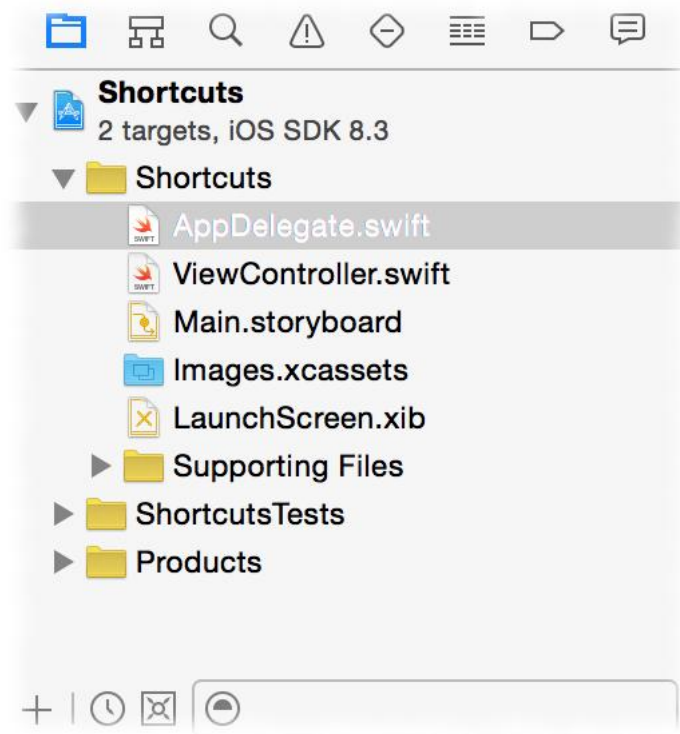


Chapter 1



View

Mode

Tag

Interaction User Interaction Enabled
 Multiple Touch

Alpha

Background

Tint


Drawing Opaque Hidden
 Clears Graphics Context

View Controller - A controller that supports the fundamental view-management model in iOS.


Navigation Controller - A controller that manages navigation through a hierarchy of views.

Table View Controller - A controller that manages a table view.

- C** AppDelegate
 - P** *window*
 - M** application(_:didFinishLaunchingWithOptions:)
 - M** applicationWillResignActive(_:)
 - M** applicationDidEnterBackground(_:)
 - M** applicationWillEnterForeground(_:)
 - M** applicationDidBecomeActive(_:)
 - M** applicationWillTerminate(_:)

Source Control: Create Git repository on 
Xcode will place your project under version control

HTTPS clone URL



You can clone with [HTTPS](#), [SSH](#),
or [Subversion](#). 

x



Welcome to Xcode

Version 6.2 (6C131e)



Get started with a playground
Explore new ideas quickly and easily.



Create a new Xcode project
Start building a new iPhone, iPad or Mac application.



Check out an existing project
Start working on something from an SCM repository.

Show this window when Xcode launches

No Recent Projects

Open another project...



Chapter 1 Git
2 targets, iOS SDK 8.3



Chapter 1 Git



AppDelegate.swift



ViewController.swift



Product.swift



Main.storyboard

M

M

A

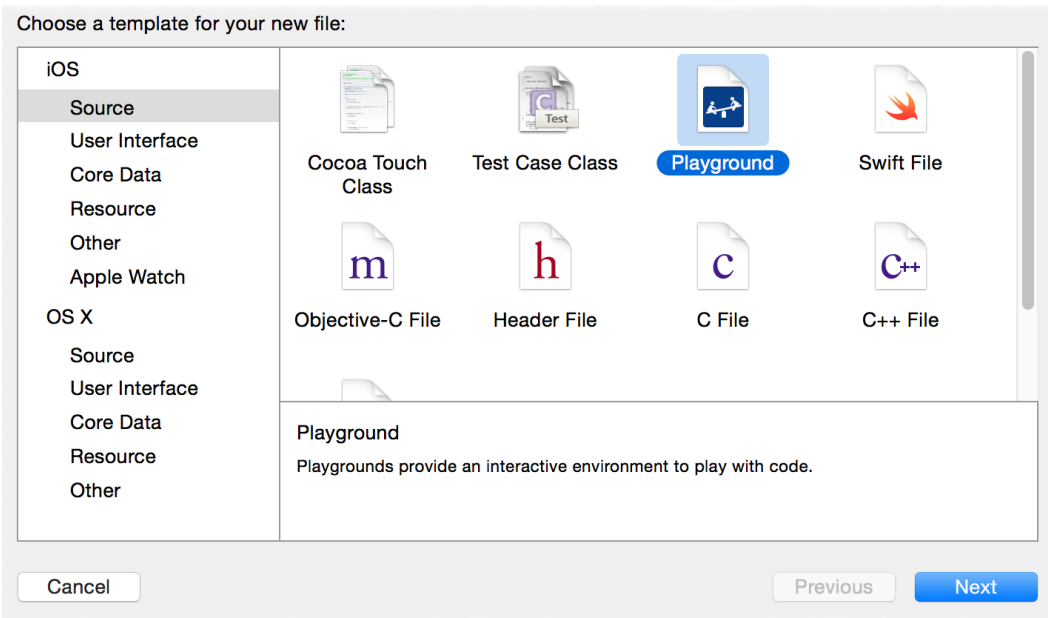


Push to remote:




origin/master






```
var frame = CGRectMake(0, 0, 100, 100)
var myView = CustomView(frame: frame)
```



```
{x 0 y 0 w 100 h 100}
CustomView
```





- ▶ **A** data = (NSData!) 190 bytes
- ▶ **A** response = (NSURLResponse!) 0x00007fad135a0370
- ▶ **A** error = (NSError!) nil
- ▼ **L** json = (AnyObject?) Some
 - ▼ instance_type = (Builtin.RawPointer) 0x7fad134303c0

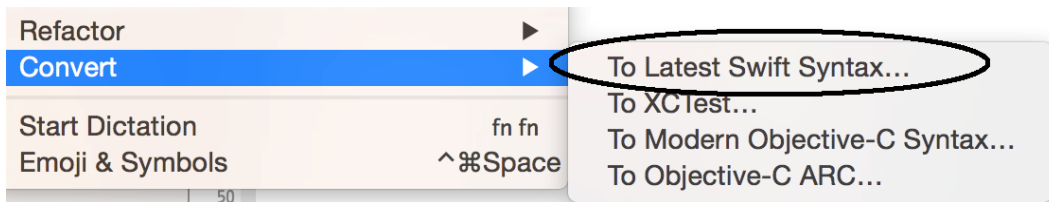
Auto ↕ |  



json variable type: __NSDictionaryM
(lldb)







C ViewController

Overridden functions

- M** viewDidLoad()
- M** didReceiveMemoryWarning()
- M** viewDidLoadAppear(_:)
- M** viewWillDisappear(_:)

Delegates

- M** tableView(_:willDisplayCell:forRowAtIndexPath:)
- M** tableView(_:willDisplayHeaderView:forSection:)
- M** tableView(_:willDisplayFooterView:forSection:)
- M** tableView(_:didEndDisplayingCell:forRowAtIndexPath:)
- M** tableView(_:didEndDisplayingHeaderView:forSection:)
- M** tableView(_:didEndDisplayingFooterView:forSection:)

private methods

- M** createTitle(_:)
- M** fixString(_:)

```
24 var request = NSURLRequest()  
25
```

Declaration `class NSURLRequest : NSObject, NSSecureCoding, NSCoder, NSCopying, NSMutableCopying`

Description NSURLRequest objects represent a URL load request in a manner independent of protocol and URL scheme.

Availability iOS (8.0 and later)

Declared In [Foundation](#)

Reference [NSURLRequest Class Reference](#)

```
27 func sellProduct (product: Product, quantity: Int) -> Bool{  
28
```

Declaration `func sellProduct(product: Product, quantity: Int) -> Bool`

Description Sell a product and remove it from the current stock.

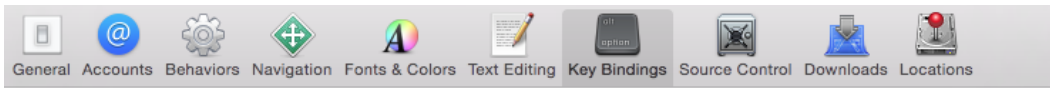
Remember that:

- The product must be available
- the quantity can't be 0 or negative

Parameters `product` The product you are selling
`quantity` Number of units or kilos to sell

Returns if the purchase was done correctly

Declared In [POS.swift](#)



Key Bindings Set

All	Menu	Text	Customized	Conflicts (8)	Q
▼ Xcode Menu					
	Command			Key	
	About Xcode				
	Preferences...			⌘,	
	Behaviors ▶ Edit Behaviors...				
	Hide Xcode			⌘H	
	Hide Others			⌘⇧H	
	Show All				
	Quit Xcode			⌘Q	
▼ File Menu					
	Command			Key	
	New ▶ Tab			⌘T	
	New ▶ Window			⇧⌘T	
	New ▶ File...			⌘N	
	New ▶ Playground...			⌘⇧N	
	New ▶ Target...				
	New ▶ Project...			⇧⌘N	
	New ▶ Workspace...			^⌘N	
	New ▶ Group			⌘N	
	New ▶ Group from Selection				
	Add Files...			⌘A	

Chapter 2

Choose options for your new project:

Product Name:

Organization Name:

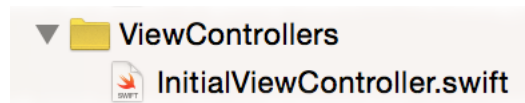
Organization Identifier:

Bundle Identifier:

Language:

Devices:


Use Core Data



Custom Class

Class:


Module:


 Default

Recently Used Colors




 Dark Text Color


 Group Table View Background Color

 Light Text Color


 Scroll View Textured Background Color

 Table Cell Grouped Background Color


 View Flipside Background Color

 Black Color

 Dark Gray Color

 Light Gray Color

 White Color

 Clear Color

Other...

Colors

RGB Sliders

Red 250

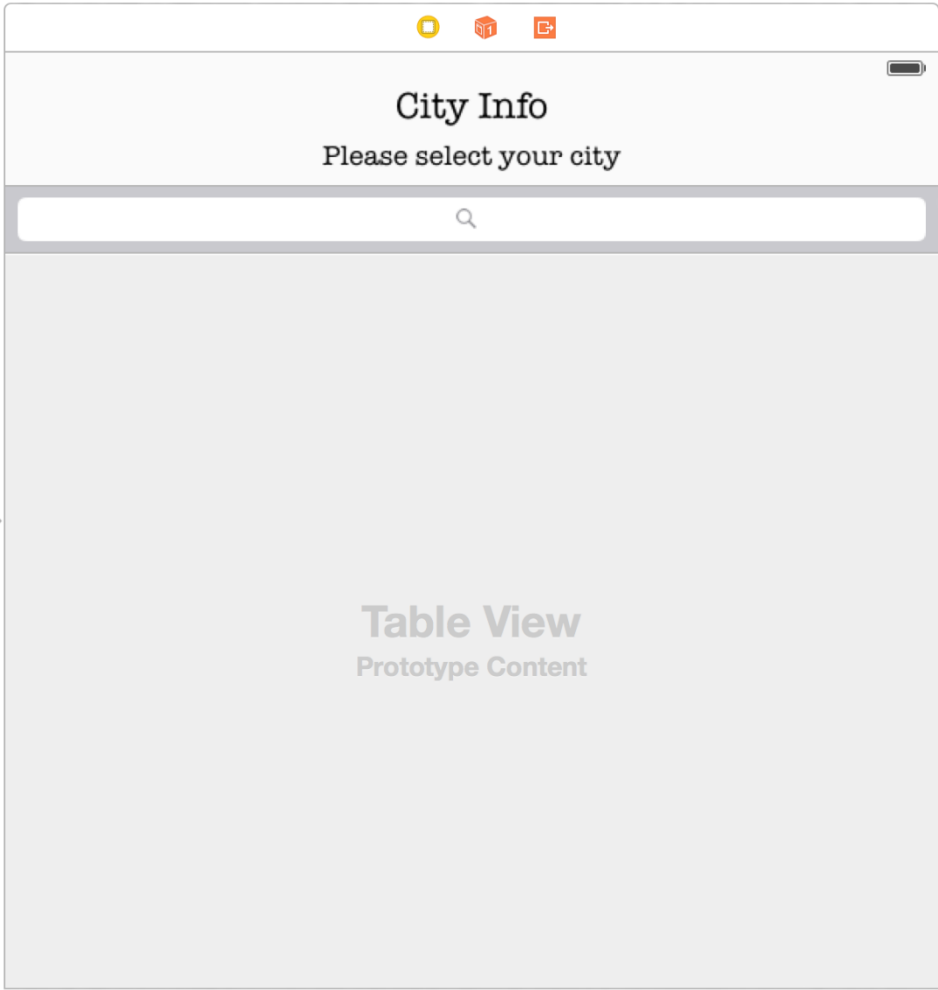
Green 250

Blue 250

Hex Color # FAFABA

Opacity 100%

The image shows a macOS Colors palette window. At the top, there are window control buttons (red, yellow, green) and the title 'Colors'. Below the title bar are five icons: a color wheel, a color palette, a color checker chart, a landscape image, and a paint palette. The main area is titled 'RGB Sliders' and contains three sliders: 'Red' (cyan gradient), 'Green' (magenta gradient), and 'Blue' (yellow gradient). Each slider has a white triangular knob and a numerical value box on the right, all set to '250'. Below the sliders is a 'Hex Color #' field with a blue border containing the text 'FAFABA'. At the bottom, there is an 'Opacity' slider set to '100%' and a color picker tool with a grid of color swatches.



File ? Grid **Image View** List Arrow

Image ▼

Highlighted ▼

State Highlighted

File ? **Custom Class** Grid Arrow

Class ↻ ▼

Module ▼

File ? **Table View Cell** Grid Arrow











Style ▼

Identifier

Selection ▼

City Info

Please select your city

San Jose	Pop: 945942 37.34, -121.89	
Sunnyvale	Pop: 140081 37.37, -122.04	
Santa Clara	Pop: 116468 37.35, -121.96	
Mountain View	Pop: 74066 37.39, -122.08	
Milpitas	Pop: 66790 37.43, -121.91	
Palo Alto	Pop: 64403 37.44, -122.14	
Cupertino	Pop: 58302 37.32, -122.03	
Newark	Pop: 42573 37.53, -122.04	
Campbell	Pop: 39349 37.29, -121.95	
Menlo Park	Pop: 32026 37.45, -122.18	




Split View Controller - A composite view controller that manages left and right view cont...



Page View Controller - Presents a sequence of view controllers as pages.



GLKit View Controller - A controller that manages a GLKit view.



Custom Class

Class

Module

Identity


Storyboard ID

Restoration ID

Use Storyboard ID



Custom Class

Class  

Module 

Identity

Storyboard ID

Restoration ID

Use Storyboard ID



City Info

Wiki

UIWebView

City Info

Wiki


San Jose, California



San Jose, California



Charter city and county seat


City of San Jose



File Help Storyboards Connect Library Back

Custom Class

Class  

Module 



Identity

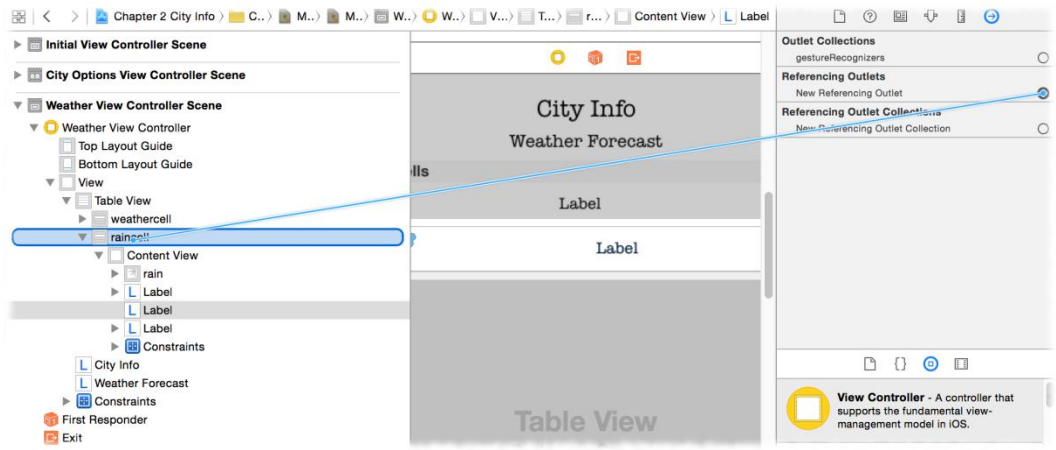
Storyboard ID

Restoration ID

Use Storyboard ID














Prototype Cells

	Label	Label
Label 	Label	Label



City Info

Weather Forecast

	2015-05-10 06:00:00	10.2C
	2015-05-10 09:00:00	7.2C
0.01mm 	2015-05-10 12:00:00	6.3C
0.05mm 	2015-05-10 15:00:00	9.7C
0.02mm 	2015-05-10 18:00:00	19.2C
	2015-05-10 21:00:00	23.7C
	2015-05-11 00:00:00	22.6C
	2015-05-11 03:00:00	17.1C
	2015-05-11 06:00:00	9.7C
	2015-05-11 09:00:00	7.5C
	2015-05-11 12:00:00	6.3C
0.04mm 	2015-05-11 15:00:00	10.9C
0.01mm 	2015-05-11 18:00:00	17.3C




Object - Provides a template for objects and controllers not directly available in Interface Builder.



Collection View Controller - A controller that manages a collection view.



AVKit Player View Controller - A view controller that manages a AVPlayer object.



Custom Class

Class PicturesViewController

Module Current - Chapter_2_...

Identity

Storyboard ID picturescity

Restoration ID

Use Storyboard ID



upload



Staybridge
Suites San Fra...



San Bruno BART
Station Area



San Bruno BART
Station Area



San Bruno BART
Station Area



San Bruno BART
Station Area



Daly City from
BART



Daly City from
BART




Table View Controller - A controller that manages a table view.



Table View - Displays data in a list of plain, sectioned, or grouped rows.



Table View Cell - Defines the attributes and behavior of cells (rows) in a table view.

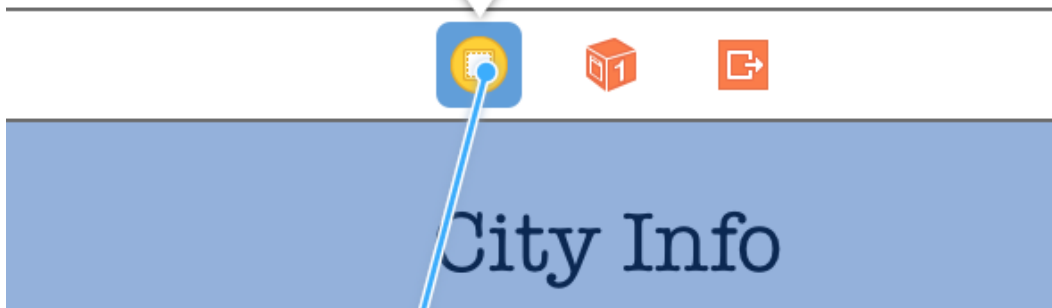


table













Initial View Controller



Chapter 3

Settings

-  Photos & Camera >
-  Game Center >
-  Twitter >
-  Facebook >
-  Flickr >
-  Vimeo >
-  Developer >
-  Chapter 2 City Info >

Choose options for your new project:

Product Name:

Organization Name:

Organization Identifier:

Bundle Identifier:

Language:

Devices:

Use Core Data

General Capabilities Info Build Settings Build Phases Build Rules

PROJECT

- Chapter 3 Photo Sharing

TARGETS

- Chapter 3 Photo Sharing
- Chapter 3 Photo Shari...

Main Interface:

Device Orientation: Portrait
 Upside Down
 Landscape Left
 Landscape Right

Status Bar Style:
 Hide status bar

Custom Class

Class:

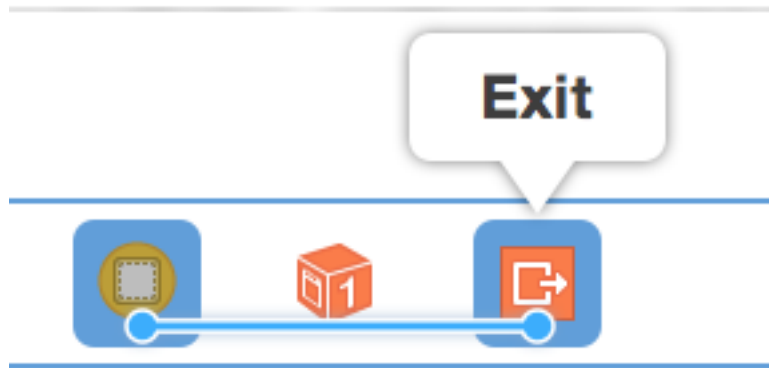
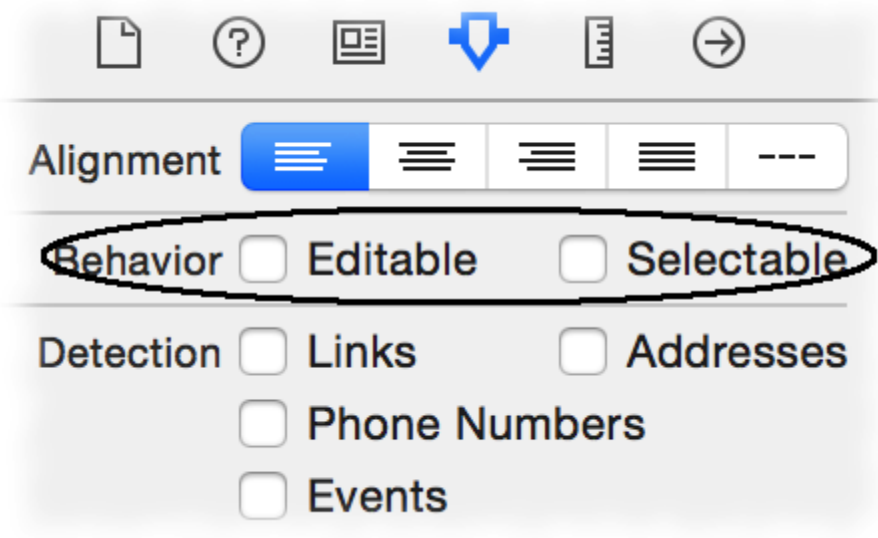
Module:


Photo Sharing


1. Take or choose a picture
2. Add some icons on it
3. Share it on Facebook


[Choose from camera roll](#)

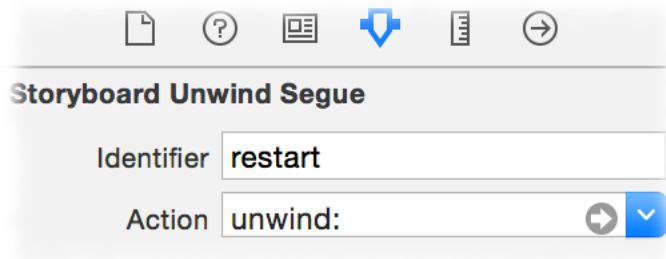
[Take a picture](#)



 First Responder

 Exit

 Unwind segue to Scene Exit Pla...



Text

Hat

Circle



View Controller - A controller that supports the fundamental view-management model in iOS.



View - Represents a rectangular region in which it draws and receives events.






Custom Class

Class	BoardView	↔	▼
Module	Current - Chapter_...		▼



Continue

Cancel Facebook Post

Fake birthday | 

Album >

Location None >

Audience Friends >



to is party

Q W E R T Y U I O P

A S D F G H J K L

↑ Z X C V B N M ↵

123 globe space return

 56 mins · iOS · Edited · 

Fake birthday



[Like](#) · [Comment](#) · [Share](#)



Write a comment...

Press Enter to post.



File ? Inspector Assistant View Help

Custom Class

Class ↩

Module ▾

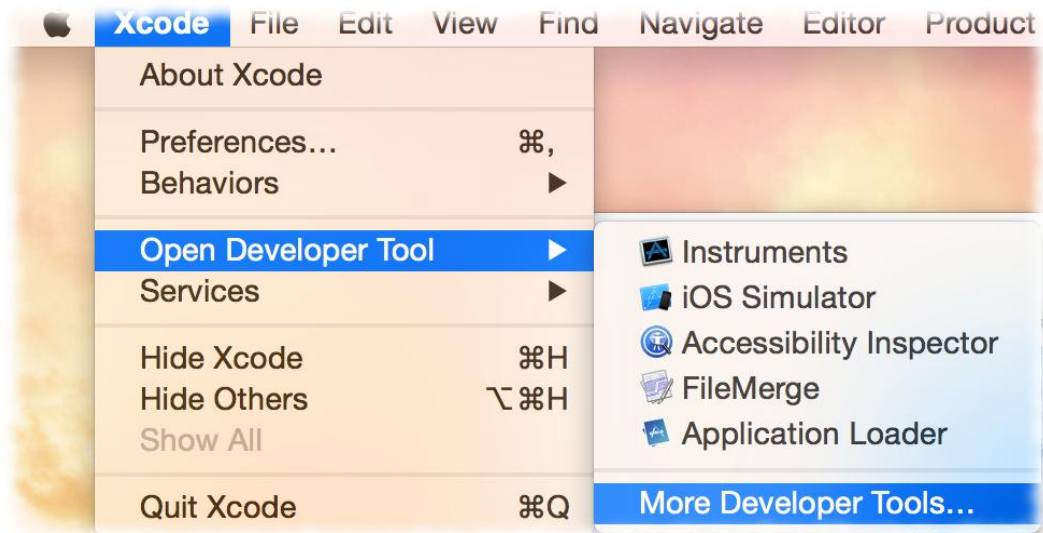
Identity


Storyboard ID

Restoration ID

Use Storyboard ID

Chapter 4



Description	Release Date
+ Graphics Tools for Xcode 6.3	Apr 7, 2015
- Hardware IO Tools for Xcode 6.3	Apr 7, 2015
<p>This package includes additional hardware i/o tools formerly bundled in the Xcode installer. These tools include: Apple Bluetooth Guidelines Validation, Bluetooth Explorer, HomeKit Accessory Simulator, IO Registry Explorer, Network Link Conditioner.prefpane, PacketLogger and Printer Simulator. These graphics tools support running on OS X 10.10.</p>	<p> HardwareIOTools_Xcode_6.3 9.6 MB</p>
+ Command Line Tools (OS X 10.9) for Xcode – Xcode 6.2	Mar 7, 2015



Configure your new accessory:

Name:	<input type="text" value="Door Lock"/>
Manufacturer:	<input type="text" value="Home Automation Limited"/>
Model:	<input type="text" value="Lock"/>
Serial Number:	<input type="text" value="DEH7GJ02B8KR"/>

BTLE Accessory
Potomac

IP Accessories
● Door Lock

Door Lock

Setup Code **532-49-533**

IP ON

Pairings 0

Door Lock
Accessory Information Service (000003E)

Name Door Lock

Manufacturer Home Automation Limited

Model Lock

Serial Number DEH7GJ02B8KR

Identify No

+

Configure your new characteristic:

Characteristic: Custom

UUID: EA7939D4-F26E-4F55-BCA0-6F0F6E6258BD

Format: Bool

Units: None

Readable

Writable

Updatable

Manufacturer Description:


Max Value:

Min Value:

Step Value:

Max Length:


Configure your new Service:

Service: 

UUID:

Name:

Service Type: Primary
 Secondary

Primary Service: 

Cancel

Finish


Choose options for your new project:


Product Name:

Organization Name:

Organization Identifier:

Bundle Identifier:

Language: 

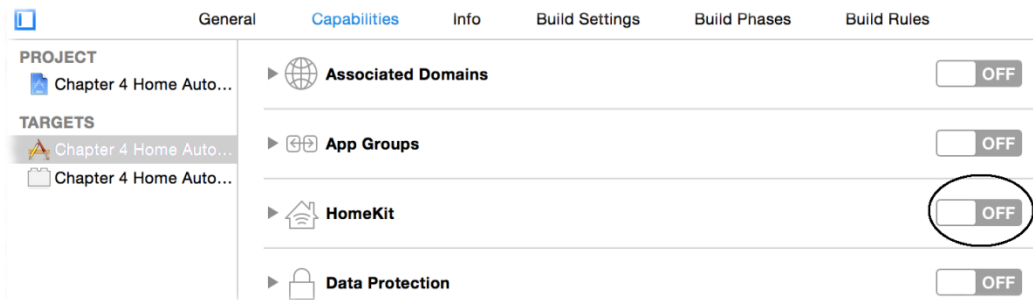
Devices: 

Use Core Data

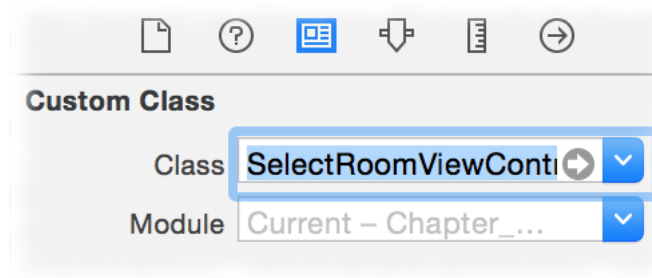
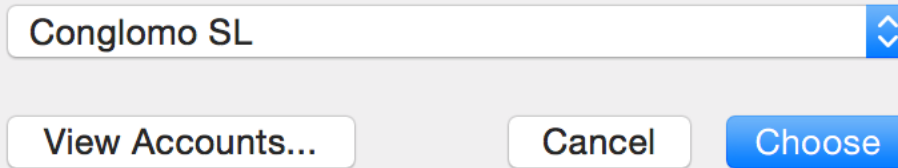
Cancel

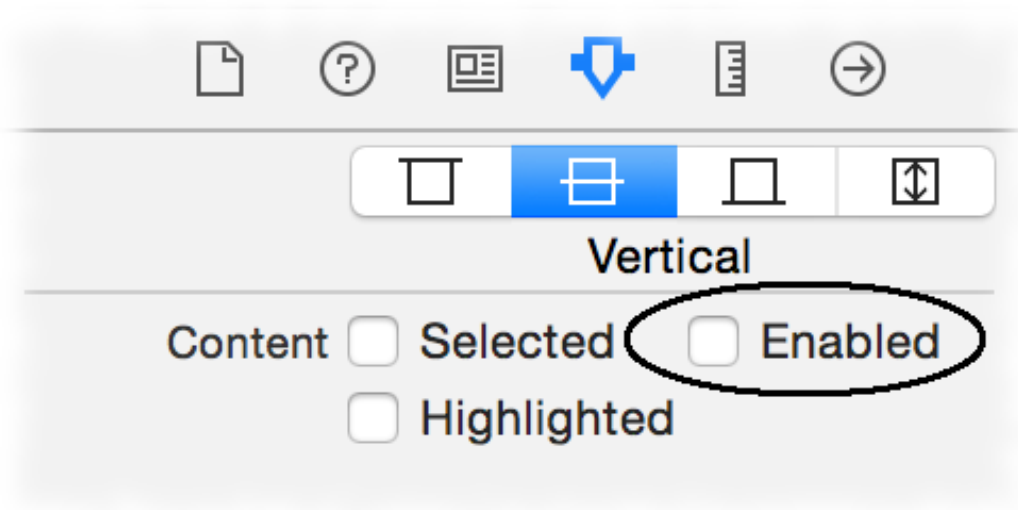
Previous

Next



To enable HomeKit, select a Development Team to use for provisioning:





Home Automation

SELECT YOUR ROOM

Living room

Garage

**“Chapter 4 Home
Automation” Would Like to
Access Your Accessory Data**

Don't Allow

OK



Custom Class

Class GarageDoorViewController

Module Current - Chapter_4_Hom...

Garage



Main screen



Exit



View

Mode **Aspect Fit**

Tag

Interaction **User Interaction Enabled**

Multiple Touch

Alpha

Add HomeKit Accessory

Enter the code for “Garage Door” to add it to “Home Sweet Home”.

Cancel

Add

Page View Controller

Navigation

Transition Style

Page Spacing

Spine Location

Double Sided


Door Lock



Main Screen



Fan



Main screen



Aquarium Thermostat



Main screen



Current Temperature  23.1

Target Temperature  24

Temperature Units Celsius
 Fahrenheit

Chapter 5

Choose options for your new project:

Product Name:

Organization Name:

Organization Identifier:

Bundle Identifier:

Language:

Devices:

Use Core Data

Include Unit Tests

Include UI Tests

▼  HealthKit

ON

- Steps:
- ✓ Add the "HealthKit" entitlement to your App ID
 - ✓ Add the "HealthKit" key to your info plist file
 - ✓ Add the "HealthKit" entitlement to your entitlements file
 - ✓ Link HealthKit.framework

Chapter 5 HealthKit

Your Current Data

Your Progress

Don't Allow

Health Access

Allow



Health

"Chapter 5 HealthKit" would like to access and update your Health data in the categories below.

All Categories Off

ALLOW "CHAPTER 5 HEALTHKIT" TO WRITE DATA:



Weight



ALLOW "CHAPTER 5 HEALTHKIT" TO READ DATA:



Heart Rate



Steps



Weight



Your Current Data

Number of steps: NO DATA


Heart Rate: NO DATA

Weight: Kg [Change Unit](#)

Weight Goal: Kg

[Save & Close](#)

1	2 ABC	3 DEF
4 GHI	5 JKL	6 MNO
7 PQRS	8 TUV	9 WXYZ
	0	



▼ Embedded Binaries

📁 Charts.framework ...in build/Debug-iphon...

+ -

▼ Linked Frameworks and Libraries

Name	Status
📁 HealthKit.framework	Required ↕
📁 Charts.framework	Required ↕

+ -



Custom Class

Class ↗

Module

File ? Grid Pin List Arrow

Custom Class

Class ↗

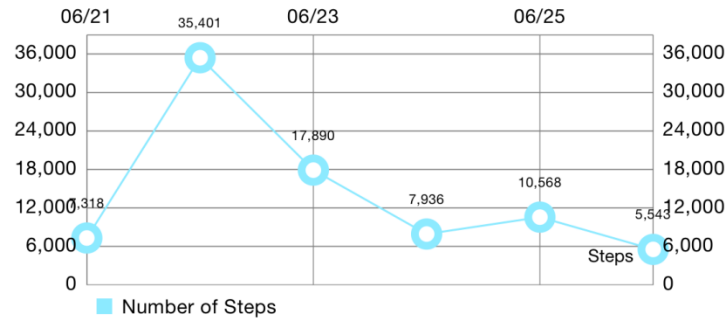
Module ↗

●●○○ Proximus

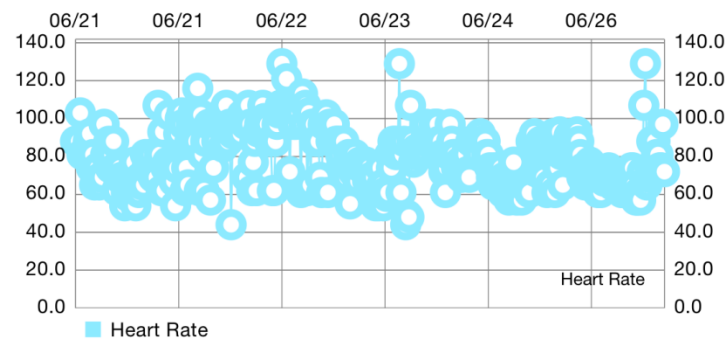
02:08




Number of Steps



Heart Rates

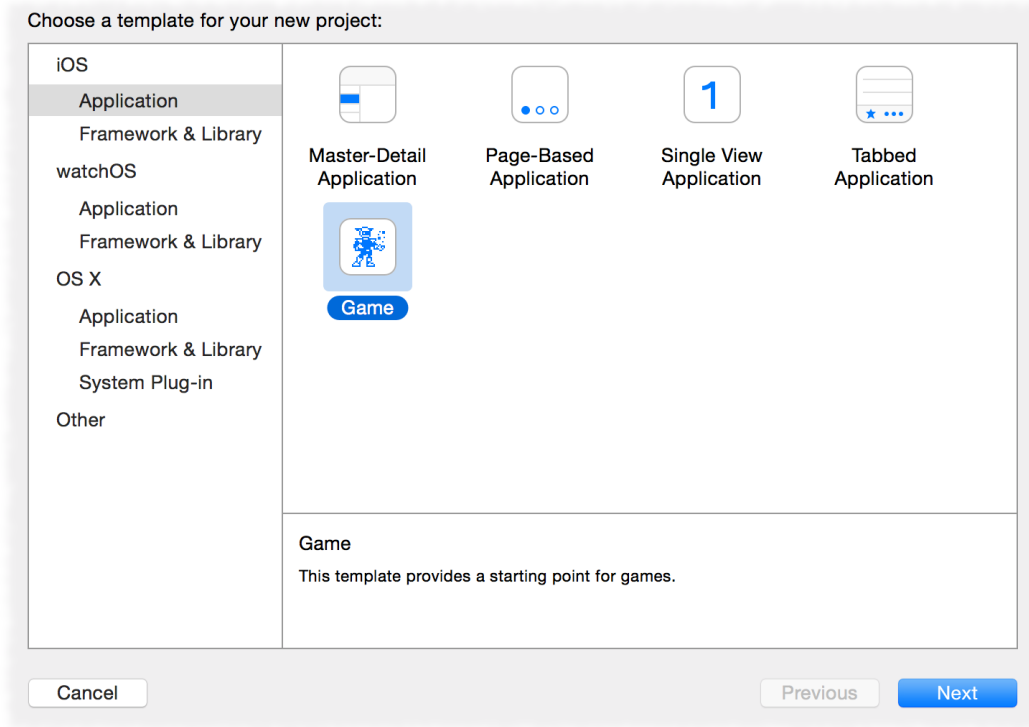


Weight



Close

Chapter 6



Choose options for your new project:

Product Name:

Organization Name:

Organization Identifier:

Bundle Identifier:

Language:

Game Technology:

Devices:

Include Unit Tests

Include UI Tests

Cancel

Previous

Next

Deployment Target

Devices

Main Interface

- Device Orientation
- Portrait
 - Upside Down
 - Landscape Left
 - Landscape Right

Status Bar Style

- Hide status bar
- Requires full screen

General Capabilities Resource Tags Info **Build Settings** Build Phases Build Rules


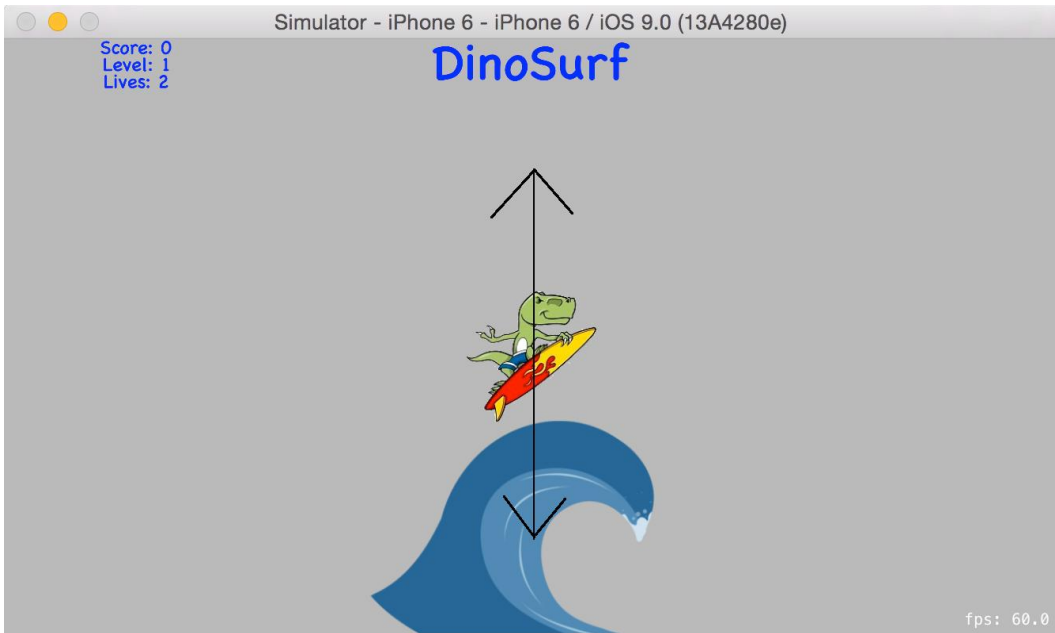
Basic **All** Combined Levels +

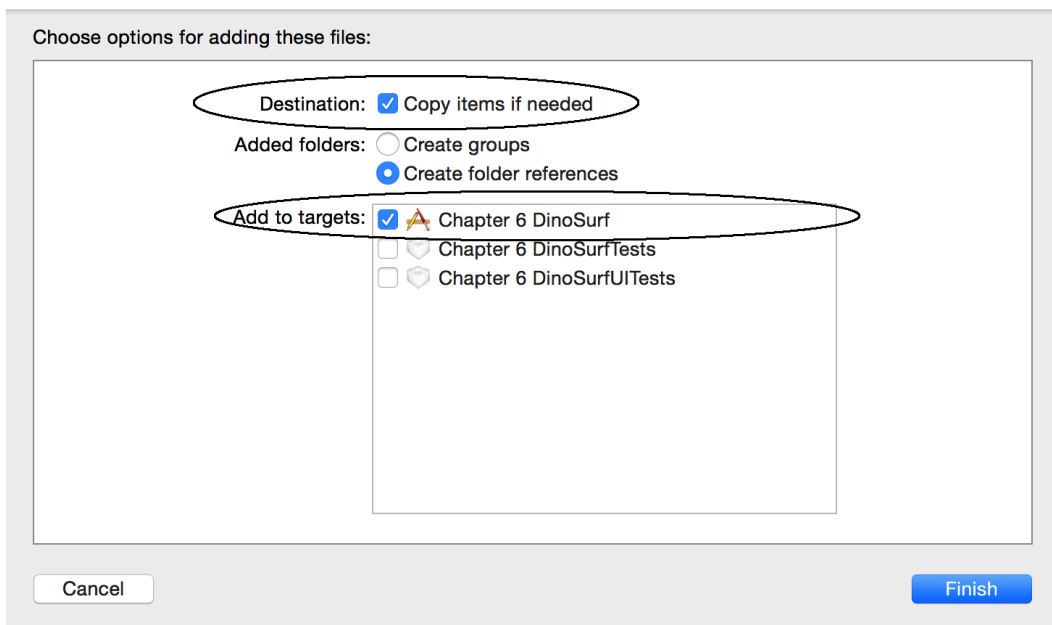

Other swift flags


▼ Swift Compiler - Custom Flags

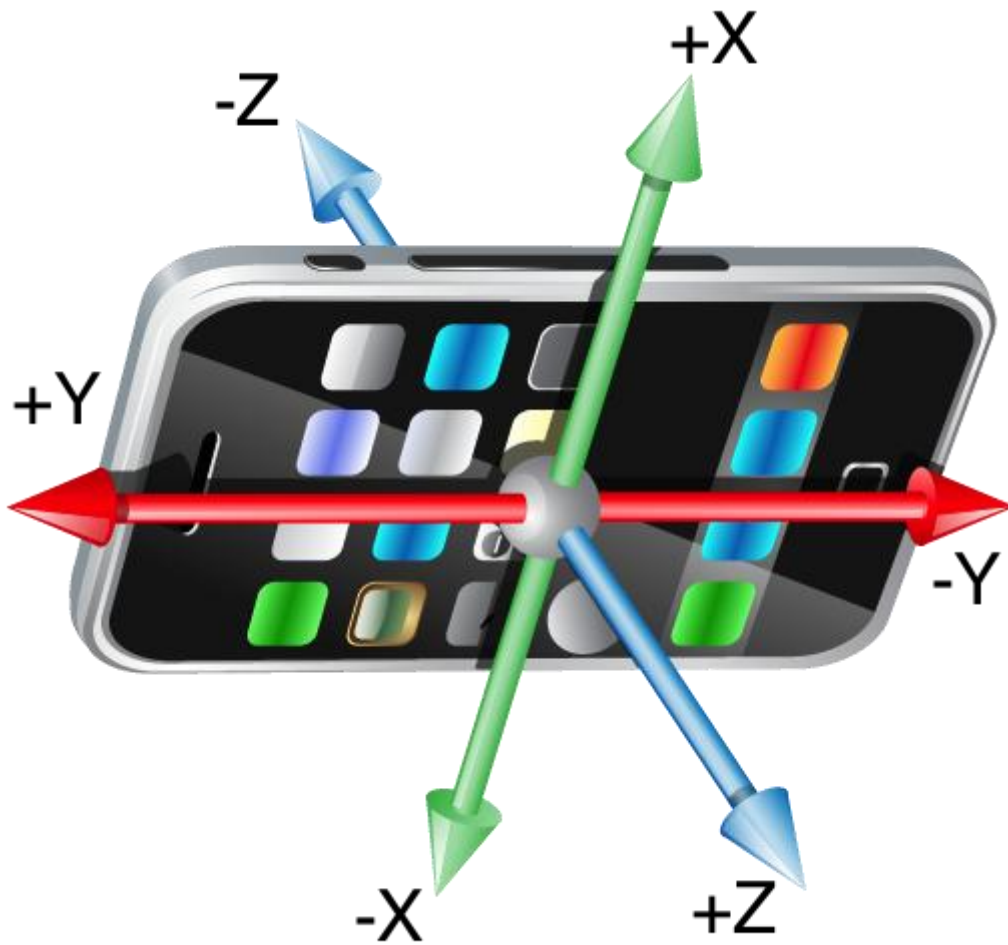
Setting	Value
Other Swift Flags	<Multiple values>
Debug	-DDEBUG
Release	













- ✓  Chapter 6 DinoSurf 
- Edit Scheme...
- New Scheme...
- Manage Schemes...

Info Arguments Options Diagnostics

Build Configuration Release

Executable Chapter 6 DinoSurf.app


Debug executable

Debug Process As Me (minis) root

Launch Automatically Wait for executable to be launched

Chapter 7

Choose a template for your new project:

iOS	
Application	
Framework & Library	iOS App with WatchKit App
Watch OS	
Application	
Framework & Library	
OS X	
Application	
Framework & Library	
System Plug-in	
Other	

iOS App with WatchKit App
This template provides a starting point for an iOS application with an associated WatchKit Application.

Cancel Previous Next

Choose options for your new project:

Product Name:

Organization Name:

Organization Identifier:

Bundle Identifier:

Language:

Devices:

- Include Notification Scene
- Include Glance Scene
- Include Complication
- Include Unit Tests
- Include UI Tests

Cancel Previous Next

Maps ON

Routing: Airplane Streetcar
 Bike Subway
 Bus Taxi
 Car Train
 Ferry Other
 Pedestrian

Steps: Link MapKit.framework

General	Capabilities	Resource Tags	Info	Build Settings	Build Phases	Build Rules
Basic	All	Combined	Levels	+	Q other sw	
<p>Swift Compiler - Custom Flags</p> <p>Setting Chapter 7 Fridge Control</p> <p>Other Swift Flags <Multiple values></p> <p>Debug + -DDEBUG</p> <p>Release</p> <p>Other Swift Flags</p>						

Simulator - iPhone 5s - iPhone 5s / i...

Carrier 

10:40 AM



Fridge Control

Add supplies

Check Status



Custom Class

Class  

Module 



ADD SUPPLIES

Product name

Product type

Dring
Food
Dessert

How long does it last?

1	Day
2	Week
3	Month

[Back](#)

[Add product](#)



Identity

Restoration ID

User Defined Runtime Attributes

Key Path	Type	Value
layer.borderWidth	Number	◇ 1

+ -

Fridge Status

-

[Go to the supermarket](#)

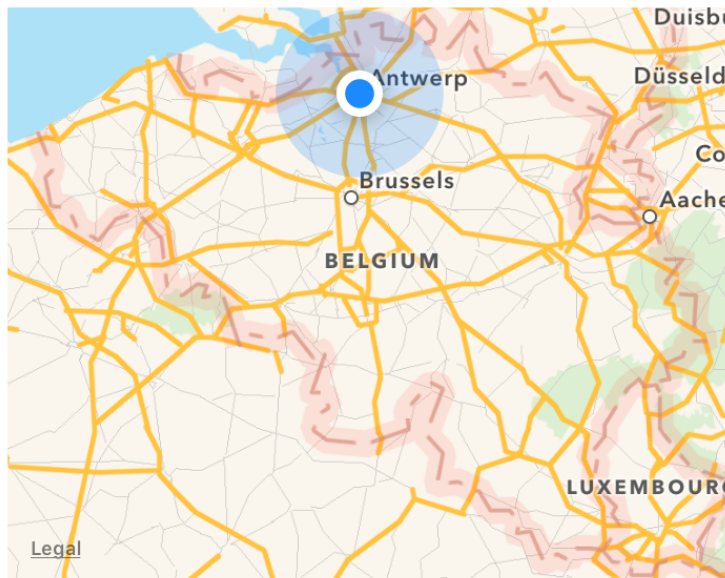
Drink

Food

Dessert

[Back](#)

Supermarket Directions



Proceed to Sudermanstraat

At the end of the road, turn left onto Ko...

At the end of the road, turn right onto...

Turn right onto Wolstraat

Continue onto Kipdorp

Turn right onto Italiëlei

[Main Menu](#)

Map View

Type

Allows Zooming Scrolling
 Rotating 3D View
 User Location
 Buildings
 Points of Interest

Custom Class

Class

Module

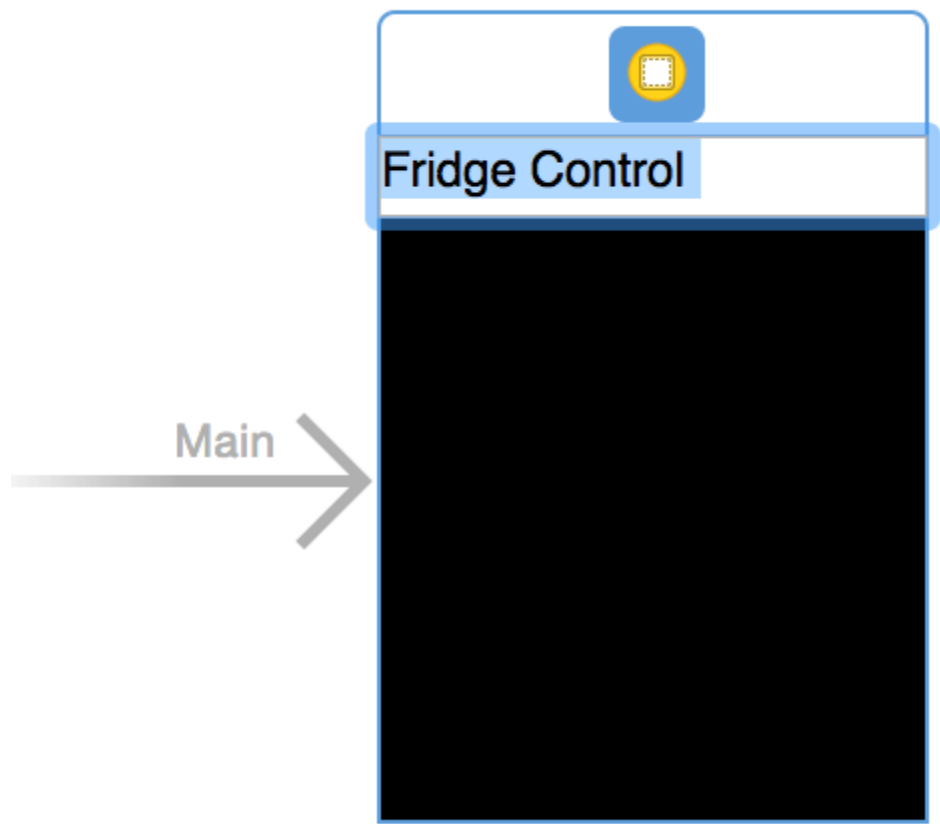
Identity

Storyboard ID


Restoration ID


Use Storyboard ID


Key	Type	Value
▼ Information Property List	Dictionary	(18 items)
NSLocationWhenInUseUsag...	String	This app needs your location for routing you to the supermarket
Localization native development r...	String	en
▶ Document types	Array	(1 item)
Executable file	String	\$(EXECUTABLE_NAME)




Size


Width Fixed 





Height Size To Fit Content 






Alignment

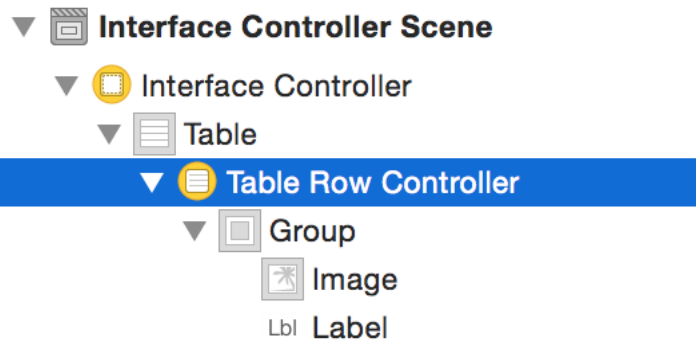
+ Horizontal Center 

+ Vertical Center 

Group  Chapter 7 Fridge Control Watch... 

Targets

-  Chapter 7 Fridge Control
-  Chapter 7 Fridge ControlTests
-  Chapter 7 Fridge ControlUITests
-  Chapter 7 Fridge Control Watc...
-  Chapter 7 Fridge Control Watc...



File ? Grid Pin Arrow

Custom Class

Class + ▾

Module ▾

File ? Grid Pin Arrow

Row Controller

Identifier

+ Selectable

File ? Grid Pin Arrow

Triggered Segues

selection






Outlets

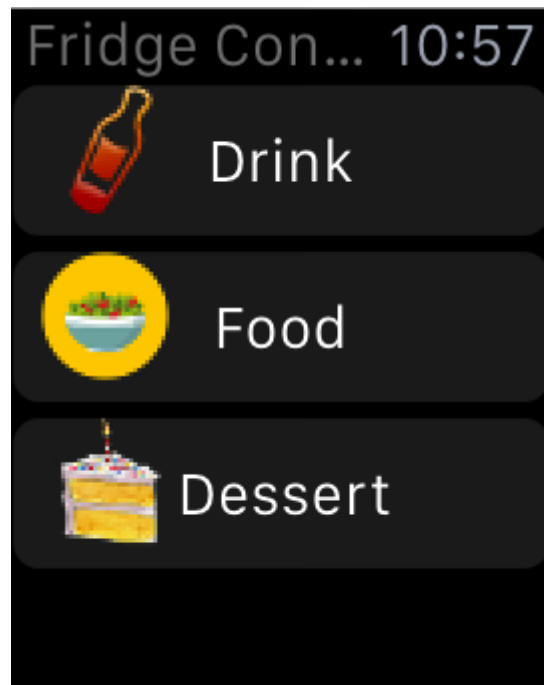
caption * Caption

image

Referencing Outlets

New Referencing Outlet

-  Chapter 7 Fridge Control ▶
 - ✓  Chapter 7 Fridge Control WatchKit App ▶
 -  Notification - Chapter 7 Fridge Control WatchKit App ▶
 -  Glance - Chapter 7 Fridge Control WatchKit App ▶
 -  Complication - Chapter 7 Fridge Control WatchKit App ▶
-
- Edit Scheme...
 - New Scheme...
 - Manage Schemes...



Size

Width ⌵

+ ⌵

+ Adjustment ⌵

Alignment

+ Horizontal

+ Vertical

Size

Width

+

Height

+






Storyboard Segue

Identifier


Segue



Custom Class



Class  


Module 



Size



Width 

+  



+ Adjustment  



Height 



+  

+ Adjustment  

Group

+  

Insets  

+ Spacing   Custom

Chapter 8

Choose options for your new project:

Product Name:

Organization Name:

Organization Identifier:

Bundle Identifier:







Language:

Devices:

Use Core Data

Include Unit Tests

Include UI Tests

















     

Custom Class

Class:

Module:

Choose your video

-  **15-01-2015**
file:///var/mobile/Media/DCIM/100APPLE/IMG_...
-  **Unkown date**
file:///var/mobile/Media/DCIM/100APPLE/IMG_...
-  **01-03-2015**
file:///var/mobile/Media/DCIM/100APPLE/IMG_004...
-  **09-02-2015**
file:///var/mobile/Media/DCIM/100APPLE/IMG_...
-  **19-02-2015**
file:///var/mobile/Media/DCIM/100APPLE/IMG_003...
-  **30-01-2015**
file:///var/mobile/Media/DCIM/100APPLE/IMG_003...
-  **24-02-2015**
file:///var/mobile/Media/DCIM/100APPLE/IMG_...
-  **08-03-2015**
file:///var/mobile/Media/DCIM/100APPLE/IMG_...
-  **25-03-2015**
file:///var/mobile/Media/DCIM/100APPLE/IMG_007...
-  **08-08-2015**
file:///var/mobile/Media/DCIM/100APPLE/IMG_...
-  **17-03-2015**
file:///var/mobile/Media/DCIM/100APPLE/IMG_007...
-  **29-04-2015**
file:///var/mobile/Media/DCIM/100APPLE/IMG_010...
-  **30-04-2015**
file:///var/mobile/Media/DCIM/100APPLE/IMG_010...
-  **19-06-2015**
file:///var/mobile/Media/DCIM/100APPLE/IMG_016...
-  **30-04-2015**
file:///var/mobile/Media/DCIM/100APPLE/IMG_010...
-  **00-00-0015**



Custom Class

Class RecorderViewController

Module Current - Chapter_8_...

Identity

Storyboard ID recorderviewcontroller

Restoration ID

Use Storyboard ID







Start recording




Storyboard Unwind Segue

Identifier

Action  

Segue Class  

Segue Module 

Animates