

Chapter 1: Fundamentals of Salesforce Reports and Dashboards

The screenshot shows the Salesforce Lightning Experience interface. At the top, there is a navigation bar with the Salesforce logo, a search bar, and user information (Johan Yu) with a 'Setup' button highlighted in red. Below the navigation bar is a horizontal menu with tabs for Home, Chatter, Campaigns, Leads, Accounts, Contacts, Opportunities, Forecasts, Contracts, Orders, and Cases. On the left side, there is a sidebar with a search bar and several menu items: 'Lightning Experience' (highlighted in red), 'Salesforce1 Quick Start', 'Force.com Home', and 'Administer' with sub-items 'Manage Users', 'Manage Apps', and 'Manage Territories'. The main content area features a 'Getting Started' panel with a 'Build App' section and an 'Add App' button. To the right, there is a 'Trailhead' banner with the text 'the fun way to learn Salesforce' and a 'VIEW FREE TUTORIALS' button.

Enable the New Salesforce Experience

Develop Your Rollout Plan

Ready to get your org switched over? Use Trailhead to learn best practices for rolling out Lightning Experience to your users.

[Start Trail](#)

Lightning Experience

You didn't skip to the end, right? Great! You're ready to flip the switch on a powerful and intuitive user experience.



Disabled

All Systems Go?



You're almost there. But first, a quick review...

You've verified that your org gets what it needs with Lightning Experience? You've enabled the features that optimize the new Salesforce? You've given access to the right users and designated who should immediately switch to the new interface?

Yup, you're ready to go live!

[Finish Enabling Lightning Experience](#)

[Return to the Migration Assistant](#)

Enable the New Salesforce Experience


Develop Your Rollout Plan

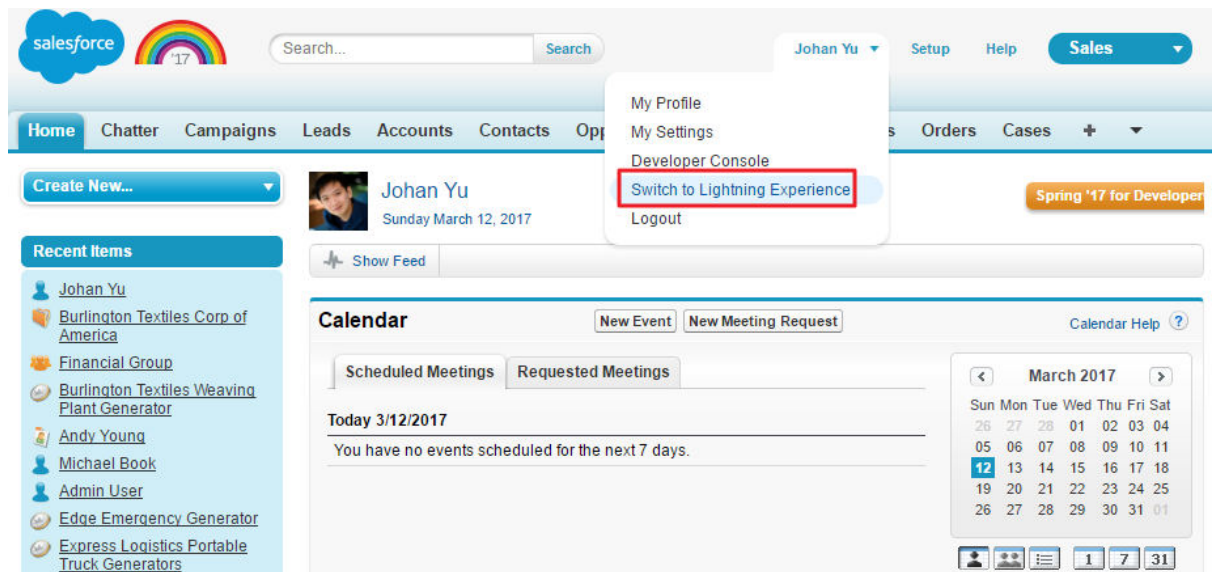
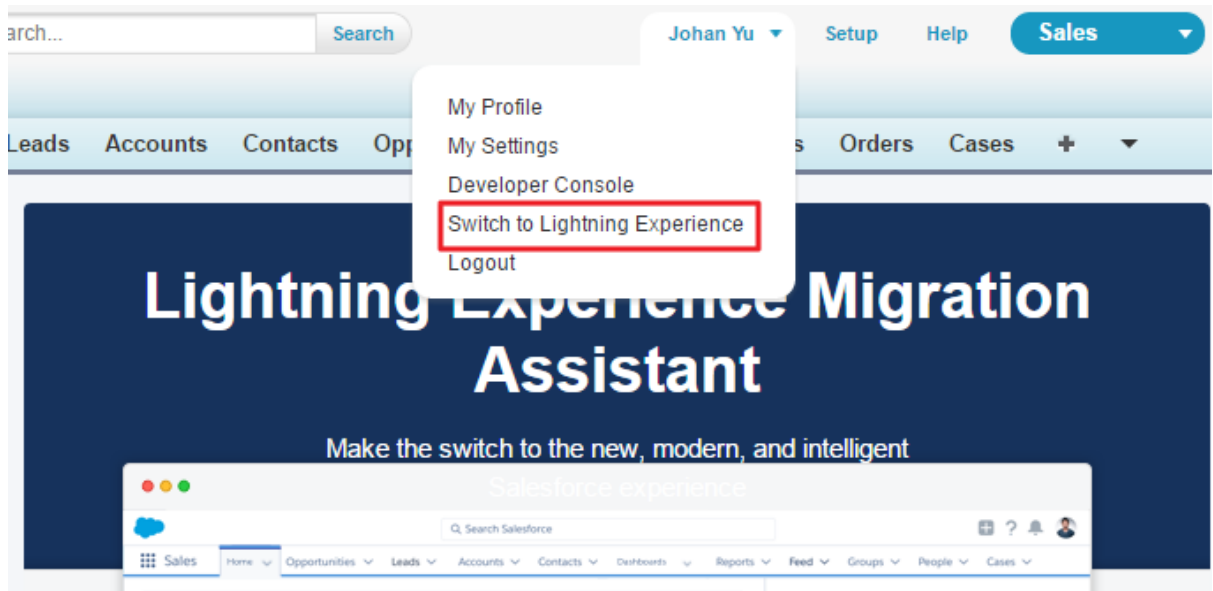
Ready to get your org switched over? Use Trailhead to learn best practices for rolling out Lightning Experience to your users.

[Start Trail](#)

Lightning Experience

You didn't skip to the end, right? Great! You're ready to flip the switch on a powerful and intuitive user experience.







Search Salesforce

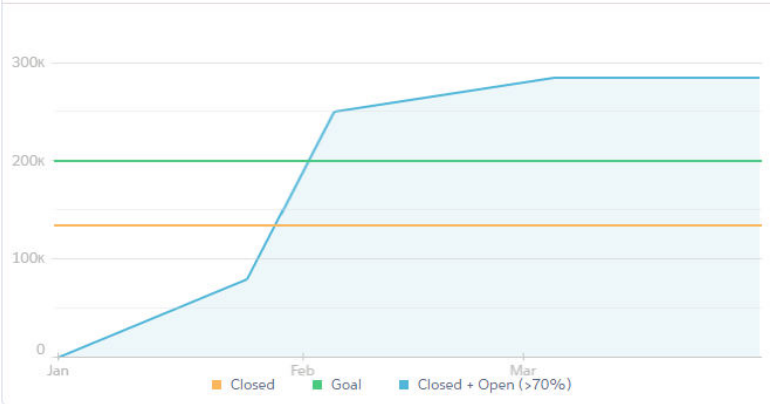


- Sales
- Home
- Chatter
- Opportunities
- Leads
- Tasks
- Files
- Accounts
- Contacts
- Campaigns
- More

Quarterly Performance

As of Today 9:44:34 PM

CLOSED \$135,000 OPEN (>70%) \$150,000 GOAL \$200,000



Recent Records

- Opty by Stage
- Johan Yu

Today's Tasks

No tasks due today.

Assistant

Opportunity is overdue


Edge Emergency Generator
Edge Communications · 3/5/2017 · \$35,000.00

Edit

News

General Business News

Millennial love for Snapchat extends to the stock



REUTERS - 2h

See More News

Search Salesforce

Sales Home Chatter Opportunities Leads Tasks Files Account

Quarterly Performance

As of Today 9:44:34 PM

CLOSED \$135,000 OPEN (>70%) \$150,000 GOAL \$200,000

Month	Closed	Open (>70%)	Goal	Closed + Open (>70%)
Jan	~135,000	~0	200,000	~135,000
Feb	~135,000	~80,000	200,000	~215,000
Mar	~135,000	~145,000	200,000	~280,000

Jan Feb Mar

Legend: Closed (orange), Goal (green), Closed + Open (>70%) (blue)

Johan Yu
ap4.salesforce.com
Settings Log Out

Quick Find

USERNAMES

-
-
-

OPTIONS

Switch to Salesforce Classic Add Username

Search Salesforce


Sales Home Chatter Opportunities Leads Tasks Files Account


Setup

Quarterly Performance


As of Today 10:10:48 PM

CLOSED 50 OPEN (>70%) 50 GOAL --



 Setup

- Security
 - Sharing Settings

 SETUP Home

1

salesforce

Set Up Salesforce1

Prepare the Salesforce1 mobile app for your users.


Launch Wizard







2

AppExchange


Extend Salesforce with the #1 business app marketplace.


Visit AppExchange

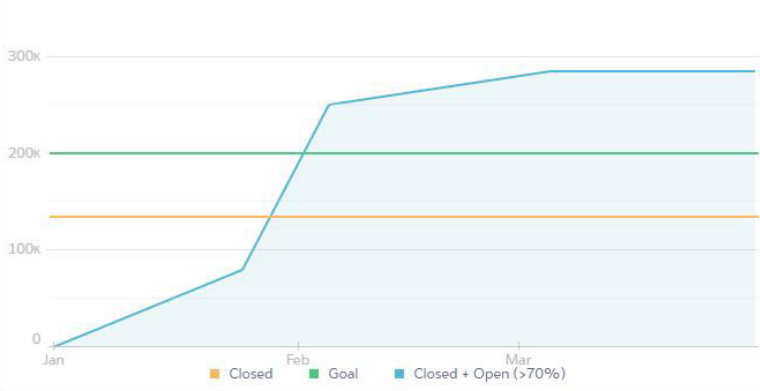


Sales
Home
Opportunities
Leads
Dashboards
Reports
Tasks
Files
Accounts
Contacts
More

Quarterly Performance
As of Today 7:11:03 AM 

CLOSED \$135,000 OPEN (>70%) \$150,000 GOAL \$200,000 





■ Closed ■ Goal ■ Closed + Open (>70%)


Assistant

Nothing needs your attention right now. Check back later.

News

CapitaLand Limited News  

Hatten Land Limited Capitaland of Malacca (10 Mar 17)



SGTALK.ORG - 19h

Search Salesforce

App Launcher

Find an app or item

- Community**
Salesforce CRM Communities
- Site.com**
Build pixel-perfect, data-rich websites using the drag-and-drop Site.... [More](#)
- Salesforce Chatter**
The Salesforce Chatter social network, including profiles and feeds
- Content**
Salesforce CRM Content
- Sales**
Manage your sales process with accounts, leads, opportunities, and more

▼ All Items

Accounts	Approval Requests	Calendar
Campaigns	Cases	Chatter
Contacts	Contracts	Dashboards
Files	Forecasts	Groups
Home	Leads	News
Opportunities	People	Products
Reports	Tasks	

REPORTS

Recent

2 Items

New Report

REPORTS

Recent

Created by Me

REPORT NAME	DESCRIPTION	FOLDER	LAST MODIFIED BY	SUBSCRIBED
Opty by Amount		Shared Report Folder	Johan Yu	<input type="checkbox"/> <input type="button" value="v"/>
Opty by Stage		Shared Report Folder	Johan Yu	<input type="checkbox"/> <input type="button" value="v"/>



Search Salesforce



Sales

Home

Opportunities

Leads

Dash

Add favorite

Reports

More



REPORT

Opty by Stage



Total Records
32

Total Amount
\$5,695,000.00

Filters

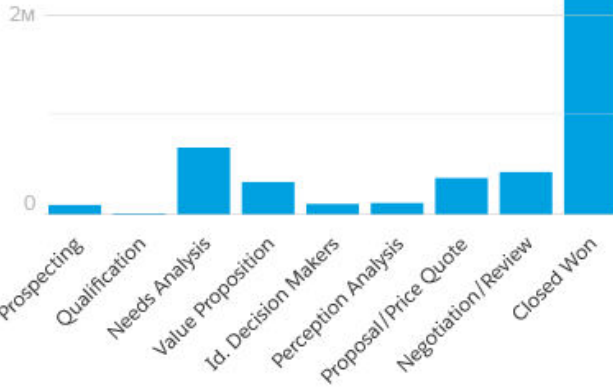


Role Hierarchy
All Opportunities

Show Me
All opportunities

Close Date
All time

Sum of Amount





Search Salesforce



Sales

Home

Opportunities

MY FAVORITES



Quarterly Performance

CLOSED	\$0	OPEN (>70%)	\$0	GOAL	--	
--------	-----	-------------	-----	------	----	--

- Opty by Stage Report
- Edit Favorites



Search Salesforce



Sales

Home

Opportunities

Leads

Dashboards

Reports

More

REPORTS

Recent

2 Items

REPORTS

REPORT NAME

DESCRIPTION

FOLDER

LAST MODIFIED BY

Recent

Opty by Amount

Shared Report Folder

Johan Yu

Opty by Stage

Shared Report Folder

Johan Yu

Created by Me

Private Reports

Public Reports

All Reports

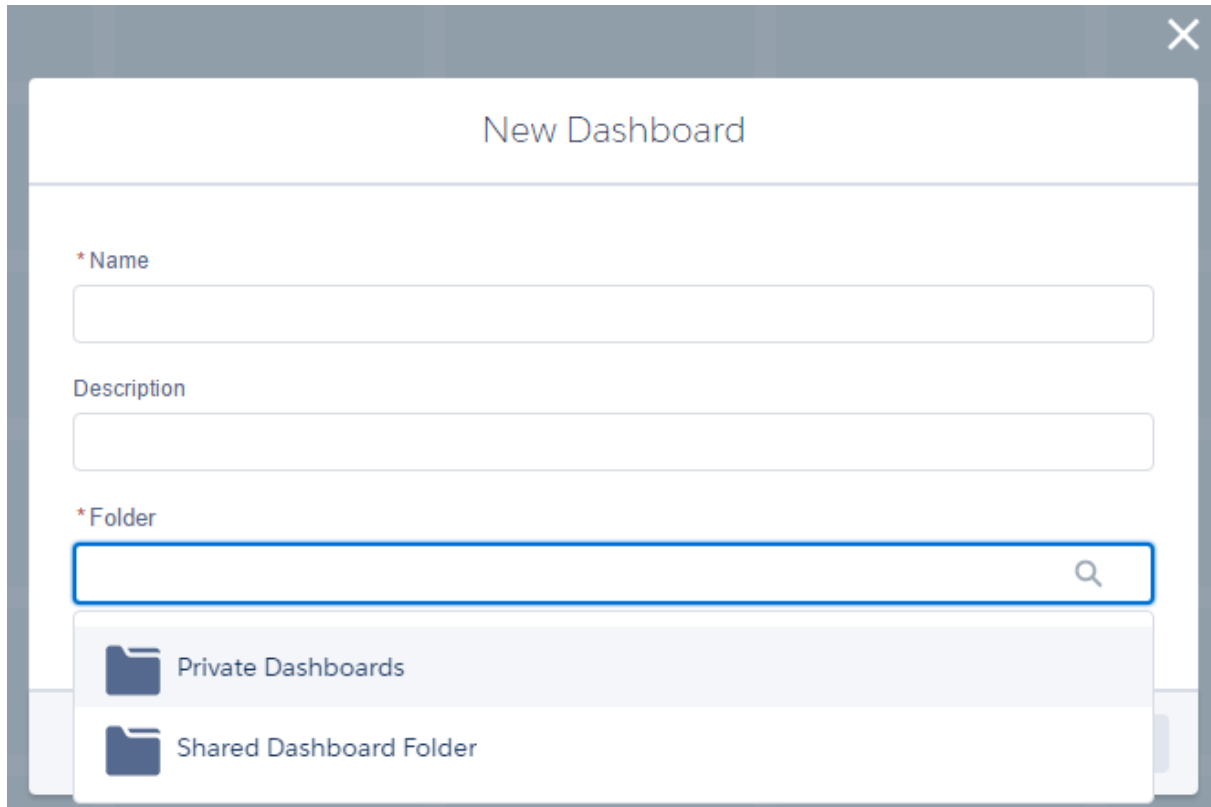
FOLDERS

Created by Me

Shared with Me

All Folders

Chapter 2: Concepts and Permissions in Reports and Dashboards




The image shows a 'New Dashboard' form with the following fields:

- * Name**: A text input field.
- Description**: A text input field.
- * Folder**: A dropdown menu with a search icon on the right. The dropdown is open, showing two options:
 - Private Dashboards
 - Shared Dashboard Folder

REPORTS
All Folders New Report
3 Items • Sorted by Folder Name

REPORTS	FOLDER NAME ↑	CREATED BY	LAST MODIFIED BY	CREATED ON
Recent	📁 Reports Shared to Finance	Johan Admin	Johan Admin	3/19/2017 6:01 PM
Created by Me	📁 Shared Reports	Johan Admin	Johan Admin	3/19/2017 5:50 PM
Private Reports	📁 Training and Certification Reports	Admin User	Admin User	1/12/2017 8:49 AM
Public Reports				
All Reports				
FOLDERS				
Created by Me				
Shared with Me				
All Folders				

REPORTS
All Folders
1 Item • Sorted by Folder Name New Report

REPORTS	FOLDER NAME ↑	CREATED BY	LAST MODIFIED BY	CREATED ON
Recent	 Shared Reports	Johan Admin	Johan Admin	3/19/2017 5:50 PM
Created by Me				
Private Reports				
Public Reports				
All Reports				
FOLDERS				
Created by Me				
Shared with Me				
All Folders				

Reports & Dashboards

[New Report...](#) [New Dashboard...](#)

[Guided Tour | Help for this Page](#)

Folders

Find a folder...

All Folders

- Unfiled Public Reports
- My Personal Custom Reports
- My Personal Dashboards
- Company Dashboards
- Reports Shared to Finance
- Shared Dashboards
- Shared Reports
- Training and Certification Reports
- Account and Contact Reports
- Opportunity Reports
- Sales Reports
- Lead Reports
- Support Reports
- Campaign Reports
- Administrative Reports
- Activity Reports
- Product and Asset Reports
- Call Center Reports
- File and Content Reports

Activity Reports

Find reports and dashboards... All Items Reports

Action	Name ↑	Folder	Created By
	Events with Invitees What are my recent group events?	Activity Reports	
	My Delegated Approval Requests What are the pending approval requests assigned to people for whom I am an approval delegate?	Activity Reports	
	Tasks and Appointments What are my open/completed activities?	Activity Reports	

REPORTS
Recent
68 items

[New Report](#) [New Folder](#)

REPORTS	REPORT NAME	DESCRIPTION	FOLDER	LAST MODIFIED BY	SUBSCRIBED
Recent	Account by Type		Public Reports	Johan Yu	<input type="checkbox"/> ▼

REPORTS

All Folders

8 items · Sorted by Folder Name

[New Report](#) [New Folder](#)

REPORTS	FOLDER NAME ↑	CREATED BY	LAST MODIFIED BY	CREATED ON
Recent	Asia Sales	Johan Yu	Johan Yu	4/18/2017 6:43 AM
Created by Me	Best Practice Service Reports	Johan Yu	Johan Yu	5/21/2017 10:03 PM
Private Reports	Coba from Lex	Johan Yu	Johan Yu	6/6/2017 10:09 PM
Public Reports	Dashboard Reports - Adoption	Johan Yu	Johan Yu	5/21/2017 10:03 PM
All Reports	Lightning Folder	Johan Yu	Johan Yu	4/16/2017 4:13 PM
FOLDERS	My First Report Folder	Johan Yu	Johan Yu	6/6/2017 10:16 PM
Created by Me	My Report Folder	Johan Yu	Johan Yu	1/15/2015 7:11 AM
Shared with Me	Sales and Marketing Dashboard - I	Johan Yu	Johan Yu	5/21/2017 10:03 PM
All Folders				

Reports & Dashboards

[New Report...](#)

[New Dashboard...](#)

Folders

Find a folder...

All Folders

- Unfiled Public Reports
- My Personal Custom Reports
- My Personal Dashboards
- Company Dashboards
- My First Report Folder
- Reports Shared to Finance
- Shared Dashboards
- Shared Reports
- Training and Certification Reports
- Account and Contact Reports
- Opportunity Reports
- Sales Reports

All Folders

Find reports and dashboards...

Action	Name
▼	Unfiled Accounts

Pin to top

Share

Edit

Delete

Share: My First Report Folder

Help for this Page ? x

Share with Users, Roles, Roles and Subordinates, and 1 more ▾

All (1)

Public Groups

Access

Johan Admin
User

Manager ▾



Folders

Find a folder...

All Folders

- Unfiled Public Reports
- My Personal Custom Reports
- My Personal Dashboards
- Company Dashboards
- My First Report Folder
- Reports Shared to Finance
- Shared Dashboards
- Shared Reports
- Training and Certification Reports
- Account and Contact Reports
- Opportunity Reports
- Sales Reports

All Folders

Find reports and dashboards...

Action	Name
▾	Unfiled Accounts










- Pin to top
- Share**
- Edit
- Delete


Share: My First Report Folder






Help for this Page  

 Share with: [Users](#), [Roles](#), [Roles and Subordinates](#), and [1 more](#) ▼

All (3)	 Access
Jack Fin User	Manager ▼ 
Johan Admin User	Manager ▼ 
CEO Role	Viewer ▼ 

 Sales | Home | Opportunities ▼ | Leads ▼ | Tasks ▼ | Files | Accounts ▼ | Contacts ▼ | **Reports ▼** | More ▼

 REPORT    

You don't have permission to run reports. Check that you have the Run Reports user permission.

Search Salesforce

Sales Home Opportunities Leads Tasks Files Accounts Contacts Reports More

REPORTS

Created by Me

0 Items - Sorted by Report Name

New Report

REPORTS

REPORT NAME DESCRIPTION FOLDER LAST MODIFIED BY

Recent

Created by Me

Private Reports

You haven't created any reports.

Search Salesforce

Sales Home Opportunities Leads Tasks Files Accounts Contacts Reports More

REPORT Unfiled Accounts

Subscribe

Total Records: 129

ACCOUNT OWNER	ACCOUNT NAME	TYPE	LAST ACTIVITY	LAST MO
Phil Smith	Robbins Technologies Corp	Customer	-	
Joe Song	Powers Waste Corporation	Customer	-	

Filters

Show Me: All accounts

Created Date: All time

Search Salesforce

Sales Home Opportunities Leads Tasks Files Accounts Contacts Reports More

REPORT Unfiled Accounts

Edit

Total Records: 129

ACCOUNT OWNER	ACCOUNT NAME	TYPE	LAST ACTIVITY	LAST MO
Phil Smith	Robbins Technologies Corp	Customer	-	
Joe Song	Powers Waste Corporation	Customer	-	

Filters

Show Me: All accounts

Created Date: All time

Clone

Export

Properties


* Name

My Sales Area

Description

Quarterly dashboard

* Folder

 Company Dashboards



View Dashboard As

- Me
- A specified user
- The logged in user

Allow dashboard viewers to change this (dynamic dashboard)

Cancel

Save

View Dashboard As

User



Chang, Jin



Suzuki, Fumiko



Akimoto, Ichiro

Chapter 3: Implementing Security in Reports and Dashboards

Sales						
Home	Opportunities	Leads	Tasks	Files	Accounts	Dashboards
DASHBOARDS						
Recent						
4 Items						
DASHBOARDS	DASHBOARD NAME	DESCRIPTION	FOLDER			
Recent	My Accounts		Company Dashboards			
	Account Dynamic		Company Dashboards			
Created by Me	Michael Dynamic		Company Dashboards			
Private Dashboards	Company Performance Da...		Company Dashboards			
All Dashboards						

Save Report
Help for this Page

Report Name

Report Description

Report Folder ▼

REPORT **My Team's Pipeline Next Quarter**

Total Records Total Amount
 3 USD 425,000.00

OPPORTUNITY OWNER ↑	ACCOUNT NAME	OPPORTUNITY NAME	TYPE	STAGE	AMOUNT ↑ Sum	CLOSE DATE
Jack Fin (1 record)	DS Warehouse	DS Cityhall 8pk	New Business	Needs Analysis	USD 125,000.00	4/27/2017
					USD 125,000.00	
Michael Sal (2 records)	ABC Telecom	KIA Park 3PK	Existing Business	Needs Analysis	USD 50,000.00	4/30/2017
		ABC HQ 12PK	Existing Business	Qualification	USD 250,000.00	5/3/2017
					USD 300,000.00	



REPORT

My Team's Pipeline Next Quarter

Total Records: 1
Total Amount: USD 125,000.00

OPPORTUNITY OWNER ↑	ACCOUNT NAME	OPPORTUNITY NAME	TYPE	STAGE	AMOUNT ↑ Sum	CLOSE DATE
Jack Fin (1 record)	DS Warehouse	DS Cityhall 8pk	New Business	Needs Analysis	USD 125,000.00	4/27/2017
					USD 125,000.00	

Filters ▼

Show ▼ Opportunity Status ▼ Probability ▼

Date Field ▼ Range ▼ From To

To add filters, click Add.

Filters ▼

Show ▼ Opportunity Status ▼ Probability ▼

Date Field ▼ Range ▼ From To

To add filters, click Add.

Share with Roles and Subordinates: APAC Shared Reports

[Help for this Page](#) 

Roles and Subordinates | Shared (1)

 Access

APAC Sales Director








Shared

Viewer 



Sales Home Opportunities Leads Tasks Files Notes Accounts Reports More

REPORTS Recent 122 Items New Report New Folder

REPORTS	REPORT NAME	DESCRIPTION	FOLDER	LAST MODIFIED BY	SUBSCRIBED
Recent	Opportunities by Stage		Public Reports	Jack Bob	<input type="checkbox"/> 
Created by Me	Customers w				<input type="checkbox"/> 
Private Reports	Opportunity				<input type="checkbox"/> 
Public Reports	All Opportun				<input type="checkbox"/> 
All Reports	Acc by Type				<input type="checkbox"/> 
FOLDERS	Report with D				<input type="checkbox"/> 
Created by Me	User with Op				<input type="checkbox"/> 

Create Folder

* Name

Cancel Save

Sales Home Opportunities Leads Tasks Files Notes Accounts Dashboards More

DASHBOARDS Recent 12 items

New Dashboard New Folder

DASHBOARDS	DASHBOARD NAME	DESCRIPTION	FOLDER	LAST MODIFIED BY
Recent	Sales Dashboard		User Group	Jack Bob
Created by Me	My Dashb			Jack Bob
Private Dashboards	The dashb			Jack Bob
All Dashboards	Customer			Jack Bob
FOLDERS	by Jack			Jack Bob
Created by Me	1 - User A			Jack Bob
Shared with Me	3 - Sales			Jack Bob

Create Folder

Name

Cancel Save

☆ + ? ⚙️ 🔔 👤

People

asts

attention right

- Setup
- Developer Console
- Edit Page

Administrative Permissions

Access Chatter For SharePoint	<input type="checkbox"/>
API Enabled	<input type="checkbox"/>
Api Only User	<input type="checkbox"/>
Assign Permission Sets	<input type="checkbox"/>
Author Apex	<input type="checkbox"/> i
Bulk API Hard Delete	<input type="checkbox"/>
Can Approve Feed Post and Comment	<input type="checkbox"/>
Chatter Internal User	<input checked="" type="checkbox"/>
Configure Custom Recommendations	<input type="checkbox"/>
Create and Customize Dashboards	<input type="checkbox"/>
Create and Customize List Views	<input type="checkbox"/>
Create and Customize Reports	<input checked="" type="checkbox"/> i
Create and Own New Chatter Groups	<input type="checkbox"/>

Enter permission set information ! = Required Information

Label

API Name i

Description

Select the type of users who will use this permission set

Who will use this permission set?

- Choose '--None--' if you plan to assign this permission set to multiple users with different user and permission set licenses.
- Choose a specific user license if you want users with only one license type to use this permission set.
- Choose a specific permission set license if you want this permission set license auto-assigned with the permission set.

Not sure what a permission set license is? [Learn more here.](#)

License

SETUP

Permission Sets

Permission Set
Regional Admin

✕ |

System Permissions

Create Report Folders




Description
Additional permissions for regional admin users

Create Dashboard Folders	<input type="checkbox"/>	i Requires these permissions: Create and Customize Reports	Create and manage these folders if sharing rights allow.
Create Libraries	<input type="checkbox"/>		
Create Report Folders	<input checked="" type="checkbox"/>	i	Create report folders and manage these folders if sharing rights allow.
Create Topics	<input type="checkbox"/>		Create new topics by assigning them to feed items.

Assign Users

All Users

View: All Users [Edit](#) | [Create New View](#)

<input type="checkbox"/> Action	Full Name	Alias	Username
<input checked="" type="checkbox"/> Edit Login	Sal Michael	muser	
<input checked="" type="checkbox"/> Edit	Admin. Johan	AUser	
<input type="checkbox"/> Edit Login	Fin. Jack	ifina	

[Assign](#) [Cancel](#)

Chapter 4: Creating and Managing Reports

Sales | Home | Opportunities ▾ | Leads ▾ | Tasks ▾ | Files | Notes ▾ | Accounts ▾ | Contacts ▾ | More ▾

REPORT All Accounts 🔄 📄 ⚙️ Edit ▾

Total Records
10

Filters →

Show Me
My accounts

Created Date
All time

ACCOUNT OWNER ↑	ACCOUNT NAME	TYPE	RATING	LAST ACTIVITY
Johan Yu	Test 23 Sep	Prospect	-	-
Johan Yu	GenePoint	Customer - Channel	Cold	-
Johan Yu	United Oil & Gas, UK	Customer - Direct	-	-
Johan Yu	United Oil & Gas, Singapore	Customer - Direct	-	-
Johan Yu	Edge Communications	Customer - Direct	Hot	-
Johan Yu	Burlington Textiles Corp of America	Customer - Direct	Warm	-
Johan Yu	Pyramid Construction Inc.	Customer - Channel	-	12/24/2015
Johan Yu	Dickenson plc	Customer - Channel	-	-
Johan Yu	Grand Hotels & Resorts Ltd	Customer - Direct	Warm	-
Johan Yu	Express Logistics and Transport	Customer - Channel	Cold	-
Grand Total (10 records)				

Select Report Type

Quick Find

- Accounts & Contacts
 - Accounts
 - Contacts & Accounts
 - Accounts with Partners
 - Account with Account Teams
 - Accounts with Contact Roles
 - Accounts with Assets
 - Contacts with Assets
 - Account History
 - Contact History
 - D&B Company with and without Accounts
- Opportunities
- Customer Support Reports
- Leads
- Campaigns
- Activities
- Contracts and Orders

Preview

Account Report

Account Owner	Account Name	Account Site
Joe Johnson	Acme, Inc	Headquarters
Shelly Smith	Genwatt, Inc	Headquarters
Tom Thompson	Gene Points	Headquarters

Cancel Create

Report Type: Accounts
Unsaved Report

Save Save As Close Report Properties

Fields All #

Quick Find

Drag and drop to add fields to the report.

- Bucket Fields
 - Add Bucket Field
- Account General

Filters Add

Show All accounts

Date Field Created Date Range All Time

To add filters, click Add.

- All Time
- Custom
- Fiscal Year

Report Type: Accounts
Unsaved Report

Save Save As Close Report Properties Dashboard Settings

Fields All 4 # [icon]

emp [x]

Drag and drop to add fields to the report.

- Account General
 - # Employees

Filters Add [v]

Show All accounts [v]

Date Field Created Date [v] Range All Time [v] From [] To []

Type contains "Customer"
 Row limit 5, sorted by Employees, Descending

Preview Tabular Format [v] Show [v] Remove All Columns

Account Owner	Account Name	Type	Employees ↓
Alvin Lee	United Oil & Gas, UK	Customer - Direct	24,000
Johan Yu	Burlington Textiles Corp of America	Customer - Direct	9,000
Johan Yu	United Oil & Gas, Singapore	Customer - Direct	3,000
Johan Yu	Edge Communications	Customer - Direct	1,000
Johan Yu	GenePoint	Customer - Channel	265
Grand Totals (5 records)			

This preview shows a limited number of records. Run the report to see all results.

REPORT Top 5 Customers by No of Employee [icon] [v] [v] [v] [v] Edit [v]

Total Records
5

ACCOUNT OWNER	ACCOUNT NAME	TYPE	EMPLOYEES ↓
Alvin Lee	United Oil & Gas Corp.	Customer - Direct	145,000
Johan Yu	University of Arizona	Customer - Direct	39,000
Alvin Lee	United Oil & Gas, UK	Customer - Direct	24,000
Johan Yu	Express Logistics and Transport	Customer - Channel	12,300
Johan Yu	Burlington Textiles Corp of America	Customer - Direct	9,000
Grand Total (5 records)			

Filters →

- Show Me All accounts
- Created Date All time
- Type contains Customer [x]



REPORT

Summary Customers

Total Records

14

TYPE ↑	ACCOUNT OWNER ↑	LAST MODIFIED DATE ↑	ACCOUNT NAME	EMPLOYEES ↑
Prospect (3 records)	Alvin Lee (1 record)	CY2017 (1 record)	Element Industry Ltd	500
	Johan Yu (2 records)	CY2017 (2 records)	Super Force Inc	800
			PMA Manufacturing	1,500
Customer - Direct (7 records)	Johan Yu (7 records)	CY2014 (7 records)	Edge Communications	1,000
			United Oil & Gas, Singapore	3,000
			Grand Hotels & Resorts Ltd	5,600
			Burlington Textiles Corp of America	9,000
			United Oil & Gas, UK	24,000
			University of Arizona	39,000
			United Oil & Gas Corp.	145,000
Customer - Channel (4 records)	Johan Yu (4 records)	CY2014 (3 records)	Dickenson plc	120
			GenePoint	265
			Express Logistics and Transport	12,300
		CY2016 (1 record)	Pyramid Construction Inc.	2,680
GRAND TOTAL (14 RECORDS)				

Filters **Add** ▾

Show ▾

Date Field ▾ Range ▾ From

To add filters, click Add.

Preview **Summary Format** ▾ Show ▾ Remove All Columns

Account Owner	Type
Drop a field here to create a grouping. Hide	
Johan Yu	Prospect
Johan Yu	Customer - Channel
Alvin Lee	Customer - Direct
Johan Yu	Customer - Direct

Tabular

Summary

Matrix

Help me choose...

Report Type: Accounts

Unsaved Report

Save Save As Close Report Properties

Fields

Drag and drop to add fields to the report.

- Account General
 - Created By
 - Created Alias
 - Created Date

Filters **Add** ▾

Show ▾

Date Field ▾ Range ▾ From

Type contains "Customer"

Preview **Summary Format** ▾ Show ▾ Remove All Columns

Account Owner	Account Name	Type
Drop a field here to create a grouping. Hide		
Johan Yu	GenePoint	Customer - Channel

Preview Summary Format ▾ Show ▾ Remove All Columns

Account Owner	Account Name	Type
Created Date: CY2014 (11 Records) <ul style="list-style-type: none"> Sort Group By ▾ Group Dates By ▾ <ul style="list-style-type: none"> Day Calendar Week Calendar Month Calendar Quarter <input checked="" type="checkbox"/> Calendar Year Fiscal Quarter Fiscal Year Calendar Month in Year Calendar Day in Month Move Group Up Move Group Down Remove Group 		
Johan Yu	Grand Ho	Customer
Johan Yu	Express L	Customer
Johan Yu	University	Customer
Alvin Lee	United Oil	Customer
Grand Totals (11 records)		

This preview shows a limited number of records. Run the repor



REPORT

All Account by creation Year and owner

Total Records

14

CREATED DATE ↑	ACCOUNT OWNER ↑	RECORD COUNT
CY2014	Alvin Lee	2
	Johan Yu	10
Subtotal		12
CY2015	Alvin Lee	1
	Johan Yu	1
Subtotal		2
GRAND TOTAL		14

Created Date: CY2014 (12 Records)

Account Owner: Johan Yu (10 Records)

- Sort Group By
 - Account Owner
 - Ascending
 - Descending
 - Record Count
- Group Dates By
- Move Group Up
- Move Group Down
- Bucket this Field...
- Remove Group

into the preview pane.



REPORT

All Account by creation Year and owner

Total Records

14

CREATED DATE ↑	ACCOUNT OWNER ↓	ACCOUNT NAME	TYPE	LAST MODIFIED DATE
CY2014 (12 records)	Johan Yu (10 records)	GenePoint	Customer - Channel	5/24/2014
		United Oil & Gas, Singapore	Customer - Direct	5/24/2014
		Edge Communications	Customer - Direct	5/24/2014
		Burlington Textiles Corp of America	Customer - Direct	5/24/2014
		Pyramid Construction Inc.	Customer - Channel	8/21/2016
		Dickenson plc	Customer - Channel	5/24/2014
		Grand Hotels & Resorts Ltd	Customer - Direct	5/24/2014
		Express Logistics and Transport	Customer - Channel	5/24/2014
		University of Arizona	Customer - Direct	5/24/2014
		Super Force Inc	Customer - Direct	4/15/2017
	Alvin Lee (2 records)	United Oil & Gas, UK	Customer - Direct	4/14/2017
		United Oil & Gas Corp.	Customer - Direct	4/14/2017
CY2015 (2 records)	Johan Yu (1 record)	King Inc	Customer - Direct	4/15/2017
	Alvin Lee (1 record)	Accurate Glass	Customer - Channel	4/15/2017
GRAND TOTAL (14 RECORDS)				



REPORT

All Account by creation Year and owner



Edit



Total Records
14

CREATED DATE ↑	ACCOUNT OWNER ↓	ACCOUNT NAME
CY2014 (12 records)	Johan Yu (10 records)	GenePoint
		United Oil & Gas, Singapore
		Edge Communications
		Burlington Textiles Corp of A
		Pyramid Construction Inc.

Filters

- Clone
- Save
- Subscribe
- Export
- Delete

Show Me
All accounts

Created Date
All time

Type
contains Customer



REPORT

Account by creation Year and owner mtrx

Total Records

14

ACCOUNT OWNER	JOHAN YU	ALVIN LEE	Total					
CREATED DATE	COUNT	COUNT	COUNT	ACCOUNT NAME	TYPE	LAST MODIFIED DATE	EMPLOYEES	
CY2014	1			GenePoint	Customer - Channel	5/24/2014	265	
	1			United Oil & Gas, Singapore	Customer - Direct	5/24/2014	3,000	
	1			Burlington Textiles Corp of America	Customer - Direct	5/24/2014	9,000	
	1			Dickenson plc	Customer - Channel	5/24/2014	120	
	1			Express Logistics and Transport	Customer - Channel	5/24/2014	12,300	
	1			University of Arizona	Customer - Direct	5/24/2014	39,000	
	1			Super Force Inc	Customer - Direct	4/15/2017	800	
	1			Grand Hotels & Resorts Ltd	Customer - Direct	5/24/2014	5,600	
	1			Pyramid Construction Inc.	Customer - Channel	8/21/2016	2,680	
	1			Edge Communications	Customer - Direct	5/24/2014	1,000	
			1		United Oil & Gas, UK	Customer - Direct	4/14/2017	24,000
			1		United Oil & Gas Corp.	Customer - Direct	4/14/2017	145,000
Subtotal	10	2	12					
CY2015	1			King Inc	Customer - Direct	4/15/2017	-	
			1	Accurate Glass	Customer - Channel	4/15/2017	-	
Subtotal	1	1	2					
Total	11	3	14					

Preview Summary Format Show Remove All Columns

Created Date: CY2014 (12 Records)
Account Owner: Alvin Lee (2 Records)
Drop a field here to create a grouping. Hide
Account Owner: Johan Yu (10 Records)
Created Date: CY2015 (2 Records)
Account Owner: Alvin Lee (1 Record)
Account Owner: Johan Yu (1 Record)
Grand Totals (14 records)

Preview Matrix Format Show Remove All Columns

		Account Owner	Alvin Lee	Johan Yu	Grand Total
		Drop a field here to create a column grouping.			
Created Date	Drop a field here to create a row grouping.	Drop summarizable fields into the matrix.			
CY2014		Record Count	2	10	12
CY2015		Record Count	1	1	2
Grand Total		Record Count	3	11	14



REPORT

All Account by creation Year and owner

Total Records

14

ACCOUNT OWNER	ALVIN LEE	JOHAN YU	Total				
CREATED DATE	COUNT	COUNT	COUNT	ACCOUNT NAME	TYPE	LAST MODIFIED DATE	EMPLOYEES
CY2014	1			United Oil & Gas, UK	Customer - Direct	4/14/2017	24,000
	1			United Oil & Gas Corp.	Customer - Direct	4/14/2017	145,000
			1	GenePoint	Customer - Channel	5/24/2014	265
			1	Burlington Textiles Corp of America	Customer - Direct	5/24/2014	9,000
			1	Dickenson plc	Customer - Channel	5/24/2014	120
			1	Express Logistics and Transport	Customer - Channel	5/24/2014	12,300
			1	Super Force Inc	Customer - Direct	4/15/2017	800
			1	University of Arizona	Customer - Direct	5/24/2014	39,000
			1	Grand Hotels & Resorts Ltd	Customer - Direct	5/24/2014	5,600
			1	Pyramid Construction Inc.	Customer - Channel	8/21/2016	2,680
			1	Edge Communications	Customer - Direct	5/24/2014	1,000
		1	United Oil & Gas, Singapore	Customer - Direct	5/24/2014	3,000	
Subtotal	2	10	12				
CY2015	1			Accurate Glass	Customer - Channel	4/15/2017	-
			1	King Inc	Customer - Direct	4/15/2017	-
Subtotal	1	1	2				
Total	3	11	14				

REPORT
All Account by creation Year and owner

Total Records
14

Filters

Options

Show

Details

Subtotals

Grand total

REPORT
All Account by creation Year and owner




Total Records
14

ACCOUNT OWNER	ALVIN LEE	JOHAN YU	Total
CREATED DATE	COUNT	COUNT	COUNT
CY2014	2	10	12
CY2015	1	1	2
Total	3	11	14

Preview Matrix Format Show Remove All Columns

	Drop a field here to create a column grouping.	Grand Total				
Drop a field here to create a row grouping.	Drop summarizable fields into the matrix.		Opportunity Name	Amount	Stage	Opportunity Owner
Record Count		1	Edge SLA	\$60,000.00	Closed Won	Johan Yu
Record Count		1	Grand Hotels Kitchen Generator	\$15,000.00	Id. Decision Makers	Johan Yu
Record Count		1	Grand Hotels SLA	\$90,000.00	Closed Won	Johan Yu
Record Count		1	Express Logistics Portable Truck Generators	\$80,000.00	Value Proposition	Johan Yu
Record Count		1	Express Logistics SLA	\$120,000.00	Perception Analysis	Johan Yu
Record Count		1	Express Logistics Standby Generator	\$220,000.00	Closed Won	Johan Yu
Record Count		1	University of AZ Installations	\$100,000.00	Proposal/Price Quote	Johan Yu
Record Count		1	University of AZ Portable Generators	\$50,000.00	Closed Won	Johan Yu
Record Count		1	University of AZ SLA	\$90,000.00	Closed Won	Johan Yu
Record Count		1	United Oil Emergency Generators	\$440,000.00	Closed Won	Johan Yu
Record Count		1	United Oil Installations	\$270,000.00	Closed Won	Johan Yu
Record Count		1	United Oil Installations	\$270,000.00	Negotiation/Review	Alvin Lee
Record Count		1	United Oil Office Portable Generators	\$125,000.00	Negotiation/Review	Alvin Lee
Record Count		1	GenePoint Standby Generator	\$85,000.00	Closed Won	Johan Yu
Record Count		1	Burlington Textiles Weaving Plant Generator	\$235,000.00	Closed Won	Johan Yu
Record Count		1	United Oil Installations	\$235,000.00	Closed Won	Johan Yu
Record Count		1	United Oil Plant Standby Generators	\$675,000.00	Needs Analysis	Alvin Lee
Record Count		1	United Oil Refinery Generators	\$915,000.00	Closed Won	Johan Yu
Record Count		1	United Oil Refinery Generators	\$270,000.00	Proposal/Price Quote	Alvin Lee
Record Count		1	United Oil SLA	\$120,000.00	Closed Won	Johan Yu
Grand Total	Record Count	20				

Opportunity Name	Amount	Stage	Opportunity Owner
Edge SLA	\$60,000.00		
Grand Hotels Kitchen Generator	\$15,000.00		
Grand Hotels SLA	\$90,000.00		
Express Logistics Portable Truck Generators	\$80,000.00		

-  Summarize this Field...
-  Bucket this Field...
-  Remove Column

Summarize ✕

Field	Sum	Average	Max	Min
Amount	<input checked="" type="checkbox"/>	<input type="checkbox"/>	<input type="checkbox"/>	<input type="checkbox"/>

Apply
Cancel

	Drop a field here to create a column grouping.	Grand Total			
Drop a field here to create a row grouping.	Drop summarizable fields into the matrix.		Opportunity Name	Stage	Opportunity Owner
	Amount Record Count	\$60,000.00 1	Edge SLA	Closed Won	Johan Yu
	Amount Record Count	\$15,000.00 1	Grand Hotels Kitchen Generator	Id. Decision Makers	Johan Yu
	Amount Record Count	\$90,000.00 1	Grand Hotels SLA	Closed Won	Johan Yu
	Amount Record Count	\$80,000.00 1	Express Logistics Portable Truck Generators	Value Proposition	Johan Yu



REPORT

Opportunity by Stage and Owner

Total Amount

\$5,911,000.00

OPPORTUNITY OWNER	ALVIN LEE	JOHAN YU	Total
STAGE	AMOUNT Sum	AMOUNT Sum	AMOUNT Sum
Prospecting	\$0.00	\$80,000.00	\$80,000.00
Qualification	\$0.00	\$115,000.00	\$115,000.00
Needs Analysis	\$675,000.00	\$0.00	\$675,000.00
Value Proposition	\$0.00	\$330,000.00	\$330,000.00
Id. Decision Makers	\$0.00	\$110,000.00	\$110,000.00
Perception Analysis	\$0.00	\$120,000.00	\$120,000.00
Proposal/Price Quote	\$270,000.00	\$100,000.00	\$370,000.00
Negotiation/Review	\$395,000.00	\$0.00	\$395,000.00
Closed Won	\$0.00	\$3,716,000.00	\$3,716,000.00
Total	\$1,340,000.00	\$4,571,000.00	\$5,911,000.00

	OPPORTUNITIES Won Opportunities		CASES All Cases
	Record Count	Amount	Record Count
Account Name: <u>ABC Song</u>	1	USD 800.00	
Account Name: <u>Acc General</u>	1	USD 35,000.00	1
Account Name: <u>Acme Corp</u>	2	USD 19,002.00	3
Account Name: <u>Ahui Jack</u>	1	USD 71,000.00	
Account Name: <u>Ahui Maria</u>			2
Account Name: <u>Ahui Song</u>	1	USD 40.00	1
Account Name: <u>Big Corp</u>	1	USD 750.00	2
Account Name: <u>Firing Air</u>	1	USD 11,000.00	1
Account Name: <u>Gajah</u>	1	USD 5,000.00	
Account Name: <u>Global Data</u>	1	USD 500,000.00	3
Account Name: <u>Kisaran Corp</u>	2	USD 205,500.00	1
Account Name: <u>New Water Ltd</u>	1	USD 250.00	
Account Name: <u>Star Mart</u>	2	USD 100,180.00	1
Account Name: <u>XYZ Corp</u>			1
Grand Totals	15	USD 948,522.00	16

Save Save As Close Report Properties Add Report Type Run Report

Fields All [icon] [icon] [icon]

Drag and drop to add fields to the report.

- COMMON FIELDS
 - Formulas
 - Add Cross Block Formula
 - Account: General
 - Account Name
 - Account Owner
 - Account Owner Alias
 - Parent Account
 - Parent Account ID
 - Account Currency
 - Annual Revenue
 - Annual Revenue (converted)
 - Account Type
 - Account Record Type
 - Industry
 - Employees
 - Account Number
 - Account: Address
 - Billing Street

Filters

Won Opportunities Last Year Add

Show All opportunities Opportunity Status Any Probability All

Date Field Close Date Range Previous CY From 01/01/2014 To 31/12/2014

Won equals "True"

Preview Joined Format Show Add Chart

OPPORTUNITIES
Won Opportunities Last Year

Opportunity Name ↑	Account Name	Amount
Drop a field here to group across report blocks.		
Hello B3	Ahui Song	USD 1,900.00
Kus 2s	Star Mart	USD 8,180.00
Opty 2	Ahui Song	USD 4,000.00
Grand Totals (3 records)		USD 14,080.00

Filters

Won Opportunities Last Year Add ▾

Show ▾ Opportunity Status ▾ Probability ▾

Date Field ▾ Range ▾ From To

Won equals "True"

All Cases Last Year Add ▾

Show ▾ Units ▾

Date Field ▾ Range ▾ From To



Preview Joined Format ▾ Show ▾ Add Chart

OPPORTUNITIES ▾			CASES ▾	
Won Opportunities Last Year			All Cases Last Year	
Opportunity Name ↑	Account Name	Amount	Subject	Account Name
Drop a field here to group across report blocks.				

Fields [All] [↵] [#] [📄]

Quick Find

Drag and drop to add fields to the report.

- COMMON FIELDS
 - Formulas
 - Add Cross Block Formula
 - Account: General
 - Account Name
 - Account Owner
 - Account Owner Alias
 - Parent Account
 - Parent Account ID
 - Account Currency
 - Annual Revenue
 - Annual Revenue (converted)
 - Account Type
 - Account Record Type
 - Industry
 - Employees
 - Account Number
 - Account: Address
 - Account: Ph/Fax
 - Account: Custom Info
 - OPPORTUNITIES

Filters

Won Opportunities Last Year [Add]

Show All opportunities Opportunity Status Any Probability All

Date Field Close Date Range Previous CY From 01/01/2014 To 31/12/2014

Won equals "True"

All Cases Last Year [Add]

Show All cases Units Hours

Date Field Opened Date Range Previous CY From 01/01/2014 To 31/12/2014

To add filters, click Add.

Preview [Joined Format] [Show] [Add Chart]

OPPORTUNITIES Won Opportunities Last Year			CASES All Cases Last Year	
Opportunity Name ↑	Account Name	Amount	Subject	Account Name
Drop a field here to group across report blocks.				
Hello B3	Ahui Song	USD 1,900.00	1	XYZ Corp
Kus 2s	Star Mart	USD 8,180.00	2	Star Mart
Opty 2	Ahui Song	USD 4,000.00	3	Acc General
			4	Big Corp

	OPPORTUNITIES Won Opportunities Last Year		CASES All Cases Last Year
	Record Count	Amount	Record Count
Account Name: Acc General			1
Account Name: Ahui Song	2	USD 5,900.00	1
Account Name: Big Corp	1	USD 85,200.00	1
Account Name: Firing Air			1
Account Name: Global Data	1	USD 15,000.00	2
Account Name: Kisaran Corp			1
Account Name: Star Mart	1	USD 8,180.00	1
Account Name: XYZ Corp			1
Grand Totals	5	USD 114,280.00	9

Filters **Add** ▼

Show **Show**

Date Field **Date Field**

To add filter

Preview

Account Ov

Johan Yu keusaz Prospect

Field Filter
e.g., Account Name **equals** Acme

Filter Logic
e.g., Filter 1 **AND** (Filter 2 **OR** Filter 3)

Cross Filter
e.g., Accounts **with** or **without** Opportunities

Row Limit
e.g., **Top 5** Accounts by Annual Revenue

Help me choose...

Filters **Add** ▼

Show **All accounts** ▼

Date Field **Created Date** ▼ Range **All Time** ▼

Type contains "Customer"
AND Billing Country equals "United States"
AND Employees greater than "1000"

Filters **Add** ▼

Show **All accounts** ▼

Date Field **Created Date** ▼ Range **All Time** ▼

Filter Logic: (1 AND 2) OR 3

1. Type contains "Customer"
2. Billing Country equals "United States"
3. Employees greater than "1000"

Fields All *a* #

country

Drag and drop to add fields to the report.

- Account: Address
 - Billing Country AND Billing Country equals "United States, United Kingdom"
 - Shipping Country

Filters Add

Show All accounts

Date Field Created Date Range All Time From

Type contains "Customer"

Preview Summary Format Show Remove All Columns

Created Date: CY2014 (11 Records)
Account Owner: Alvin Lee (9 Records)
Drop a field here to create a grouping.
Account Owner: Johan Yu (9 Records)
Grand Totals (11 records)

Add columns by dragging fields into the preview pane.

- Details
- Drop Zones
- Conditional Highlighting...

Filters Add ▾

Show 🔍 **Field Filter**
e.g., Account Name **equals** Acme

Date Field 🕒 **Filter Logic**
e.g., Filter 1 **AND** (Filter 2 **OR** Filter 3)

AND 🔗 **Cross Filter**
e.g., Accounts **with** or **without** Opportunities

AND 📄 **Row Limit**
e.g., **Top 5** Accounts by Annual Revenue

Preview ? **Help me choose...**

Account Owner	Account Name	Type	Employees
---------------	--------------	------	-----------

ACCOUNT OWNER	ACCOUNT NAME	TYPE	EMPLOYEES	BILLING COUNTRY
Johan Yu	PMA Manufacturing	Prospect	1,500	-
Alvin Lee	United Oil & Gas, UK	Customer - Direct	24,000	-
Johan Yu	United Oil & Gas, Singapore	Customer - Direct	3,000	-
Johan Yu	Burlington Textiles Corp of America	Customer - Direct	9,000	USA
Johan Yu	Pyramid Construction Inc.	Customer - Channel	2,680	France
Johan Yu	Grand Hotels & Resorts Ltd	Customer - Direct	5,600	-
Johan Yu	Express Logistics and Transport	Customer - Channel	12,300	-
Johan Yu	University of Arizona	Customer - Direct	39,000	-
Alvin Lee	United Oil & Gas Corp.	Customer - Direct	145,000	-
Johan Yu	Super Force Inc	Customer - Direct	800	United States
Alvin Lee	Accurate Glass	Customer - Channel	-	United States
Johan Yu	Quality Materials	Customer - Channel	-	United Kingdom
Grand Total (12 records)				

Show Me
All accounts

Created Date
All time

🔒 Locked Filters
(1 AND 2) OR 3

- Type contains Customer
- Billing Country equals United States, United Kingdom
- Employees greater than "1,000"

Filters ▾

Show ▾

Date Field ▾ Range ▾ From To

Type contains "Customer"

AND ▾ with ▾ ▾

[↳ Add Opportunities Filter](#)

Filters ▾

Show ▾

Date Field ▾ Range ▾ From

Type contains "Customer"


AND Accounts with Opportunities

Preview [Tabular Format](#) ▾ [Show](#) ▾ [Remove All Columns](#)

Account Owner	Account Name ↑	Type
Alvin Lee	Accurate Glass	Customer - Channel
Johan Yu	Burlington Textiles Corp of America	Customer - Direct
Johan Yu	Dickenson plc	Customer - Channel
Johan Yu	Edge Communications	Customer - Direct
Johan Yu	Express Logistics and Transport	Customer - Channel
Johan Yu	GenePoint	Customer - Channel
Johan Yu	Grand Hotels & Resorts Ltd	Customer - Direct
Johan Yu	Pyramid Construction Inc.	Customer - Channel
Johan Yu	Super Force Inc	Customer - Direct
Alvin Lee	United Oil & Gas Corp.	Customer - Direct
Alvin Lee	University of Arizona	Customer - Direct
Grand Totals (11 records)		

Filters Add ▼

Show All accounts ▼

Date Field Created Date ▼ Range All Time ▼ From 

Type contains "Customer"

AND Accounts with Opportunities


- └ Won equals "True"
- └ Close Date greater or equal "LAST 365 DAYS"

Preview Tabular Format ▼ Show ▼ Remove All Columns

Account Owner	Account Name	Type
Johan Yu	Burlington Textiles Corp of America	Customer - Direct
Grand Totals (1 records)		

Filters Add ▾

Show All accounts ▾

Date Field Created Date ▾ Range All Time ▾ From 

Type contains "Customer"
 AND Accounts with Opportunities
 L Won equals "True"

Preview Tabular Format ▾ Show ▾ Remove All Columns

Account Owner	Account Name ↑	Type
Johan Yu	Burlington Textiles Corp of America	Customer - Direct
Johan Yu	Edge Communications	Customer - Direct
Johan Yu	Express Logistics and Transport	Customer - Channel
Johan Yu	GenePoint	Customer - Channel
Johan Yu	Grand Hotels & Resorts Ltd	Customer - Direct
Alvin Lee	United Oil & Gas Corp.	Customer - Direct
Alvin Lee	University of Arizona	Customer - Direct
Grand Totals (7 records)		

Filters Add ▾

Show All accounts ▾

Date Field Created Date ▾ Range All Time ▾ From | 📅

Type contains "Customer"
 AND Accounts with Opportunities
 L Won equals "False"

Preview Tabular Format ▾ Show ▾ Remove All Columns

Account Owner	Account Name ↑	Type
Alvin Lee	Accurate Glass	Customer - Channel
Johan Yu	Dickenson plc	Customer - Channel
Johan Yu	Edge Communications	Customer - Direct
Johan Yu	Express Logistics and Transport	Customer - Channel
Johan Yu	GenePoint	Customer - Channel
Johan Yu	Grand Hotels & Resorts Ltd	Customer - Direct
Johan Yu	Pyramid Construction Inc.	Customer - Channel
Johan Yu	Super Force Inc	Customer - Direct
Alvin Lee	United Oil & Gas Corp.	Customer - Direct
Alvin Lee	University of Arizona	Customer - Direct
Grand Totals (10 records)		

Select Object to Summarize

Master Object Account
Summarized Object Opportunities ▼

Select Roll-Up Type

- COUNT
- SUM
- MIN
- MAX

Field to Aggregate --None-- ▼

Filter Criteria

- All records should be included in the calculation
- Only records meeting certain criteria should be included in the calculation

Field	Operator	Value	
Won ▼	equals ▼	True	 AND
--None-- ▼	--None-- ▼		AND
--None-- ▼	--None-- ▼		AND
--None-- ▼	--None-- ▼		AND
--None-- ▼	--None-- ▼		AND



REPORT

Customer with No Won Opportunities



Edit



Total Records
8

ACCOUNT OWNER	ACCOUNT NAME ↑	TYPE
Alvin Lee	Accurate Glass	Customer - Channel
Johan Yu	Dickenson plc	Customer - Channel
Johan Yu	King Inc	Customer - Direct
Johan Yu	Pyramid Construction Inc.	Customer - Channel
Johan Yu	Quality Materials	Customer - Channel
Johan Yu	Super Force Inc	Customer - Direct
Johan Yu	United Oil & Gas, Singapore	Customer - Direct
Alvin Lee	United Oil & Gas, UK	Customer - Direct
Grand Total (8 records)		

Filters →

Show Me
All accounts

Created Date
All time

Type
contains Customer

No of Won Opportunity
equals 0

Filters

Show

Date Field Range From To

Row Limit Sorted By



REPORT

Top 5 Accounts by Employee

Total Records

5

ACCOUNT OWNER	ACCOUNT NAME	EMPLOYEES ↓
Alvin Lee	United Oil & Gas Corp.	145,000
Johan Yu	University of Arizona	39,000
Alvin Lee	United Oil & Gas, UK	24,000
Johan Yu	Express Logistics and Transport	12,300
Johan Yu	Burlington Textiles Corp of America	9,000
Grand Total (5 records)		

Role Hierarchy

Filter by Role

Search Roles

- CEO
 - CEO
 - CFO
 - COO
 - SVP, Customer Service & Support
 - SVP, Human Resources
 - SVP, Sales & Marketing
 - SVP, Sales & Marketing
 - VP, International Sales

Narrow by Person

Johan Yu

Clear Selection Done

vs Forecasts Claims

Cancel Apply

Role Hierarchy Opportunities Under User: Johan Yu

Show Me All opportunities

Close Date Custom (Jan 1, 2016 - Jun 30, 2016)



Report Type: Opportunities

Opportunities by Stage

Save Save As Close Report Properties Run Report

Fields All ↶ # 🗨

Quick Find

Drag and drop to add fields to the report.

- Formulas
 - Add Formula
- Bucket Fields
 - Add Bucket Field
- Opportunity Information
 - Created By
 - Created Alias

Filters Add ▾

Show All opportunities ▾ Hierarchy Role

Date Field Created Date ▾ Range All Time ▾

Amount greater than ""USD 10,000""
AND Closed equals "False"
AND Close Date equals "THIS YEAR"

Preview Summary Format ▾ Show ▾ Remove All Columns

Amount

Cancel Apply

Role Hierarchy
All Opportunities

Show Me
All opportunities

Created Date
All time

Amount
greater than "USD 10,000" ✕

Close Date
equals LAST YEAR ✕

🔒 Locked Filters

Closed equals False

Close Date

Calendar Date Relative Date

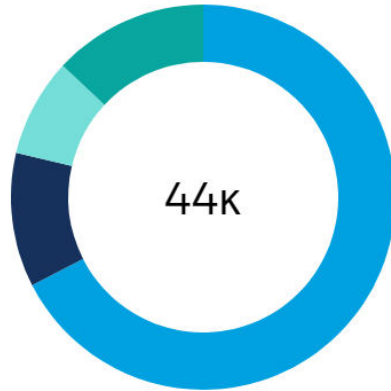
equals ▼

LAST YEAR

Enter a relative date, like YESTERDAY, LAST WEEK, or NEXT 30 DAYS. For a list of supported values, see the Salesforce help.

Done

Total Records: 10
 Total Amount: USD 44,472.80
 Average Amount: USD 4,447.28
 Maximum Amount: USD 30,000.00
 Minimum Amount: USD 0.00



Stage

- Needs Analysis ●
- Value Proposition ●
- Closed Won ●
- Closed Lost ●

Filters →

Role Hierarchy
All Opportunities

Show Me
All opportunities

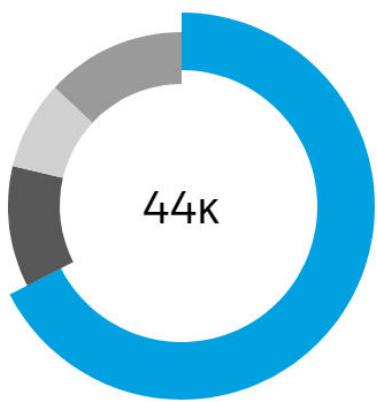
Close Date
All time

Locked Filters

Close Date equals LAST YEAR

STAGE ↑	RECORD COUNT	AMOUNT Sum	Avg	Min	Max
Needs Analysis	5	USD 30,000.00	USD 6,000.00	USD 0.00	USD 30,000.00
Value Proposition	2	USD 5,000.00	USD 2,500.00	USD 0.00	USD 5,000.00
Closed Won	1	USD 3,672.80	USD 3,672.80	USD 3,672.80	USD 3,672.80
Closed Lost	2	USD 5,800.00	USD 2,900.00	USD 0.00	USD 5,800.00
GRAND TOTAL	10	USD 44,472.80	USD 4,447.28	USD 0.00	USD 30,000.00

Total Records: 5
 Total Amount: USD 30,000.00
 Average Amount: USD 6,000.00
 Maximum Amount: USD 30,000.00
 Minimum Amount: USD 0.00



- Stage
 - Needs Analysis ●
 - Value Proposition ●
 - Closed Won ●
 - Closed Lost ●

Filters →

- Role Hierarchy: All Opportunities
- Show Me: All opportunities
- Close Date: All time
- Locked Filters: Close Date equals LAST YEAR
- Chart Filters: Stage equals Needs Analysis

STAGE ↑	RECORD COUNT	AMOUNT Sum	Avg	Min	Max
Needs Analysis	5	USD 30,000.00	USD 6,000.00	USD 0.00	USD 30,000.00
GRAND TOTAL	5	USD 30,000.00	USD 6,000.00	USD 0.00	USD 30,000.00

Report Properties Run Report

Filters Add

Show: All opportunities | Hierarchy: Role | Territories: All | Opportunity Status: Any

Date Field: Close Date | Range: All Time | From: | To: |

Close Date equals LAST YEAR [Locked] [OK] [Cancel]

AND Amount greater than "0"

Preview Summary Format Show Remove All Columns

Total Records 3 Total Amount USD 35,013.46 Average Amount USD 11,671.15 Maximum Amount USD 30,000.00 Minimum Amount USD 13.46

Filters →

STAGE ↑	RECORD COUNT	AMOUNT Sum	Avg	Min
Needs Analysis	1	USD 30,000.00	USD 30,000.00	USD 30,000.00
Value Proposition	1	USD 5,000.00	USD 5,000.00	USD 5,000.00
Closed Won	1	USD 13.46	USD 13.46	USD 13.46
GRAND TOTAL	3	USD 35,013.46	USD 11,671.15	USD 13.46

Role Hierarchy
All Opportunities

Show Me
All opportunities

Close Date
All time

Amount greater than \$0.00 ×

 Locked Filters

Close Date equals LAST YEAR

Chapter 5: Understanding Report Types

Details

Description			
API Name	Expense_1__c	Enable Reports	✓
Custom	✓	Track Activities	
Singular Label	Expense	Track Field History	✓
Plural Label	Expenses	Deployment Status	Deployed
		Help Settings	Standard salesforce.com Help Window

Create New Report

Select Report Types to Hide i

Select Report Type

×

- Other Reports
 - Expenses
 - Expenses with Opportunity
 - Expenses and Connections
 - Expense History

Create New Report

[Help for this Page](#) ?

Select Report Types to Hide [i](#)

Select Report Type

- Accounts & Contacts
 - Accounts
 - Contacts & Accounts
 - Accounts with Partners
 - Account with Account Teams
 - Accounts with Contact Roles
 - Accounts with Assets
 - Contacts with Assets
 - Connections with Accounts
 - Account History
 - Contact History
 - All Accounts
- Opportunities
- Forecasts
- Customer Support Reports
- Leads
- Campaigns

Preview

Account	Owner	Account Name	Account Site
Joe Johnson	Acme, Inc	Headquarters	
Shelly Smith	Genwatt, Inc	Headquarters	
Tom Thompson	Gene Points	Headquarters	

Create New Report

[Help for this Page](#) ?

Select Report Types to Hide [i](#)

Select Report Type

- Accounts & Contacts
 - Accounts
 - Contacts & Accounts
 - Account with Account Teams
 - Accounts with Contact Roles
 - Connections with Accounts
 - Account History
 - Contact History
 - All Accounts
- Opportunities
- Forecasts
- Customer Support Reports
- Leads
- Campaigns
- Activities
- Contracts and Orders
- Price Books, Products and Assets

Preview

Account	Owner	Account Name	Account Site
Joe Johnson	Acme, Inc	Headquarters	
Shelly Smith	Genwatt, Inc	Headquarters	
Tom Thompson	Gene Points	Headquarters	

Create New Report

Select Report Types to Hide [i](#)

Select Report Type

- Accounts & Contacts
- Opportunities
- Forecasts
- Customer Support Reports
- Leads
- Campaigns
- Activities
- Contracts and Orders
- Price Books, Products and Assets
- Administrative Reports
- File and Content Reports
- Other Reports

Preview

Account Report

Account	Owner	Account Name	Account Site
Joe Johnson	Acme, Inc	Headquarters	
Shelly Smith	Genwatt, Inc	Headquarters	
Tom Thompson	Gene Points	Headquarters	

Select Report Type

- Accounts & Contacts
 - Accounts
 - Contacts & Accounts**
 - Accounts with Partners
 - Account with Account Teams
 - Accounts with Contact Roles
 - Accounts with Assets
 - Contacts with Assets
 - Connections with Accounts
 - Account History
 - Contact History
 - All Accounts
- Opportunities
- Forecasts
- Customer Support Reports
- Leads
- Campaigns

Preview

Contact Report

Account Name	Contact Name	Title	Phone
Gene Point	Edna Frank	VP Technology	(212) 555-1234
Genwatt, Inc	Stella Pavlova	VP Operations	(415) 555-9826
Genwatt, Inc	Lauren Boyle	CEO	(310) 555-5678

Save Save As Close Report Properties Add Report Type Run Report

Fields All ↶ # 📄

Quick Find

Drag and drop to add fields to the report.

- Bucket Fields
 - Add Bucket Field
- Claim: Info
 - Claim: ID
 - Claim: No Claim
 - # Angka
 - Claim Amount
 - Claim Method
 - Claim Time
 - Closed Date
 - Customer**
 - Status
 - Claim: Currency
 - Claim: Owner Name
 - Claim: Owner Alias
 - Claim: Owner Role
 - Claim: Created By
 - Claim: Created Alias
 - Claim: Created Date
 - Claim: Last Modified By
 - Claim: Last Modified Alias
 - Claim: Last Modified Date
 - Claim: Last Activity Date

Filters Add ▾

Show My claims ▾

Date Field Claim Time ▾ Range All Time ▾ From | 📅

To add filters, click Add.

Preview Tabular Format ▾ Show ▾ Remove All Columns

Claim: No Claim
C-22032011-000004
C-31122010-000001
Grand Totals (2 records)

This preview shows a limited number of records. Run the report to see all results.

Create New Report

[Help for this Page](#)

Select Report Types to Hide [i](#)

Select Report Type

- Activities
 - Activities with Claims
- Other Reports
 - Claims
 - Claims with Customer**
 - Claims and Connections
 - Claims New
 - Claims New with Account
 - Claims New and Connections
 - Claim New History
 - Areas with Customer and Claim

Preview
No preview available.

Create New Report

[Help for this Page](#)

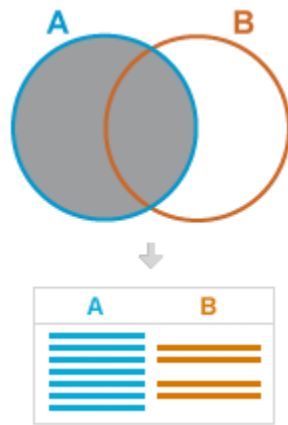
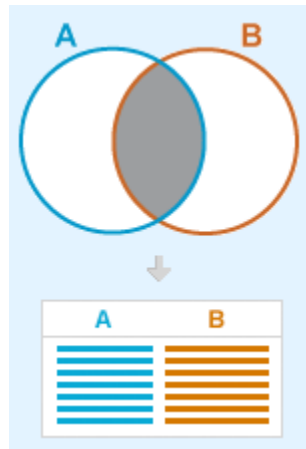
Select Report Types to Hide [i](#)

Select Report Type

- Activities
 - Activities with Claims
- Other Reports
 - Customers with Claims**
 - Claims New
 - Claims New with Account
 - Claims New and Connections
 - Claim New History
 - Areas with Customer and Claim

Preview

Account Owner	Account Name	Account Site
Joe Johnson	Acme, Inc	Headquarters
Shelly Smith	Genwatt, Inc	Headquarters
Tom Thompson	Gene Points	Headquarters



Object Relationships

Save

Cancel

This report type will generate reports about Customers. You may define which related records from other objects are returned in report results by choosing a relationship to another object.

A Customers

Primary Object

B Claims

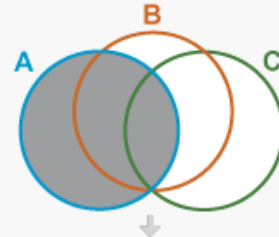
A to B Relationship:

- Each "A" record must have at least one related "B" record.
 "A" records may or may not have related "B" records.

C Claim Payments

B to C Relationship:

"B" records may or may not have related "C" records.



A	B	C

Customers with/without Claims with/without Payment

[« Back to List: Custom Object Definitions](#)

Below is the information for this custom report type. You can click the buttons on this page to preview or update information for the custom report type.

Custom Report Type Definition

[Edit](#) [Delete](#) [Clone](#)

Report Type Label	Customers with/without Claims with/without Payment	Report Type Category	Other Reports
Report Type Name	Customers_with_without_Claims_with_without_Payment	Deployment Status	Deployed
Description	All customers with Claim information		
Created By	Johan Yu , 4/23/2017 9:37 PM	Modified By	Johan Yu , 4/23/2017 10:01 PM

Object Relationships

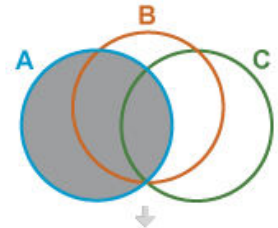
[Edit](#)

[Object Relationships Help](#) ?

Customers (A)

..... with or without related records from **Claims (B)**

..... with or without related records from **Claim Payments (C)**



Fields Available for Reports

[Edit Layout](#) [Preview Layout](#)

[Fields Available for Reports Help](#) ?

Source	Selected Fields
Customers	8
Claims	9
Claim Payments	8

Add Fields Related to **Claims** Via Lookup

Newly added fields will appear inside layout section labeled "Claims".

Select to add fields, or click a link to more fields:

Path: **Claims**

Created By »

Last Modified By »

Owner »

Policy »

Select All | Clear All

OK

Cancel

Field Layout Properties

Save

Cancel

Preview Layout

Total Fields in Layout: 26

Edit Properties

Create New Section

Customers				Edit Delete
Created By	Created Date	Customer ID	✓ Customer N...	
Last Modified...	Last Modified...	Owner	Tier	

Claims				Edit Delete
Claim ID	✓ Claim Name	Created By	Customer	
Created Date	Last Modified...	Last Modified...	Owner	
Policy	🔍 Status			

Claim Payments				Edit Delete
Claim Payment...	✓ Claim Payme...	Created By	Created Date	
Last Modified...	Last Modified...	Owner	Claim	

Legend

Not in Page Layout

Used in Page Layout

Selected

✓ Checked by Default

🔍 Added via Lookup

View:

Customers Fields

Add fields related via lookup »

Customers Fields [Page 1/1]

Created By

Created Date

Customer ID

Customer Name

Last Modified...

Last Modified...

Owner

Tier



Report Type: Customers with/without Claims with/without Payment

Unsaved Report

Save Save As Close Report Properties

Fields All [lock] # [grid]

Quick Find

Drag and drop to add fields to the report.

- Bucket Fields
 - Add Bucket Field
- Customers
 - Created By: Full Name
 - Created Date
 - Customer ID
 - Customer Name
 - Last Modified By: Full Name
 - Last Modified Date
 - Owner: Full Name
- Claims
 - Claim ID
 - Claim Name
 - Created By: Full Name
 - Customer: Customer Name
 - Created Date
 - Last Modified By: Full Name
 - Last Modified Date
 - Owner: Full Name
 - Policy: Policy Name
 - Policy: Status**
- Claim Payments
 - Claim Payment ID
 - Claim Payment Name
 - Created By: Full Name
 - Created Date
 - Last Modified By: Full Name
 - Last Modified Date
 - Owner: Full Name
 - Claim: Claim Name

Filters Add

Show My customers

Date Field Created Date Range Current FQ

To add filters, click Add.

Preview Tabular Format Show Remove All Columns

Customer Name	Claim Name	Claim Payment Name
Grand Totals (0 records)		
No data was returned. Check report filters.		

Policy Status

Field Information - Opera

gs0.salesforce.com/setup/layout/crtfieldedit.jsp

Field Information

Item Name	Display As	Checked by Default
Status	Claims: Policy: Status	<input checked="" type="checkbox"/>

OK Cancel

Chapter 6: Advanced Report Configuration

Use bucket fields to group, filter, or arrange report data. Create multiple buckets in this bucket field to group your report records.

Source Column: Type

Bucket Field Name: Type (Core)

New Bucket	Move To	Sort By: Bucket ↑	Quick Find
<input type="checkbox"/> All Values (7)	<input type="checkbox"/> Other		
<input type="checkbox"/> Customer (2)	<input type="checkbox"/> Customer Customer - Direct		
<input type="checkbox"/> Prospect (1)	<input type="checkbox"/> Customer Customer - Channel		
<input type="checkbox"/> Partner (3)	<input type="checkbox"/> Partner Channel Partner / Reseller		
<input type="checkbox"/> Unbucketed Values (1)	<input type="checkbox"/> Partner Installation Partner		
	<input type="checkbox"/> Partner Technology Partner		
	<input type="checkbox"/> Prospect Prospect		

Show unbucketed values as "Other."

ACCOUNT NAME	ACCOUNT OWNER ↑	TYPE (CORE)
United Oil & Gas, UK	Alvin Lee	Customer
United Oil & Gas Corp.	Alvin Lee	Customer
Element Industry Ltd	Alvin Lee	Prospect
Accurate Glass	Alvin Lee	Customer
Mass-100	Alvin Lee	Other
PMA Manufacturing	Johan Yu	Prospect

Source Column:

Bucket Field Name:

New Bucket	<input type="checkbox"/> Move To
All Values (7)	<input type="checkbox"/> Other
■ Prospect (1)	<input type="checkbox"/> Customer Customer - Direct
■ Customer (2)	<input type="checkbox"/> Customer Customer - Channel
■ Partner (3)	<input type="checkbox"/> Partner Technology Partner
	<input type="checkbox"/> Partner Installation Partner
	<input type="checkbox"/> Partner Channel Partner / Reseller
Unbucketed Values (1)	<input type="checkbox"/> Prospect Prospect

Source Column:

Bucket Field Name:

Define Ranges [i](#)

Range	Name
<= <input type="text" value="5"/>	<input type="text" value="Small"/>
> 5 to <input type="text" value="20"/>	<input type="text" value="Medium"/> Delete
> <input type="text" value="20"/>	<input type="text" value="Large"/>

Treat empty **Employees** values in the report as zeros.

Source Column:

Bucket Field Name:

New Bucket Sort By: Bucket ↑

Move To

United Arab Emirates

United States

Search for Values

Enter Values

Bucketed Values(5)

- APAC (3)
- AMER (2)
- EMEA (0)

Show unbucketed values as "Other."

Source Column:

Bucket Field Name:

New Bucket Sort

Move To

APAC

AMER

Search for Values

Enter Values

Bucketed Values(4)

- APAC (2)
- AMER (2)

Create new bucket

APAC

AMER

Unbucketed Values

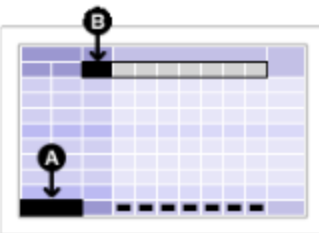
Where will this formula be displayed?



This formula calculation will be displayed in the report at the level you select.

- All summary levels
- Grand summary only
- Grouping 1:** Opportunity Owner
- Grouping 2:** Type

Where will this formula be displayed?



This formula calculation will be displayed in the report at the level you select.

- At all summary levels
- At a specific row/column **grouping level...**

- Row Grand Summary
- Row Grand Summary
- Opportunity Owner
- Closed

Formula

Summary Fields

Operators

Check Syntax

All

ABS

Tips

Total Amount of Open Opportunities

[Back to Account Fields](#)

Custom Field Definition Detail

[Edit](#)
[Set Field-Level Security](#)
[View Field Accessibility](#)

Field Information

Field Label	Total Amount of Open Opportunities	Object Name	Account
Field Name	Total_Amount_of_Open_Opportunities		
API Name	Total_Amount_of_Open_Opportunities__c		
Description			
Help Text			
Created By	Johan Yu , 4/28/2017 7:43 AM	Modified By	Johan Yu , 4/28/2017 7:48 AM

Roll-Up Summary Options

Data Type	Roll-Up Summary	Summary Type	SUM
Summarized Object	Opportunity		
Field to Aggregate	Opportunity: Amount		
Filter Criteria	Closed EQUALS False		

The screenshot shows the Salesforce report builder interface. At the top, there are buttons for 'Save', 'Save As', 'Close', and 'Report Properties'. Below this is the 'Fields' panel, which includes a 'Quick Find' search bar and a list of field categories: 'Formulas', 'Bucket Fields', and 'Account General'. Under 'Formulas', there is an 'Add Formula' option with a red arrow pointing to it. Under 'Account General', there are 'Account Owner', 'Account Owner Alias', 'Created By', and 'Created Alias'. To the right of the 'Fields' panel is the 'Filters' section, which has an 'Add' button and a 'Show' dropdown menu set to 'My accounts'. Below the 'Filters' section is a 'Preview' section with a 'Summary Format' dropdown and a 'Show' dropdown. The preview table has columns for 'Account Owner', 'Account Name', and 'Type', and a row with the text 'Drop a field here to create a grouping.' and a 'Hide' button.

salesforce

Search...

Johan Yu Setup Help Sales

Report Type: Accounts
Unsaved Report

Save Save As Close Report

Fields

Quick Find

Drag and drop to add fields to the report.

Formulas

Add Formula

Bucket Fields

Add Bucket Field

Account General

Account Owner

Account Owner Alias

Created By

Created Alias

Last Modified By

Last Modified Alias

Account Name

Account Site

Annual Revenue

Type

Account Record Type

Ticker Symbol

Rating

Account Source

Industry

SIC Code

Record Count

Annual Revenue

Employees

Self-Service Enabled

Acc No

Account Currency

Acc Percent

Closed Won amount

Created By Me

Have Opty

Is Acc Rt Ke 1

Latitude

Longitude

Master Validation Account

Number of Kota

Number of Locations

Number of Opportunities

Opty Qty

Total Amount of Open Opportunities

Total Amount of Won Opportunities

Total Opp

Update by Workflow

Sum

Largest Value

Smallest Value

Average

Decimal Places: 2

Functions

ABS(number)

Returns the absolute value of a number, a

without its sign

Help on this function



REPORT

Open Opportunities

Total Records
17Total Open Opportunities
\$1,250,000.00

ACCOUNT OWNER ↑	ACCOUNT NAME ↑	TYPE	TOTAL OPEN OPPORTUNITIES
Alvin Lee (4 records)	Accurate Glass	Customer - Channel	
	Element Industry Ltd	Prospect	
	United Oil & Gas, UK	Customer - Direct	
	United Oil & Gas Corp.	Customer - Direct	
Subtotal			-
Johan Yu (13 records)	Burlington Textiles Corp of America	Customer - Direct	
	Dickenson plc	Customer - Channel	
	Edge Communications	Customer - Direct	
	Express Logistics and Transport	Customer - Channel	
	GenePoint	Customer - Channel	
	Grand Hotels & Resorts Ltd	Customer - Direct	
	King Inc	Customer - Direct	
	PMA Manufacturing	Prospect	
	Pyramid Construction Inc.	Customer - Channel	
	Quality Materials	Customer - Channel	
	Super Force Inc	Customer - Direct	
	United Oil & Gas, Singapore	Customer - Direct	
	University of Arizona	Customer - Direct	
Subtotal			-
GRAND TOTAL (17 RECORDS)			\$1,250,000.00

Custom Summary Formula

[Help for this Page](#)  


Column Name:

Description:

Format: ▼

Decimal Places: ▼

Where will this formula be displayed?



This formula calculation will be displayed in the report at the level you select.

- All summary levels
- Grand summary only
- Grouping 1:** Account Owner



REPORT

Open Opportunities

Total Records
17Total Open Opportunities
\$1,250,000.00

ACCOUNT OWNER ↑	ACCOUNT NAME ↑	TYPE	TOTAL OPEN OPPORTUNITIES
Alvin Lee (4 records)	Accurate Glass	Customer - Channel	
	Element Industry Ltd	Prospect	
	United Oil & Gas, UK	Customer - Direct	
	United Oil & Gas Corp.	Customer - Direct	
Subtotal			\$395,000.00
Johan Yu (13 records)	Burlington Textiles Corp of America	Customer - Direct	
	Dickenson plc	Customer - Channel	
	Edge Communications	Customer - Direct	
	Express Logistics and Transport	Customer - Channel	
	GenePoint	Customer - Channel	
	Grand Hotels & Resorts Ltd	Customer - Direct	
	King Inc	Customer - Direct	
	PMA Manufacturing	Prospect	
	Pyramid Construction Inc.	Customer - Channel	
	Quality Materials	Customer - Channel	
	Super Force Inc	Customer - Direct	
	United Oil & Gas, Singapore	Customer - Direct	
University of Arizona	Customer - Direct		
Subtotal			\$855,000.00
GRAND TOTAL (17 RECORDS)			\$1,250,000.00



REPORT

Open Opportunities

Total Records
17Total Total Amount of Open Opportunities
\$1,250,000.00Total Open Opportunities
\$1,250,000.00

ACCOUNT OWNER ↑	ACCOUNT NAME ↑	TYPE	TOTAL AMOUNT OF OPEN OPPORTUNITIES	
			Sum	TOTAL OPEN OPPORTUNITIES
Alvin Lee (4 records)	Accurate Glass	Customer - Channel	\$0.00	
	Element Industry Ltd	Prospect	\$0.00	
	United Oil & Gas, UK	Customer - Direct	\$0.00	
	United Oil & Gas Corp.	Customer - Direct	\$395,000.00	
Subtotal			\$395,000.00	\$395,000.00
Johan Yu (13 records)	Burlington Textiles Corp of America	Customer - Direct	\$0.00	
	Dickenson plc	Customer - Channel	\$15,000.00	
	Edge Communications	Customer - Direct	\$35,000.00	
	Express Logistics and Transport	Customer - Channel	\$200,000.00	
	GenePoint	Customer - Channel	\$60,000.00	
	Grand Hotels & Resorts Ltd	Customer - Direct	\$265,000.00	
	King Inc	Customer - Direct	\$0.00	
	PMA Manufacturing	Prospect	\$0.00	
	Pyramid Construction Inc.	Customer - Channel	\$100,000.00	
	Quality Materials	Customer - Channel	\$0.00	
	Super Force Inc	Customer - Direct	\$80,000.00	
	United Oil & Gas, Singapore	Customer - Direct	\$0.00	
	University of Arizona	Customer - Direct	\$100,000.00	
Subtotal			\$855,000.00	\$855,000.00
GRAND TOTAL (17 RECORDS)			\$1,250,000.00	\$1,250,000.00

Total Amount of Opportunities

[Back to Account Fields](#)

Custom Field Definition Detail

[Edit](#)[Set Field-Level Security](#)[View Field Accessibility](#)

Field Information

Field Label	Total Amount of Opportunities	Object Name	Account
Field Name	Total_Amount_of_Opportunities		
API Name	Total_Amount_of_Opportunities__c		
Description			
Help Text			
Created By	Johan Yu, 4/29/2017 9:40 PM	Modified By	Johan Yu, 4/29/2017 9:40 PM

Roll-Up Summary Options

Data Type	Roll-Up Summary	Summary Type	SUM
Summarized Object	Opportunity		
Field to Aggregate	Opportunity: Amount		
Filter Criteria			



REPORT

Closed Opportunities

Total Records	Total Total Amount of Opportunities	Total Total Amount of Open Opportunities	Total Closed Opportunities
17	\$6,086,000.00	\$1,250,000.00	\$4,836,000.00

ACCOUNT OWNER	RECORD COUNT	TOTAL AMOUNT OF OPPORTUNITIES Sum	TOTAL AMOUNT OF OPEN OPPORTUNITIES Sum	TOTAL CLOSED OPPORTUNITIES
Alvin Lee	4	\$3,511,000.00	\$395,000.00	\$3,116,000.00
Johan Yu	13	\$2,575,000.00	\$855,000.00	\$1,720,000.00
GRAND TOTAL	17	\$6,086,000.00	\$1,250,000.00	\$4,836,000.00

Formula

Summary Fields ▾ Operators ▾ Check Syntax

Account.Total_Am
Account.Total_Am

- + Add
- Subtract
- * Multiply
- / Divide
- ^ Exponentiation
- (Open Parenthesis
-) Close Parenthesis

M -
_c:SUM



REPORT

Opportunity Check Count

Total Records 9 Check Count 5

OPPORTUNITY OWNER ↑	OPPORTUNITY NAME ↑	STAGE	AMOUNT	CHECK COUNT
Alvin Lee (4 records)	United Oil Installations	Negotiation/Review	\$270,000.00	
	United Oil Office Portable Generators	Negotiation/Review	\$125,000.00	
	United Oil Plant Standby Generators	Closed Won	\$675,000.00	
	United Oil Refinery Generators	Closed Lost	\$270,000.00	
Subtotal				2
Johan Yu (5 records)	Edge Emergency Generator	Id. Decision Makers	\$35,000.00	
	Edge Installation	Closed Won	\$50,000.00	
	Edge SLA	Closed Won	\$60,000.00	
	Project Motor Head	Closed Won	\$100,000.00	
	Project Motor Links in Kentica	Closed Won	\$75,000.00	
Subtotal				4
GRAND TOTAL (9 RECORDS)				5




REPORT

Opportunity Max

Total Records	Total Amount	Total Projected Revenue
9	\$1,660,000.00	\$1,530,000.00

OPPORTUNITY OWNER ↑	OPPORTUNITY NAME ↑	AMOUNT Sum	PROJECTED REVENUE Sum	MAX AMOUNT
Alvin Lee (4 records)	United Oil Installations	\$270,000.00	\$275,000.00	
	United Oil Office Portable Generators	\$125,000.00	\$120,000.00	
	United Oil Plant Standby Generators	\$675,000.00	\$500,000.00	
	United Oil Refinery Generators	\$270,000.00	\$300,000.00	
Subtotal		\$1,340,000.00	\$1,195,000.00	1,340,000
Johan Yu (5 records)	Edge Emergency Generator	\$35,000.00	\$40,000.00	
	Edge Installation	\$50,000.00	\$50,000.00	
	Edge SLA	\$60,000.00	\$65,000.00	
	Project Motor Head	\$100,000.00	\$110,000.00	
	Project Motor Links in Kentica	\$75,000.00	\$70,000.00	
Subtotal		\$320,000.00	\$335,000.00	335,000
GRAND TOTAL (9 RECORDS)		\$1,660,000.00	\$1,530,000.00	-

Where will this formula be displayed?



This formula calculation will be displayed in the report at the level you select.

- All summary levels
- Grand summary only
- Grouping 1:** Opportunity Owner
- L Grouping 2:** Type

Formula	Functions	Tips
Summary Fields ▼ Operators ▼ <input type="button" value="Check Syntax"/>	All ▼ PARENTGROUPVAL ▼	
	Define parent grouping level <input type="radio"/> Grand summary <input checked="" type="radio"/> Opportunity Owner	
	PARENTGROUPVAL(summary_field, grouping_level)	
	Calculates the value of a summary field for a specified grouping level higher than the	
	<input type="button" value="< Insert"/>	Help on this function

Where will this formula be displayed?



This formula calculation will be displayed in the report at the level you select.

- All summary levels
- Grand summary only
- Grouping 1: Opportunity Owner**
- Grouping 2: Type**

Formula **Functions** **Tips**

Summary Fields Operators Check Syntax All PARENTGROUPVAL

Define parent grouping level

- Grand summary
- Opportunity Owner

PARENTGROUPVAL(summary_field, grouping_level)

Calculates the value of a summary field for a specified grouping level higher than the

< Insert Help on this function

Preview Summary Format Show Add

- Opportunity Owner: Alvin Lee (4 Records)
- Type: Existing Customer - Upgrade (4 Records)
- Opportunity Owner: Johan Yu (16 Records)
- Type: Existing Customer - Upgrade (1 Record)
- Type: Existing Customer - Replacement (4 Records)
- Type: New Customer (11 Records)
- Grand Totals (20 records)

Format: Number Decimal Places: 2

Where will this formula be displayed?

This formula calculation will be displayed in the report at the level you select.

- All summary levels
- Grand summary only
- Grouping 1: Opportunity Owner
- Grouping 2: Type**

Formula **Functions** **Tips**

Summary Fields Operators Check Syntax All PARENTGROUPVAL

PARENTGROUPVAL(AMOUNT:SUM, FULL_NAME)

Define parent grouping level

- Grand summary
- Opportunity Owner

PARENTGROUPVAL(summary_field, grouping_level)

Calculates the value of a summary field for a specified grouping level higher than the

< Insert Help on this function

CLOSE DATE ↑	OPPORTUNITY OWNER ↑	OPPORTUNITY NAME ↑	AMOUNT Sum	AMOUNT BY CLOSE DATE
June 2016 (3 records)	Alvin Lee (1 record)	Pyramid Emergency Generators	\$100,000.00	
	Subtotal		\$100,000.00	\$265,000
	Johan Yu (2 records)	Element Stage 1A	\$85,000.00	
		Element Stage 1B	\$80,000.00	
Subtotal		\$165,000.00	\$265,000	
Subtotal			\$265,000.00	-
July 2016 (3 records)	Alvin Lee (1 record)	Element Phase IIa	\$38,000.00	
	Subtotal		\$38,000.00	\$213,000
	Johan Yu (2 records)	Project Motor Head	\$100,000.00	
		Project Motor Links in Kentica	\$75,000.00	
Subtotal		\$175,000.00	\$213,000	
Subtotal			\$213,000.00	-
GRAND TOTAL (6 RECORDS)			\$478,000.00	-

CLOSE DATE ↑	OPPORTUNITY OWNER ↑	OPPORTUNITY NAME ↑	AMOUNT Sum	AMOUNT BY CLOSE DATE	AMOUNT BY GRAND TOTAL
June 2016 (3 records)	Alvin Lee (1 record)	Pyramid Emergency Generators	\$100,000.00		
	Subtotal		\$100,000.00	\$265,000	\$478,000.00
	Johan Yu (2 records)	Element Stage 1A	\$85,000.00		
		Element Stage 1B	\$80,000.00		
Subtotal		\$165,000.00	\$265,000	\$478,000.00	
Subtotal			\$265,000.00	-	-
July 2016 (3 records)	Alvin Lee (1 record)	Element Phase Iia	\$38,000.00		
	Subtotal		\$38,000.00	\$213,000	\$478,000.00
	Johan Yu (2 records)	Project Motor Head	\$100,000.00		
		Project Motor Links in Kentica	\$75,000.00		
Subtotal		\$175,000.00	\$213,000	\$478,000.00	
Subtotal			\$213,000.00	-	-
GRAND TOTAL (6 RECORDS)			\$478,000.00	-	-

CLOSE DATE ↑	OPPORTUNITY OWNER ↑	OPPORTUNITY NAME ↑	AMOUNT Sum	AMOUNT BY CLOSE DATE	AMOUNT BY GRAND TOTAL
June 2016 (3 records)	Alvin Lee (1 record)	Pyramid Emergency Generators	\$100,000.00		
	Subtotal		\$100,000.00	\$265,000	-
	Johan Yu (2 records)	Element Stage 1A	\$85,000.00		
		Element Stage 1B	\$80,000.00		
Subtotal		\$165,000.00	\$265,000	-	
Subtotal			\$265,000.00	-	\$478,000.00
July 2016 (3 records)	Alvin Lee (1 record)	Element Phase Iia	\$38,000.00		
	Subtotal		\$38,000.00	\$213,000	-
	Johan Yu (2 records)	Project Motor Head	\$100,000.00		
		Project Motor Links in Kentica	\$75,000.00		
Subtotal		\$175,000.00	\$213,000	-	
Subtotal			\$213,000.00	-	\$478,000.00
GRAND TOTAL (6 RECORDS)			\$478,000.00	-	-

CLOSE DATE ↑	OPPORTUNITY OWNER ↑	RECORD COUNT	AMOUNT	
			Sum	% OF TOTAL
June 2016	Alvin Lee	1	\$100,000.00	-
	Johan Yu	2	\$165,000.00	-
Subtotal		3	\$265,000.00	55.44%
July 2016	Alvin Lee	1	\$38,000.00	-
	Johan Yu	2	\$175,000.00	-
Subtotal		3	\$213,000.00	44.56%
GRAND TOTAL		6	\$478,000.00	-

CLOSE DATE	APRIL 2016	MAY 2016	JUNE 2016	Total
STAGE	AMOUNT Sum	AMOUNT Sum	AMOUNT Sum	AMOUNT Sum
Prospecting	\$0.00	\$0.00	\$80,000.00	\$80,000.00
Qualification	\$0.00	\$0.00	\$100,000.00	\$100,000.00
Id. Decision Makers	\$0.00	\$50,000.00	\$0.00	\$50,000.00
Closed Won	\$60,000.00	\$0.00	\$85,000.00	\$145,000.00
Closed Lost	\$270,000.00	\$0.00	\$0.00	\$270,000.00
Total	\$330,000.00	\$50,000.00	\$265,000.00	\$645,000.00

Custom Summary Formula

[Help for this Page](#)  

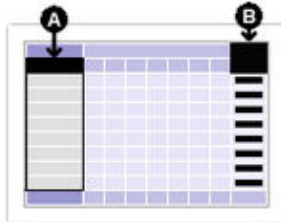
Column Name:

Description:

Format:

Decimal Places:

Where will this formula be displayed?



This formula calculation will be displayed in the report at the level you select.

- At all summary levels
- At a specific row/column **grouping level...**

A

B

Formula	Functions	Tips
<p>Summary Fields Operators <input type="button" value="Check Syntax"/></p> <p>PARENTGROUPVAL(AMOUNT:SUM, ROW_GRAND_SUMMARY, COLUMN_GRAND_SUMMARY)</p>	<p>All <input type="text" value="ABS"/></p> <p>ABS(number)</p> <p>Returns the absolute value of a number, a number without its sign</p> <p><input type="button" value="< Insert"/></p>	<p>Help on this function</p>

CLOSE DATE	APRIL 2016		MAY 2016		JUNE 2016		Total	
	AMOUNT Sum	TOTAL AMOUNT	AMOUNT Sum	TOTAL AMOUNT	AMOUNT Sum	TOTAL AMOUNT	AMOUNT Sum	TOTAL AMOUNT
Prospecting	\$0.00		\$0.00		\$80,000.00		\$80,000.00	\$645,000.00
Qualification	\$0.00		\$0.00		\$100,000.00		\$100,000.00	\$645,000.00
Id. Decision Makers	\$0.00		\$50,000.00		\$0.00		\$50,000.00	\$645,000.00
Closed Won	\$60,000.00		\$0.00		\$85,000.00		\$145,000.00	\$645,000.00
Closed Lost	\$270,000.00		\$0.00		\$0.00		\$270,000.00	\$645,000.00
Total	\$330,000.00		\$50,000.00		\$265,000.00		\$645,000.00	

CLOSE DATE	APRIL 2016		MAY 2016		JUNE 2016		Total	
STAGE	AMOUNT Sum	TOTAL AMOUNT	AMOUNT Sum	TOTAL AMOUNT	AMOUNT Sum	TOTAL AMOUNT	AMOUNT Sum	TOTAL AMOUNT
Prospecting	\$0.00		\$0.00		\$80,000.00		\$80,000.00	12.40%
Qualification	\$0.00		\$0.00		\$100,000.00		\$100,000.00	15.50%
Id. Decision Makers	\$0.00		\$50,000.00		\$0.00		\$50,000.00	7.75%
Closed Won	\$60,000.00		\$0.00		\$85,000.00		\$145,000.00	22.48%
Closed Lost	\$270,000.00		\$0.00		\$0.00		\$270,000.00	41.86%
Total	\$330,000.00		\$50,000.00		\$265,000.00		\$645,000.00	

Custom Summary Formula

[Help for this Page](#)  

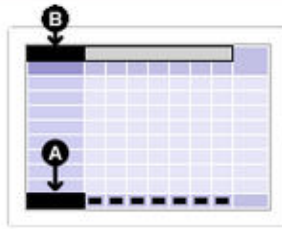
Column Name:

Description:

Format: ▼

Decimal Places: ▼

Where will this formula be displayed?



This formula calculation will be displayed in the report at the level you select.

- At all summary levels
- At a specific row/column **grouping level...**

A ▼

B ▼

Formula	Functions	Tips
<p>Summary Fields ▼ Operators ▼ <input type="button" value="Check Syntax"/></p> <p>AMOUNT:SUM / PARENTGROUPVAL(AMOUNT:SUM, ROW_GRAND_SUMMARY, COLUMN_GRAND_SUMMARY)</p>	<p>All ▼ <input type="text" value="ABS"/> ▼</p> <p>ABS(number)</p> <p>Returns the absolute value of a number, a number without its sign</p>	<p>Help on this function</p>
<input type="button" value="< Insert"/>		

CLOSE DATE	APRIL 2016		MAY 2016		JUNE 2016		Total	
	AMOUNT Sum	TOTAL AMOUNT	AMOUNT Sum	TOTAL AMOUNT	AMOUNT Sum	TOTAL AMOUNT	AMOUNT Sum	TOTAL AMOUNT
Prospecting	\$0.00		\$0.00		\$80,000.00		\$80,000.00	
Qualification	\$0.00		\$0.00		\$100,000.00		\$100,000.00	
Id. Decision Makers	\$0.00		\$50,000.00		\$0.00		\$50,000.00	
Closed Won	\$60,000.00		\$0.00		\$85,000.00		\$145,000.00	
Closed Lost	\$270,000.00		\$0.00		\$0.00		\$270,000.00	
Total	\$330,000.00	51.16%	\$50,000.00	7.75%	\$265,000.00	41.09%	\$645,000.00	

Preview Summary Format Show Remove

Opportunity Name ↑	Amount
Stage: Prospecting (1 Record)	\$80,000.00
Close Date: May 2016 (1 Record)	\$80,000.00
Drop a field here to create a grouping. Hide	
Element Stage 1B	\$80,000.00
Stage: Qualification (1 Record)	\$100,000.00
Close Date: June 2016 (1 Record)	\$100,000.00
Pyramid Emergency Generators	\$100,000.00
Stage: Id. Decision Makers (2 Records)	\$50,000.00
Close Date: May 2016 (2 Records)	\$50,000.00
Edge Emergency Generator	\$35,000.00

Where will this formula be displayed?

This formula calculation will be displayed in the report at the level you select.

- All summary levels
- Grand summary only
- Grouping 1: Stage
- Grouping 2: Close Date (by Calendar Month)

Formula Functions Tips

Summary Fields Operators Check Syntax

PREVGROUPVAL(AMOUNT:SUM, CLOSE_DATE)

Eligible grouping levels


- Stage
- Close Date

PREVGROUPVAL(summary_field, grouping_level [, increment])

Gets the value of a summary field from the previous grouping / 1 increment back by < Insert [Help on this function](#)

STAGE ↑	CLOSE DATE ↑	OPPORTUNITY NAME ↑	AMOUNT Sum	PREV MONTH WON
Prospecting	May 2016	Element Stage 1A	\$85,000.00	
		Grand Hotels Kitchen Generator	\$15,000.00	
	Subtotal		\$100,000.00	-
	June 2016	Element Stage 1B	\$80,000.00	\$100,000.00
	Subtotal		\$80,000.00	
Subtotal			\$180,000.00	-
Qualification	June 2016	Pyramid Emergency Generators	\$90,000.00	
	Subtotal		\$90,000.00	\$80,000.00
Subtotal			\$90,000.00	-
Id. Decision Makers	May 2016	Edge Emergency Generator	\$35,000.00	
	Subtotal		\$35,000.00	\$90,000.00
Subtotal			\$35,000.00	-

Custom Summary Formula

[Help for this Page](#)  


Column Name:

Description:

Format: ▼

Decimal Places: ▼

Where will this formula be displayed?



This formula calculation will be displayed in the report at the level you select.

- All summary levels
- Grand summary only
- Grouping 1:** Stage
- Grouping 2:** Close Date (by Calendar Month)

Formula

Functions

Tips

[Summary Fields](#) ▼ [Operators](#) ▼

▼ ▼

PREVGROUPVAL(AMOUNT:SUM, STAGE_NAME)

Eligible grouping levels

- Stage
- Close Date

PREVGROUPVAL(summary_field, grouping_level [, increment])

Gets the value of a summary field from the previous grouping (1 increment back by

< Insert

[Help on this function](#)

STAGE ↑	CLOSE DATE ↑	OPPORTUNITY NAME ↑	AMOUNT Sum	PREV MONTH WON
Prospecting (3 records)	May 2016 (2 records)	Element Stage 1A	\$85,000.00	
		Grand Hotels Kitchen Generator	\$15,000.00	
	Subtotal		\$100,000.00	-
	June 2016 (1 record)	Element Stage 1B	\$80,000.00	
		Subtotal		\$80,000.00
Subtotal			\$180,000.00	-
Qualification (1 record)	June 2016 (1 record)	Pyramid Emergency Generators	\$90,000.00	
	Subtotal		\$90,000.00	\$180,000.00
Subtotal			\$90,000.00	-
Id. Decision Makers (1 record)	May 2016 (1 record)	Edge Emergency Generator	\$35,000.00	
	Subtotal		\$35,000.00	\$90,000.00
Subtotal			\$35,000.00	-

STAGE ↑	CLOSE DATE ↑	OPPORTUNITY NAME ↑	AMOUNT Sum	PREV MONTH WON
Prospecting (3 records)	May 2016 (2 records)	Element Stage 1A	\$85,000.00	
		Grand Hotels Kitchen Generator	\$15,000.00	
	Subtotal		\$100,000.00	-
	June 2016 (1 record)	Element Stage 1B	\$80,000.00	
Subtotal			\$80,000.00	-
Subtotal			\$180,000.00	-
Qualification (1 record)	June 2016 (1 record)	Pyramid Emergency Generators	\$90,000.00	
	Subtotal		\$90,000.00	\$100,000.00
Subtotal			\$90,000.00	-
Id. Decision Makers (1 record)	May 2016 (1 record)	Edge Emergency Generator	\$35,000.00	
	Subtotal		\$35,000.00	\$80,000.00
Subtotal			\$35,000.00	-

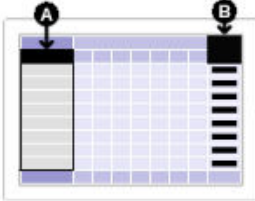
CLOSE DATE ↑	RECORD COUNT	AMOUNT Sum	PREV MONTH AMOUNT
June 2016	2	\$170,000.00	-
July 2016	3	\$213,000.00	\$170,000.00
September 2016	2	\$355,000.00	\$213,000.00
October 2016	1	\$440,000.00	\$355,000.00
GRAND TOTAL	8	\$1,178,000.00	-

Column Name:

Description:

Format: Decimal Places:

Where will this formula be displayed?



This formula calculation will be displayed in the report at the level you select.

At all summary levels

At a specific row/column **grouping level...**

A

B

Formula **Functions** [Tips](#)

Summary Fields ▾ Operators ▾

$(\text{AMOUNT:SUM} - \text{PREVGROUPVAL}(\text{AMOUNT:SUM}, \text{CLOSE_DATE})) / \text{PREVGROUPVAL}(\text{AMOUNT:SUM}, \text{CLOSE_DATE})$

Get previous in grouping level

PREVGROUPVAL(summary_field, grouping_level [, increment])

Gets the value of a summary field from the previous grouping (1 increment back by default) at the specified grouping level.

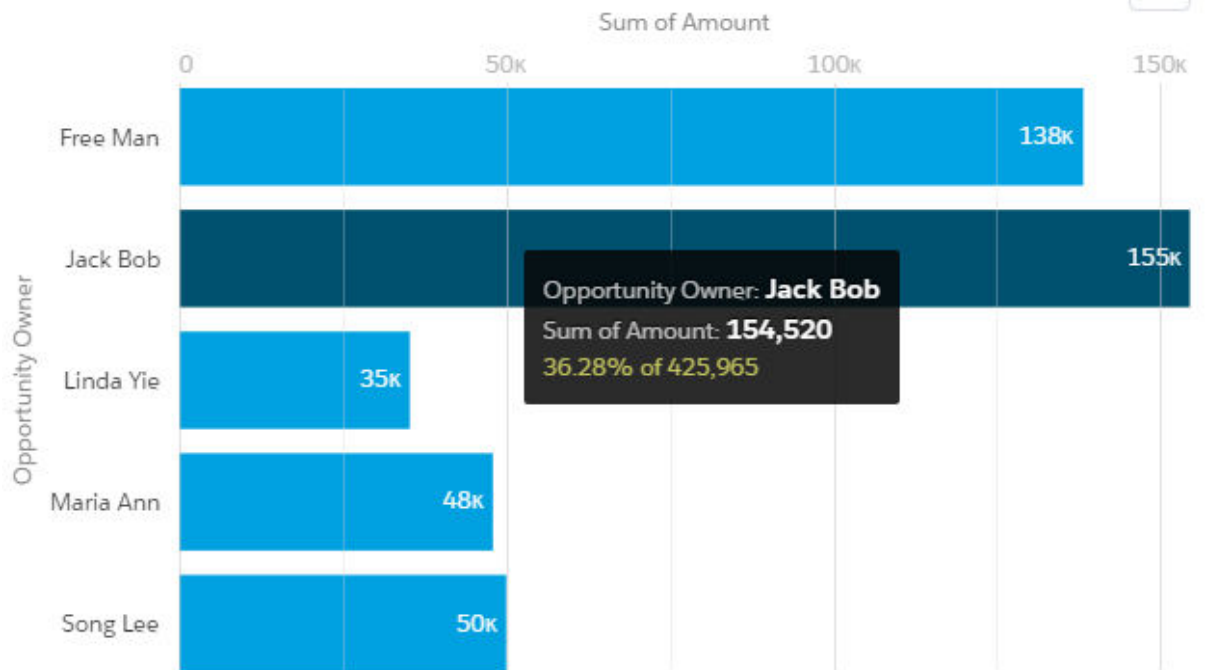
[Help on this function](#)

STAGE	QUALIFICATION		ID. DECISION MAKERS		CLOSED WON		Total	
CLOSE DATE	AMOUNT Sum	MONTH BY MONTH	AMOUNT Sum	MONTH BY MONTH	AMOUNT Sum	MONTH BY MONTH	AMOUNT Sum	MONTH BY MONTH
March 2016	\$0.00		\$15,000.00		\$22,000.00		\$37,000.00	-
April 2016	\$27,000.00		\$0.00		\$40,000.00		\$67,000.00	81.08%
May 2016	\$55,000.00		\$50,000.00		\$0.00		\$105,000.00	56.72%
June 2016	\$80,000.00		\$10,000.00		\$0.00		\$90,000.00	-14.29%
Total	\$162,000.00		\$75,000.00		\$62,000.00		\$299,000.00	

Chapter 7: Adding Charts in Reports and Pages

Total Records 24 Total Amount USD 425,965.00 Total Expected Revenue USD 313,190.00

2013 H2 Sales Pipeline



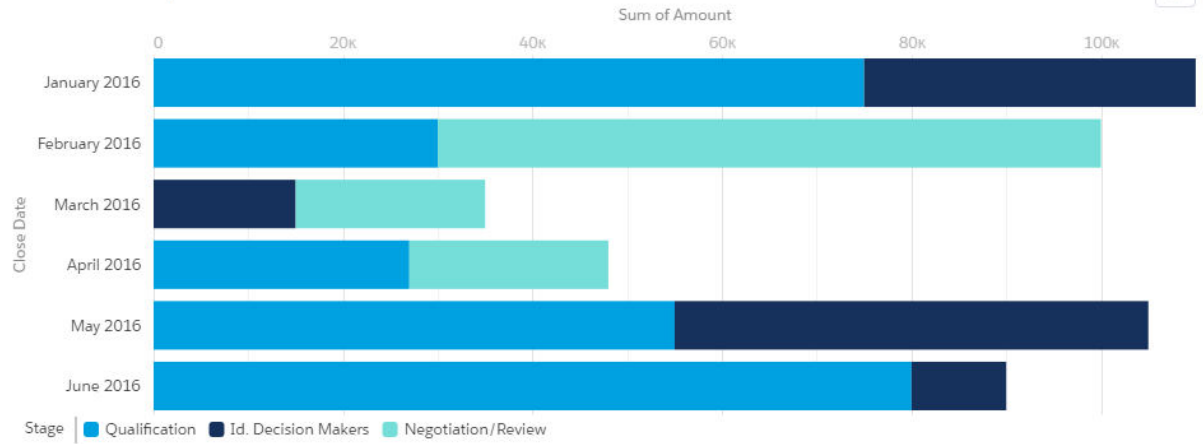
Total Records 20 Total Amount \$898,000.00 Total Expected Revenue \$602,600.00

2016 H1 Sales Pipeline



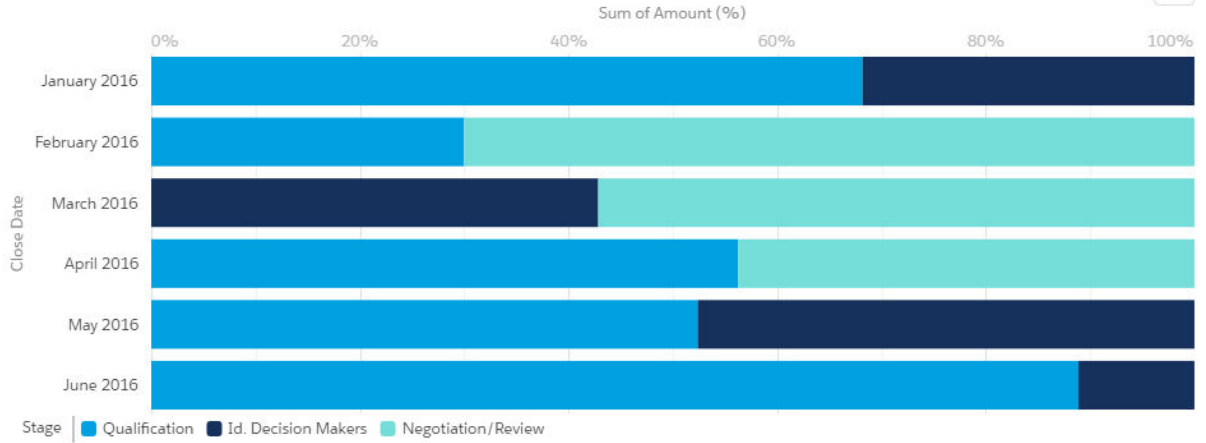
Total Records 13 Total Amount \$488,000.00 Total Expected Revenue \$192,600.00

2016 H1 Sales Pipeline



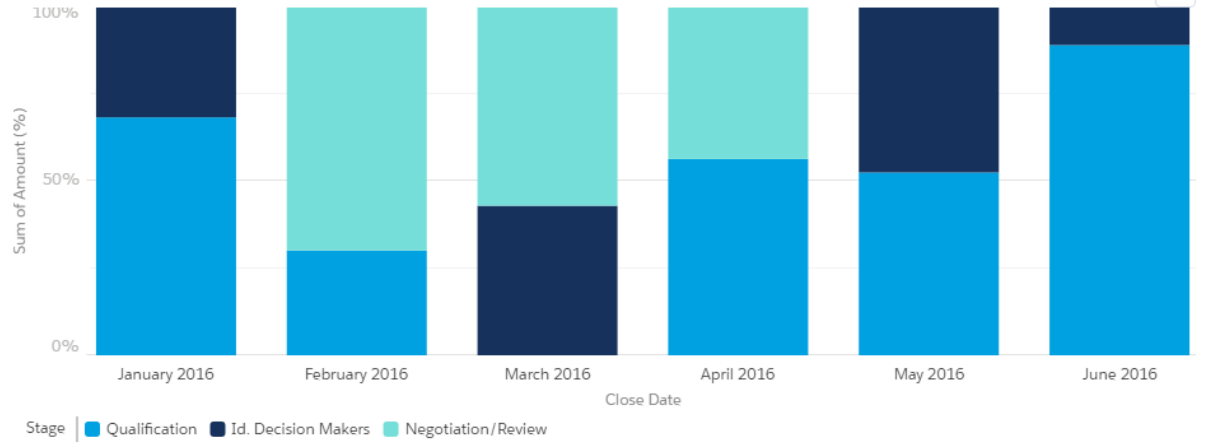
Total Records 13
 Total Amount \$488,000.00
 Total Expected Revenue \$192,600.00

2016 H1 Sales Pipeline



Total Records 13
 Total Amount \$488,000.00
 Total Expected Revenue \$192,600.00

2016 H1 Sales Pipeline



Total Records	Total Amount	Total Expected Revenue
20	\$898,000.00	\$602,600.00

2016 H1 Sales Pipeline



Total Records	Total Amount	Total Expected Revenue
20	\$898,000.00	\$602,600.00

2016 H1 Sales Pipeline

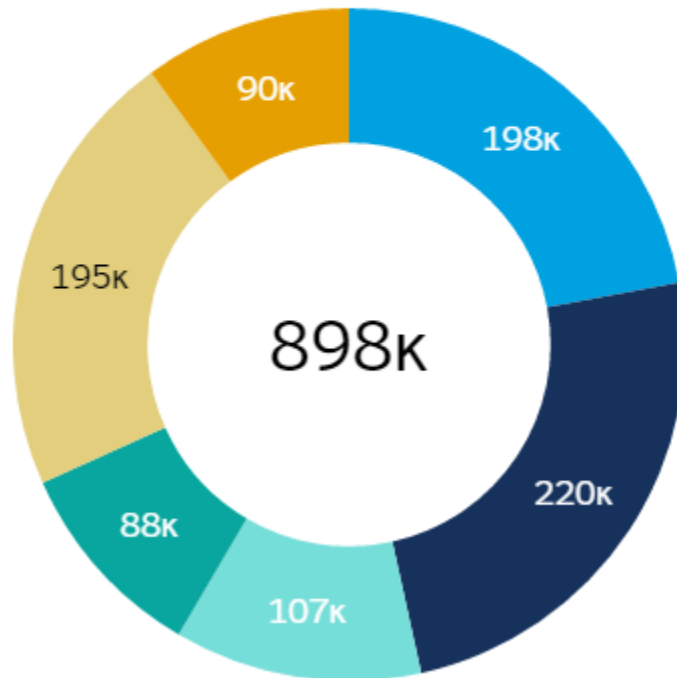


Total Records
20

Total Amount
\$898,000.00

Total Expected Revenue
\$602,600.00

2016 H1 Sales Pipeline

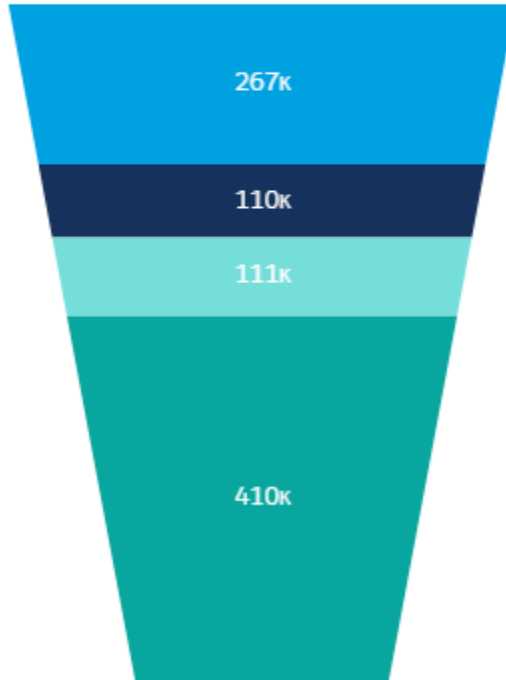


Close Date

- January 2016
- February 2016
- March 2016
- April 2016
- May 2016
- June 2016

Total Records	Total Amount	Total Expected Revenue
20	\$898,000.00	\$602,600.00

2016 H1 Sales Pipeline

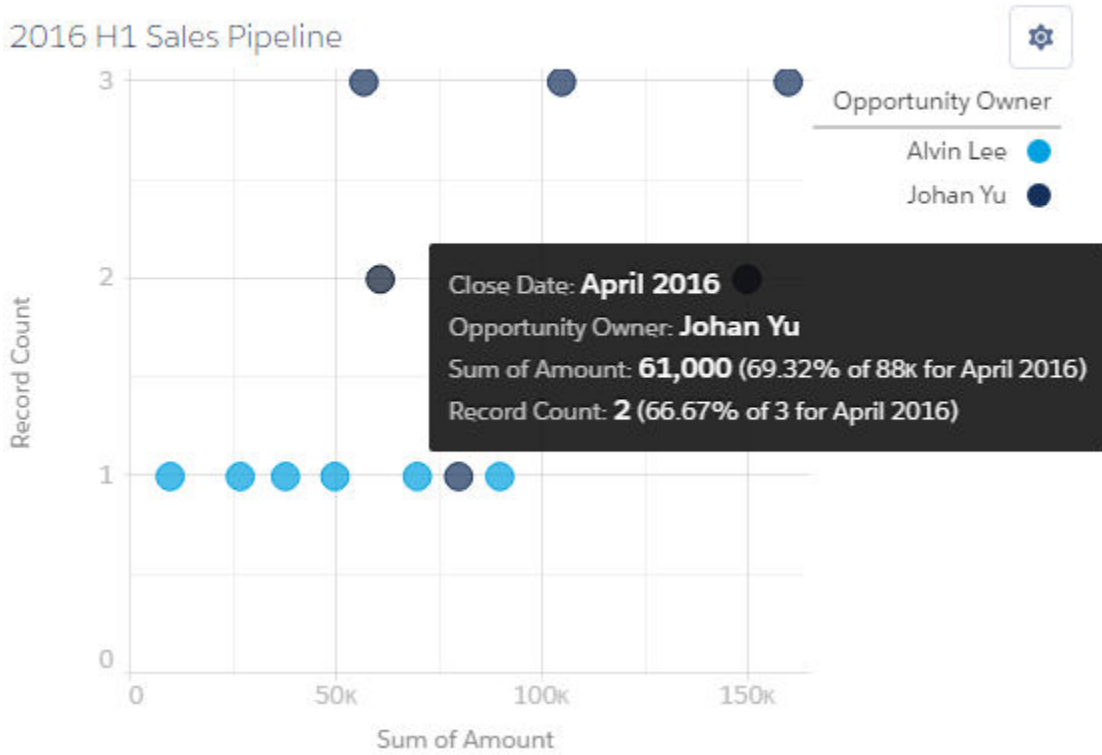


Stage

- Qualification
- Id. Decision Makers
- Negotiation/Review
- Closed Won

Total Records	Total Amount	Total Expected Revenue
20	\$898,000.00	\$602,600.00

2016 H1 Sales Pipeline










REPORT

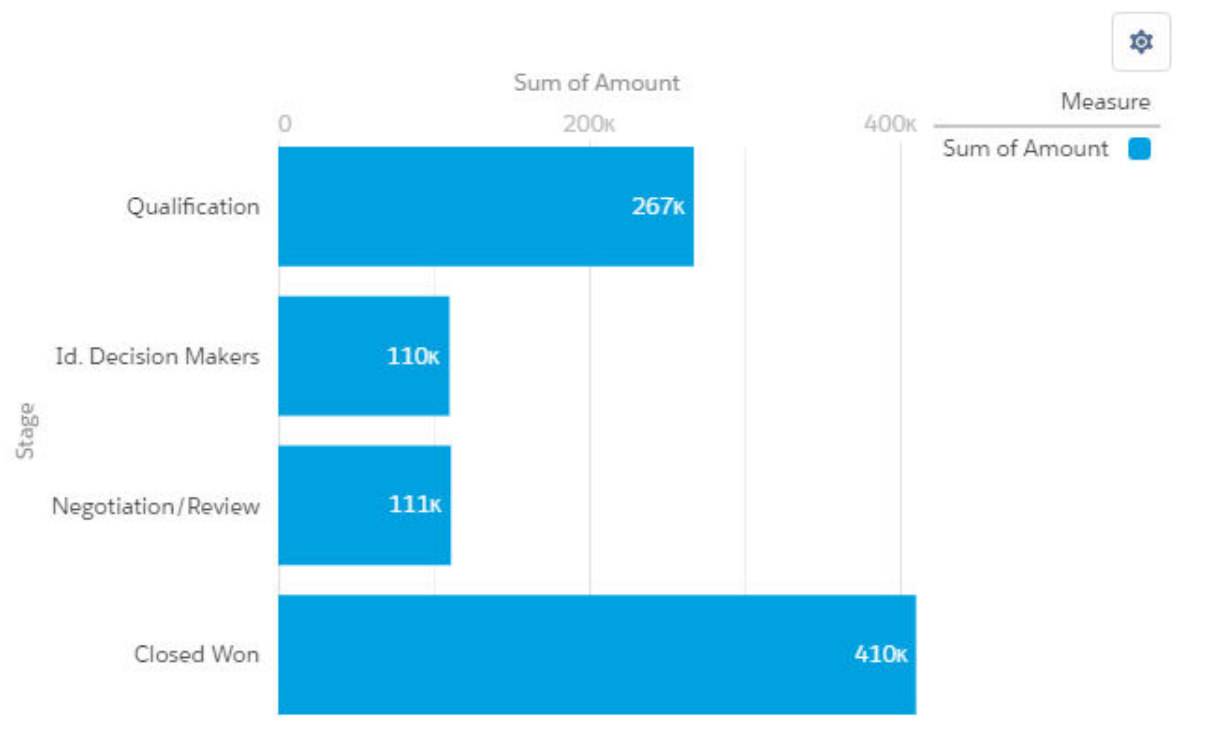
Previous FY Opportunities by Stage

Total Records	Total Amount	Total Expected Revenue
20	\$898,000.00	\$602,600.00

STAGE ↑	RECORD COUNT	AMOUNT Sum	EXPECTED REVENUE Sum
Qualification	5	\$267,000.00	\$26,700.00
Id. Decision Makers	5	\$110,000.00	\$66,000.00
Negotiation/Review	3	\$111,000.00	\$99,900.00
Closed Won	7	\$410,000.00	\$410,000.00
GRAND TOTAL	20	\$898,000.00	\$602,600.00

REPORT **Previous FY Opportunities by Stage**     

Total Records	Total Amount	Total Expected Revenue
20	\$898,000.00	\$602,600.00





REPORT

Previous FY Opportunities by Stage



Edit



Total Records	Total Amount	Total Expected Revenue
20	\$898,000.00	\$602,600.00

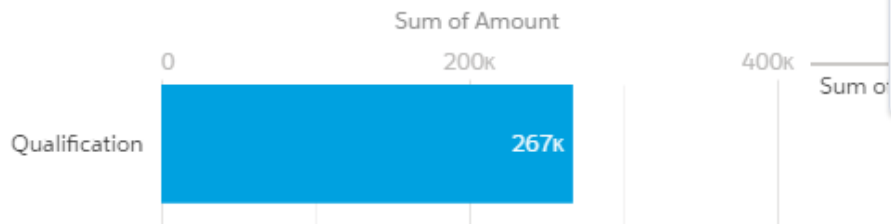
Clone

Save


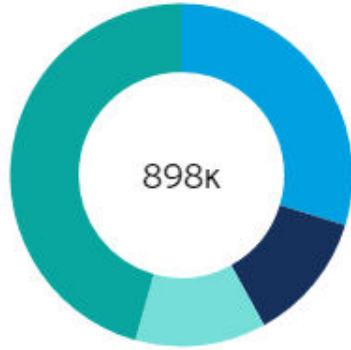
Subscribe

Export

Delete



Previous FY Opportunity



STAGE ↑	RECORD COUNT	AMOUNT Sum	EXPECT Sum
Qualification	5	\$267,000.00	
Id. Decision Makers	5	\$110,000.00	
Negotiation/Review	3	\$111,000.00	
Closed Won	7	\$410,000.00	
GRAND TOTAL	20	\$898,000.00	

Display As

Chart Attributes

Chart Title

Previous FY Opportunity

Value

Sum of Amount ▼

Sliced By

Stage

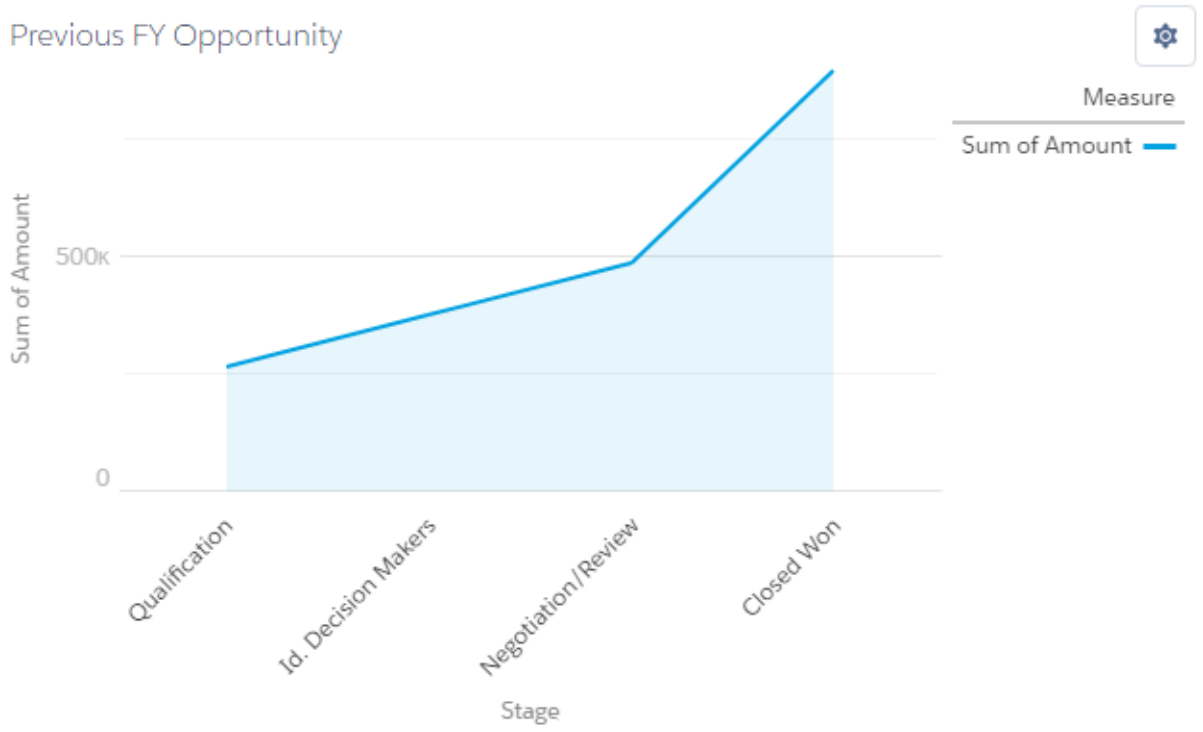
Show Values

Legend Position

Right ▼

Total Records	Total Amount	Total Expected Revenue
20	\$898,000.00	\$602,600.00

Previous FY Opportunity



Navigation bar with icons for refresh, filter, refresh, settings, and an 'Edit' button with a dropdown arrow.



Display As

Chart selection icons: Bar chart, Column chart, Horizontal bar chart, Stacked bar chart, Line chart, Pie chart, Funnel chart, Scatter plot.

Chart Attributes

Chart Title

Previous FY Opportunity

X-Axis

Stage

Y-Axis

Sum of Amount

Show Reference Line

Cumulative

Add

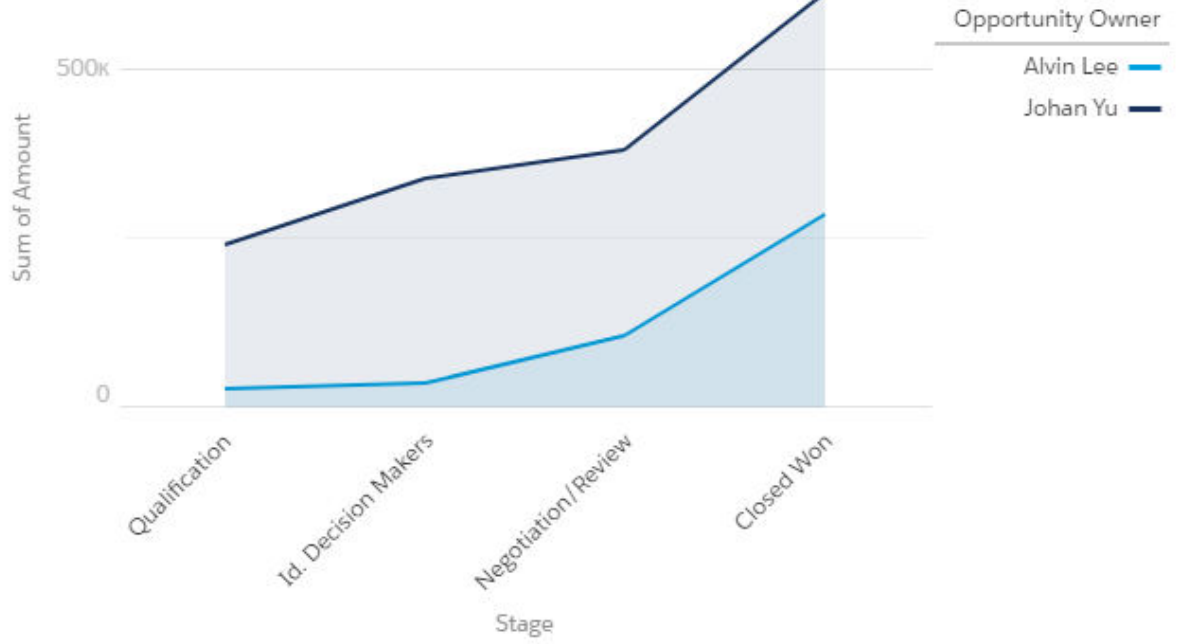
Group


Group




Opportunity Owner

Total Records: 20
Total Amount: \$898,000.00
Total Expected Revenue: \$602,600.00

Previous FY Opportunity

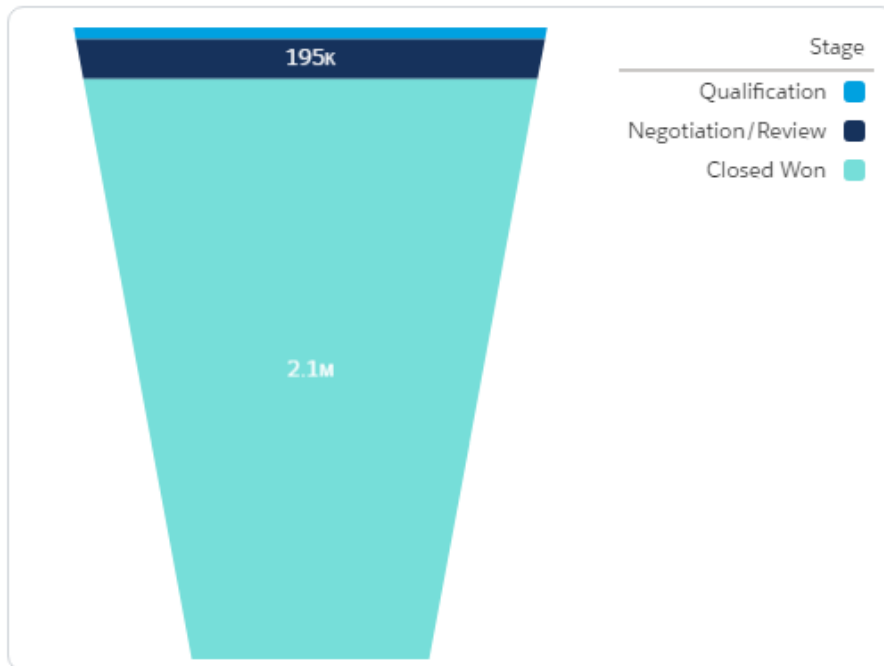


 United Oil & Gas Corp.

SLA Expiration Date	12/19/2013		SLA Serial Number	6654
Number of Locations	955		Upsell Opportunity	Yes
Active	Yes			

▼ Charts

This Account Opportunities



As of Today at 7:39 AM

Account Layout ▾

Save ▾ Quick Save Preview As... ▾ Cancel Undo Redo Layout Properties

Custom Links
 Actions
 Expanded Lookups
 Related Lists
Report Charts
 Visualforce Pages
 Custom S-Controls ▾

Quick Find Report Name ✕

Section

- Case by Status
- Won Opportunity
- DB-Adoption: OPPORTUNITY Trend/Owner
- DB-Adoption: New LEADS Trend
- DB-Adoption: New ACCOUNTS Last 30 Day
- DB-Adoption: New ACCOUNTS Trend
- DB-Adoption: New CONTACTS Trend
- DB-Adoption: Neglected CUSTOMERS
- DB-Adoption: Neglected OPPTYS
- DB-Adoption: Neglected PROSPECTS
- DB-Adoption: New ACTIVITIES Trend

Chart Properties ✕

?

Size

Small

Medium

Large

Appearance

Show title from report

Hide chart with error

Data

Filtered by: ⓘ Account ID ▾

Refresh each time a user opens the page ⓘ

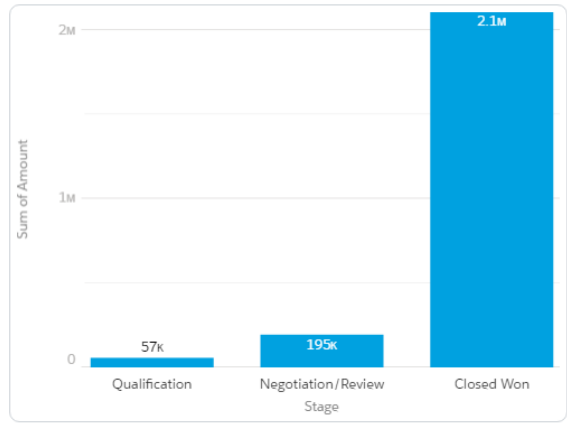
OK Cancel

SLA Expiration Date	12/19/2013
Number of Locations	955
Active	Yes

SLA Serial Number	6654
Upsell Opportunity	Yes

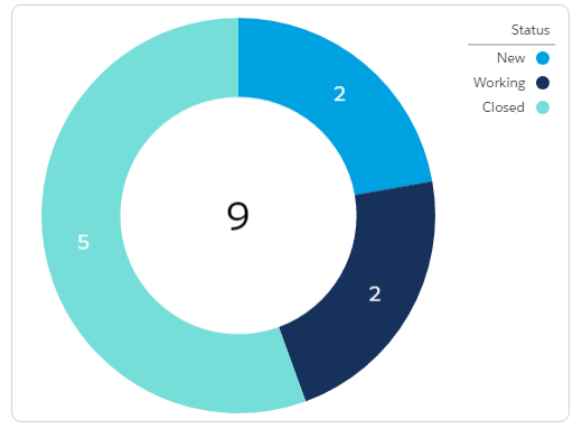
Charts

This Account Opportunities








As of Yesterday at 7:48 AM

This Account Cases



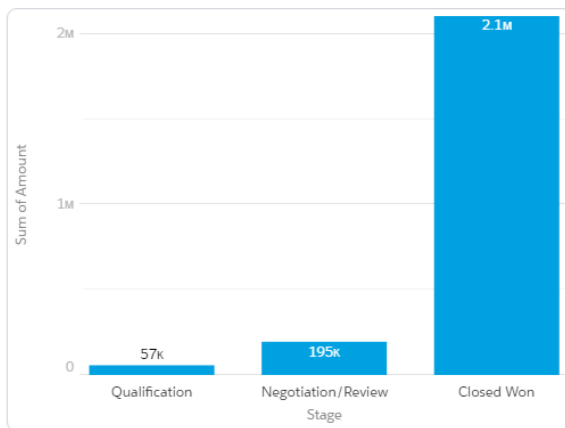
As of Today at 6:47 AM


SLA Expiration Date	12/19/2013	
Number of Locations	955	
Active	Yes	

SLA Serial Number	6654	
Upsell Opportunity	Yes	

▼ Charts

This Account Opportunities



 To view the report chart, you need both the Run Reports permission and access to the report's folder.

As of Today at 7:11 AM

Chapter 8: Working with Reports

Sales | Home | Opportunities | Leads | Tasks | Files | Notes | Accounts | Reports | More

REPORTS
Recent
46 Items

New Report | New Folder

REPORTS	REPORT NAME	DESCRIPTION	FOLDER	LAST MODIFIED BY	SUBSCRIBED
Recent	Joined Account and Oppo...		Public Reports	Johan Yu	<input type="checkbox"/> ▾
Created by Me	Account by Type		Public Reports	Johan Yu	<input type="checkbox"/> ▾
Private Reports	Simple Accounts		Public Reports	Johan Yu	<input type="checkbox"/> ▾
Public Reports	Oppty by Stage (2016 H1)		Private Reports	Johan Yu	<input type="checkbox"/> ▾
All Reports	This Account Cases		Rep2 fol	Johan Yu	<input type="checkbox"/> ▾
FOLDERS	This Account Opportunities		Public Reports	Johan Yu	<input type="checkbox"/> ▾
Created by Me	Previous FY Opportunities...		Private Reports	Johan Yu	<input type="checkbox"/> ▾
Shared with Me	Previous FY Opportunities...		Private Reports	Johan Yu	<input type="checkbox"/> ▾
All Folders	Oppty by Close Date by Sta...		Private Reports	Johan Yu	<input type="checkbox"/> ▾

REPORTS
Recent
70 Items

New Report | New Folder

REPORTS	REPORT NAME	DESCRIPTION	FOLDER	LAST MODIFIED BY	SUBSCRIBED
Recent	Account by Type		Public Reports	Johan Yu	<input type="checkbox"/> ▾
Created by Me	Account with Bucket Fields		Private Reports	Johan Yu	<input type="checkbox"/>
Private Reports	Oppty History		Public Reports	Johan Yu	<input type="checkbox"/>
Public Reports	Opportunity Historical Tre...		Public Reports	Johan Yu	<input type="checkbox"/>
All Reports	Opportunity by Stage (Asia)		Asia Sales	Johan Yu	<input checked="" type="checkbox"/>
FOLDERS	Opportunity by Stage and ...		Public Reports	Johan Yu	<input type="checkbox"/>

Run

Edit

Subscribe

Export

Delete

Sales | Home | Opportunities ▾ | Leads ▾ | Tasks ▾ | Files | Notes ▾ | Accounts ▾ | Reports ▾ | More ▾

REPORTS
All Folders
 3 Items · Sorted by Folder Name

New Report | New Folder

REPORTS	FOLDER NAME ↑	CREATED BY	LAST MODIFIED BY	CREATED ON
Recent	Asia Sales	Johan Yu	Johan Yu	4/18/2017 6:43 AM
Created by Me	Lightning Folder	Johan Yu	Johan Yu	4/16/2017 4:13 PM
Private Reports	My Report Folder	Johan Yu	Johan Yu	1/15/2015 7:11 AM
Public Reports				
All Reports				


FOLDERS

Created by Me

Shared with Me

All Folders

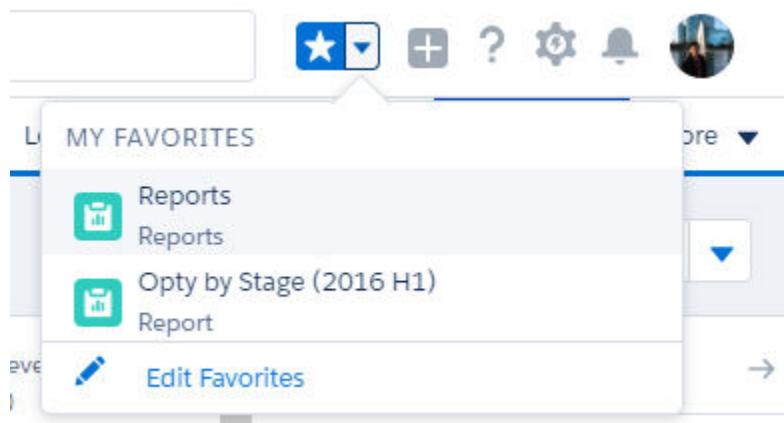
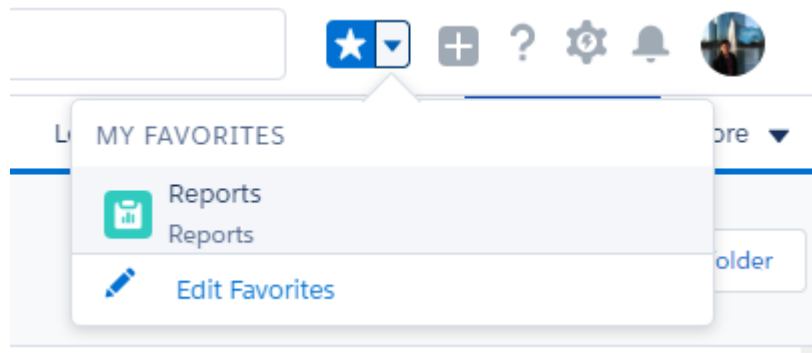
Search Reports and more...

★ ▾ + ? ⚙️ 🔔 

Sales | Home | Opportunities ▾ | Leads ▾ | Tasks ▾ | Files | Reports ▾ | More ▾

S

New Report | New Folder





Dashboards ▾ Reports ▾ More ▾

MY FAVORITES

Opty by Stage (2016 H1)

Reports

RECENT RECORDS

Accounts SLA

Account by Type

Opty by Stage (2016 H1)







Role Hie
All Opp

Show Me
All oppo





MY FAVORITES

-  Reports
-  Opty by Stage (2016 H1) Report
-  United Oil & Gas Corp. Account
-  Dashboards
-  My Dashboard Dashboard
-  Edit Favorites

🔍 sla

🔍 "sla"

-  Accounts **SLA** Report
-  Express Logistics **SLA** Opportunity
-  Grand Hotels **SLA** Opportunity
-  Edge **SLA** Opportunity

Dashboards ▾

3 PM





Q sla

Sales Home Opportunities Leads Tasks Files

SEARCH RESULTS

Top Results

Opportunities

Leads

Tasks

Files

Notes

Accounts

Contacts

Campaigns

Dashboards

Reports

Chatter

Reports






1 Result


REPORT NAME	DESCRIPT
Accounts SLA	

Opportunities

5+ Results · Sorted by Relevance

OPPORTUNITY NAME	ACCOUNT NAME
United Oil SLA	United Oil & Gas Corp.
Edge SLA	Edge Communications
Grand Hotels SLA	Grand Hotels & Resorts Ltd
Express Logistics SLA	Express Logistics and Transport
University of AZ SLA	University of Arizona

REPORT **Opty by Stage (2016 H1)**








Total Records 20 Total Amount \$898,000.00 Total Expected Revenue \$602,600.00

STAGE ↑	RECORD COUNT	AMOUNT Sum	EXPECTED REVENUE Sum
Qualification	5	\$267,000.00	\$26,700.00
Id. Decision Makers	5	\$110,000.00	\$66,000.00
Negotiation/Review	3	\$111,000.00	\$99,900.00
Closed Won	7	\$410,000.00	\$410,000.00
GRAND TOTAL	20	\$898,000.00	\$602,600.00

REPORT **Opty by Stage (2016 H1)**

Total Records 20 Total Amount \$898,000.00 Total Expected Revenue \$602,600.00 Average Expected Revenue \$30,130.00

STAGE ↑	OPPORTUNITY NAME	AMOUNT Sum	EXPECTED REVENUE Sum	Avg
Qualification (5 records)	Edge Emergency Generator	\$75,000.00	\$7,500.00	
	United Oil Emergency Generators	\$30,000.00	\$3,000.00	
	Element Stage 1A	\$55,000.00	\$5,500.00	
	Element Stage 1B	\$80,000.00	\$8,000.00	
	United Oil Refinery Generators	\$27,000.00	\$2,700.00	
Subtotal		\$267,000.00	\$26,700.00	\$5,340.00

REPORT
Opportunity by Stage

Total Records: 14
 Total Amount: \$1,752,000.00

STAGE ↑	OPPORTUNITY NAME	ACCOUNT NAME	AMOUNT Sum	EXPECTED REVENUE
Qualification (2 records)	United Oil Emergency Generators	United Oil & Gas Corp.	\$30,000.00	\$3,000.00
	United Oil Refinery Generators	United Oil & Gas Corp.	\$27,000.00	\$2,700.00
Subtotal			\$57,000.00	
Id. Decision Makers (1 record)	Edge Emergency Generator	Edge Communications	\$35,000.00	\$21,000.00
Subtotal			\$35,000.00	
Negotiation/Review (2 records)	United Oil Installations	United Oil & Gas Corp.	\$70,000.00	\$63,000.00
	United Oil Office Portable Generators	United Oil & Gas Corp.	\$125,000.00	\$112,500.00
Subtotal			\$195,000.00	
Closed Won (9 records)	Edge SLA	Edge Communications	\$40,000.00	\$40,000.00
	United Oil Installations	United Oil & Gas Corp.	\$50,000.00	\$50,000.00
	United Oil Installations	United Oil & Gas Corp.	\$235,000.00	\$235,000.00
	United Oil Plant Standby Generators	United Oil & Gas Corp.	\$675,000.00	\$675,000.00

Filters →

- Role Hierarchy: All Opportunities
- Show Me: All opportunities
- Close Date: All time
- Type: equals Existing Customer - Upgrade, Existing Customer - Replacement, Existing Customer - Downgrade
- Locked Filters: Amount greater than "10,000"

Navigation bar: Refresh, Filter (active), Search, Refresh, Settings, Edit, Dropdown arrow.

	AMOUNT Sum	EXPECTED REVENUE
--	---------------	------------------

Type

Find in list

TYPE Show Selected (3)

- All
- ✓ Existing Customer - Upgrade
- ✓ Existing Customer - Replacement
- ✓ Existing Customer - Downgrade
- New Customer

Done

Filters →

- Role Hierarchy
All Opportunities
- Show Me
All opportunities
- Close Date
All time
- Type ×
equals Existing Customer - Upgrade,
Existing Customer - Replacement,
Existing Customer - Downgrade

Locked Filters

- Amount greater than "10,000"

Options

Show

- Details
- Subtotals
- Grand total
- Record counts

Apply Cancel

Just settings and filters if you need to. ✕

Options

Show

- Details
- Grand total

Apply Cancel

The image shows a software interface with a toolbar at the top. The toolbar contains several icons: a refresh icon, a blue square with a white downward-pointing triangle, a speech bubble icon, a circular arrow icon, a gear icon, and an 'Edit' button with a downward-pointing triangle. The 'Edit' dropdown menu is open, displaying the following options: Clone, Save, Subscribe, Export, and Delete. Below the toolbar, there are three filter panels. The first panel is labeled 'Filters' and has a right-pointing arrow. The second panel is titled 'Role Hierarchy' and contains the text 'All Opportunities'. The third panel is titled 'Show Me' and contains the text 'All opportunities'. The fourth panel is titled 'Close Date' and contains the text 'All time'.

Opportunity by Stage

As of 5/8/17 at 11:00 PM - Viewing as Johan Yu - Report subscription started by Johan Yu

All opportunities Close Date: Custom Amount greater than "10,000" Type equals Existing Customer - Upgrade,Existing Customer - Replacement,Existing Customer - Downgrade

Total Records Total Amount
 14 \$1,752,000.00

Stage†	Opportunity Name	Account Name	Amount Sum	Expected Revenue
Qualification (2 records)	United Oil Emergency Generators	United Oil & Gas Corp.	\$30,000.00	\$3,000.00
	United Oil Refinery Generators	United Oil & Gas Corp.	\$27,000.00	\$2,700.00
			\$57,000.00	
Id. Decision Makers (1 record)	Edge Emergency Generator	Edge Communications	\$35,000.00	\$21,000.00
			\$35,000.00	
Negotiation/Review (2 records)	United Oil Installations	United Oil & Gas Corp.	\$70,000.00	\$63,000.00
	United Oil Office Portable Generators	United Oil & Gas Corp.	\$125,000.00	\$112,500.00
			\$195,000.00	
Closed Won (9 records)	Edge SLA	Edge Communications	\$40,000.00	\$40,000.00
	United Oil Installations	United Oil & Gas Corp.	\$50,000.00	\$50,000.00
	United Oil Installations	United Oil & Gas Corp.	\$235,000.00	\$235,000.00
	United Oil Plant Standby Generators	United Oil & Gas Corp.	\$675,000.00	\$675,000.00
	United Oil SLA	United Oil & Gas Corp.	\$120,000.00	\$120,000.00
	United Oil Standby Generators	United Oil & Gas Corp.	\$120,000.00	\$120,000.00
	Edge Installation	Edge Communications	\$50,000.00	\$50,000.00
	Project Motor Links in Kentica	Burlington Textiles Corp of America	\$75,000.00	\$75,000.00
	Project Motor Head	Burlington Textiles Corp of America	\$100,000.00	\$100,000.00
		\$1,465,000.00		
Grand Total (14 records)			\$1,752,000.00	

Edit Subscription

Schedule

Frequency

Daily

Weekly

Monthly

Days

SUN

MON

TUE

WED

THU

FRI

SAT

Time (Asia/Singapore)

8:00 AM

Email Results

Send To

Me

Select People



Johan Yu



Alvin Lee



i Recipients see emailed report data as the person running the report. Consider that they may see more or less data than they normally see in Salesforce.

Run Report As

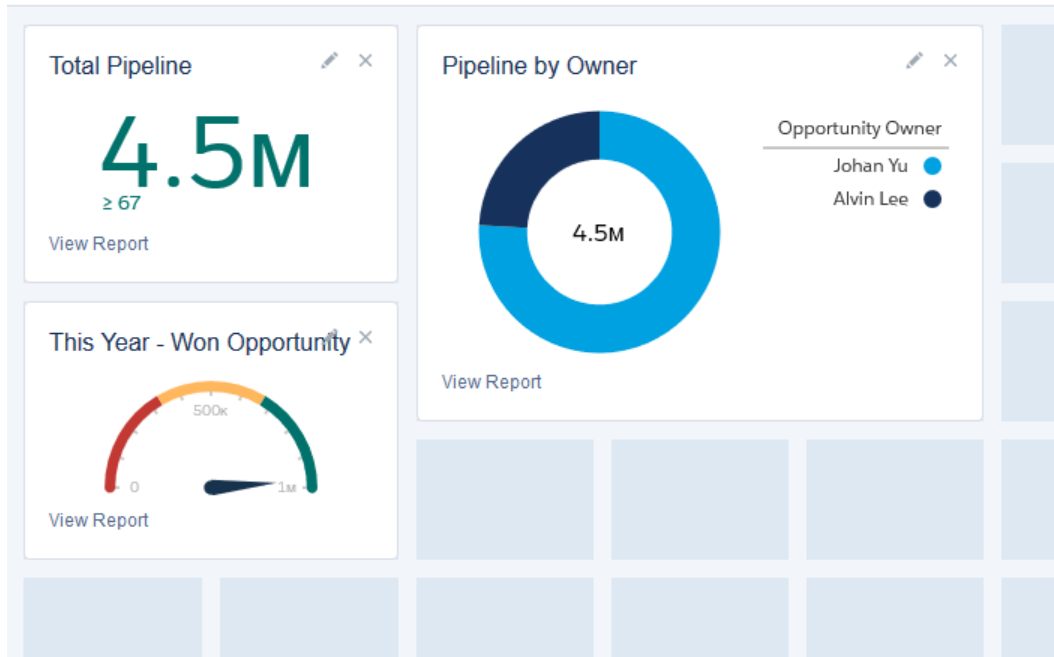
Me

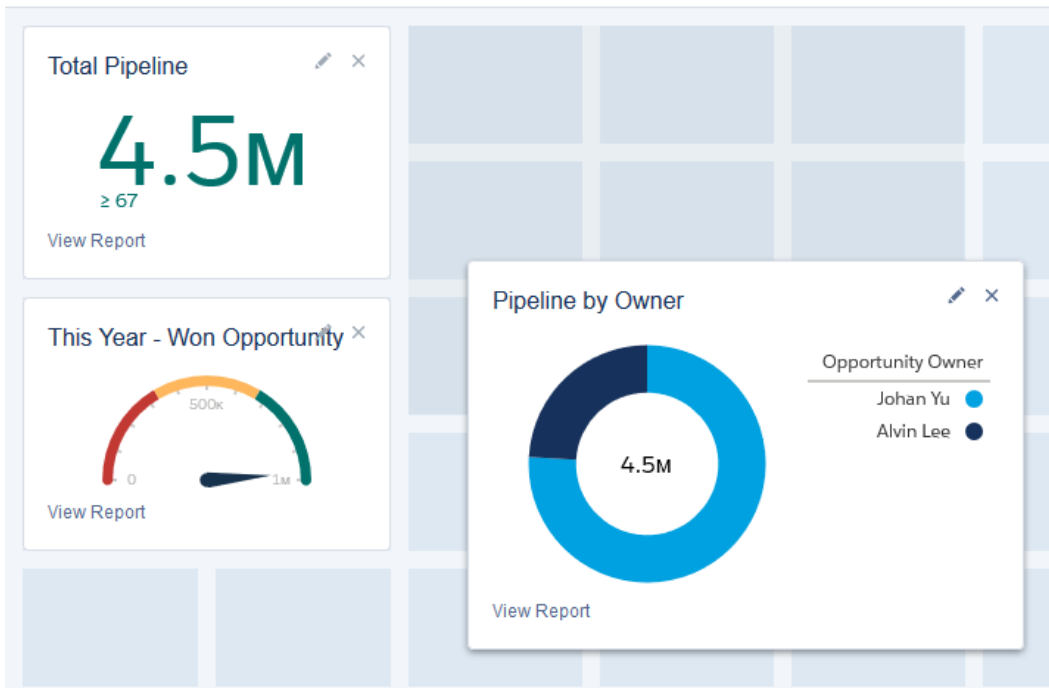
Another Person

Cancel

Save

Chapter 9: Building Dashboards in Lightning Experience



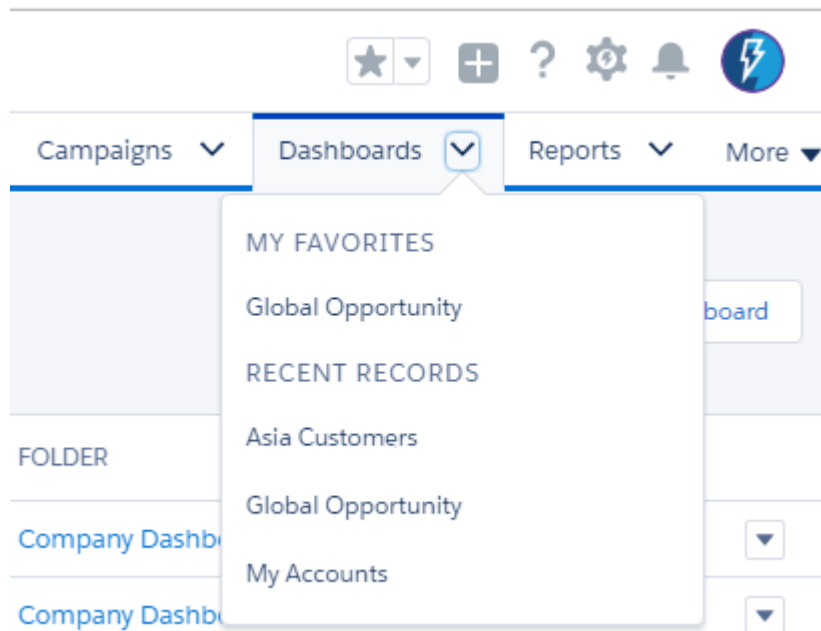


Sales | Home | Opportunities | Leads | Tasks | Files | Notes | Dashboards | More

DASHBOARDS
Recent
7 items

New Dashboard | New Folder

DASHBOARDS	DASHBOARD NAME	DESCRIPTION	FOLDER	LAST MODIFIED BY
Recent	Global Lead	This dashboard for all leads.	Company Dashboards	Alvin Lee
Created by Me	Opty		Private Dashboards	Johan Yu
Private Dashboards	Account Dashboard with fi...		Asia Sales	Johan Yu
All Dashboards	Account Dashboard		Company Dashboards	Johan Yu
FOLDERS	Account Dashboard copy		Company Dashboards	Johan Yu
Created by Me	Global Opportunity		Asia Sales	Johan Yu
Shared with Me	My Dashboard		Asia Sales	Johan Yu
All Folders				



Sales Home Opportunities Leads Tasks Files Dashboards More

DASHBOARDS
Recent
4 items

New Dashboard New Folder

DASHBOARDS	DASHBOARD NAME	DESCRIPTION	FOLDER	LAST MODIFIED BY
Recent	Global Opportunity		Dashboard for Everyone	Johan Yu
Created by Me	My Dashboard		Dashboard for Everyone	Johan Yu
Private Dashboards	Account Dashboard		Dashboard for Everyone	Johan Yu
All Dashboards	Opty		Private Dashboards	Johan Yu

FOLDERS

Created by Me

Shared with Me

All Folders



Sales

Home

Opportunities ▾

Leads ▾

Tasks ▾

Files

Notes ▾

Dashboards ▾

More ▾

DASHBOARDS

All Folders

2 items • Sorted by Folder Name

New Dashboard







New Folder

DASHBOARDS	FOLDER NAME ↑	CREATED BY	LAST MODIFIED BY	CREATED ON
Recent	APAC Dashboard	Johan Yu	Johan Yu	5/14/2017 5:54 PM ▾
Created by Me	Dashboard for Everyone	Johan Yu	Johan Yu	2/10/2015 9:38 PM ▾
Private Dashboards				
All Dashboards				
FOLDERS				
Created by Me				
Shared with Me				
All Folders				



C MY FAVORITES

More ▾

-  Global Opportunity Dashboard
-  American Bank Account
-  Abby Anderson Contact
-  ABC Sales Opportunity
-  All Opportunities by Stage Report
-  [Edit Favorites](#)


neri
e E
ner
UT
ner
hig
Fri
rni

global

Sales Home Opportunities Leads Tasks Files Accounts Contacts

SEARCH RESULTS

People
1 Result

FULL NAME	TITLE	PHONE
 Allison Wheeler	VP of Global Sales	

Dashboards
1 Result

TITLE	DESCRIPTION	CREATED BY
Global Opportunity		Johan Admin

Top Results

- Opportunities
- Leads
- Tasks
- Files
- Accounts
- Contacts
- Campaigns
- Dashboards

DASHBOARD Asia Opportunity Refresh Edit

As of May 17, 2017 1:18 PM-Viewing as Johan Yu

Total Pipeline

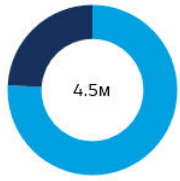
4.5M
≥ 67

[View Report](#)

Pipeline by Owner

Opportunity...

- Johan Yu
- Alvin Lee

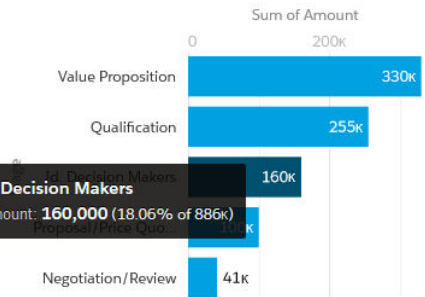


4.5M

[View Report](#)

Open Opportunities

My title



Sum of Amount

Value Proposition 330k

Qualification 255k


Negotiation/Review 41k

Id. Decision Makers 160k

Stage: **Id. Decision Makers**
Sum of Amount: **160,000 (18.06% of 886k)**
Proposal/Price Quo...

My Open Opportunities footer | [View Report](#)

This Year - Won O.



500k 1M

[View Report](#)

Sales Home Opportunities Leads Tasks Files Notes Accounts Contacts More

Asia Opportunity 1 4 + Component 5 + Filter 6 7 8 Save 9 Done 10

Total Pipeline 2 3

4.5M
≥ 67

View Report

This Year - Won Op...

View Report

Pipeline by Owner

Opportunity ...

- Johan Yu
- Alvin Lee

4.5M

View Report

Open Opportunities

My title

Sum of Amount

Stage	Sum of Amount
Value Proposi...	330k
Qualification	255k
Id. Decision ...	160k
Proposal/Pric...	100k
Negotiation/...	41k

My Open Opportunities footer | View Report

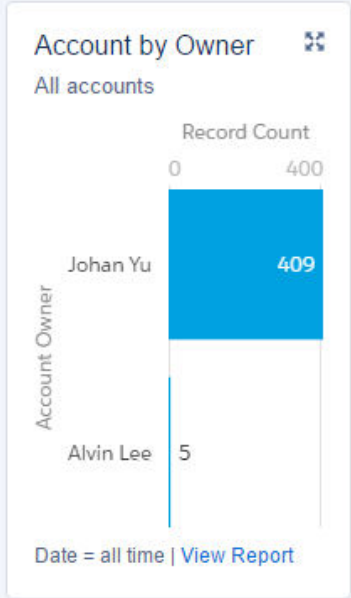
11



DASHBOARD

Account Dashboard

As of May 14, 2017 10:22 PM Viewing as Johan Yu





DASHBOARD

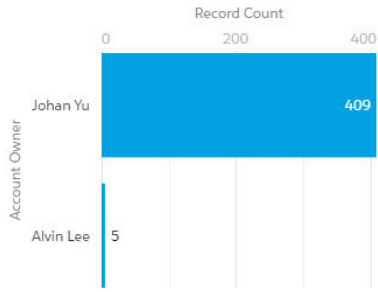
Account Dashboard

⚠ Last refreshed 1 days ago. Refresh this dashboard to see the latest data. ←

As of May 14, 2017 10:22 PM-Viewing as Johan Yu

Account by Owner

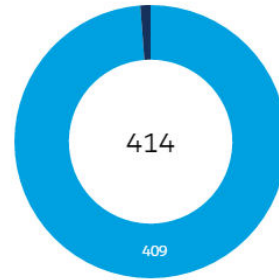
All accounts



Date = all time | View Report

Account by Owner

All accounts



Account Owner

Johan Yu

Alvin Lee

Date = all time | View Report

« Go to Dashboard List



Global Opportunity

Find a dashboard...

Refresh

As of Two days ago at 3:32 AM

Refresh Now

Schedule Refresh...

Opportunity by Owner

Opportunity by Owner

Schedule Dashboard Refresh

Save Cancel

This dashboard refreshes on the schedule you set. To send email when the refresh is done, use the Email Dashboard option.

Running User **Johan Admin** ⓘ

Email Dashboard To me To others...

Scheduled Refresh

Frequency

- Daily
 Weekly
 Monthly
 Every weekday
 Every day

Start [

End [

Preferred Start Time

Exact start time will depend on job queue activity.

Dashboard: The dashboards As of 17/05/2017 07:18

tab x

🔍

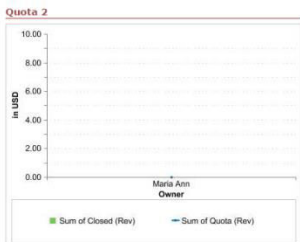
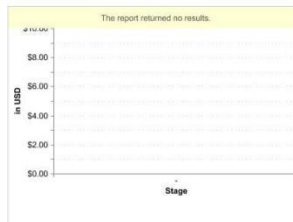
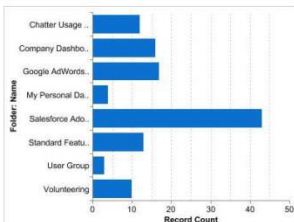
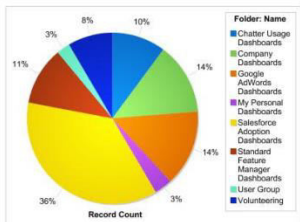
Jack Bob  |juh252f34km-9-ky45eag-apt1.bnc.salesforce.com

7:18 AM (6 hours ago) ⌵

⚠️ This may be a spoofed message. Gmail couldn't verify that it was actually sent from your account. [Learn more](#)

The dashboards

As of 17/05/2017 07:18

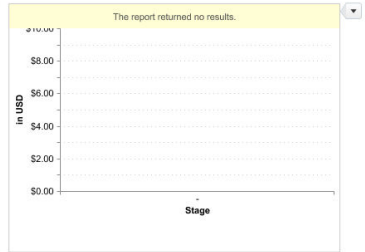
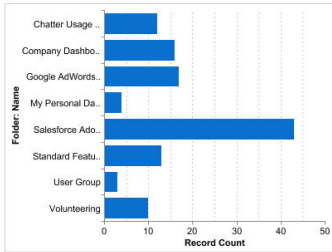
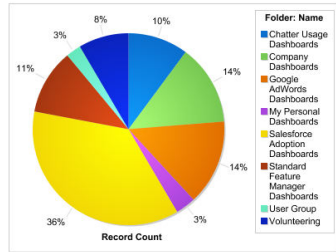


< Go to Dashboard List

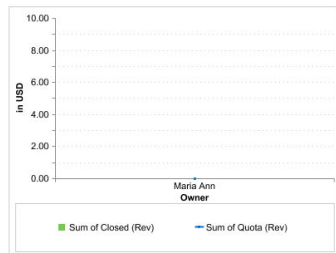
The dashboards

Show Feed

View Dashboard The dashboards Edit Clone Refresh As of Today at 7:10 AM



Quota 2



REPORT Account by Owner

Filters: Show Me All accounts, Created Date All time

Total Records: 414

ACCOUNT OWNER ↑	RECORD COUNT
Alvin Lee	5
Johan Yu	409
GRAND TOTAL	414

Filters →

Show Me All accounts

Created Date All time

Account Dashboard

Component Filter Save Done

Select Report

Search Reports and Folders... Reports and Folders

- RECENT
 - Opportunity by Stage and Owner
Johan Yu · May 16, 2017 7:23 AM · Public Reports
 - Opportunity by Stage (Private)
Johan Yu · May 16, 2017 7:22 AM · Private Reports
 - Opportunity by Stage (Public)
Johan Yu · May 16, 2017 7:21 AM · Public Reports
- FOLDERS
 - Created by Me
 - Opportunity by Stage (Asia)
Johan Yu · May 16, 2017 7:21 AM · Asia Sales
 - Shared with Me
 - Account by Type
Johan Yu · Apr 14, 2017 11:20 AM · Public Reports
 - Account by Owner
Johan Yu · May 14, 2017 9:49 PM · Public Reports

Cancel Select

Account Dashboard

+ Component + Filter Save Done

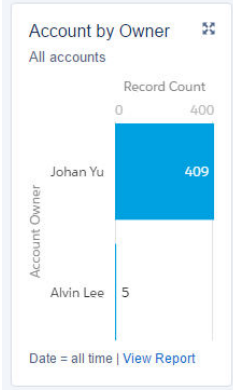
Account by Owner

All accounts

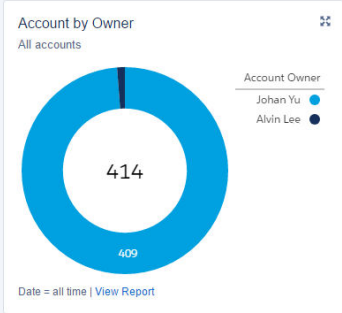
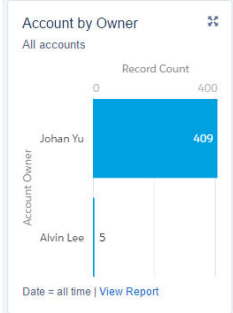
Account Owner	Record Count
Johan Yu	409
Alvin Lee	5

Date = all time | View Report

DASHBOARD Account Dashboard As of -- Viewing as Johan Yu Refresh Edit



DASHBOARD Account Dashboard As of May 14, 2017 10:22 PM Viewing as Johan Yu Refresh Edit



DASHBOARD
Account Dashboard
 As of May 14, 2017 10:22 PM-Viewing as Johan Yu

Refresh Edit



DASHBOARDS

Recent
5 items

New Dashboard New Folder

DASHBOARDS	DASHBOARD NAME	DESCRIPTION	FOLDER	LAST MODIFIED BY
Recent	Account Dashboard		Company Dashboards	Johan Yu
Created by Me	My Dashboard		Dashboard for Everyone	Johan Yu
Private Dashboards	Global Opportunity		Dashboard for Everyone	Johan Yu
All Dashboards	Account Dashboard		Dashboard for Everyone	Johan Yu
FOLDERS	Opty		Private Dashboards	Johan Yu

View Edit Delete

Sales | Home | Opportunities | Leads | Tasks | Files | Notes | Accounts | Contacts | Campaigns | Dashboards | More

Account Dashboard

+ Component + Filter Save Done

Account by Owner

All accounts

Account Owner	Record Count
Johan Yu	409
Alvin Lee	5

Date = all time | View Report

Account by Owner

All accounts

414

409

Account Owner

- Johan Yu
- Alvin Lee

Date = all time | View Report

Save As

Delete

DASHBOARD Account Dashboard copy

As of May 15, 2017 9:34 PM Viewing as Johan Yu

Refresh Edit

Account by Owner

All accounts

Account Owner	Record Count
Johan Yu	409
Alvin Lee	5

Date = all time | View Report

Account by Owner

All accounts

414

409

Account Owner

- Johan Yu
- Alvin Lee

Date = all time | View Report

Account by Owner

All accounts

Account Owner	Record Count
Alvin Lee	5
Johan Yu	409

Date = all time | View Report

Account by Owner
All accounts

Properties

*Name

Description

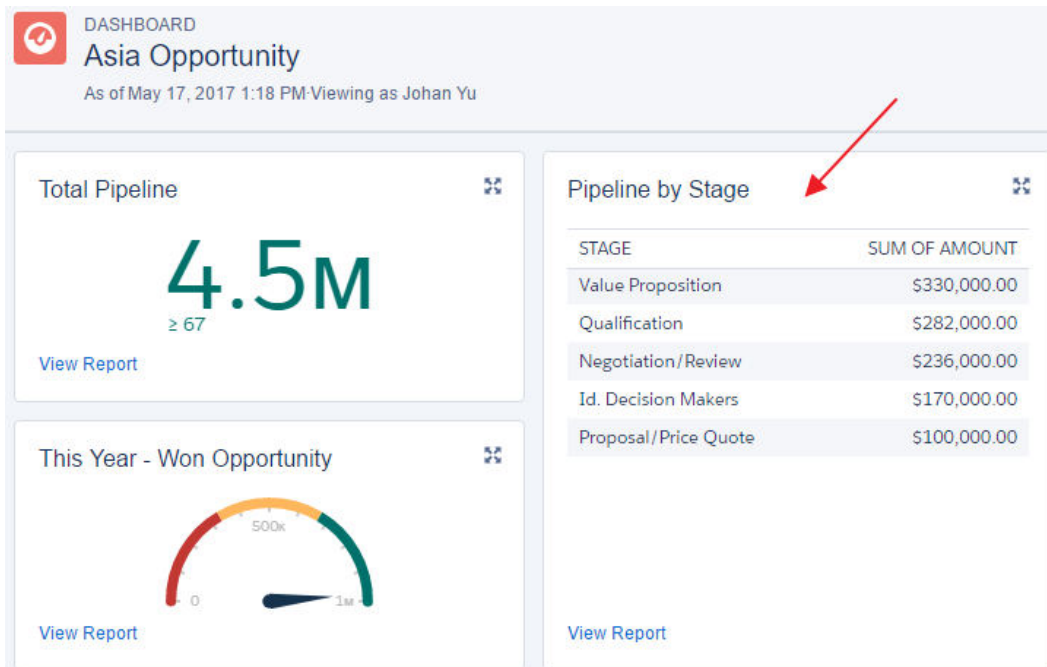
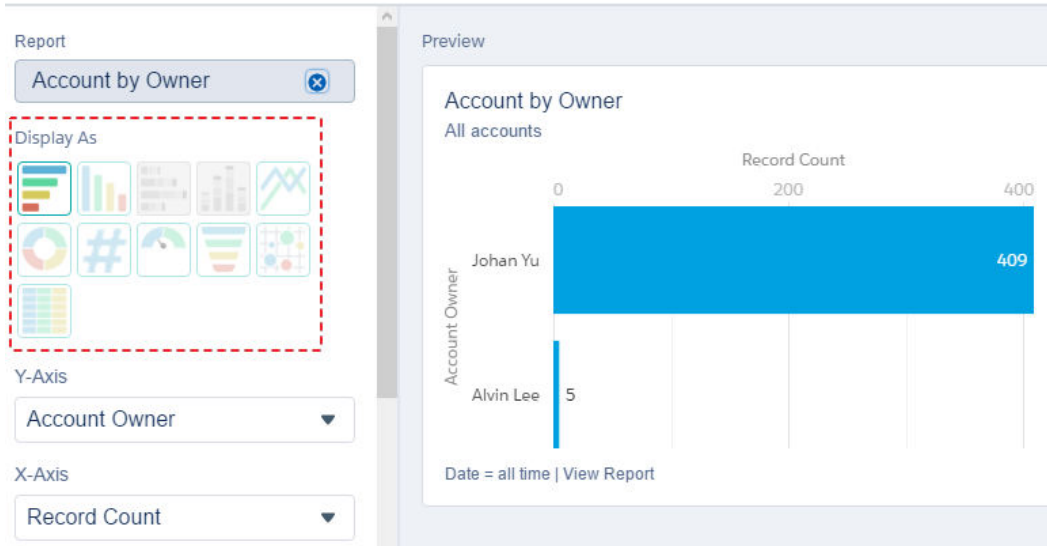
*Folder

- Private Dashboards
- APAC Dashboard
- Asia Sales
- Company Dashboards

Asia Sales

Cancel Save

Edit Component





DASHBOARD

Asia Opportunity

As of May 17, 2017 1:18 PM-Viewing as Johan Yu

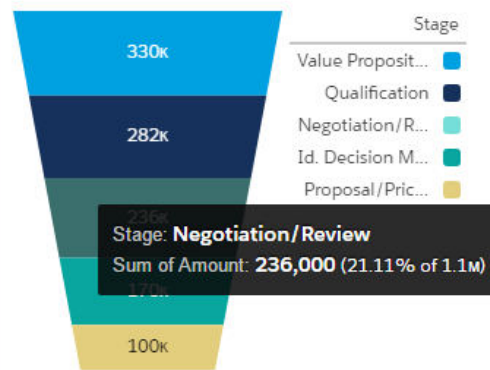
Pipeline by Stage



STAGE	SUM OF AMOUNT
Value Proposition	\$330,000.00
Qualification	\$282,000.00
Negotiation/Review	\$236,000.00
Id. Decision Makers	\$170,000.00
Proposal/Price Quote	\$100,000.00

[View Report](#)

Pipeline by Stage and Owner



[View Report](#)



DASHBOARD

Asia Opportunity

As of May 17, 2017 9:58 PM-Viewing as Johan Yu

This Year - Won Opportunity



[View Report](#)

Pipeline by Stage and Owner



[View Report](#)

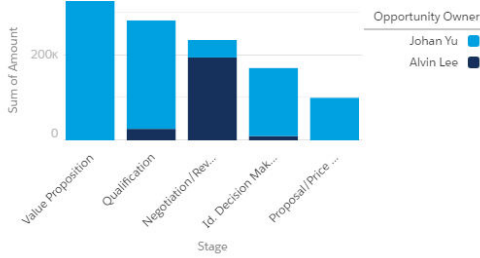


DASHBOARD

Asia Opportunity

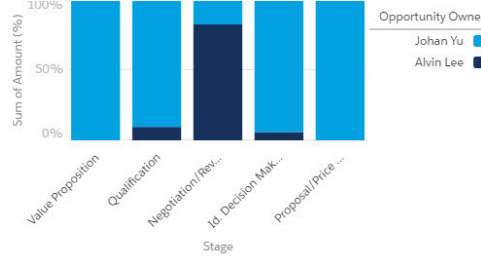
As of May 17, 2017 9:58 PM-Viewing as Johan Yu

Pipeline by Stage and Owner



[View Report](#)

Pipeline by Stage and Owner



[View Report](#)

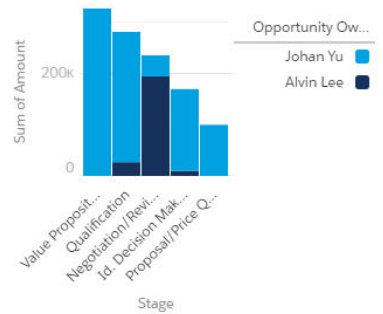


DASHBOARD

Asia Opportunity

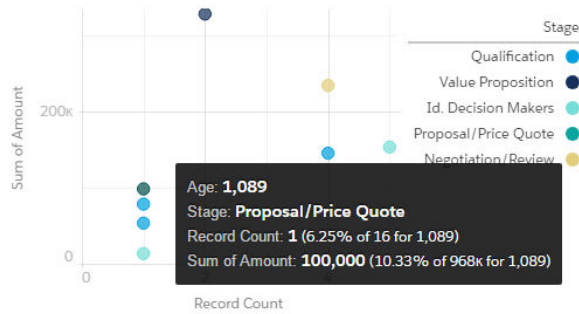
As of May 17, 2017 9:58 PM-Viewing as Johan Yu

Pipeline by Stage and Owner

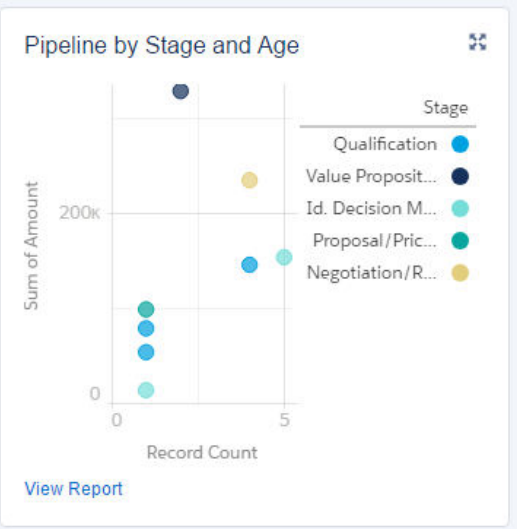


[View Report](#)

Pipeline by Stage and Age



[View Report](#)




Edit Component

Report

Top 5 Customers by Employee ✕

Display As

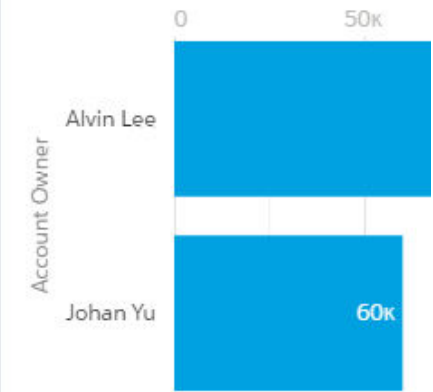


Y-Axis

Account Owner ▼

Preview

Top 5 Customers by Employee



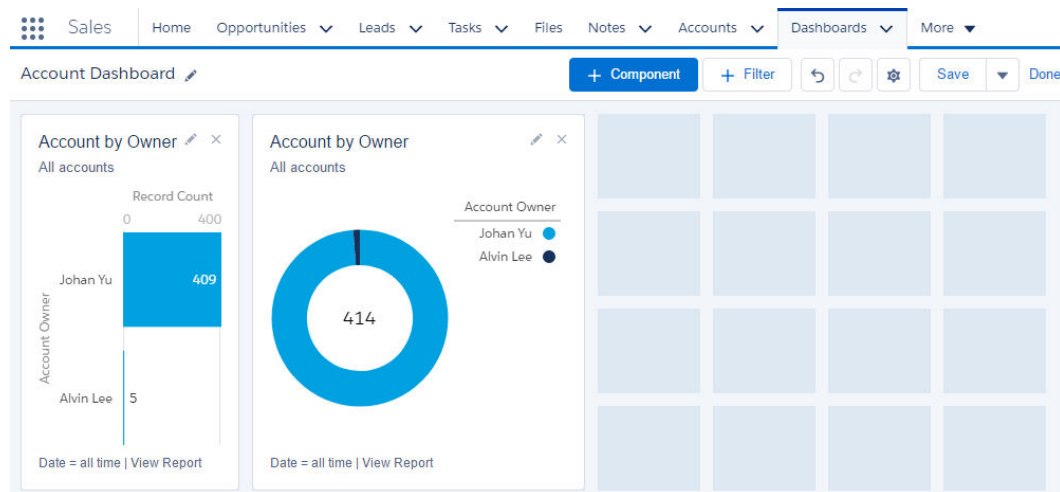
Account Owner	Value
Alvin Lee	50k
Johan Yu	60k

Chapter 10: Learning Advanced Dashboard Configuration

Home Opportunities Leads Tasks Files Notes Dashboards More

New Dashboard New Folder

DASHBOARD NAME	DESCRIPTION	FOLDER	LAST MODIFIED BY	
Account Dashboard		Company Dashboards	Johan Yu	
Asia Opportunity		Asia Sales Dashboard	Johan Yu	View
Global Opportunity		Asia Sales Dashboard	Johan Yu	Edit
My Dashboard		Asia Sales Dashboard	Johan Yu	Delete



Add Component

Report: Account by Type

Display As: [Icons]

Y-Axis: Type

X-Axis: Record Count

Show Values

Sort Rows By: Value Descending

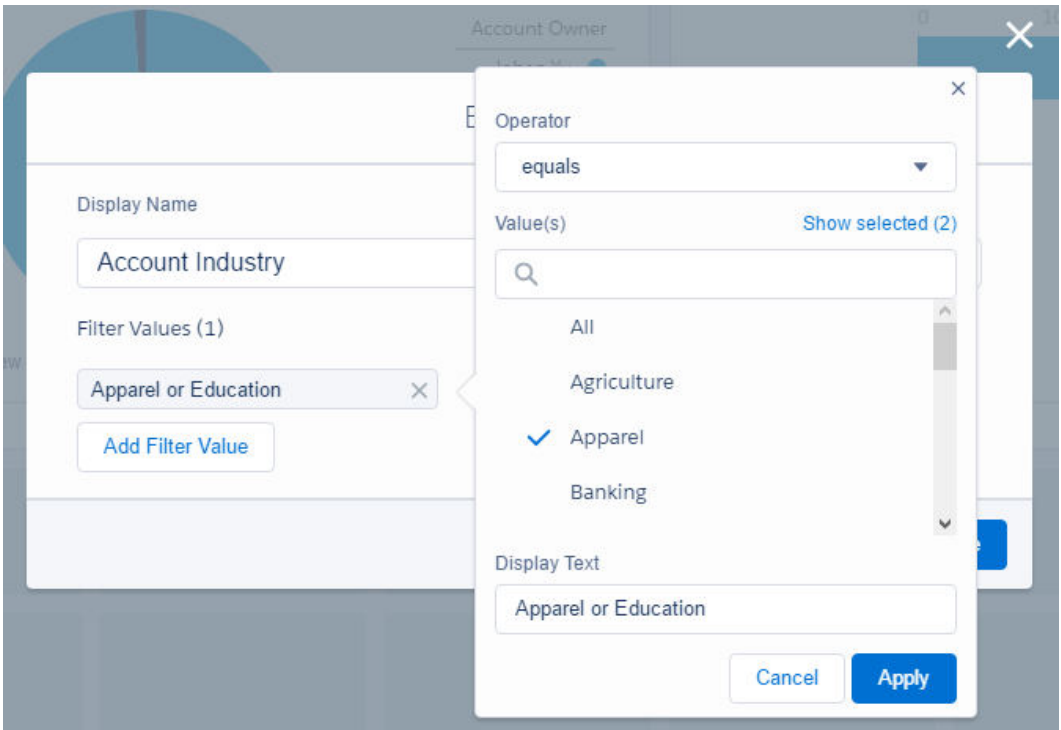
Max Values Displayed: 100

Preview: Account by Type

Type	Record Count
Customer - Direct	397
Customer - Channel	6
Prospect	2

View Report

Buttons: Cancel, Add



owner Account by Type

Add Filter

* Field
Industry X

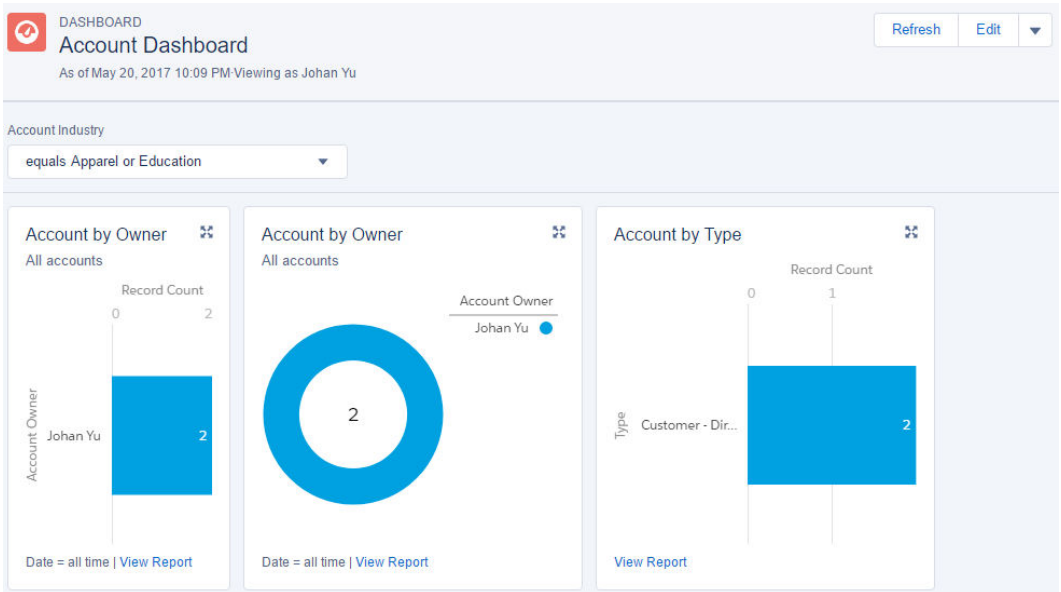
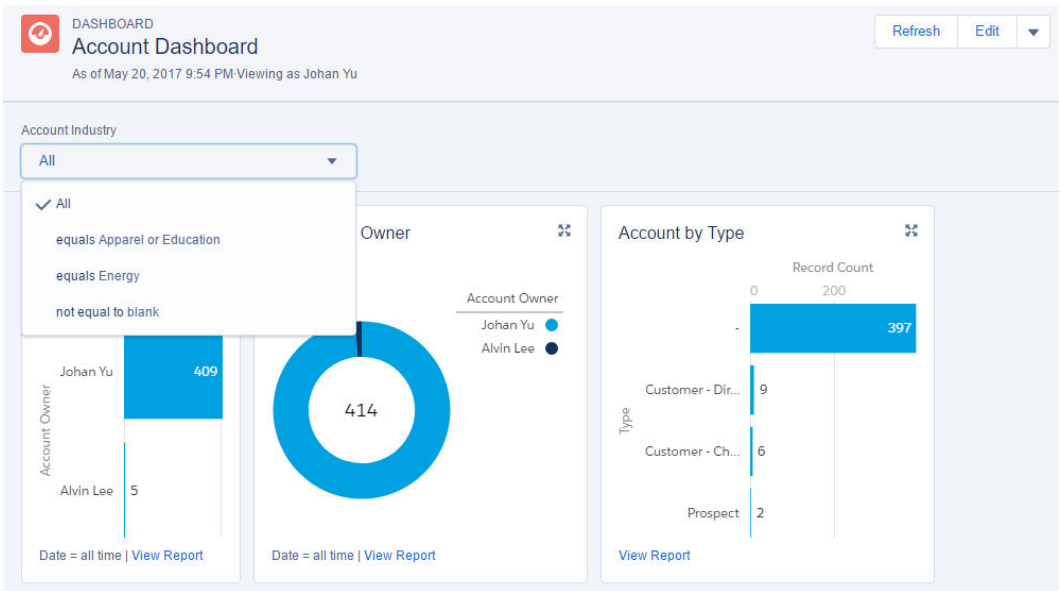
Display Name
Account Industry

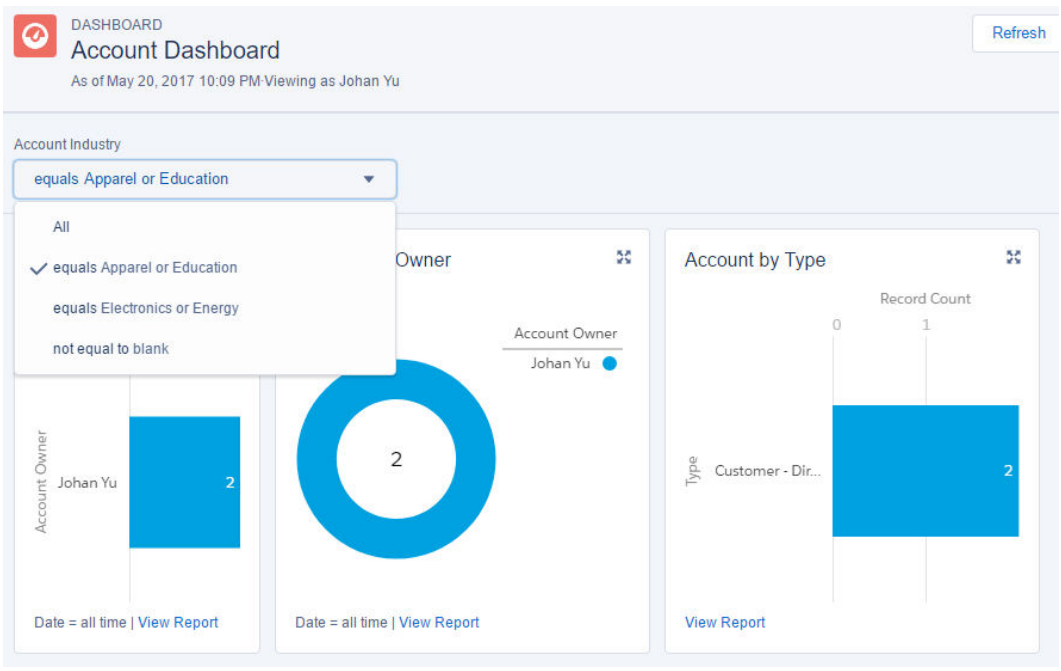
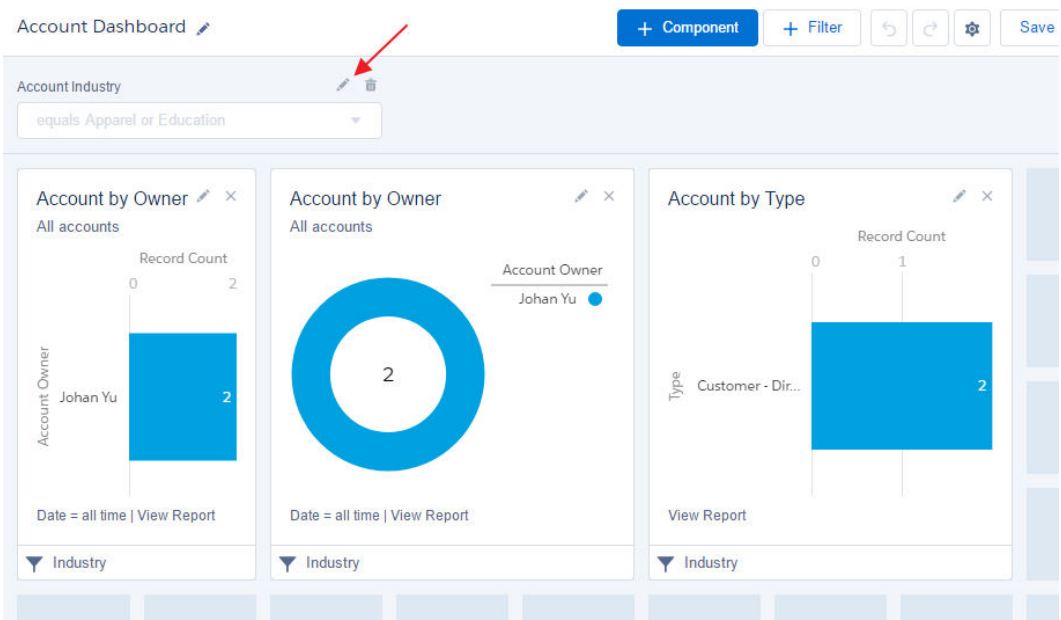
Filter Values (3)

- Apparel or Education X
- Energy X
- blank X

Add Filter Value

Cancel Add





ner ✎ ✕ Account by Type ✕

Properties

*** Name**

Description

*** Folder**

View Dashboard As

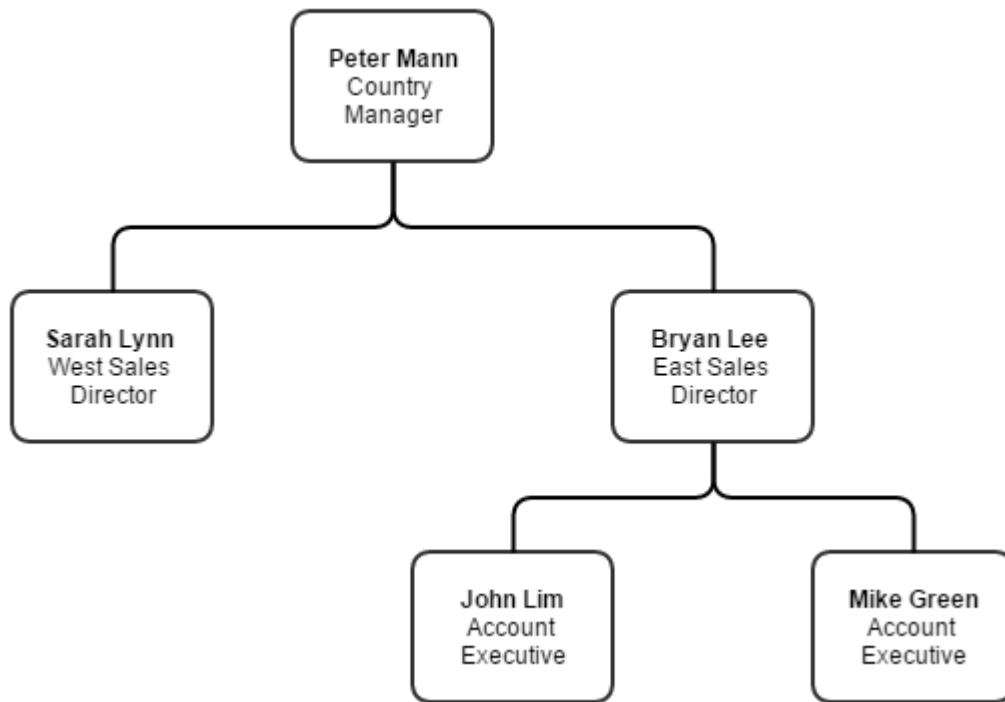
Me

A specified user

The logged in user

Allow dashboard viewers to change this (dynamic dashboard)

Cancel Save



✕

Properties

Name

Description

***Folder**

View Dashboard As

- Me
- A specified user
- The logged in user
- Allow dashboard viewers to change this (dynamic dashboard)

Search Salesforce

Sales Home Opportunities Leads Tasks Files Notes Accounts Contacts

DASHBOARD Account Dashboard
As of May 21, 2017 5:40 PM-Viewing as **Johan Yu**

Account Industry: All

Account by Owner

All accounts

Account Owner	Record Count
Johan Yu	409
Alvin Lee	5

Date = all time | View Report

Account by Owner

All accounts

414

409

Account Owner

- Johan Yu
- Alvin Lee

Date = all time | View Report

Account by Type

All accounts

Type	Record Count
Customer - Direct	397
Customer - Channel	9
Prospect	6
Prospect	2

Date = all time | View Report

Alvin Lee
gs0.salesforce.com
Settings Log Out

Quick Find

USERNAMES

- ...
- ...
- ...

18 More Usernames

OPTIONS

Add Username

DASHBOARD Account Dashboard
As of May 21, 2017 8:29 PM-Viewing as **Johan Yu Change**

Account Industry: All

Account by Type

All accounts

Type	Record Count
Customer - Direct	397
Customer - Channel	9
Prospect	6
Prospect	2

Date = all time | View Report

Account by Owner

All accounts

414

408

Account Owner

- Johan Yu
- Alvin Lee

Date = all time | View Report



DASHBOARD

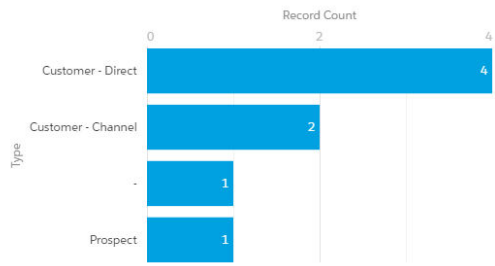
Account Dashboard

As of May 21, 2017 8:29 PM Viewing as Alvin Lee [Change](#)

Account Industry

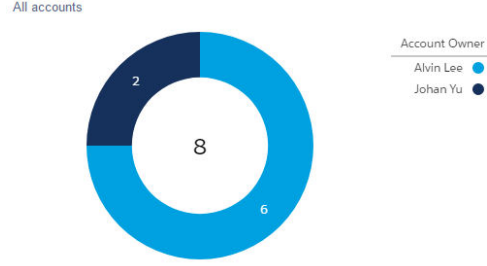
All

Account by Type



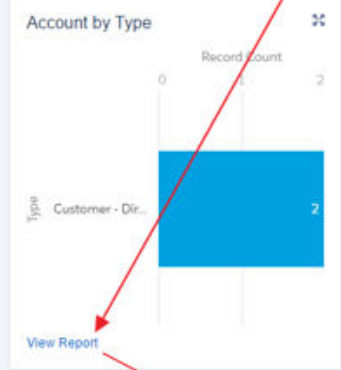
[View Report](#)

Account by Owner

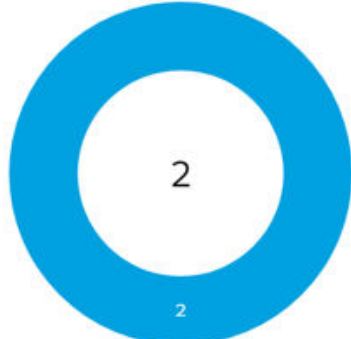


Date = all time | [View Report](#)

Account Industry
 equals Apparel or Education



Total Records
 2




Filters

Show Me
 All accounts

Created Date
 All time

Linked Filters
 Industry equals Apparel, Education

TYPE ↑	ACCOUNT OWNER	ACCOUNT NAME	LAST MODIFIED DATE	CREATED DATE	CREA
Customer - Direct (2 records)	Johan Yu	Burlington Textiles Corp of America	5/4/2017	5/24/2014	Johan
	Alvin Lee	University of Arizona	5/21/2017	5/24/2014	Johan
GRAND TOTAL (2 RECORDS)					



Salesforce CRM Dashboards

Great dashboard pack to get you started.

★★★★★ (14)

Free - *Details below*

[OVERVIEW](#) [DETAILS](#) [REVIEWS \(14\)](#) [PROVIDER](#)

Save

Get It Now

App by Salesforce Labs

Your one stop shop for GREAT example dashboards. Includes dashboards for Executives, Reps, Sales, Support and more. Checkout the documentation for details.

RELEASED

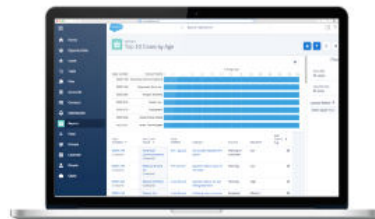
6/27/2011

PRICING

Free

CATEGORIES

[Analytics](#)



Salesforce CRM Dashboards in Lightning

Salesforce CRM Dashboards

Great dashboard pack to get you started.

★★★★★ (14)

Free - *Details below*


OVERVIEW DETAILS REVIEWS **14** PROVIDER

Save

Get It Now

How would you like to continue?

 **Install in production**
Includes active, trial or developer orgs

 **Install in Sandbox**
Test in a copy of your production org

Installed Packages

On Force.com AppExchange you can browse, test drive, download, and install pre-built apps and components right into your salesforce.com environment. [Learn More about Installing Packages.](#)

Apps and components are installed in packages. Any custom apps, tabs, and custom objects are initially marked as "In Development" and are not deployed to your users. This allows you to test and customize before deploying. You can deploy the components individually using the other features in setup or as a group by clicking Deploy.

Depending on the links next to an installed package, you can take different actions from this page.

To remove a package, click Uninstall. To manage your package licenses, click Manage Licenses.

Action	Package Name	Publisher	Version Number	Namespace Prefix	Install Date	Limits
Uninstall	RestExplorer	SFDC	1.7		9/26/2014 5:12 PM	✓
Uninstall	Salesforce Connected Apps	Salesforce.com	1.7	sf_com_apps	10/16/2014 11:41 AM	✓
	Description This package contains Connected Applications for all the officially supported Salesforce client applications such as Touch, Salesforce for Outlook, Sa...					
Uninstall	Salesforce1 and Chatter Apps	Salesforce.com	1.8	sf_chtr_apps	12/24/2014 12:27 PM	□
	Description This package contains Connected Applications for all the officially supported Salesforce1 and Chatter applications on your desktop and mobile devices!					
Uninstall	Salesforce.com CRM Dashboards	salesforce.com	1.0		5/21/2017 10:03 PM	✓
	Description Salesforce.com CRM Dashboards					
Uninstall	Calculator Component	salesforce	1.45	ACalculator	6/5/2016 8:05 AM	□

SETUP
Package Manager

Sales Executive Dashboard	Dashboard
Service Executive Overview	Dashboard
Agent Supervisor Overview	Dashboard
Salesperson Dashboard	Dashboard
Sales and Marketing Dashboard - Reports	Report Folder
Best Practice Service Dashboards	Dashboard Folder
Example Sales and Marketing Dashboards	Dashboard Folder
High Priority Open Cases by Account	Report
Sales Tools	Document Folder

DASHBOARD
Global Sales (YTD)
 As of Jul 1, 2017 7:20 PM Viewing as Johan Admin

[+ Follow](#) [Refresh](#) [Edit](#)

Won Opportunities (YTD)

237k (53%)
 (150k to 300k)

[View Report](#)

Won Opportunities by Month (YTD)

Month	Sum of Amount (USD)
January 2017	93k
February 2017	50k
March 2017	14k
April 2017	18k
May 2017	40k
June 2017	22k

[View Report](#)

Won Opportunities by Sales Rep (YTD)

Opportunity Owner	Sum of Amount (USD)
Jin Chang	93k
Johan Admin	50k
Diego Cruz	40k
Darius Scheidel	22k
Karen Adams	18k
Veronica Myers	14k

[View Report](#)

Pipeline for 120 days by Stage

Month	Stage	Sum of Amount (USD)
July 2017	Prospecting	113k
	Qualification	151k
	Needs Analysis	143k
	Value Proposition	145k
	Id. Decision Makers	172k
	Perception Analysis	87k
	Proposal/Price Quote	14k
	Negotiation/Review	17k
August 2017	Prospecting	2.6M
	Qualification	2.7M
	Needs Analysis	187k
	Value Proposition	178k
	Id. Decision Makers	153k
	Perception Analysis	88k
	Proposal/Price Quote	14k
	Negotiation/Review	17k
September 2017	Prospecting	5.5M
	Qualification	4.7M
	Needs Analysis	2M
	Value Proposition	61k
	Id. Decision Makers	23k
	Perception Analysis	4.9M
	Proposal/Price Quote	14k
	Negotiation/Review	17k
October 2017	Prospecting	2.7M
	Qualification	2M
	Needs Analysis	92k
	Value Proposition	600
	Id. Decision Makers	600
	Perception Analysis	2.4M
	Proposal/Price Quote	14k
	Negotiation/Review	2.3M

[View Report](#)

Expired Pipeline
 This needs to be clean!

Stage	Record Count
Prospecting	22
Qualification	15
Needs Analysis	25
Value Proposition	55
Id. Decision Makers	32
Perception Analysis	35
Proposal/Price Quote	32
Negotiation/Review	13
Negotiation/Review	39

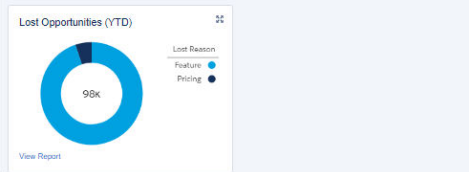
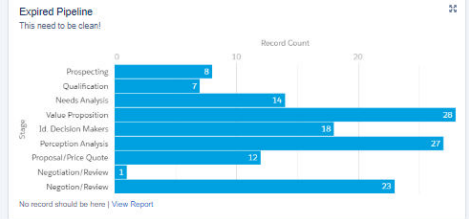
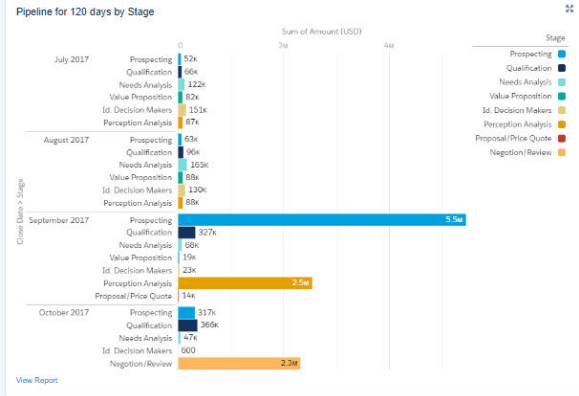
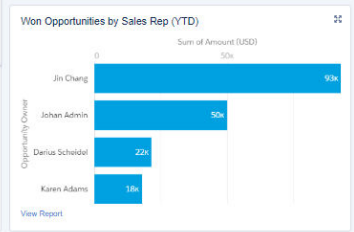
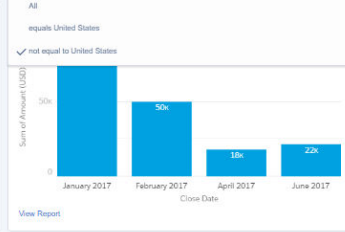
No record should be here | [View Report](#)

Lost Opportunities (YTD)

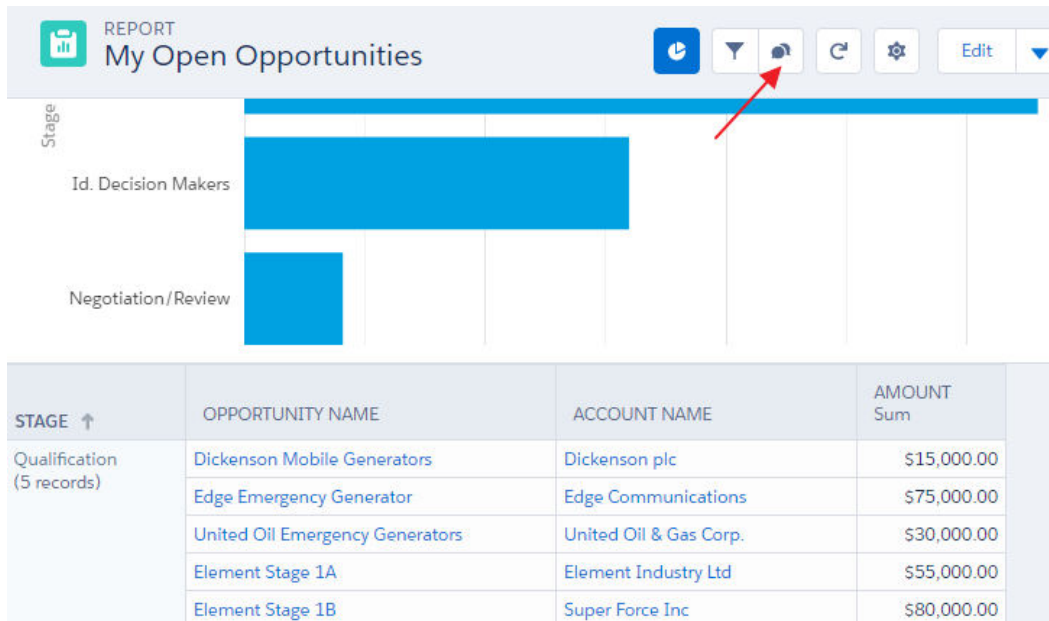
140K

[View Report](#)

Industry: All Billing Country: not equal to United States



Chapter 11: Advanced Tips and Tricks for Reports and Dashboards





Feed Tracking

[Help for this Page](#)

Enable feed tracking for objects so users can follow records of that object type. Select fields to track so users can see feed updates when those fields are changed on records they follow.

Contract	
Customer	
Dashboard	
Event	
Feedback Request	
Goal	0 Fields
Group	7 Fields
Invoice	
Invoice 2	
Lead	3 Fields
Metric	0 Fields
Opportunity	5 Fields
Order	
Order Product	
Performance Cycle	
Policy	
Product	
Report	
Service	

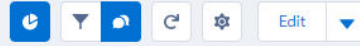
Fields in reports

Enable Feed Tracking [Restore Defaults](#)

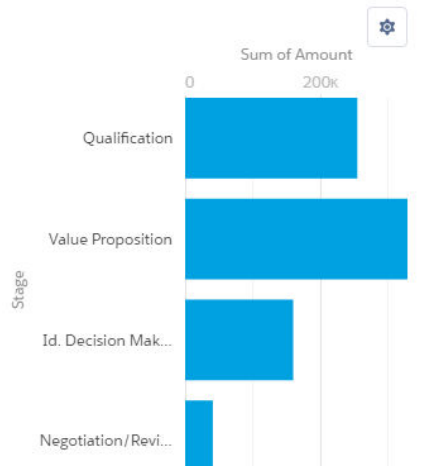
You can select up to 3 fields.

Description	<input checked="" type="checkbox"/>	Report Name	<input checked="" type="checkbox"/>
Report Unique Name	<input checked="" type="checkbox"/>		

REPORT
My Open Opportunities



Total Records: 14
Total Amount: \$786,000.00



Chatter

Post Poll

To this report

B *I* U ~~ABC~~ **Ix**

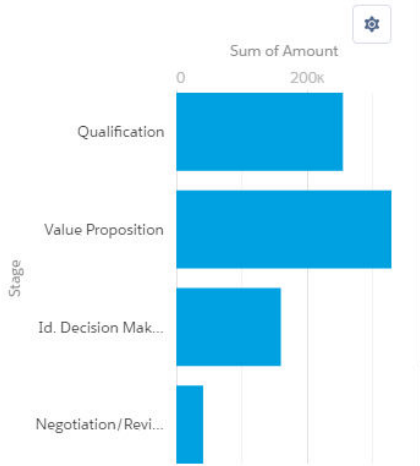
Share

Latest Posts

REPORT
My Open Opportunities

Edit

Total Records: 14
Total Amount: \$786,000.00



STAGE ↑	OPPORTUNITY NAME	ACCOUNT
Qualification (5 records)	Dickenson Mobile Generators	Dickenson
	Edge Emergency Generator	Edge Comr
	United Oil Emergency Generators	United Oil

Chatter

To: this report

B I U ↺ ↻ ↵ ☰ ☱ 📎 👤

[Share](#)

Latest Posts ▾

My Open Opportunities – Johan Yu
 3m ago

@Alvin Lee check this report!

Like Comment 1 comment

Alvin Lee
 looks **good!**
 Like · 2m ago

REPORT
All Open Opportunities

Total Records: 19 Total Amount: \$1,118,000.00

Untitled

Sum of Amount

0 200k

Qualification

Value Proposition

Id. Decision Mak...

Proposal/Price Q...

Negotiation/Revi...

Chatter

Post Poll

Share an update... Share

Latest Posts Search this feed

Johan Yu updated this record. 3m ago

Report Name
My Open Opportunities to All Open Opportunities

Report Unique Name
My_Open_Opportunities1 to All_Open_Opportunities

Like Comment

SETUP
Feed Tracking

Feed Tracking [Help for this Page](#)

Enable feed tracking for objects so users can follow records of that object type. Select fields to track so users can see feed updates when those fields are changed on records they follow.

Object	Tracked
Account	2 Fields
Asset	
Asset Relationship	
Campaign	
Case	2 Fields
Claim	
Claim Payment	
Coaching	0 Fields
Contact	3 Fields
Content Document	0 Fields
Contract	
Customer	
Dashboard	5 Fields
Event	

Fields in dashboards

Save Cancel Enable Feed Tracking Restore Defaults

You can select up to 5 fields.

Dashboard Running User	<input checked="" type="checkbox"/>	Dashboard Unique Name	<input checked="" type="checkbox"/>
Description	<input checked="" type="checkbox"/>	Title	<input checked="" type="checkbox"/>
Using Grid Layout	<input checked="" type="checkbox"/>		



DASHBOARD

Account Dashboard

+ Follow



Refresh

Edit

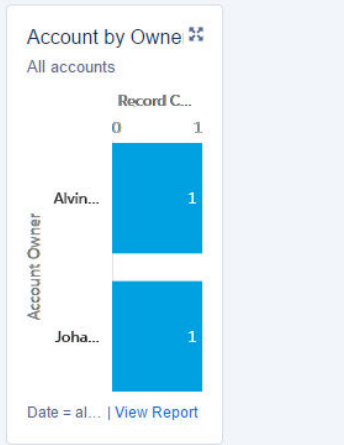
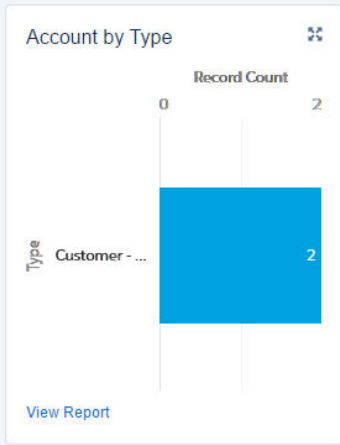


⚠ Last refreshed 1 days ago. Refresh this dashboard to see the latest data.
As of May 21, 2017 9:32 PM Viewing as Johan Yu-Change



Account Industry

equals Apparel or Education



DASHBOARD
Account Dashboard

⚠ Last refreshed 1 days ago. Refresh this dashboard to see the latest data.
As of May 21, 2017 9:32 PM Viewing as Johan Yu Change

Account Industry
equals Apparel or Education

Account by Type

View Report

Account by Owner
All accounts

Date = all time | View Report

Chatter →

Post Poll

What would you like to ask? Ask

Latest Posts ▾ ↻

Account Dashboard - Johan Yu
Just Now

Do you think this new dashboard design is better than previous one?
Feel free to comment if you have other idea.

cc: @Alvin Lee

Yes

No

Similar

Vote View results

👍 Like 💬 Comment

Write a comment...

Sales Home Opportunities ▾ Leads ▾ Tasks ▾ Files Notes ▾ Accounts ▾ More ▾

DASHBOARD
Account Dashboard

This dashboard contain all items related to Account
As of May 23, 2017 12:58 PM Viewing as Johan Yu Change

Account Industry
equals Apparel or Education

Account by Type

Account by Owner
All accounts

Chatter →

Post Poll

Share an update... Share

Latest Posts ▾ ↻

Johan Yu updated this record.
2m ago

Description
A blank value to This dashboard contain all items related to Accounts

👍 Like 💬 Comment

Write a comment...

- What I Follow
- To Me
- Bookmarked
- Company Highlights
- STREAMS +
You don't have any streams yet. Try creating one!
- RECENT GROUPS +
Test 1

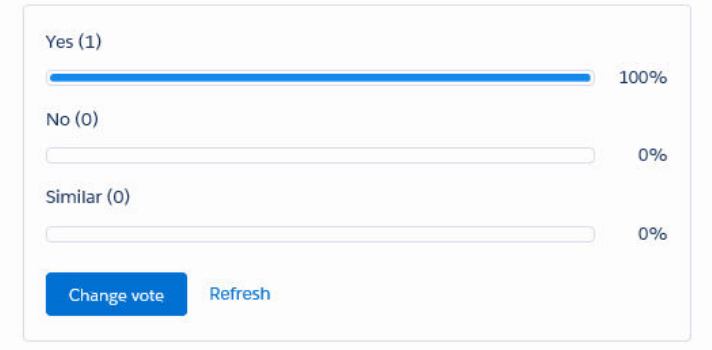
[Post](#) Poll

Top Posts

 **Account Dashboard – Johan Yu** 30m ago

Do you think this new dashboard design is better than previous one?
Feel free to comment if you have other idea.

cc: @Alvin Lee



Seen by 1

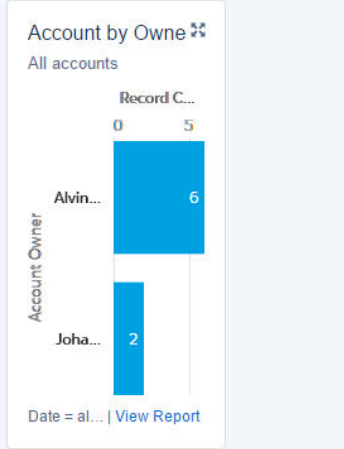
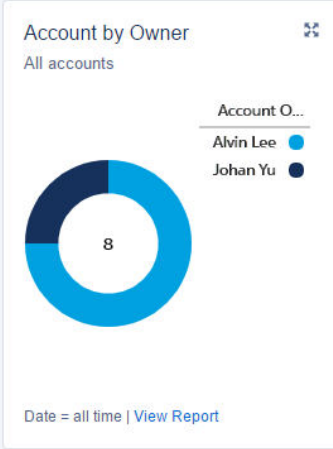

DASHBOARD
Account Dashboard
 This dashboard contain all items related to Accounts

⚠ Last refreshed 1 days ago. Refresh this dashboard to see the latest data.
 As of May 21, 2017 8:29 PM-Viewing as Alvin Lee

[+ Follow](#) [Refresh](#)

Account Industry

All



Chatter

Groups ▾

Opportunities ▾

Leads ▾

Tasks ▾

Files

Notes ▾

Poll

Post

What would you like to ask?

Ask

Top Posts ▾

Search this feed



Account Dashboards – Johan Yu

7h ago



Team, check out this dashboard!



Like



Comment



Write a comment...

Share Snapshot

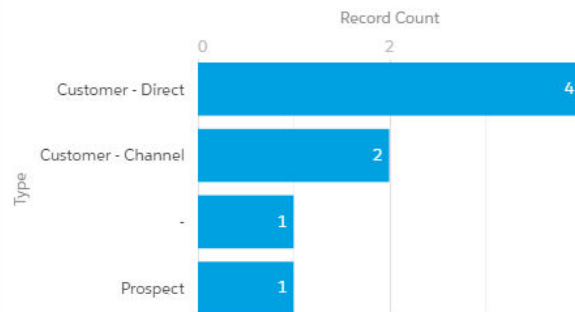
Share With

- This dashboard
- A group
- My followers

Message

–
Snapshot from Account Dashboards

Account by Type



May 21, 2017 8:29 PM - Viewing as Alvin Lee

Private Your post will be visible to people with access to this dashboard.

Cancel

Post

CHATTER

ENGAGEMENT

Post

Poll

Share an update...

Most Recent Activity ▼



Johan Yu
15m ago

Guys, check this chart!

—

Snapshot from Account Dashboards

<https://gs0.lightning.force.com/one/one.app#/sObject/01ZB0000000P3fPMAS/view>



Like

Comment

Share



Write a comment...

gs0.lightning.force.com/one/one.app#/sObject/00OB0000001sBuoMAE/view

Search Salesforce

Sales Home Chatter Groups Opportunities Leads Tasks Reports More

REPORT Account Name Report

Total Records 414

ACCOUNT OWNER	ACCOUNT NAME	TYPE	RATING	LAS
Johan Yu	PMA Manufacturing	Prospect	-	
Johan Yu	GenePoint	Customer - Channel	Cold	
Alvin Lee	United Oil & Gas, UK	Customer - Direct	-	
Johan Yu	United Oil & Gas, Singapore	Customer - Direct	-	
Johan Yu	Edge Communications	Customer - Direct	Hot	
Johan Yu	Burlington Textiles Corp of America	Customer - Direct	Warm	
Johan Yu	Pyramid Construction Inc.	Customer - Channel	-	

Filters

- Show Me All accounts
- Created Date All time
- Account Name contains ""

gs0.lightning.force.com/one/one.app#/sObject/00OB0000001sBuoMAE/view?fv0=united

Search Salesforce

Sales Home Chatter Groups Opportunities Leads Tasks Files Notes

REPORT Account Name Report

Total Records 3

ACCOUNT OWNER	ACCOUNT NAME	TYPE	RATING	LAST ACTIVITY	LAST MO
Alvin Lee	United Oil & Gas Corp.	Customer - Direct	Hot		
Johan Yu	United Oil & Gas, Singapore	Customer - Direct	-		
Alvin Lee	United Oil & Gas, UK	Customer - Direct	-		
Grand Total					

Filters

- Show Me All accounts
- Created Date All time
- Account Name contains united

gs0.lightning.force.com/one/one.app#/sObject/00OB0000001s8BuoMAE/view?fv1=customer

Search Salesforce

Sales Home Chatter Groups Opportunities Leads Tasks Files Notes More

REPORT Account Name Report

Total Records: 15

ACCOUNT OWNER	ACCOUNT NAME	TYPE	RATING	LAST A
Johan Yu	GenePoint	Customer - Channel	Cold	
Alvin Lee	United Oil & Gas, UK	Customer - Direct	-	
Johan Yu	United Oil & Gas, Singapore	Customer - Direct	-	
Johan Yu	Edge Communications	Customer - Direct	Hot	
Johan Yu	Burlington Textiles Corp of America	Customer - Direct	Warm	
Johan Yu	Pyramid Construction Inc.	Customer - Channel	-	
Johan Yu	Dickenson plc	Customer - Channel	-	
Johan Yu	Grand Hotels & Resorts Ltd	Customer - Direct	Warm	

Filters

- Show Me: All accounts
- Created Date: All time
- Account Name: contains ""
- Type: contains customer

Details

Fields & Relationships

Page Layouts

Lightning Record Pages

Buttons, Links, and Actions

Compact Layouts

Object Limits

Record Types

Details

Edit

Description

API Name: Claim__c

Enable Reports:

Custom:

Track Activities:

Singular Label: Claim

Track Field History:

Save Quick Save Preview As... Cancel Undo Redo Layout Properties

Quick Find Related List Name

Account History	Assets	Contacts	Expenses
Account Team	Cases	Content Deliveries	External Sharing
Activity History	Claims	Contracts	Invoice
Approval History	Contact Roles	DupeCatcher Poten...	Notes & Attachments

Fields Buttons Custom Links Actions Expanded Lookups **Related Lists** Report Charts

Mobile Cards (Salesforce1 only) i

Drag expanded lookups and mobile-enabled Visualforce pages here to display them as mobile cards.

Related Lists

Opportunities New

Opportunity Name	Stage
Sample Opportunity Name	Sample Stage

ACCOUNT Electric Inc Limited + Follow Edit Change Owner Delete

Type Phone Website Account Owner Alvin Lee Account Site Industry

DETAILS **RELATED** NEWS CHATTER

Account History (5)

DATE	FIELD	USER	ORIGINAL VALUE	NEW VALUE
5/24/2017 9:10 PM	Account Number	Alvin Lee		8001
5/24/2017 9:10 PM	Account Owner	Johan Yu	Johan Yu	Alvin Lee
5/24/2017 9:09 PM	Account Name	Johan Yu	Electric Inc	Electric Inc Limited
5/24/2017 9:09 PM	Description	Johan Yu		
5/24/2017 9:08 PM	Created.	Johan Yu		

[View All](#)

Account History (3+)

Date: 5/24/2017 9:10 PM
Field: Account Number
User: Alvin Lee
Original Val...
New Value: 8001

Date: 5/24/2017 9:10 PM
Field: Account Owner
User: Johan Yu
Original Val... Johan Yu
New Value: Alvin Lee

Date: 5/24/2017 9:09 PM
Field: Account Name
User: Johan Yu
Original Val... Electric Inc
New Value: Electric Inc Limited

[View All](#)

Approval History (0)



OPPORTUNITY
Link Co 100ha

Account Name Close Date Amount Opportunity Owner
 6/9/2017 \$5,000.00 Alvin Lee



Prosp...

Qualifi...

Needs...

Value ...

Id. De...

Perce...

DETAILS

ACTIVITY

CHATTER

RELATED



Opportunity Field History (1)

DATE	FIELD	USER	ORIGINAL VALUE	NEW VALUE
5/24/2017 9:26 PM	Created.	Alvin Lee		

[View All](#)

Select Report Type

Quick Find

- Accounts & Contacts
 - Accounts
 - Contacts & Accounts
 - Accounts with Partners
 - Account with Account Teams
 - Accounts with Contact Roles
 - Accounts with Assets
 - Contacts with Assets
 - Connections with Accounts
 - Account History
 - Contact History
 - All Accounts

Preview

Account History Report

Edit Date	Field/Event	Old Value	New Value
<input type="checkbox"/> Account Name <u>Genwatt, Inc.</u> (2 records)			
8/1/2007 8:30 AM	Employees	100	250
8/1/2007 8:30 AM	Account Owner	Joe Johnson	Shelly Smith
<input type="checkbox"/> Account Name <u>Acme, Inc.</u> (2 records)			
8/1/2007 8:30 AM	Employees	100	150
8/1/2007 8:30 AM	Account Owner	Joe Johnson	Tom Thompson

Fields All 4 #

Quick Find

Drag and drop to add fields to the report.

- Bucket Fields
 - Add Bucket Field
 - History Data
 - History ID
 - Edited By
 - Edited By Role
 - Edited By Alias
 - Edit Date
 - Parent ID
 - Field / Event
 - Old Value
 - New Value
 - Account Fields
 - Account Owner
 - Account Owner Alias
 - Created By

Filters Add

Show My accounts

Date Field Edit Date Range All Time From To

To add filters, click Add.

Preview Tabular Format Show Remove All Columns

Edited By	Edit Date	Field / Event	Old Value	New Value	Account Owner	Account Name
Novida Lunardi	27/12/2014 16:29	Account Number	5002	-	Novida Lunardi	Kisaran Corp
Novida Lunardi	27/12/2014 16:29	Account Number	5001	5002	Novida Lunardi	Kisaran Corp
Novida Lunardi	27/12/2014 16:29	Industry	-	Engineering	Novida Lunardi	Kisaran Corp
Novida Lunardi	27/12/2014 16:28	Description	-	-	Novida Lunardi	Kisaran Corp
Novida Lunardi	27/12/2014 16:28	Account Number	-	5001	Novida Lunardi	Kisaran Corp
Johan Yu	27/12/2014 16:28	Account Owner	Johan Yu	Novida Lunardi	Novida Lunardi	Kisaran Corp
Johan Yu	27/12/2014 16:27	Created.	-	-	Novida Lunardi	Kisaran Corp

HISTORY ID	PARENT ID	ACCOUNT NAME	EDITED BY	EDIT DATE	FIELD / EVENT	OLD VALUE	NEW VALUE
017B000002TgNh	001B0000005W0QO	Electric Inc Limited	Alvin Lee	5/24/2017 9:10 PM	Account Number	-	8001
017B000002TgFz	001B0000005W0QO	Electric Inc Limited	Johan Yu	5/24/2017 9:10 PM	Account Owner	Johan Yu	Alvin Lee
017B000002TgGcL	001B0000005W0QO	Electric Inc Limited	Johan Yu	5/24/2017 9:09 PM	Description	-	-
017B000002TgGcK	001B0000005W0QO	Electric Inc Limited	Johan Yu	5/24/2017 9:09 PM	Account Name	Electric Inc	Electric Inc Limited
017B000002TgGyA	001B0000005W0QO	Electric Inc Limited	Johan Yu	5/24/2017 9:08 PM	Created.	-	-
017B000002TgGVC	001B0000005W0QJ	Big Inc. Limited	Johan Yu	5/24/2017 9:07 PM	Description	-	-
017B000002TgGVB	001B0000005W0QJ	Big Inc. Limited	Johan Yu	5/24/2017 9:07 PM	Account Name	Big Inc.	Big Inc. Limited
017B000002TgGWA	001B0000005W0QJ	Big Inc. Limited	Johan Yu	5/24/2017 9:07 PM	Created.	-	-


Edit Reporting Snapshot Field Mappings

Save Quick Save Cancel

1. Select Source Report Summary Grouping Level

I = Required Information

You have selected a summary report as your source. Summary report records may be grouped into one to three levels. If your source report has more than one grouping level, select the level at which summary data should be extracted.



Grouping Level

- Grand Summary
- Grouping 1: Stage



REPORT

Opportunity by Stage (for Snapshot)

Total Records Total Amount
40 \$4,511,000.00

STAGE ↑	RECORD COUNT	AMOUNT Sum
Prospecting	1	\$5,000.00
Qualification	6	\$282,000.00
Value Proposition	2	\$330,000.00
Id. Decision Makers	6	\$170,000.00
Proposal/Price Quote	1	\$100,000.00
Negotiation/Review	4	\$236,000.00
Closed Won	20	\$3,388,000.00
GRAND TOTAL	40	\$4,511,000.00

Fields & Relationships (11)

FIELD LABEL	FIELD NAME	DATA TYPE
Created By	CreatedById	Lookup(User)
Currency	CurrencyIsoCode	Picklist
Execution Time	Execution_Time__c	Date/Time
Last Modified By	LastModifiedById	Lookup(User)
Opportunity Snapshot Name	Name	Auto Number
Owner	OwnerId	Lookup(User,Group)
Record Count	Record_Count__c	Number(16, 2)
Running User Id	Running_User_Id__c	Text(255)
Snapshot Name	Snapshot_Name__c	Text(255)
Stage	Stage__c	Text(25)
Total Amount	Total_Amount__c	Currency(16, 2)

Identification [Edit](#) [Delete](#)

Reporting Snapshot Name	Opportunity Snapshot	Next Run	5/26/2017 11:00 AM
Reporting Snapshot Unique Name	Opportunity_Snapshot	Last Run	5/25/2017 11:26 AM
Description	To get daily Opportunity stage information	Created By	Johan Yu , 5/24/2017 9:58 PM
Running User	Johan Yu	Last Modified By	Johan Yu , 5/26/2017 7:33 AM
Source Report	Opportunity by Stage (for Snapshot)	Target Object	Snapshot Opportunity
Group Column	Stage		

Fields from Source Report Opportunity by Stage	Map to	Fields in Target Object Snapshot Opportunity
Execution Time <input type="text"/>	➔	Execution Time (Date/Time)
(No fields with compatible data type)	➔	Object Access Level (Lookup(User Record Access))
(No fields with compatible data type)	➔	Owner (Lookup(User,Group))
Record Count [Record Count] <input type="text"/>	➔	Record Count (Number(18, 0))
Reporting Snapshot Running User <input type="text"/>	➔	Running User Id (Text(255))
Reporting Snapshot Name <input type="text"/>	➔	Snapshot Name (Text(255))
Sales Stage <input type="text"/>	➔	Stage (Text(20))
Amount [Sum] <input type="text"/>	➔	Total Amount (Currency(16, 2))

Schedule Reporting Snapshot

Email Reporting Snapshot
 To me
 To others...

Scheduled Run

Frequency
 Daily
 Weekly
 Monthly
 Every weekday
 Every day

Start []

End []

Preferred Start Time 11:00 PM [Show all available options...](#)

Exact start time will depend on job queue activity.

Identification [Edit](#) [Delete](#)

Reporting Snapshot Name	Opportunity Snapshot	Next Run	27/05/2017 23:00
Reporting Snapshot Unique Name	Opportunity_Snapshot	Last Run	26/05/2017 23:11
Description	Created By Jack Bob , 24/05/2017 22:24		
Running User	Jack Bob	Last Modified By	Jack Bob , 24/05/2017 22:26
Source Report	All Opportunity (Snapshot)	Target Object	Opportunity Snapshot
Group Column	Stage		

[Edit](#) [Delete](#)

Field Mappings [Edit](#) Summary Fields in Source Report: 2 Fields in Target Object: 14

Source Report Column	Target Object Field
Execution Time	Execution Time (Date/Time)
Record Count [Record Count]	Record Count (Number(16, 2))
Reporting Snapshot Running User	Running User Id (Text(255))
Reporting Snapshot Name	Snapshot Name (Text(255))
Stage	Stage (Text(25))
Amount [Sum]	Total Amount (Currency(16, 2))

Schedule Reporting Snapshot [Edit](#) [Schedule Reporting Snapshot Help](#) [?](#)

Frequency	Preferred Start Time	Start Time	End Time
Every day	11:00 PM	24/05/2017	24/06/2017



Wed 24/5/2017 11:11 PM

noreply@salesforce.com on behalf of [Jack Bob](#) <[jackbob@salesforce.com](#)>
Reporting Snapshot: Opportunity Snapshot - Status - Success

To: [jackbob@salesforce.com](#)

The reporting snapshot Opportunity Snapshot ran from 24/05/2017 23:11 to 24/05/2017 23:11. Below are details about the reporting snapshot:

8 records were inserted into the target object from the source report

0 records failed to load into the target object from the source report

The following fields on the target object could not be mapped: null

The status of the reporting snapshot is: Success

You can obtain further details by viewing the reporting snapshot's run detail page, or by clicking this link: <https://ap1.salesforce.com/0A890000000M2WS>. If you are not currently logged into salesforce.com, you will be asked to do so to view the reporting snapshot's run detail page.

Thank you,

salesforce.com

Schedule Reporting Snapshot [Edit](#) [Schedule Reporting Snapshot Help ?](#)

Frequency	Preferred Start Time	Start Time	End Time
Every day	11:00 PM	24/05/2017	24/06/2017

Run History [Run History Help ?](#)

Run Start Time	Source Report	Running User	Target Object	Total Run Time	Records Created in Target Object	Result
26/05/2017 23:11	All Opportunity (Snapshot)	Jack Bob	Opportunity Snapshot	0 minutes	8	Success
25/05/2017 23:11	All Opportunity (Snapshot)	Jack Bob	Opportunity Snapshot	0 minutes	8	Success
24/05/2017 23:11	All Opportunity (Snapshot)	Jack Bob	Opportunity Snapshot	0 minutes	8	Success

View: [All Jobs](#) [Edit](#) [Create New View](#)

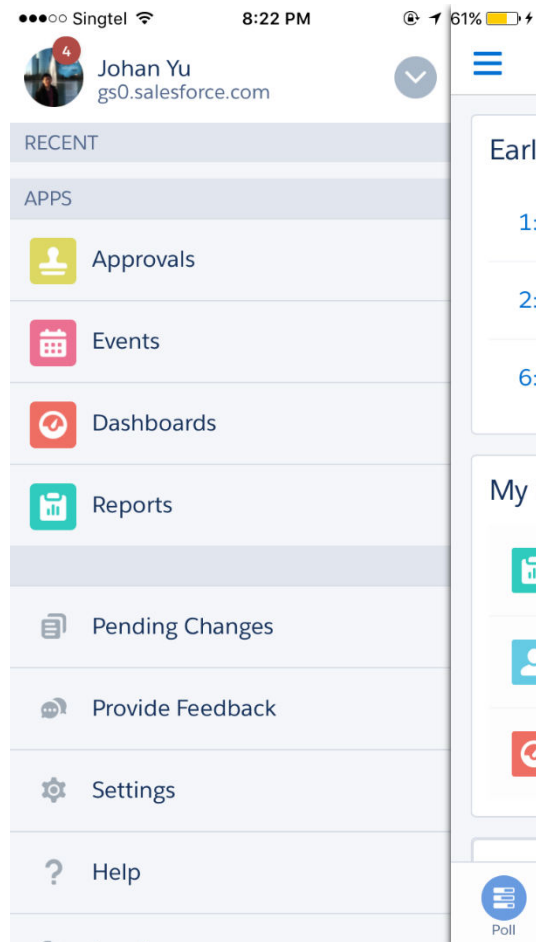
A | B | C | D | E | F | G | H | I | J | K | L | M | N | O | P | Q | R | S | T | U | V | W | X | Y | Z | Other | **All**

Action	Job Name	Submitted By	Submitted	Started	Next Scheduled Run	Type
Manage Del	rollup_m00900000000k9hz	Bob Jack	02/07/2016 07:44	26/05/2017 08:00	27/05/2017 08:00	Scheduled Apex
Manage Del	Rollup Helper Exception Monitor	Rollup Helper	06/01/2016 17:14	26/05/2017 23:00	27/05/2017 23:00	Scheduled Apex
Del	Rollup Batch Agent - Hourly	Rollup Helper	26/05/2017 23:00	27/05/2017 07:00	27/05/2017 08:00	Scheduled Apex
Del	Opportunity Snapshot	Bob Jack	24/05/2017 22:26	26/05/2017 23:11	27/05/2017 23:11	Reporting Snapshot

STAGE ↑	EXECUTION TIME	RECORD COUNT	TOTAL AMOUNT	RUNNING USER ID
Closed Lost (3 records)	24/05/2017 23:11	3.00	USD 9,900.00	00590000000OjrD
	25/05/2017 23:11	3.00	USD 9,900.00	00590000000OjrD
	26/05/2017 23:11	4.00	USD 109,900.00	00590000000OjrD
Closed Won (3 records)	24/05/2017 23:11	25.00	USD 1,092,612.92	00590000000OjrD
	25/05/2017 23:11	25.00	USD 1,092,612.92	00590000000OjrD
	26/05/2017 23:11	25.00	USD 1,092,612.92	00590000000OjrD
Id. Decision Makers (3 records)	24/05/2017 23:11	5.00	USD 208,807.20	00590000000OjrD
	25/05/2017 23:11	5.00	USD 208,807.20	00590000000OjrD
	26/05/2017 23:11	5.00	USD 208,807.20	00590000000OjrD
Needs Analysis (3 records)	24/05/2017 23:11	34.00	USD 565,387.00	00590000000OjrD
	25/05/2017 23:11	35.00	USD 575,387.00	00590000000OjrD
	26/05/2017 23:11	35.00	USD 575,387.00	00590000000OjrD
Negotiation/Review (3 records)	24/05/2017 23:11	2.00	USD 117,500.00	00590000000OjrD
	25/05/2017 23:11	2.00	USD 117,500.00	00590000000OjrD
	26/05/2017 23:11	1.00	USD 17,500.00	00590000000OjrD
Perception Analysis (3 records)	24/05/2017 23:11	2.00	USD 8,499.00	00590000000OjrD
	25/05/2017 23:11	3.00	USD 28,499.00	00590000000OjrD
	26/05/2017 23:11	3.00	USD 28,499.00	00590000000OjrD

Chapter 12: Dashboards and Reports in the Salesforce1 Mobile App

5



Mobile Navigation

[Help for this Page](#) ?

Add Salesforce productivity items, smart search items, Visualforce tabs, or Lightning Page tabs to the Salesforce1 navigation menu.

When organizing the menu items, put the items that users will want most at the top. The first item in the Selected list becomes the Salesforce1 landing page for users. The Smart Search Items element can expand into a set of eight or more menu items in Salesforce1, and it may push other elements below the scroll point if you put it near the top of the menu. Anything you put below the Smart Search Items element will appear in the Apps section of the navigation menu.

The Today menu item is only available for the Salesforce1 downloadable app.

Navigation Menu Items

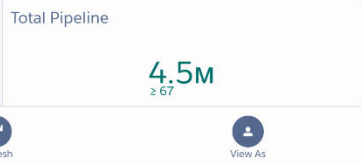
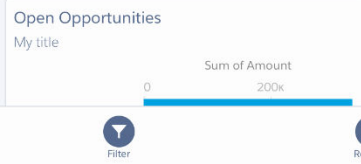
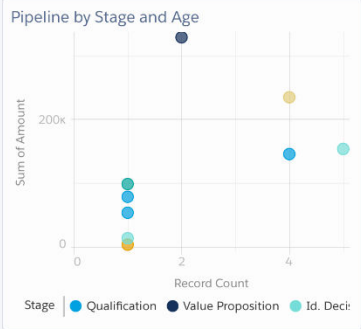
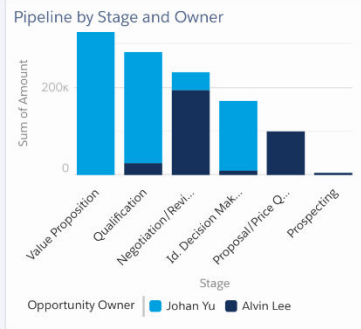
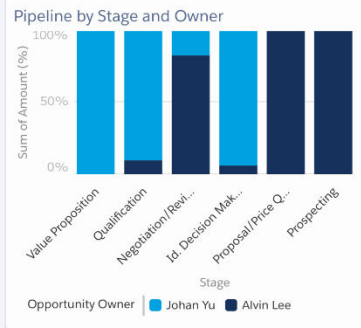
Available		Selected
Notes	Add ▶	Today
News		Chatter
Paused Flow Interviews	Remove ◀	People
Forecasts		Groups
Custom Home		Tasks
		Smart Search Items
		Approvals
		Events
		Dashboards
		Reports

Use SHIFT + click or click and drag to select a range of adjacent items. Use CTRL + click to select multiple items that are not adjacent.



Asia Opportunity (Dynamic)

May 28, 2017 10:05 PM - As Johan Yu





Asia Opportunity

May 20, 2017 6:54 AM · As Johan Yu


Opportunity Won by Month

Refreshing the dashboard involves re-running all the source reports and could take time. Proceed?

Refresh Now

Cancel

Pipeline by Stage and Owner



Filter



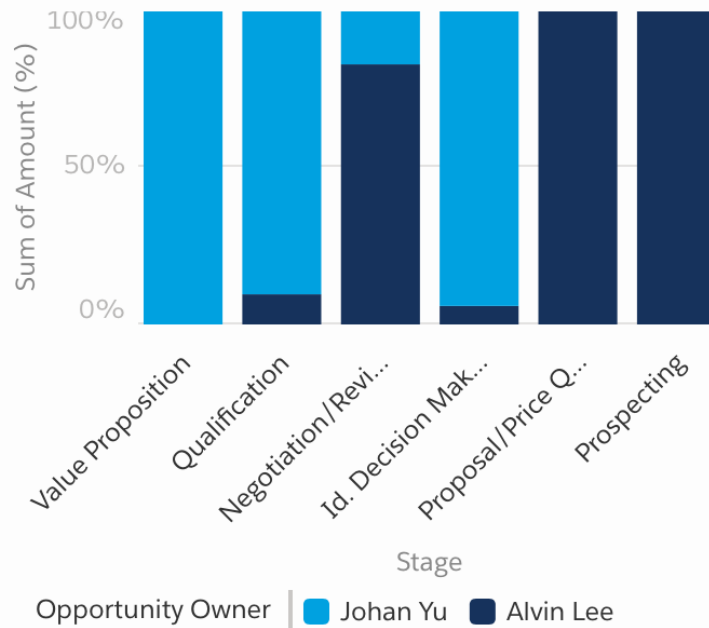
Refresh




Asia Opportunity (Dynamic)

May 28, 2017 5:41 PM · As Johan Yu

Pipeline by Stage and Owner



Opportunity Won by Month



Filter



Refresh



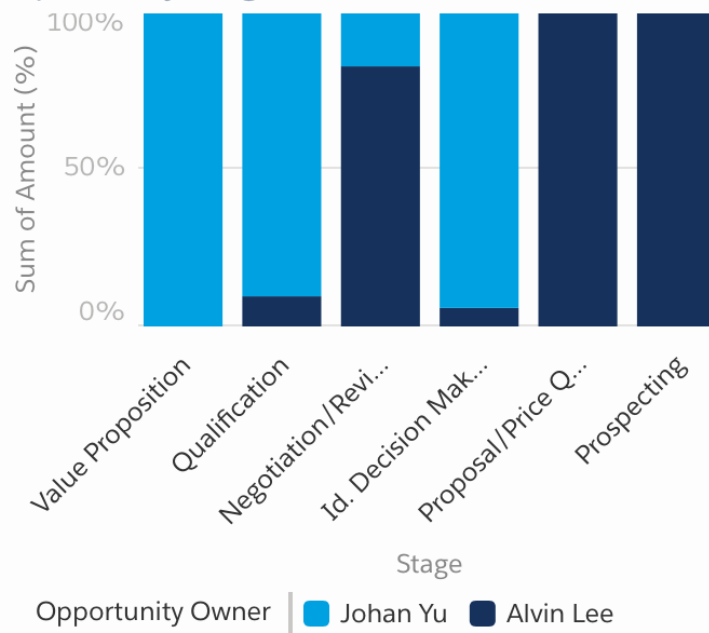
View As



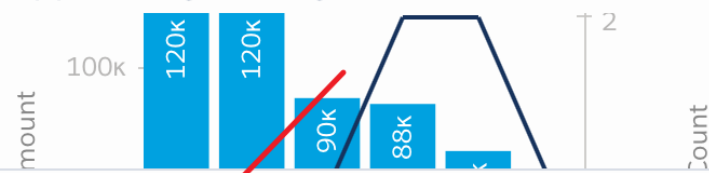
Asia Opportunity

May 28, 2017 5:28 PM · As Johan Yu

Pipeline by Stage and Owner



Opportunity Won by Month



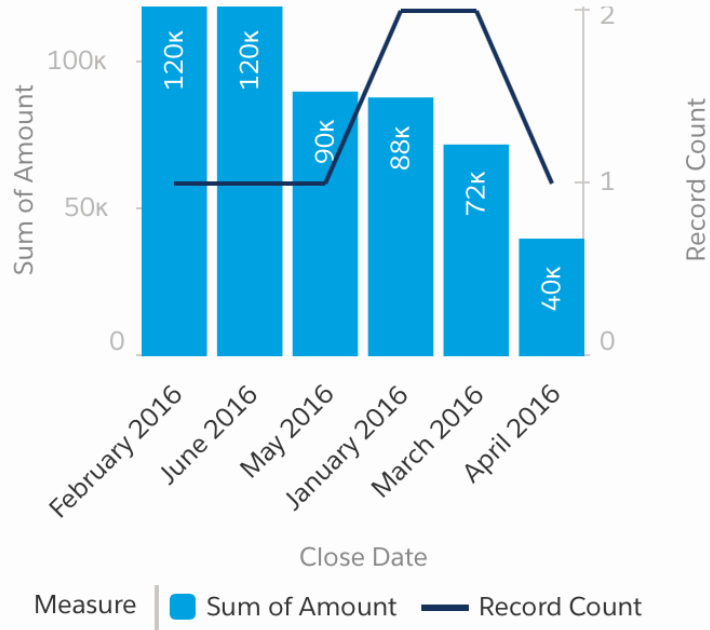
Filter



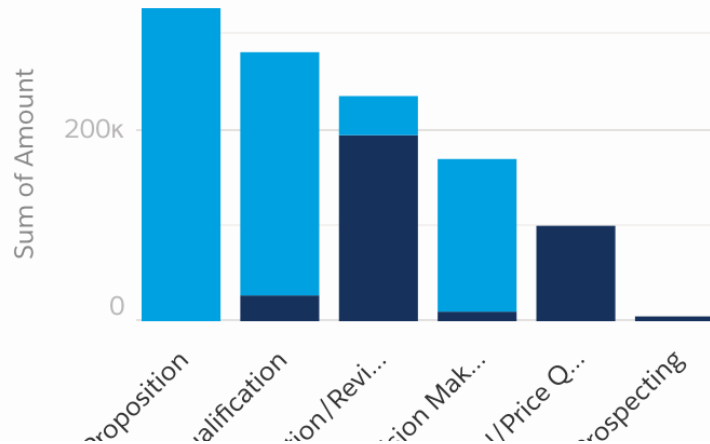
Refresh

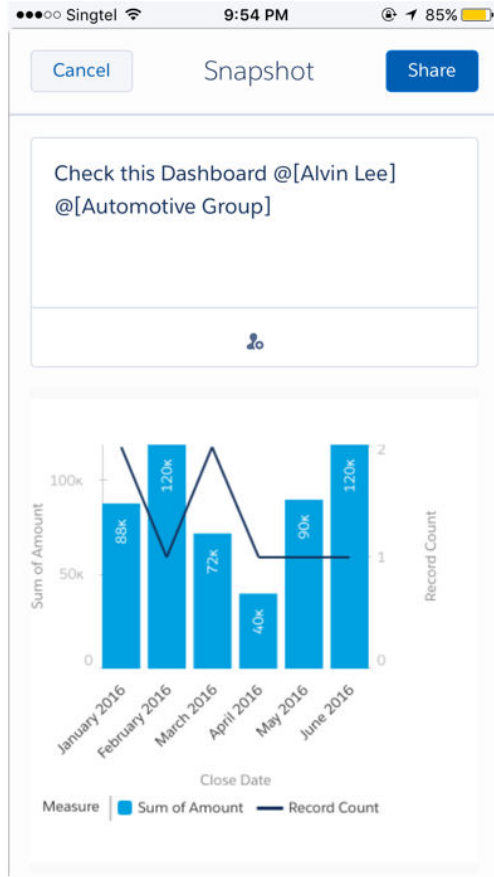


Opportunity Won by Month



Pipeline by Stage and Owner





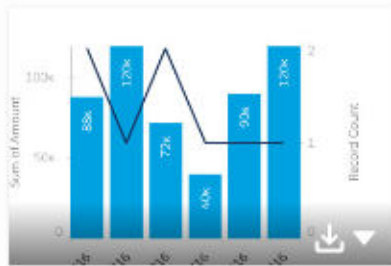


Johan Yu
9m ago

@Automotive Group post to group

Dashboard: Asia Opportunity (Dynamic)

<https://gs0.lightning.force.com/one/one.app#/sObject/01ZB0000000Q8cfMAC/view>

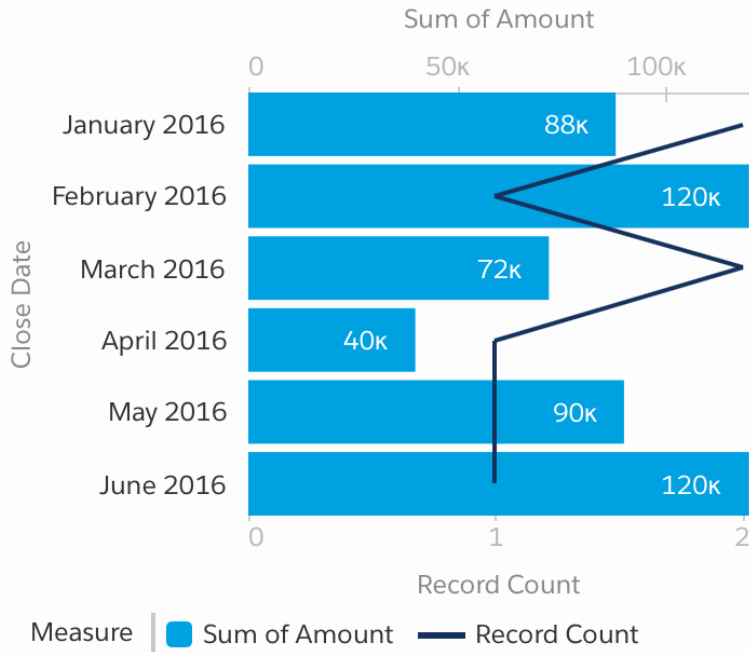


Like

Comment

Share

Opportunity Won by Month



Bar

Column

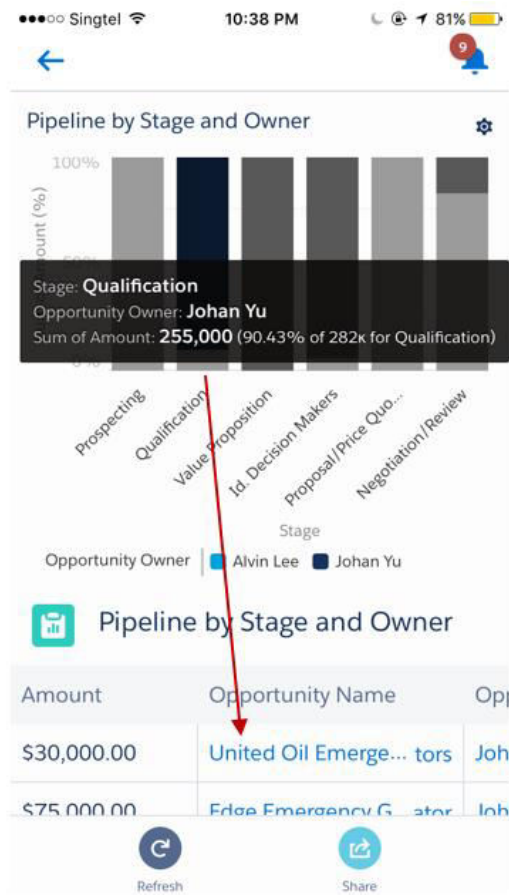
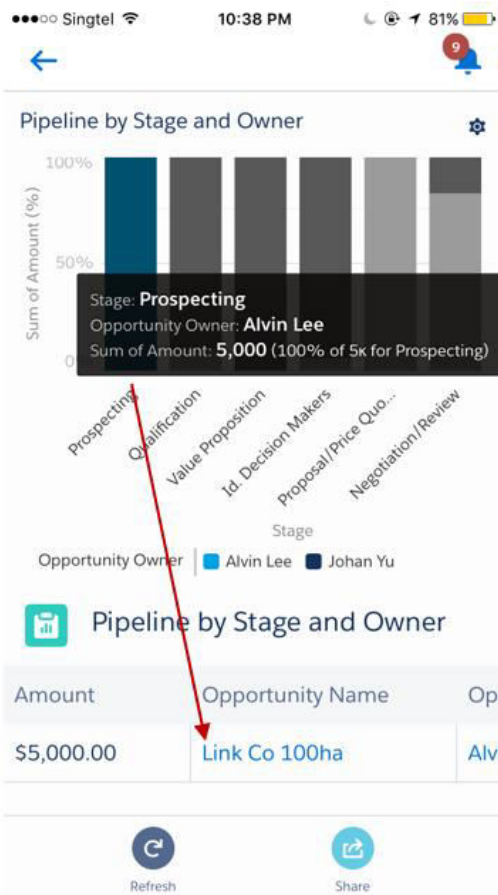
Line

Donut

Funnel

Scatter

Done





Account by Type

Account Own...	Account Name	Last
Johan Yu	GenePoint	5/2
Alvin Lee	United Oil & Gas, UK	4/1
Johan Yu	United Oil & Gas, ... pore	5/2
Johan Yu	Edge Communications	5/4
Johan Yu	Burlington Textiles ... rica	5/4
Johan Yu	Pyramid Constructi...Inc.	5/1
Johan Yu	Dickenson plc	5/2
Johan Yu	Grand Hotels & Re... Ltd	5/4
Johan Yu	Express Logistics a... port	5/4
Alvin Lee	University of Arizona	5/2
Alvin Lee	United Oil & Gas Corp.	5/6
Johan Yu	Super Forge Inc	4/1

