

Chapter 1: Introduction to Pentaho Reporting



Steel Wheels

Steel Wheels, Inc.
Income Statement
From June 1 through June 30, 2005

Revenue		
Direct Sales	400,000	
Channel Sales	150,000	
Total Revenue		\$ 550,000
Beginning inventory	40,000	
Net purchases	325,000	
Ending inventory	35,000	
Gross Margin		\$ 330,000
Cost of goods sold		\$ 220,000
Expenses		
Selling expenses		
Sales salaries	48,000	
Nonrecurring item	12,000	
Other	13,000	
Total Selling expenses		73,000
General and administrative expenses		
Office salaries	27,100	
Depreciation	5,500	
Amortization	3,200	
Bad debt	4,500	
Other	24,200	
Total General and administrative expenses		64,500
Total Expenses		\$ 137,500
Other revenues		
Interest	5,200	
Dividends	7,200	
Gain on sale of equipment	8,600	
Total Other revenues		\$ 21,000
Other expenses		
Interest	9,400	
Writeoff - goodwill	5,000	
Unusual item - loss on sale of long-term investment	5,100	
Total Other expenses		\$ 19,500
Income tax expense	33,600	
Extraordinary item - gain on disposal of business segment	24,000	
Other Comprehensive Income	12,000	
Net Income		\$ 86,400

Report Run: Sun Apr 02 12:50:19 CEST 2017

Steel Wheels

Steel Wheels
 500 International Speedway, Daytona Beach FL 32114
 (123) 456-7890 <http://www.steelwheels.com>
 Sun Apr 02 12:58:43 CEST 2017

TO : Australian Gift Network, Co
 31 Duncan St. West End,
 South Brisbane, Queensland 4101 Australia

INVOICE

Attn: Tony Calaghan

Invoice #: 10152

Sales Rep: 1611

Final

Account Number: 333

Terms: Net 30 days

Date: September 25, 2003

SKU	Product Description	Price/Unit	Qty Ordered	Total Price
S18_4027	1970 Triumph Spitfire	\$4,524.10	35	\$4,524.10
S32_3207	1950's Chicago Surface Lines Streetcar	\$1,681.35	33	\$1,681.35
S24_4048	1992 Porsche Cayenne Turbo Silver	\$2,802.09	23	\$2,802.09
S24_1444	1970 Dodge Coronet	\$1,632.75	25	\$1,632.75
				\$10,640.29

Payment History		
Date	Check#	Amount
11-15-03	HL209210	\$ 27,099.00
10-17-03	JK479662	\$ 10,640.00
03-01-05	NF959653	\$ 21,730.00

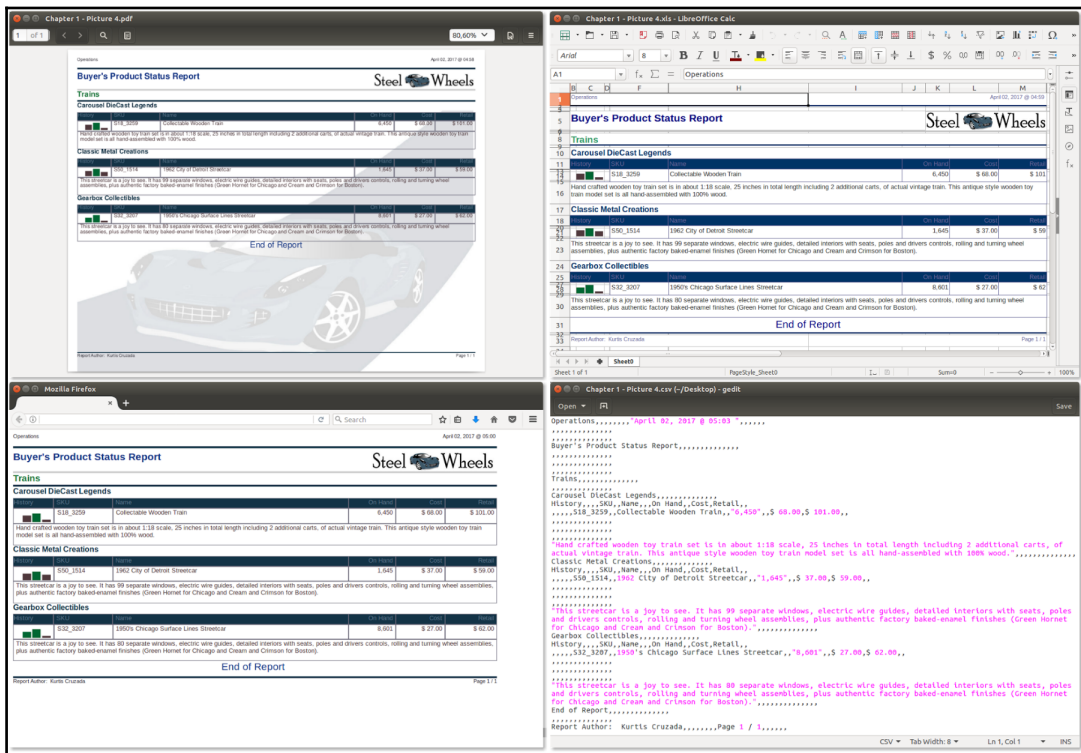
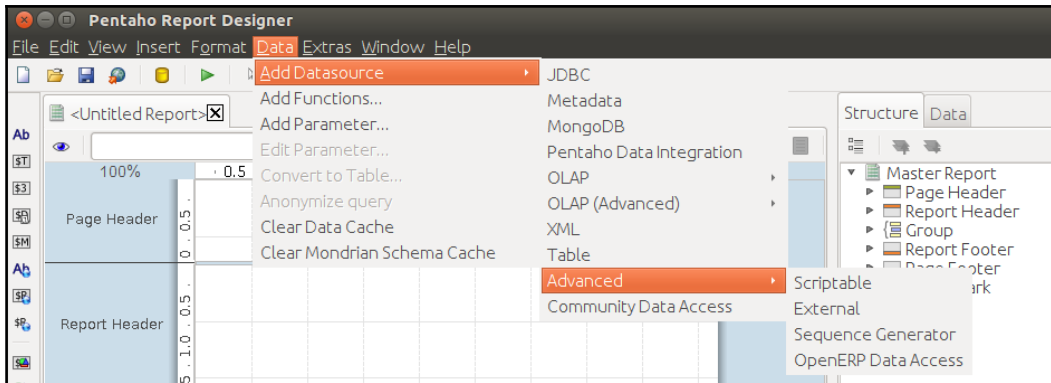
Send Payment and Remittance Slip to:
 Steel Wheels
 500 International Speedway
 Daytona Beach FL 32114
Thank you for your business!

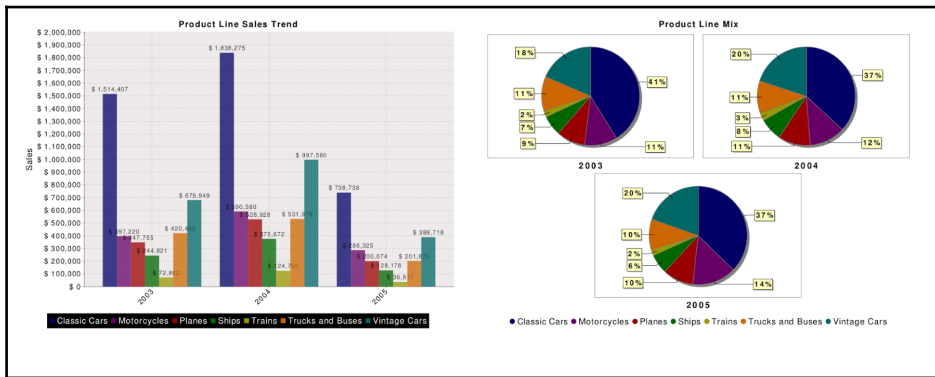
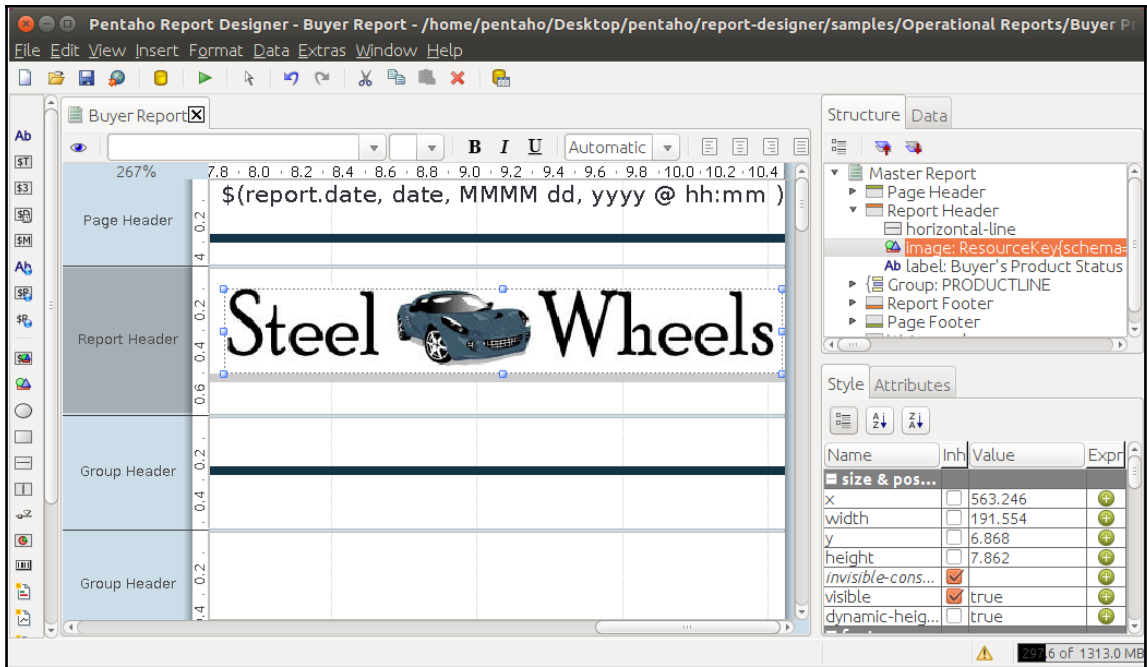
Account Number: 333 Australian Gift Network, Co Page 1 / 3

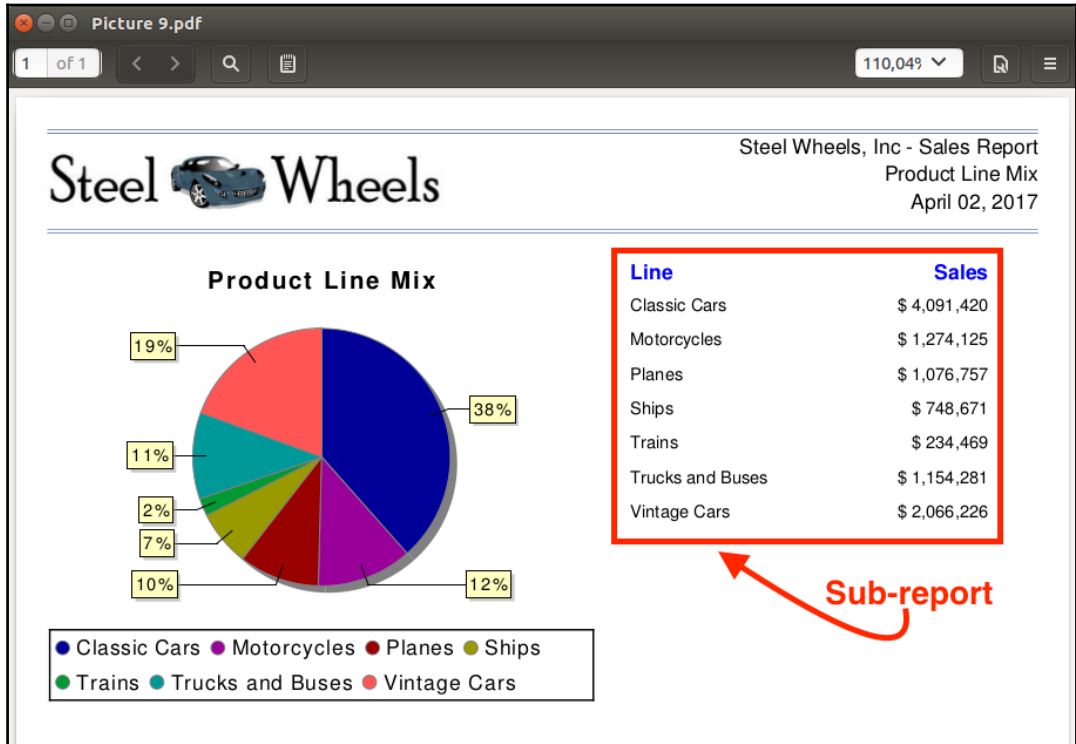
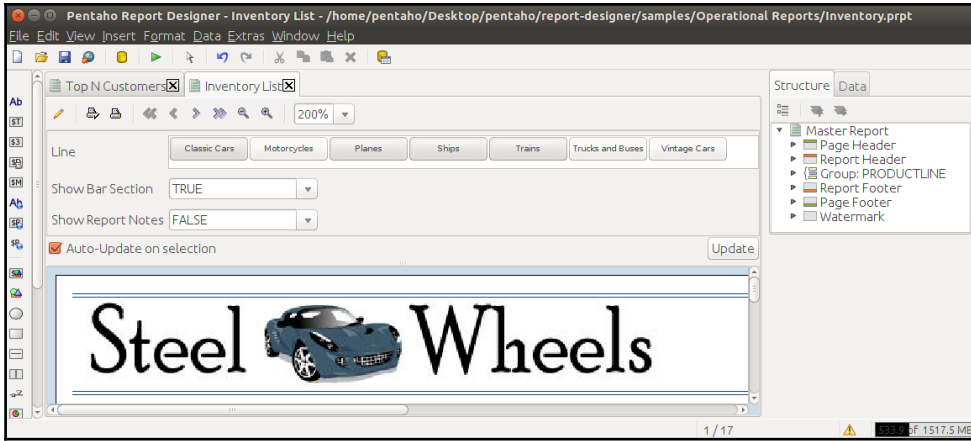
REMITTANCE Invoice #: 10152 Account Number: 333

Australian Gift Network, Co
 31 Duncan St. West End,
 South Brisbane, Queensland 4101 Australia

AMOUNT ENCLOSED:







Product Line	Years	Quarters	Markets				
			All Markets				
			APAC	EMEA	Japan	NA	
Classic Cars	2003		1,052	5,853	898	12,762	4,959
Classic Cars	2004		1,785	8,976	307	16,085	5,017
Classic Cars	2005		1,015	3,463	122	6,705	2,105
Motorcycles	2003		654	1,428	205	4,031	1,744
Motorcycles	2004		540	2,177	380	5,906	2,809
Motorcycles	2005		658	1,501	44	2,771	568
Planes	2003		456	1,723	677	3,833	977
Planes	2004		723	2,326	547	5,820	2,224
Planes	2004	QTR1	318		322	971	331
Planes	2004	QTR2		311		1,113	802
Planes	2004	QTR3		977		1,178	201
Planes	2004	QTR4	405	1,038	225	2,558	890
Planes	2005		151	1,464		2,207	592
Ships	2003			1,968	174	2,844	702
Ships	2004		396	2,144	127	4,309	1,642
Ships	2005		32	696	81	1,346	537
Trains	2003		33	384	174	1,000	409
Trains	2004		106	977		1,409	326
Trains	2005			183	49	409	177
Trucks and Buses	2003		91	2,261	415	4,056	1,289
Trucks and Buses	2004		801	1,558	102	5,024	2,563
Trucks and Buses	2005		488	836		1,921	597
Vintage Cars	2003		1,243	3,094	308	7,913	3,268
Vintage Cars	2004		1,587	5,472	229	10,864	3,576
Vintage Cars	2005		1,067	1,094	84	4,116	1,871

Mozilla Firefox

get values Call Web Service

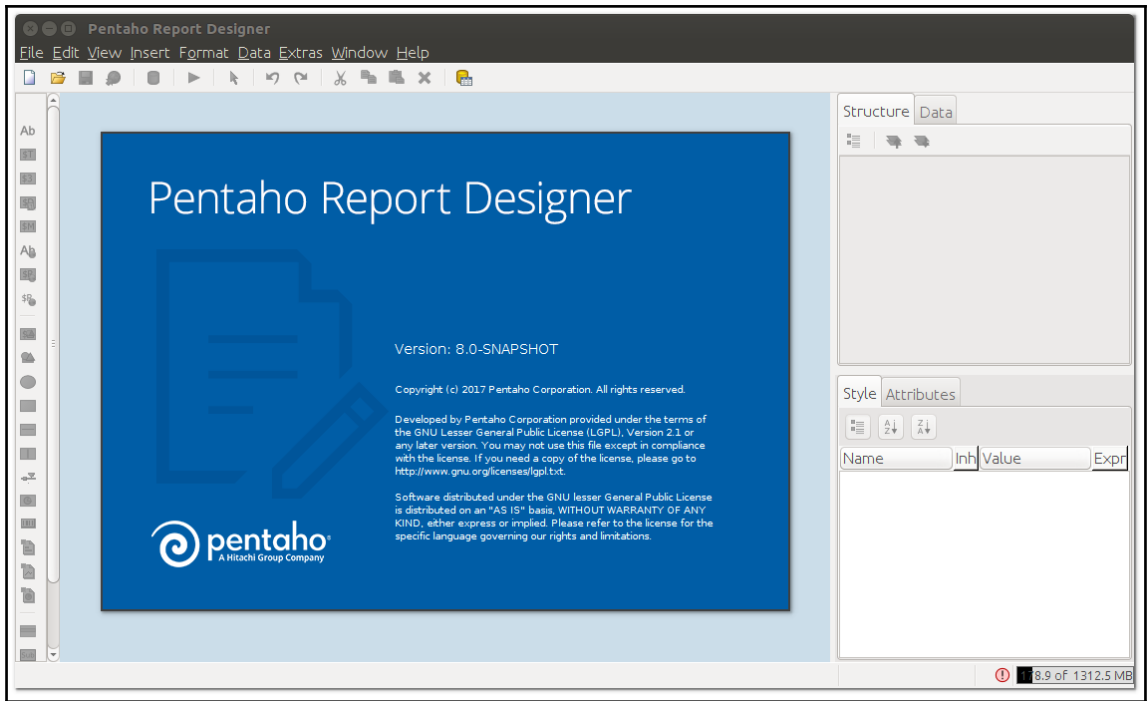
Interactive Report

Classic Cars

SKU	Name	Scale	On Hand	Cost	Retail
+ Autoart Studio Design <--click here to expand or collapse					
+ Carousel DieCast Legends <--click here to expand or collapse					
<input type="checkbox"/> S24_1628	1966 Shelby Cobra 427 S/C	1:24	8,197	\$ 29	\$ 50
<input type="checkbox"/> S24_2840	1958 Chevy Corvette Limited Edition	1:24	2,542	\$ 16	\$ 35
<input type="checkbox"/> S700_2824	1982 Camaro Z28	1:18	6,934	\$ 47	\$ 101
+ Classic Metal Creations <--click here to expand or collapse					
+ Exoto Designs <--click here to expand or collapse					
+ Gearbox Collectibles <--click here to expand or collapse					
+ Highway 66 Mini Classics <--click here to expand or collapse					
+ Min Lin Diecast <--click here to expand or collapse					
+ Motor City Art Classics <--click here to expand or collapse					
+ Red Start Diecast <--click here to expand or collapse					
+ Second Gear Diecast <--click here to expand or collapse					
+ Studio M Art Models <--click here to expand or collapse					
+ Unimax Art Galleries <--click here to expand or collapse					
+ Welly Diecast Productions <--click here to expand or collapse					


Motorcycles

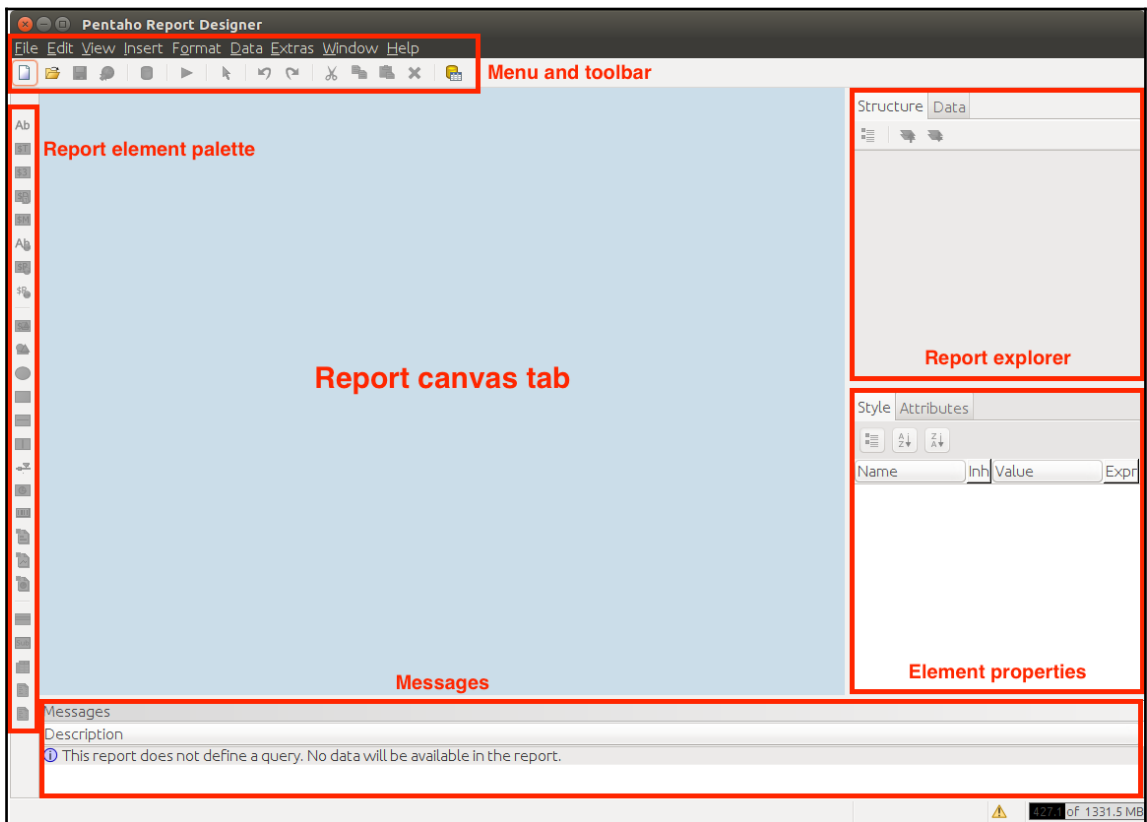
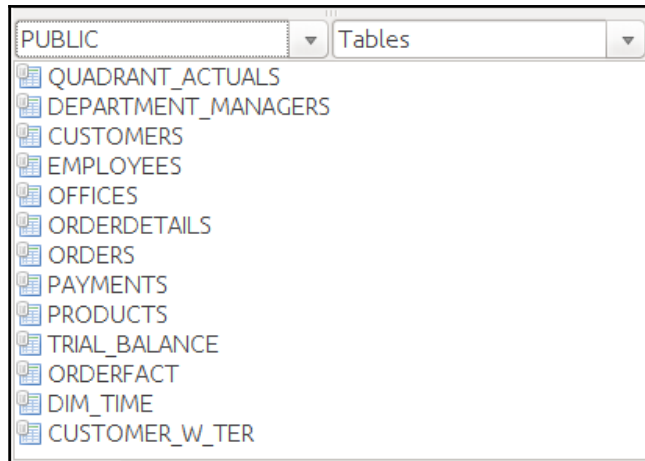
SKU	Name	Scale	On Hand	Cost	Retail
+ Autoart Studio Design <--click here to expand or collapse					
+ Exoto Designs <--click here to expand or collapse					
+ Gearbox Collectibles <--click here to expand or collapse					
+ Highway 66 Mini Classics <--click here to expand or collapse					

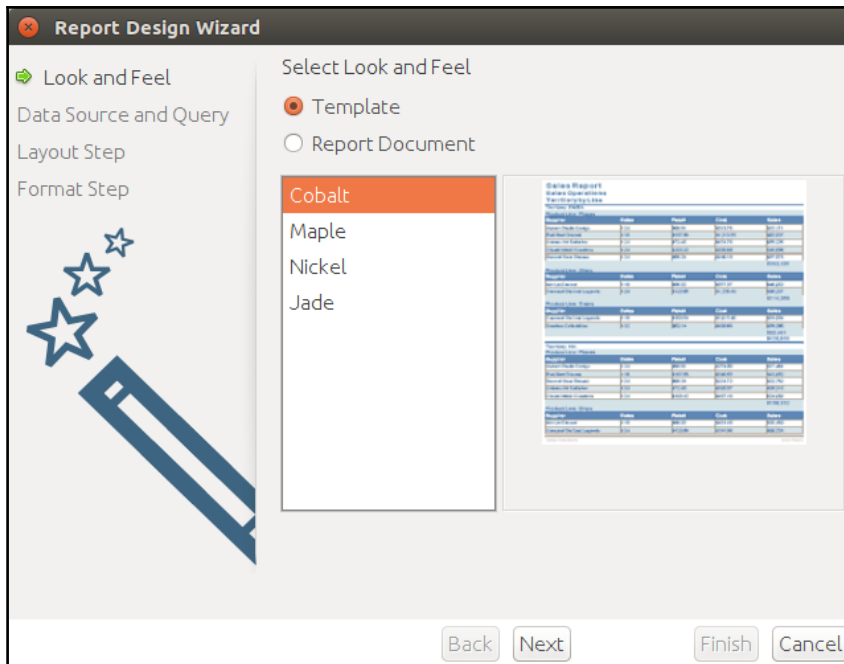
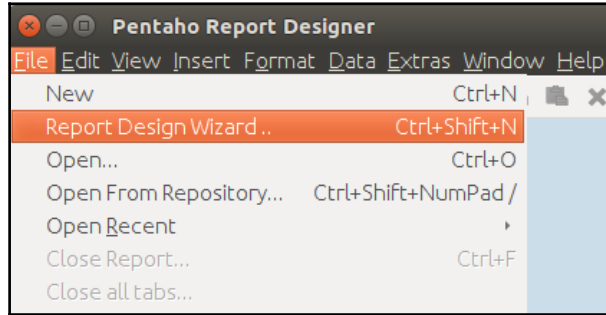
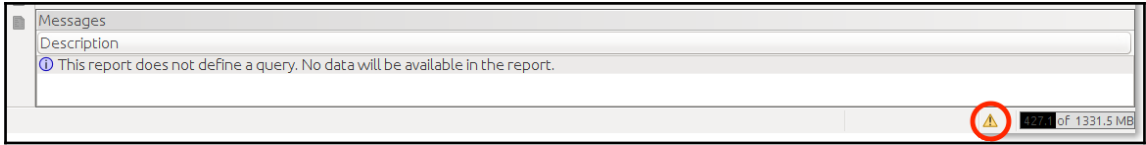


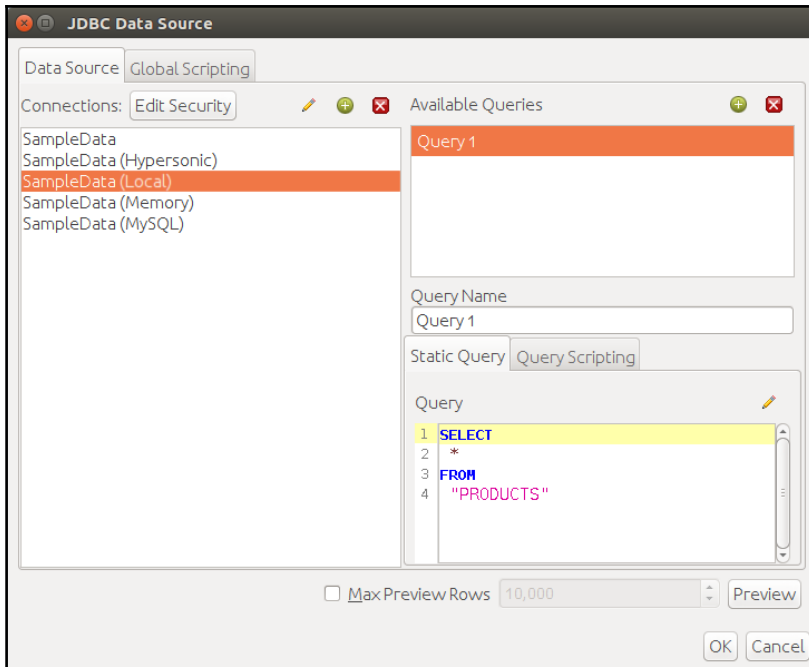
Chapter 2: Getting Started with Report Designer

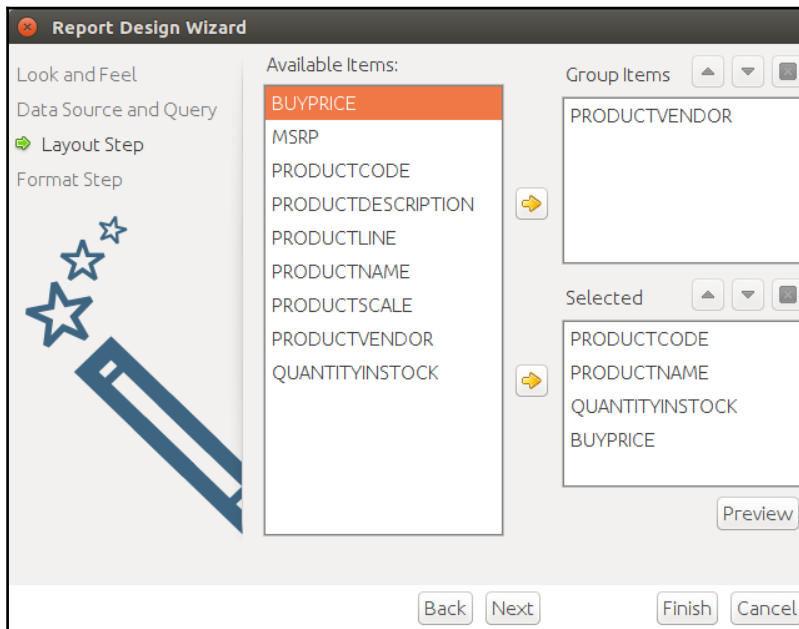
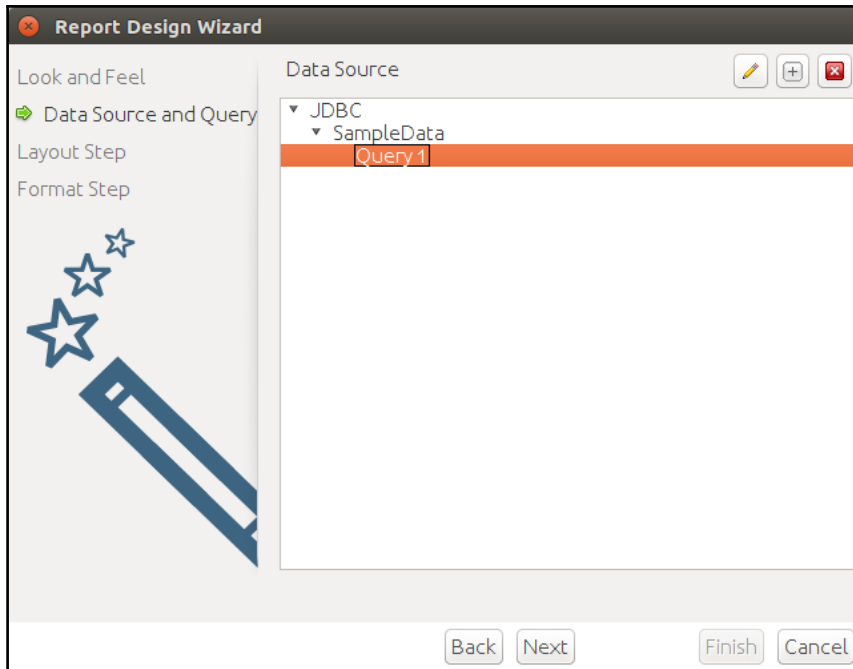
```
pentaho@pentaho: ~  
pentaho@pentaho:~$ java -version  
java version "1.8.0_121"  
Java(TM) SE Runtime Environment (build 1.8.0_121-b13)  
Java HotSpot(TM) 64-Bit Server VM (build 25.121-b13, mixed mode)  
pentaho@pentaho:~$
```

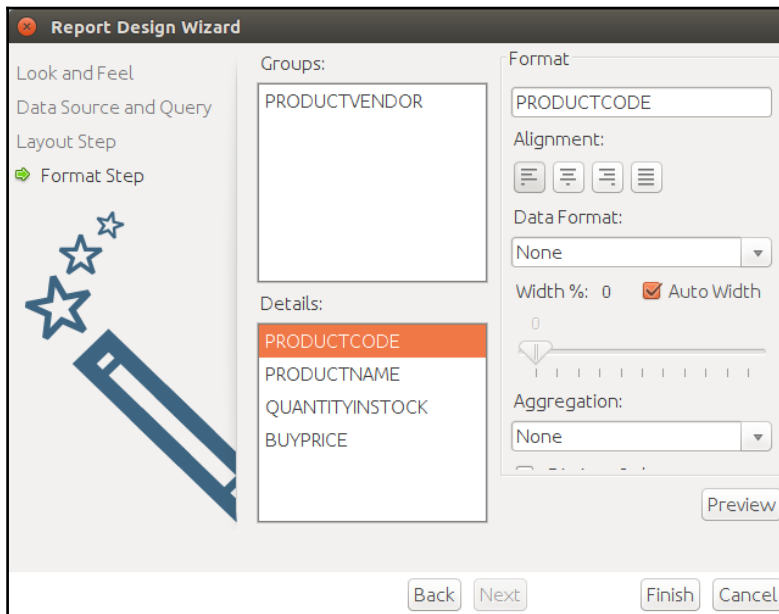
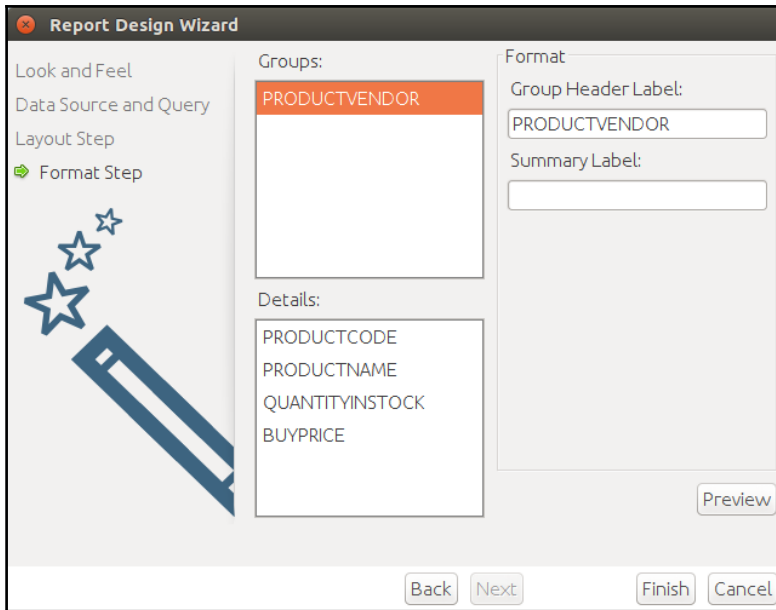


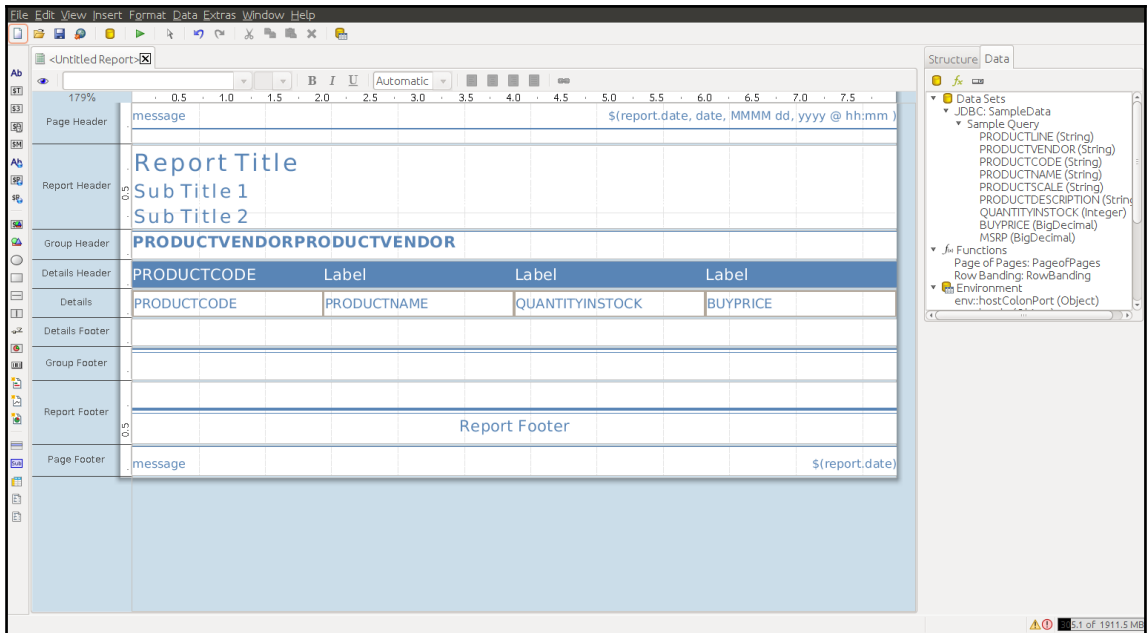












File Edit View Insert Format Data Extras Window Help

<Untitled Report>

179%

April 14, 2017 @ 10:22

My first report

PRODUCTVENDORAutoart Studio Design

PRODUCTCODE	PRODUCTNAME	QUANTITYINSTOCK	BUYPRICE
S12_1099	1968 Ford Mustang	68	95

PRODUCTVENDORCarousel DieCast Legends

PRODUCTCODE	PRODUCTNAME	QUANTITYINSTOCK	BUYPRICE
S24_1628	1966 Shelby Cobra 427 S/C	8,197	29
S24_2840	1958 Chevy Corvette Limited Edition	2,542	16
S700_2824	1982 Camaro Z28	6,934	47

PRODUCTVENDORClassic Metal Creations

PRODUCTCODE	PRODUCTNAME	QUANTITYINSTOCK	BUYPRICE
S10_1949	1952 Alpine Renault 1300	7,305	99
S18_1589	1965 Aston Martin DB5	9,042	66
S18_4721	1957 Corvette Convertible	1,249	70

Structure Data

- Data Sets
 - JDBC: SampleData
 - Sample Query
 - PRODUCTLINE (String)
 - PRODUCTVENDOR (String)
 - PRODUCTCODE (String)
 - PRODUCTNAME (String)
 - PRODUCTSCALE (String)
 - PRODUCTDESCRIPTION (String)
 - QUANTITYINSTOCK (Integer)
 - BUYPRICE (BigDecimal)
 - MSRP (BigDecimal)
- J-Functions
 - Page of Pages: PageofPages
 - Row Banding: RowBanding
- Environment
 - env:hostColonPort (Object)

1 / 8 of 1911.5 MB

Save

New Folder Delete File Rename File

/home/pentaho/Desktop/my_reports

Folders

- ./
- ../

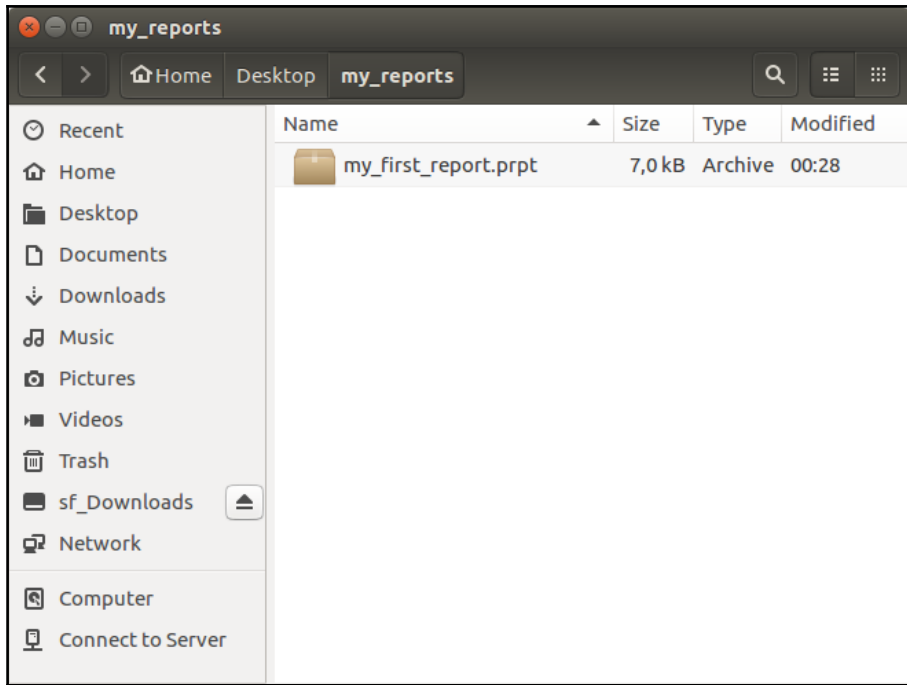
Files

Selection: /home/pentaho/Desktop/my_reports

my_first_report

Filter: All Files

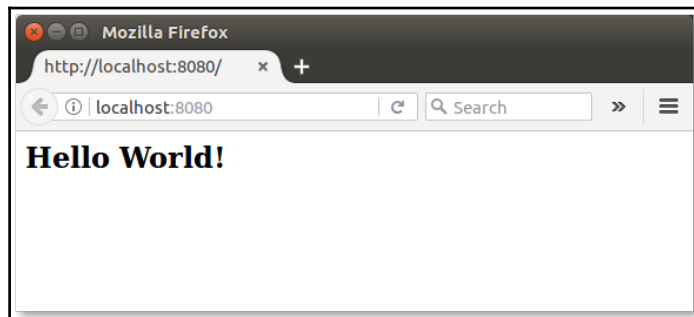
Cancel OK

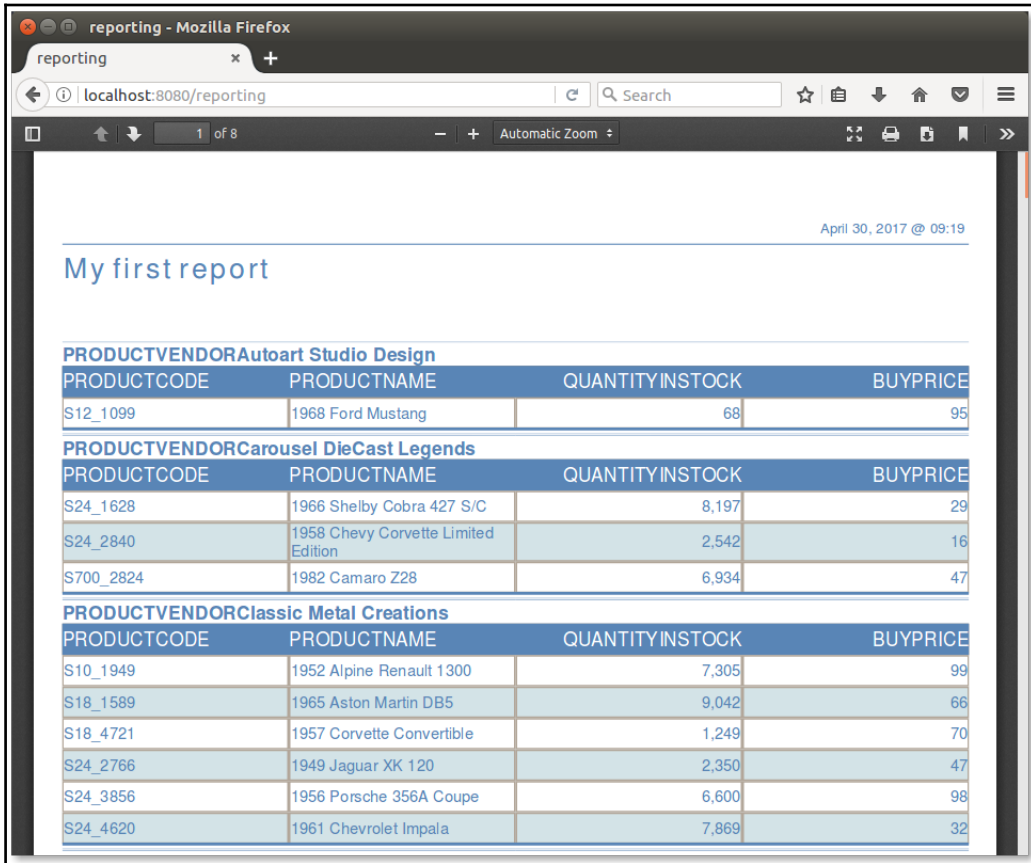
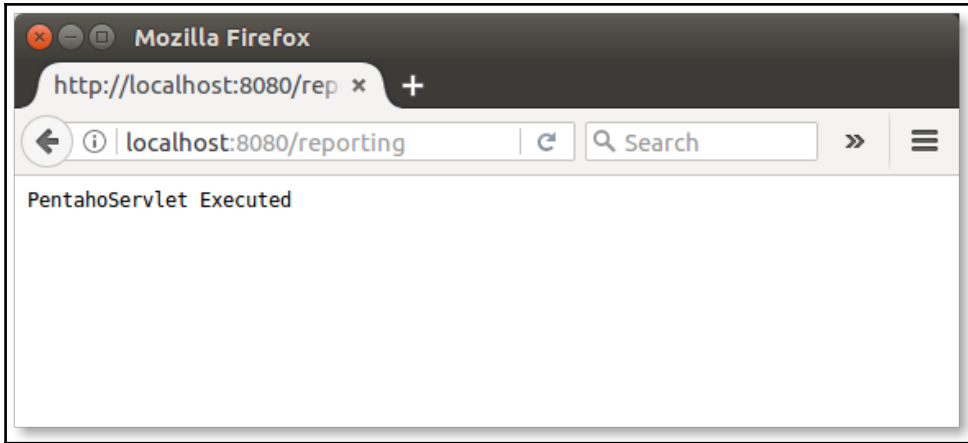


Chapter 3: Getting Started with Reporting SDK

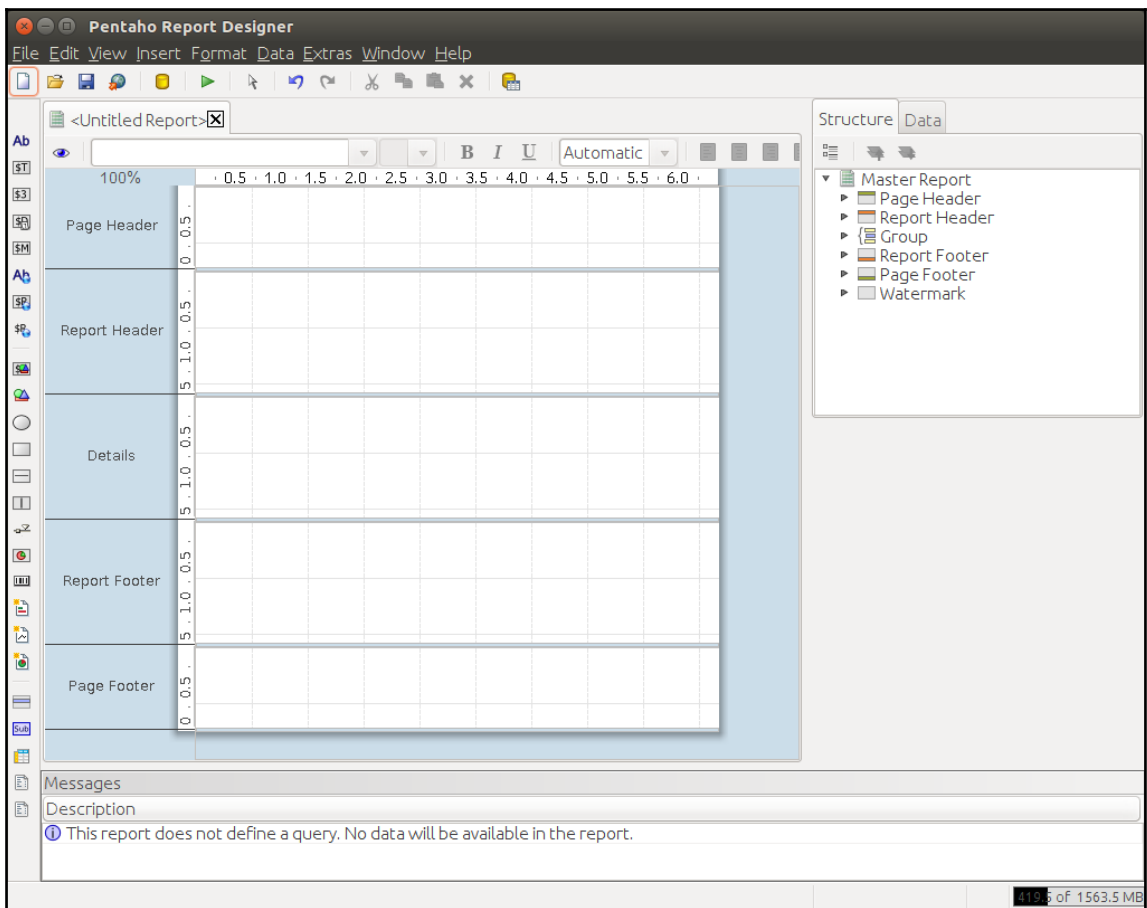
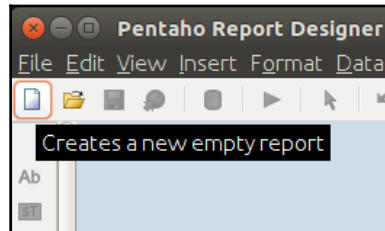
```
pentaho@pentaho: ~  
pentaho@pentaho:~$ mvn --version  
Apache Maven 3.3.9  
Maven home: /usr/share/maven  
Java version: 1.8.0_121, vendor: Oracle Corporation  
Java home: /usr/lib/jvm/java-8-oracle/jre  
Default locale: en_US, platform encoding: UTF-8  
OS name: "linux", version: "4.4.0-72-generic", arch: "amd64", family: "unix"  
pentaho@pentaho:~$
```

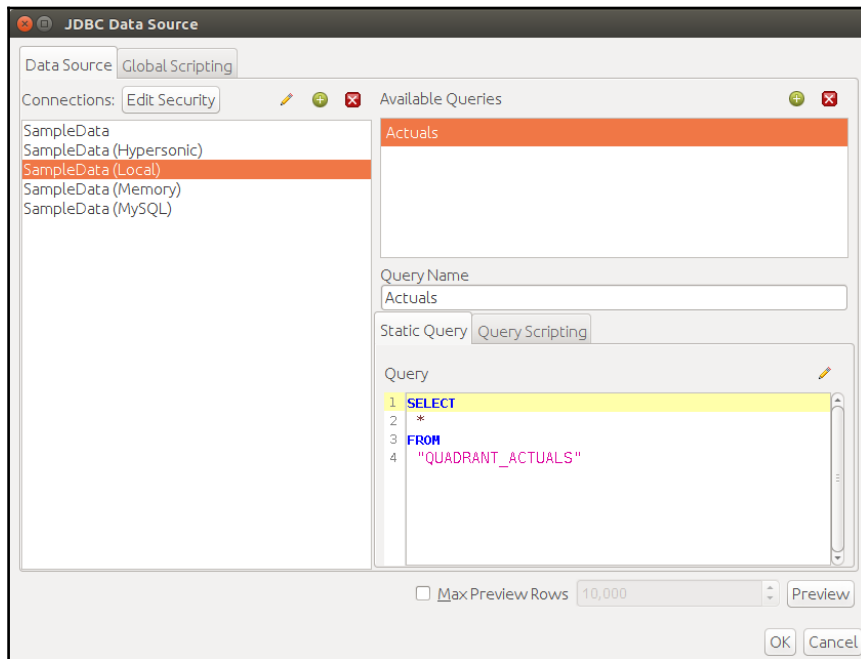
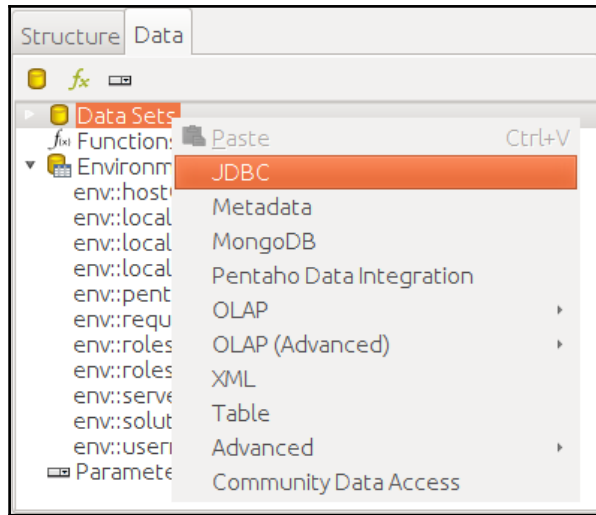
```
pentaho@pentaho: ~/Desktop  
[INFO] -----  
[INFO] Parameter: basedir, Value: /home/pentaho/Desktop  
[INFO] Parameter: package, Value: com.example  
[INFO] Parameter: groupId, Value: com.example  
[INFO] Parameter: artifactId, Value: pentaho-reporting-web-app  
[INFO] Parameter: packageName, Value: com.example  
[INFO] Parameter: version, Value: 1.0-SNAPSHOT  
[INFO] project created from Old (1.x) Archetype in dir: /home/pentaho/Desktop/pentaho-reporting-web-app  
[INFO] -----  
[INFO] BUILD SUCCESS  
[INFO] -----  
[INFO] Total time: 11.946 s  
[INFO] Finished at: 2017-04-30T11:05:01+02:00  
[INFO] Final Memory: 19M/258M  
[INFO] -----  
pentaho@pentaho:~/Desktop$
```





Chapter 4: Creating a Report with Report Designer





Details		POSITIONTITLE	ACTUAL	BUDGET
5	1.0	.0	.5	

Details		POSITIONTITLE	ACTUAL	BUDGET
5	1.0	.0	.5	

Pentaho Report Designer
File Edit View Insert Format Data Extras Window Help

<Untitled Report>

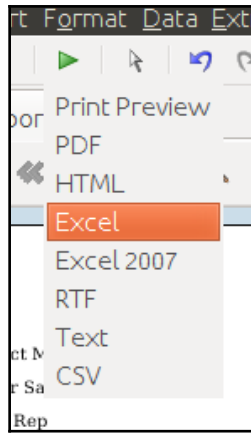
District Manager	682,625	617,250
Senior Sales Rep	497,223	484,820
Sales Rep	675,975	612,500
Account Executive	409,975	422,500
Pre-Sales	649,375	593,500
CEO	549,625	522,250
SVP WW Operations	476,000	725,887
SVP Strategic Development	383,242	403,405
SVP Partnerships	367,415	392,100
CFO	770,272	719,855
Administrative Assistant	827,861	760,990
IS	570,759	577,346
Controller	570,373	577,070
Payroll	367,415	432,100
Administration	549,625	552,250
SVP HR	574,895	570,300
HR Generalists	856,190	771,225
HR Training	397,473	443,570
Corporate Compliance	530,473	538,570
EOE	530,207	538,380
CMO	827,861	760,990
Product Marketing Mgr	693,531	665,040

Structure Data

- Data Sets
 - JDBC: SampleData (Local)
 - Actuals
 - REGION (String)
 - DEPARTMENT (String)
 - POSITIONTITLE (String)
 - ACTUAL (BigDecimal)
 - BUDGET (BigDecimal)
 - VARIANCE (BigDecimal)
- Functions
 - Environment
 - env:hostColonPort (Object)
 - env:locale (Object)

Messages
Description

1 / 5 1.6 of 1505.5 MB



report-designer-preview6735483942298725724.xls - LibreOffice Calc

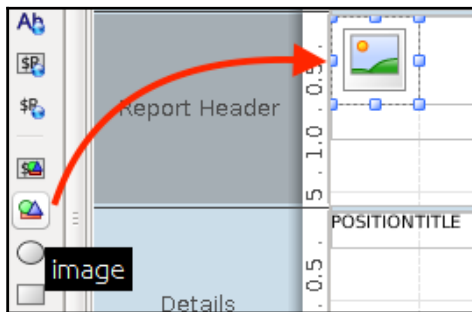
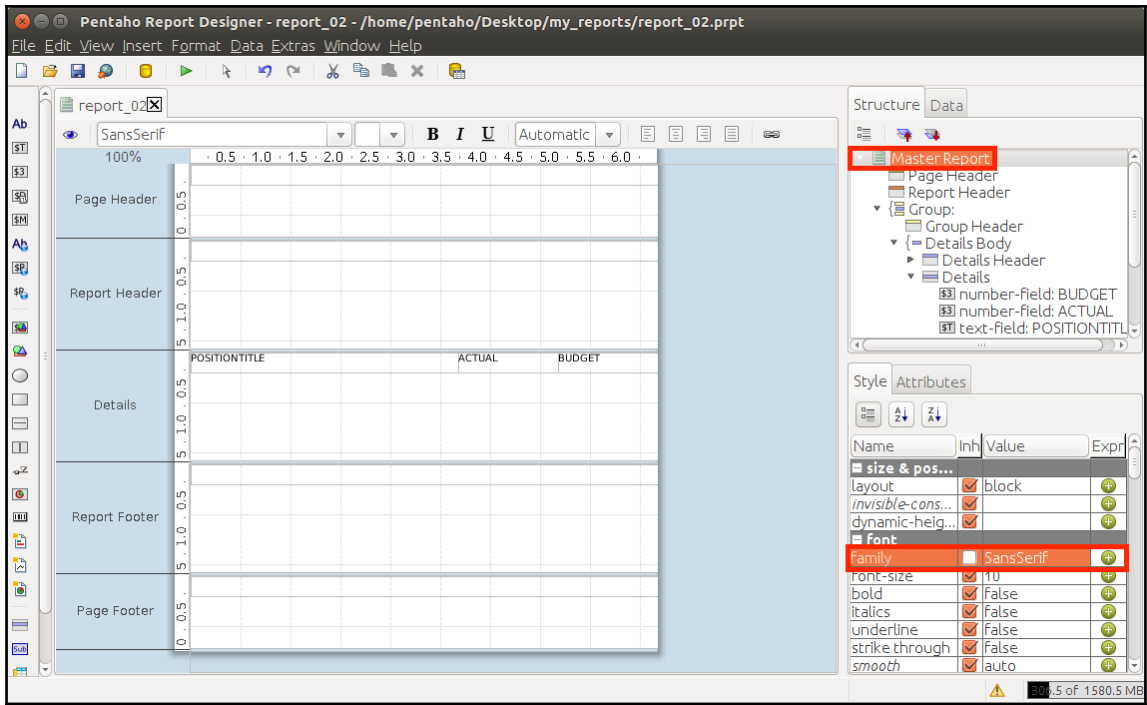
Times New Roman 10 B I U T A

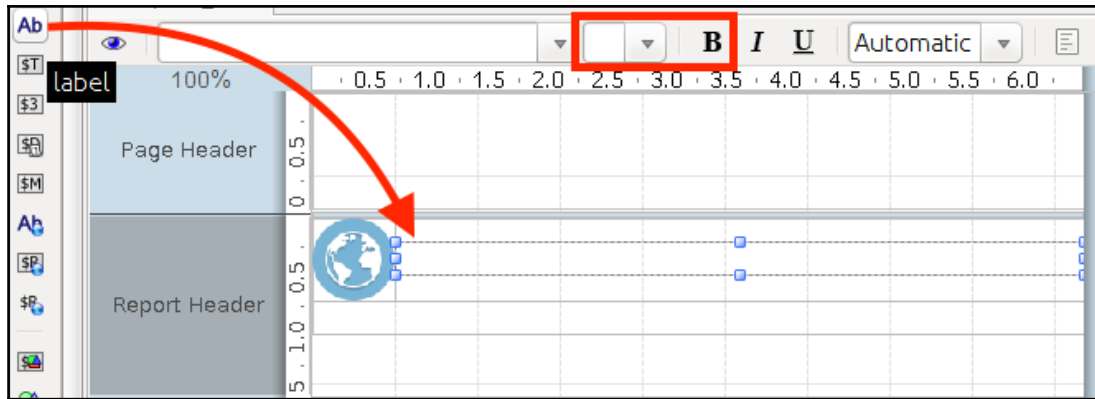
A1 f_x Σ = District Manager


	A	B	C	D	E	F
1	District Manager	682625	617250			
2	Senior Sales Rep	497223	484820			
3	Sales Rep	675975	612500			
4	Account Executive	409975	422500			
5	Pre-Sales	649375	593500			
6	CEO	549625	522250			
7	SVPWW Operations	476000	725887			
8	SVP Strategic Development	383242	403405			
9	SVP Partnerships	367415	392100			
10	CFO	770272	719855			
11	Administrative Assistant	827861	760990			
12	IS	570759	577346			
13	Controller	570373	577070			
14	Payroll	367415	432100			
15	Administration	549625	552250			
16	SVP HR	574895	570300			
17	HR Generalists	856190	771225			
18	HR Training	397473	443570			
19	Corporate Compliance	530473	538570			
20	EOE	530207	538380			
21	CMO	827861	760990			
22	Product Marketing Mgr	693531	665040			
23	Analyst Relations	383375	443500			
24	Press Relations	497296	524872			
25	Graphics	782375	728500			
26	Writer	405985	459650			
27	CTO	405985	459650			
28	VP Engineering	383242	443405			

Sheet0

Sheet 1 of 1 PageStyle_Sheet0 I_L Sum=0 100%





 Actuals per position title		
District Manager	682,625	617,250
Senior Sales Rep	497,223	484,820
Sales Rep	675,975	612,500
Account Executive	409,975	422,500

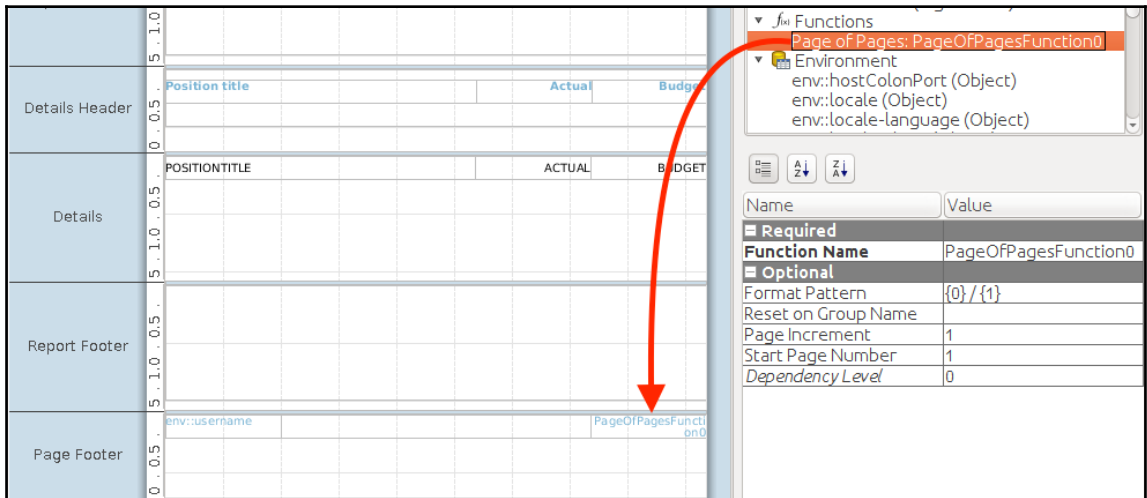
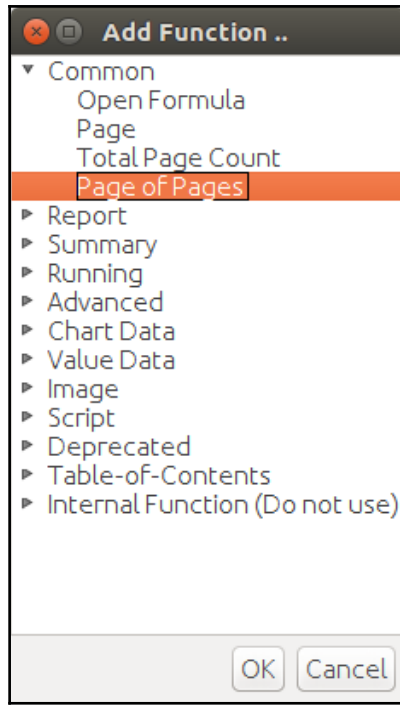
Details Header	Position title	Actual	Budget
Details	POSITIONTITLE	ACTUAL	BUDGET



Actuals per position title

Position title	Actual	Budget
District Manager	682,625	617,250
Senior Sales Rep	497,223	484,820
Sales Rep	675,975	612,500
Account Executive	409,975	422,500
Pre-Sales	649,375	593,500
CEO	549,625	522,250
SVP WW Operations	476,000	725,887

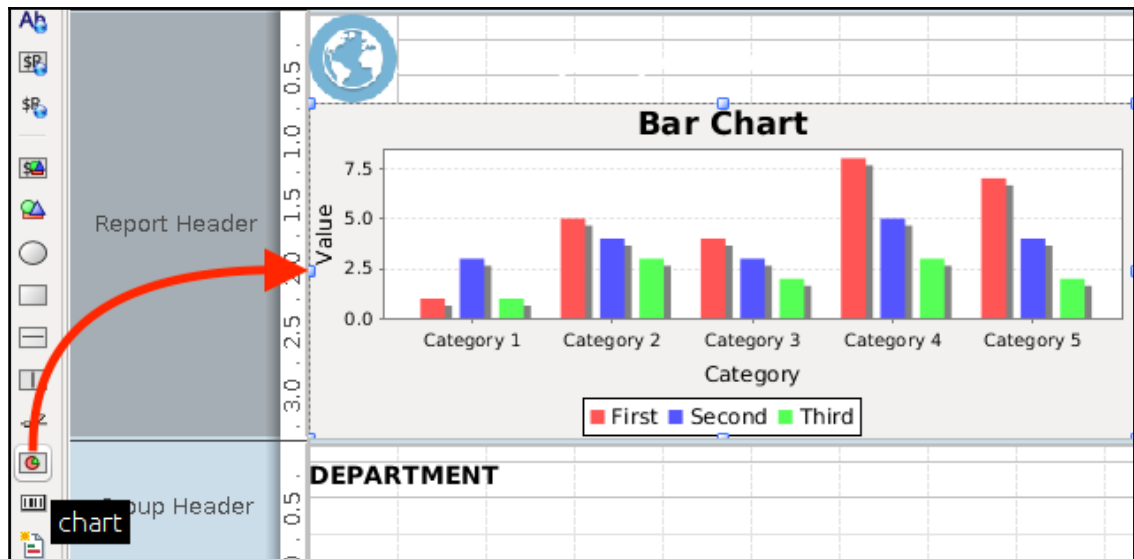
The screenshot displays a report viewer interface. On the left, a table is shown with columns for 'Position title', 'Actual', and 'Budget'. The table is divided into sections: 'Details Header', 'Details', 'Report Footer', and 'Page Footer'. The 'Page Footer' section contains the text 'env::username'. On the right, a 'Parameters' pane is visible, listing several environment variables: 'env::serverBaseURL (Object)', 'env::solutionRoot (Object)', and 'env::username (Object)'. A red arrow originates from the 'env::username (Object)' parameter and points to the 'env::username' field in the 'Page Footer' section of the report.

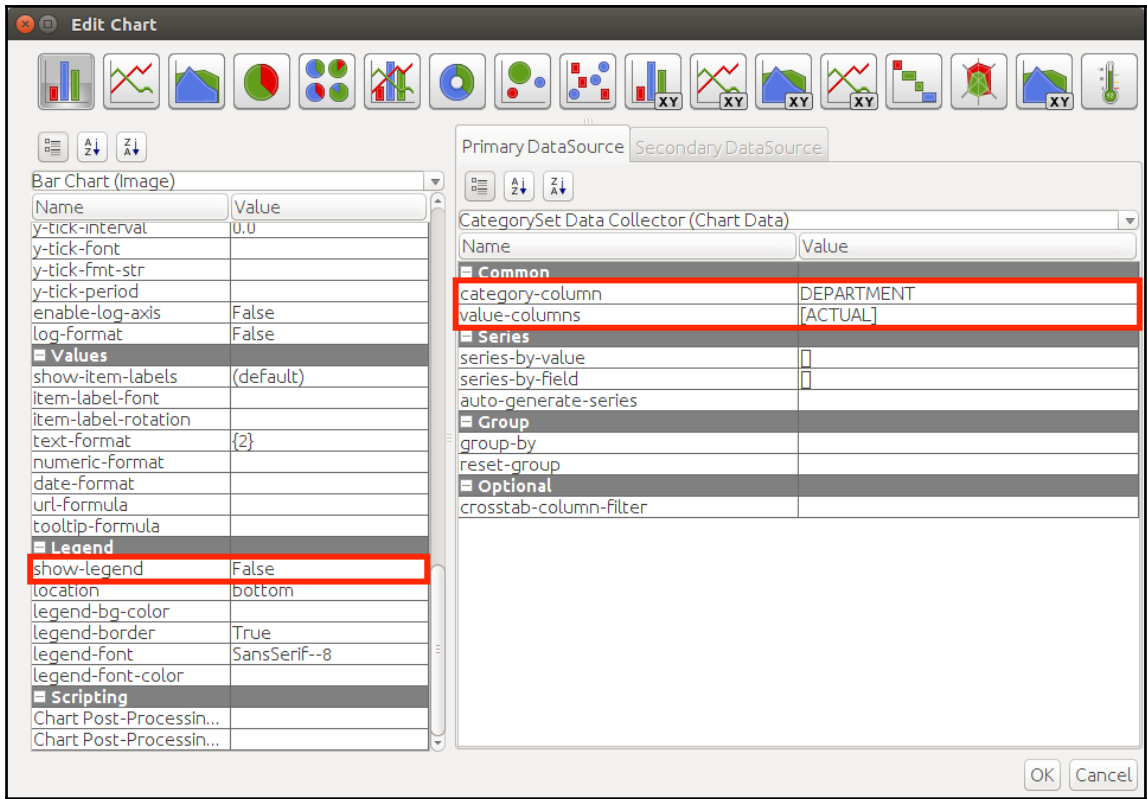


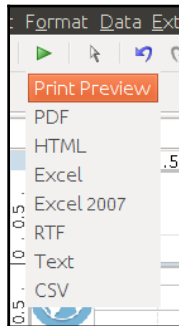
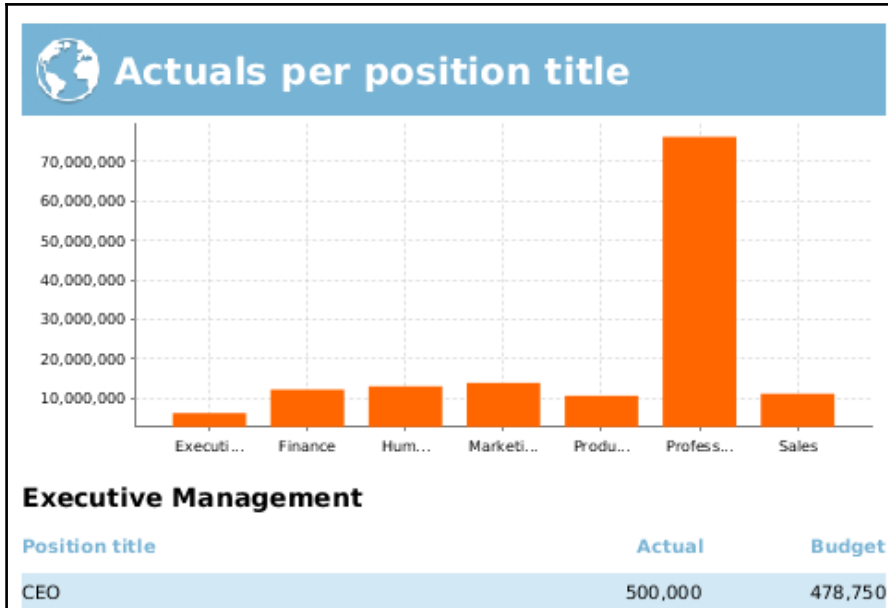
EOE	530,207	538,380
CMO	827,861	760,990
Product Marketing Mgr	693,531	665,040
Analyst Relations	383,375	443,500
Press Relations	497,296	524,872
Graphics	782,375	728,500
Writer	405,985	459,650
CTO	405,985	459,650
Designer		1 / 6

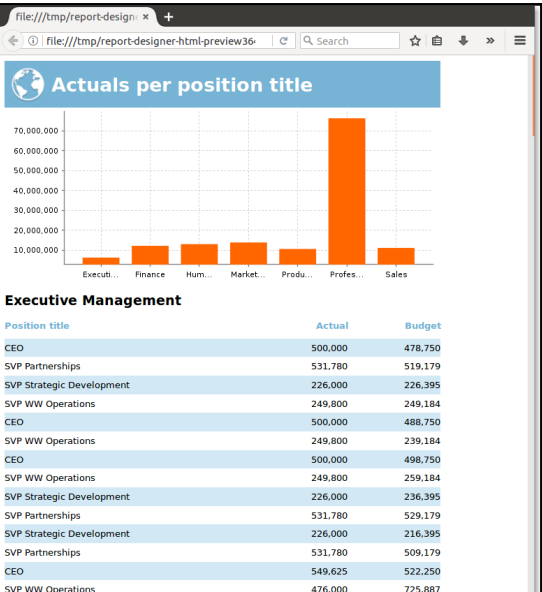
The screenshot shows a report design interface. On the left, there is a vertical toolbar with icons for SM, Ab, SP, and other functions. The main workspace is a grid with a 'Report Header' section containing a globe icon and a 'Group Header' section containing the text 'DEPARTMENT'. A red arrow points from the 'DEPARTMENT' field in the report to the 'DEPARTMENT (String)' field in the data source pane on the right. The data source pane lists various fields: REGION (String), DEPARTMENT (String), POSITIONTITLE (String), ACTUAL (BigDecimal), BUDGET (BigDecimal), and VARIANCE (BigDecimal). It also shows a 'Functions' section with 'Page of Pages: PageOfPagesFunc' and an 'Environment' section with 'env::hostColonPort (Object)' and 'env::locale (Object)'.

Actuals per position title		
Executive Management		
Position title	Actual	Budget
CEO	500,000	478,750
SVP Partnerships	531,780	519,179
SVP Strategic Development	226,000	226,395
SVP WW Operations	249,800	249,184
CEO	500,000	488,750





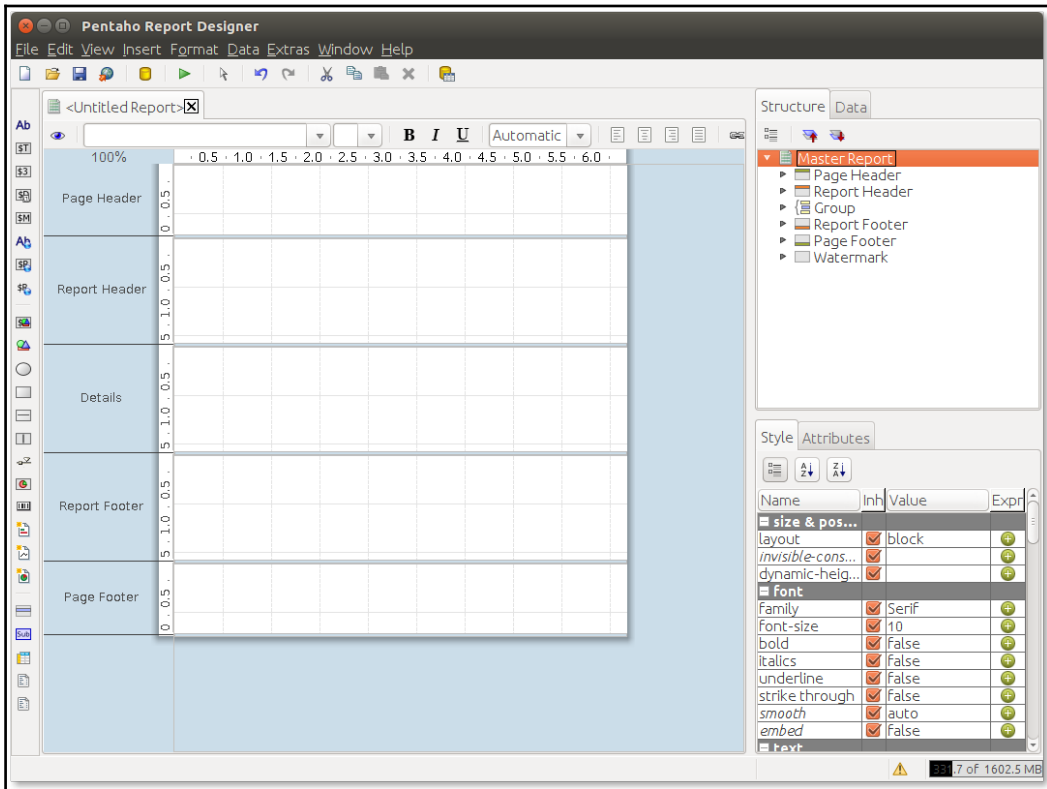




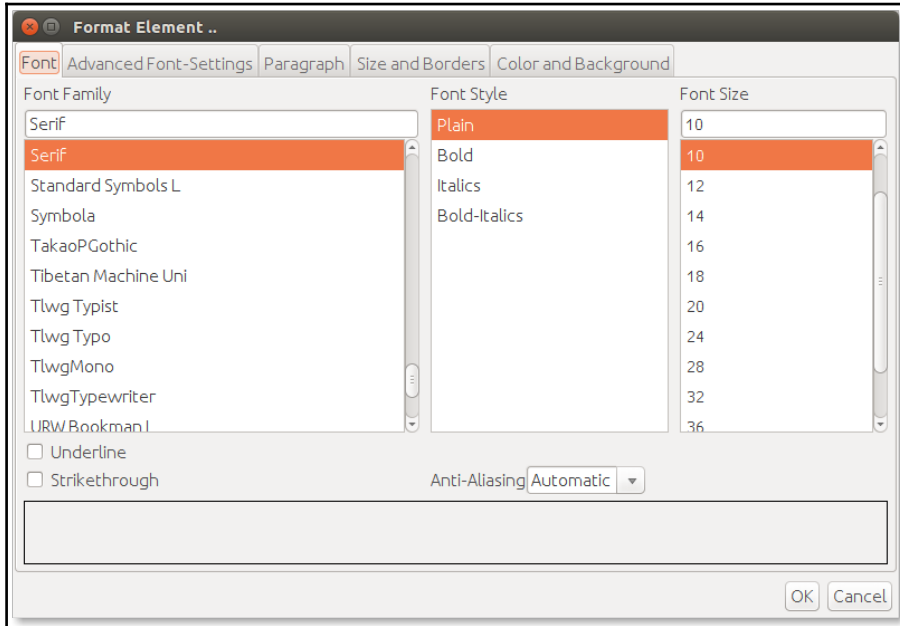
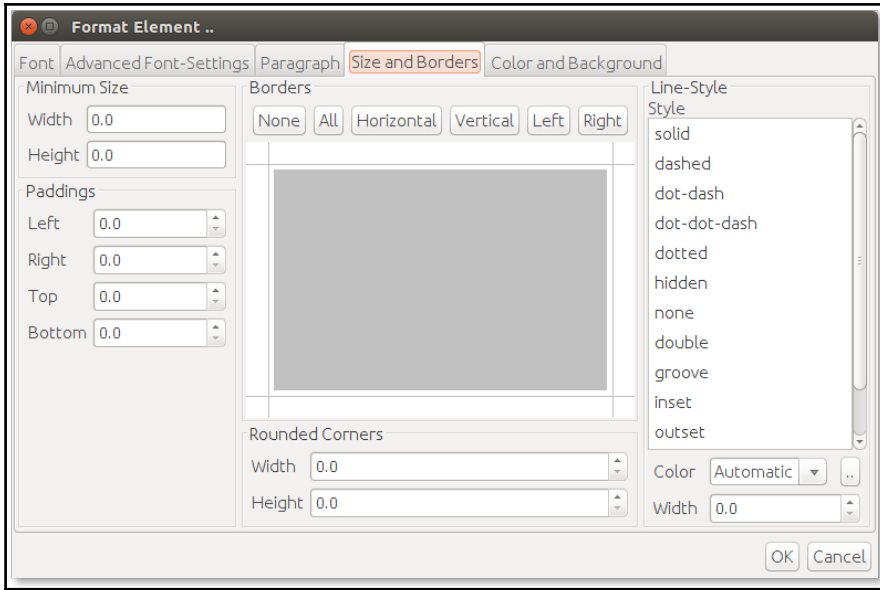
Report viewer interface showing a toolbar with various icons (print, zoom, search, etc.) and a data visualization area. The chart and table are embedded within a larger layout that includes a header and footer area.

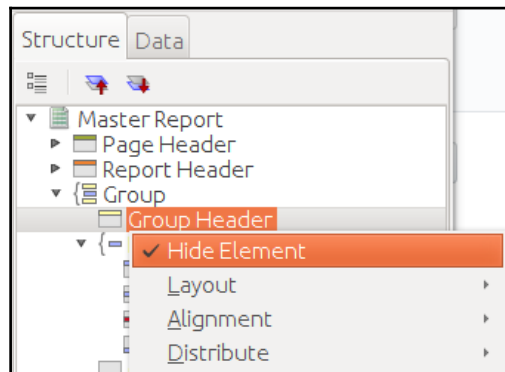
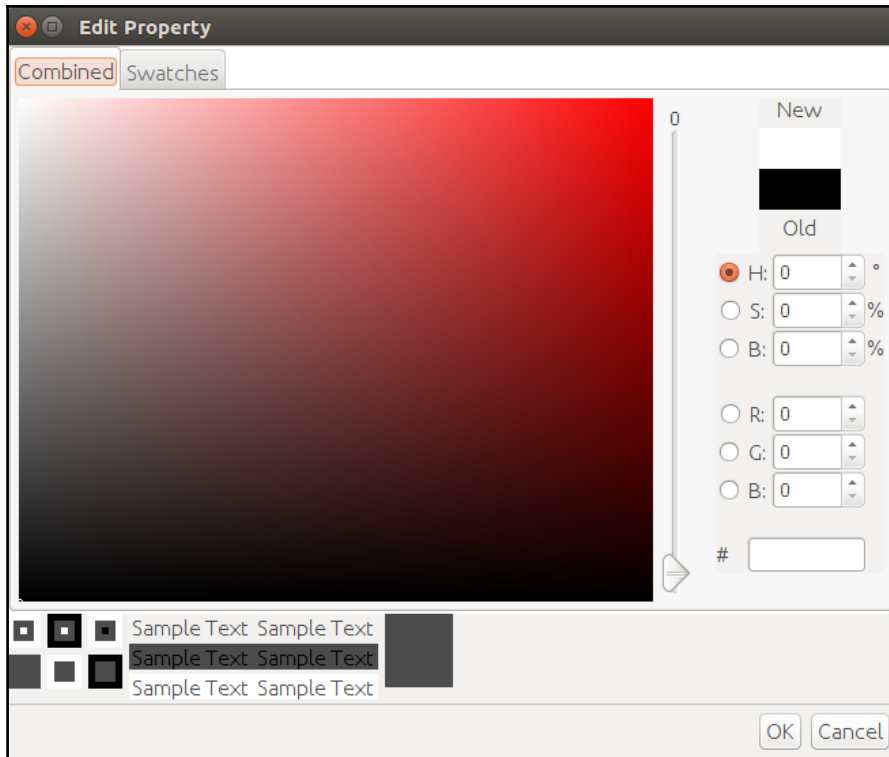
Report designer interface showing a toolbar with various icons (undo, redo, delete, etc.) and a design area. The chart and table are being edited within a larger layout that includes a header and footer area.

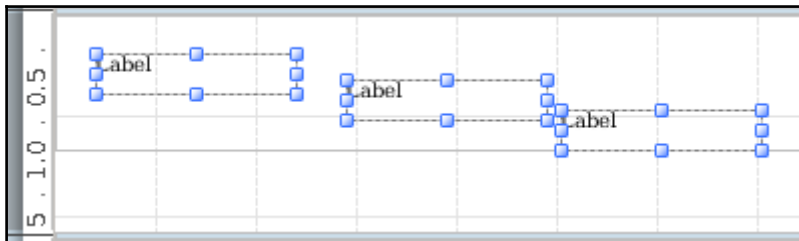

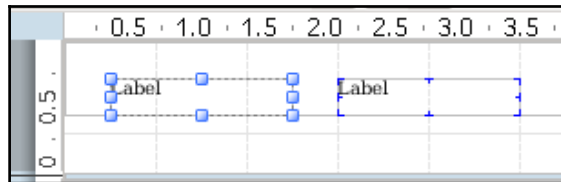
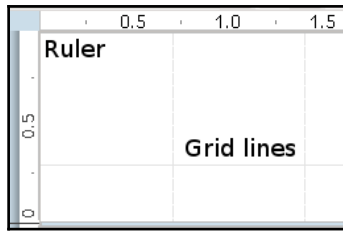
Chapter 5: Design and Layout in Report Designer

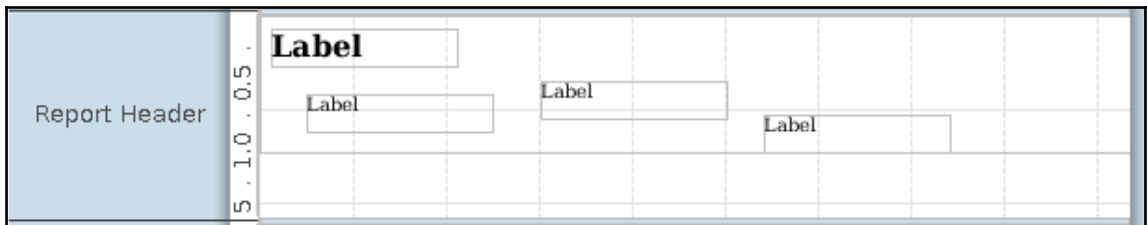


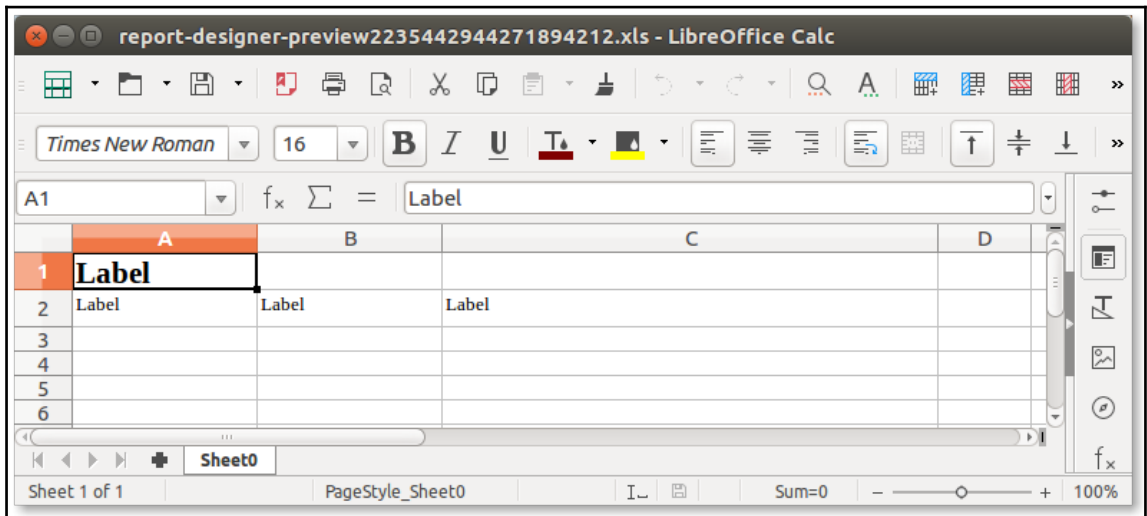
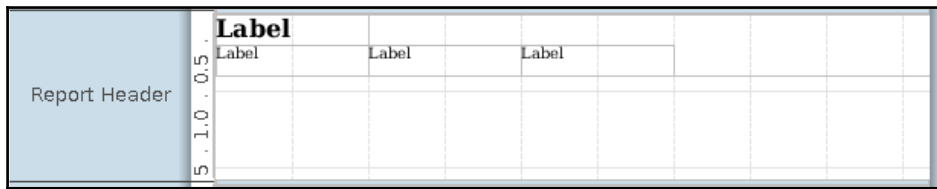
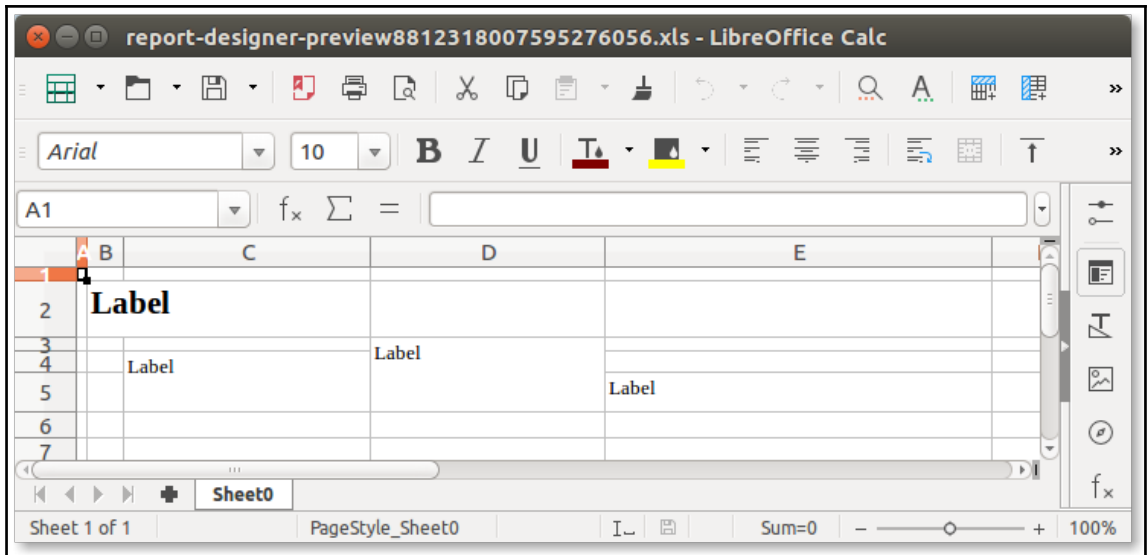
font-size 10



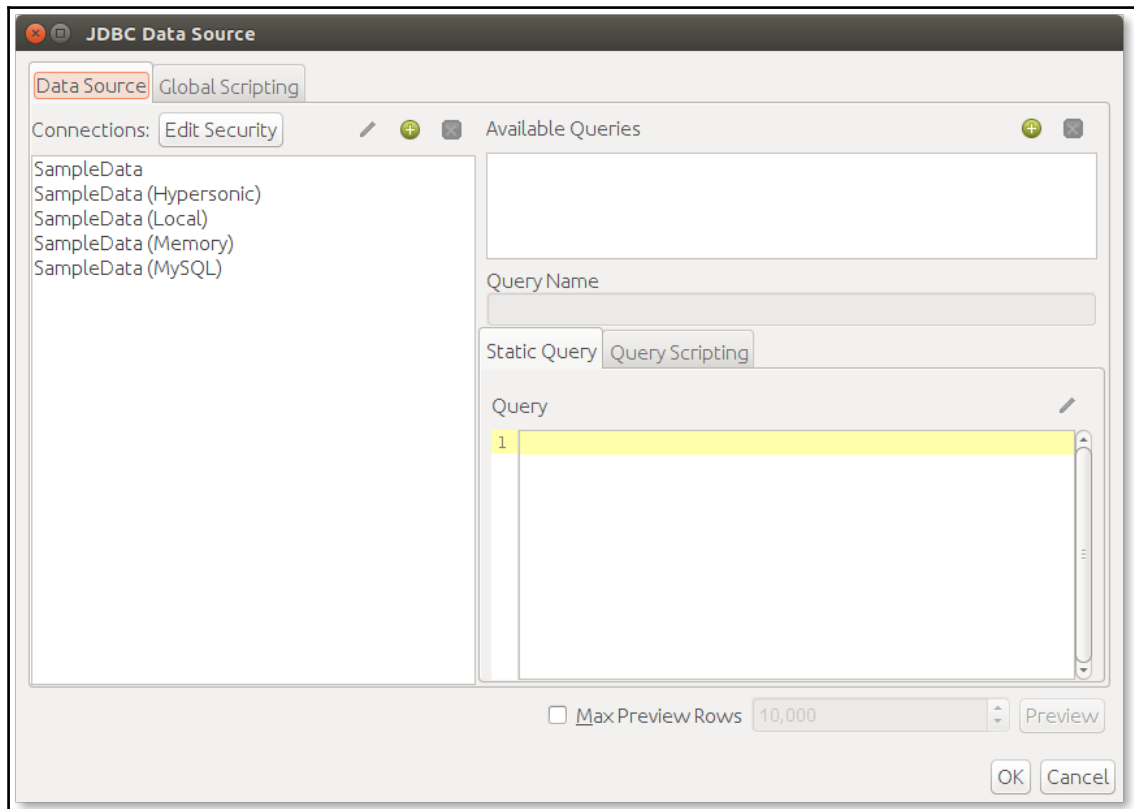
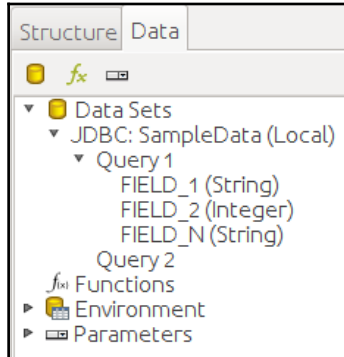


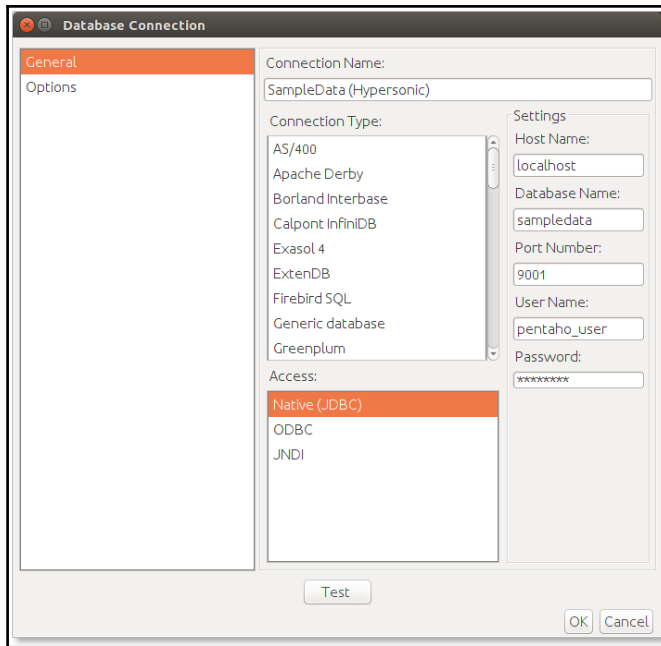


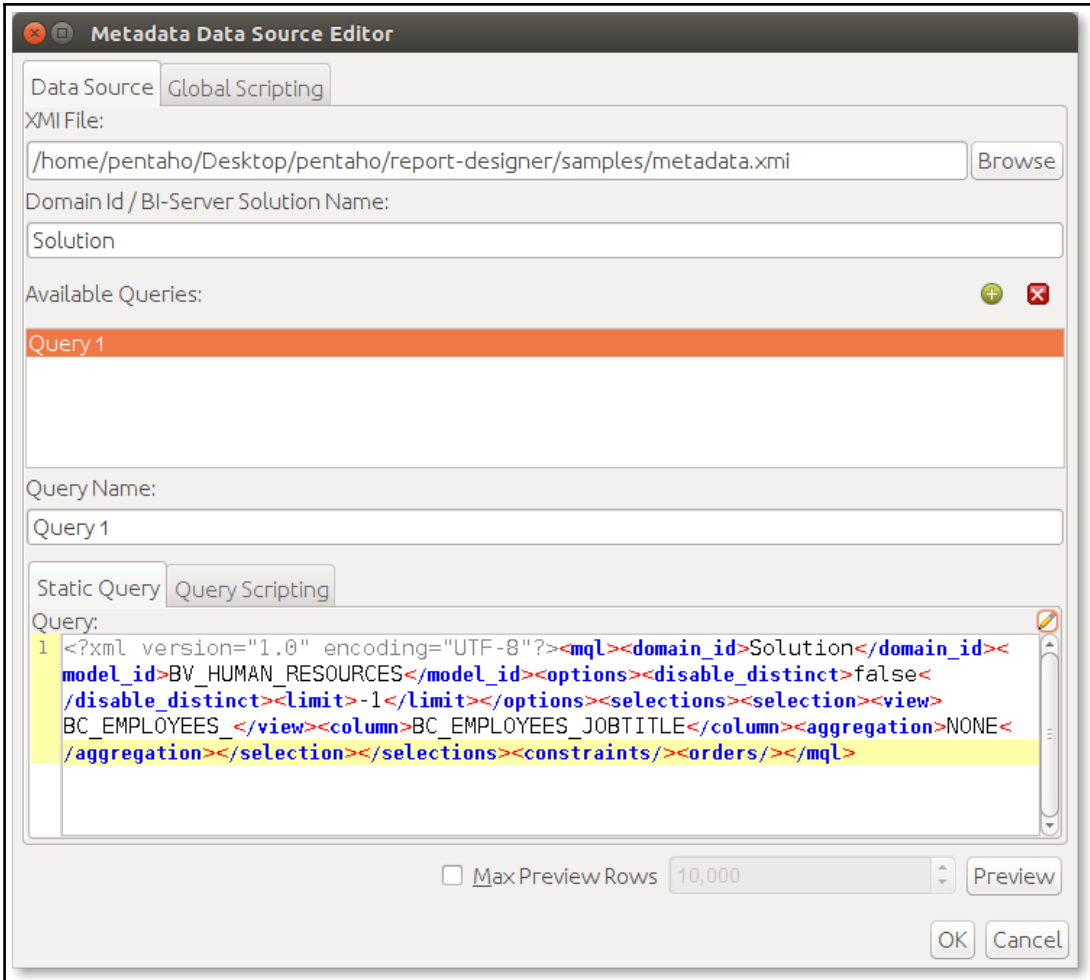


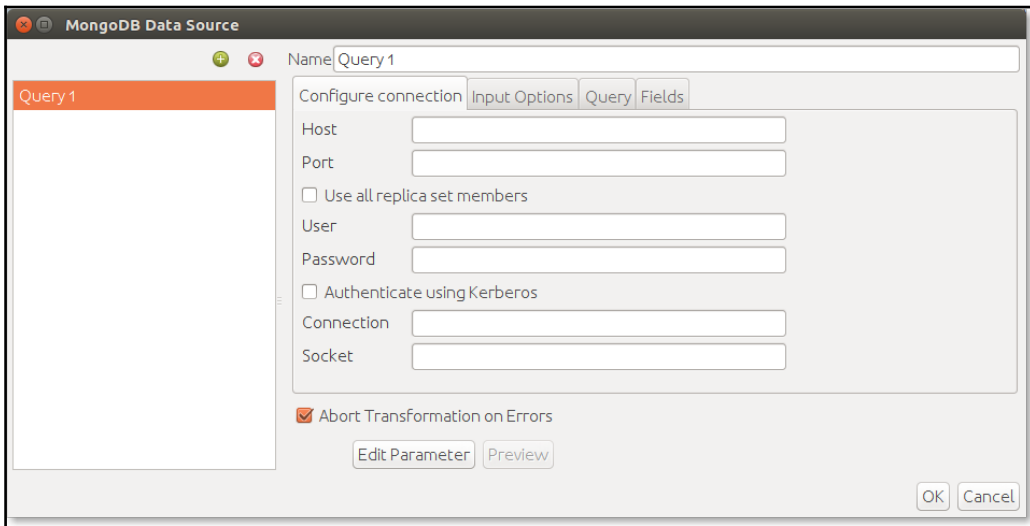
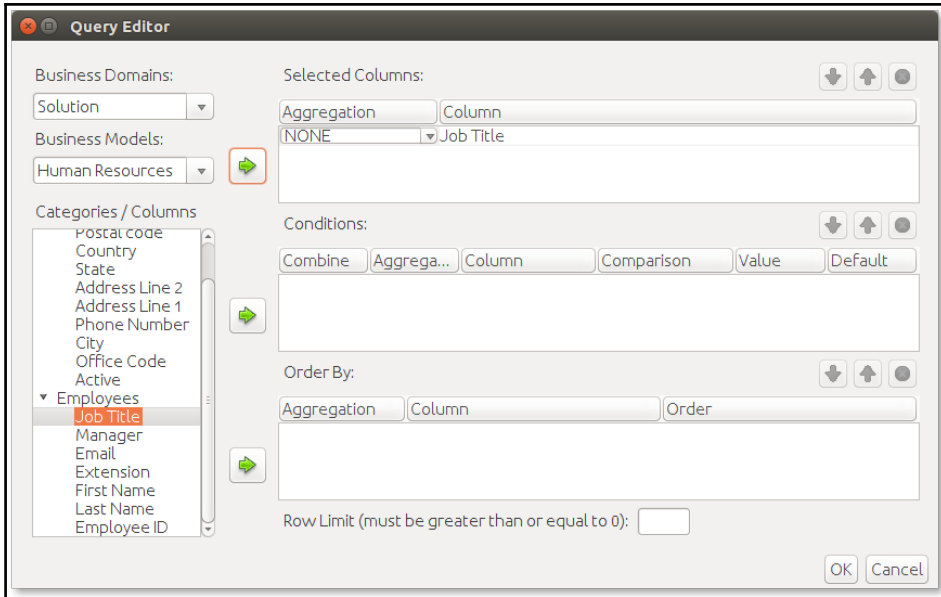


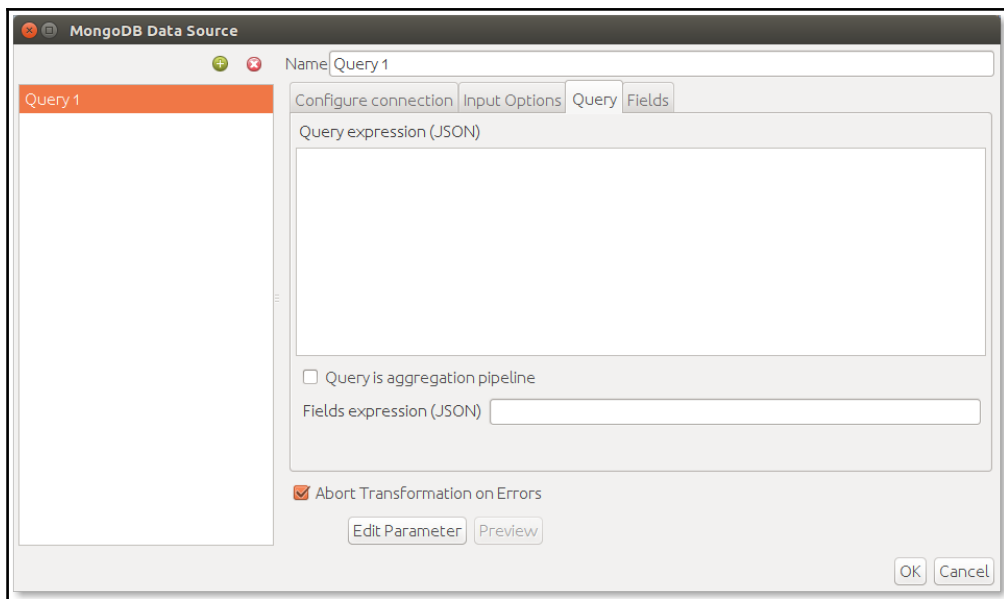
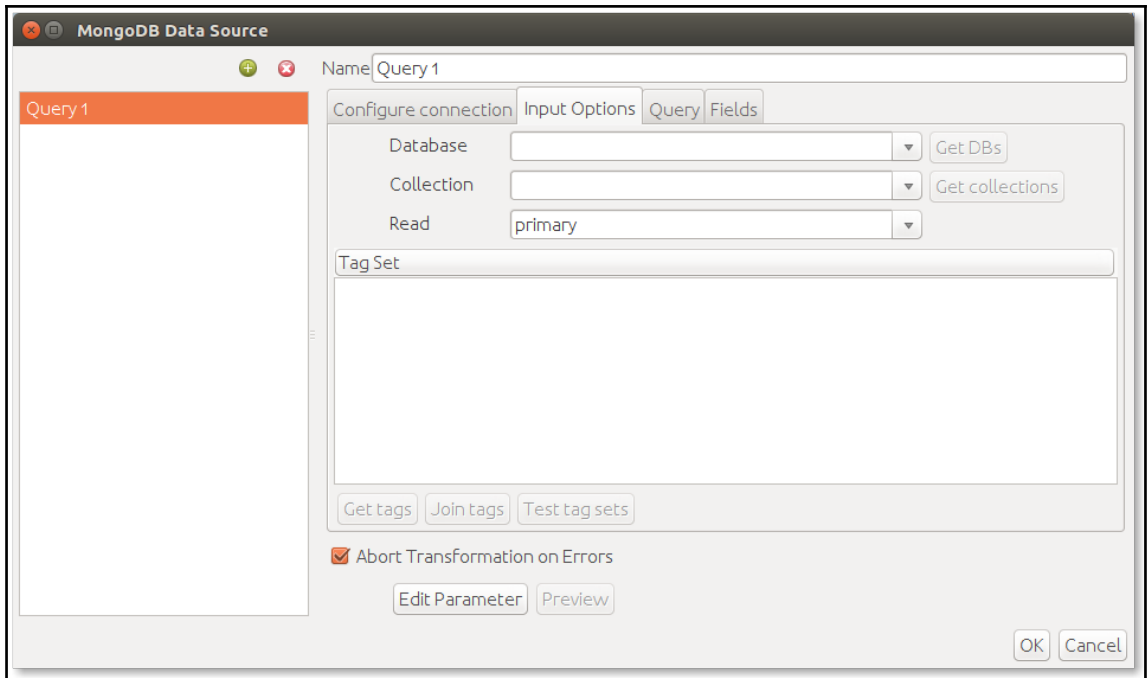
Chapter 6: Configuring JDBC and Other Data Sources

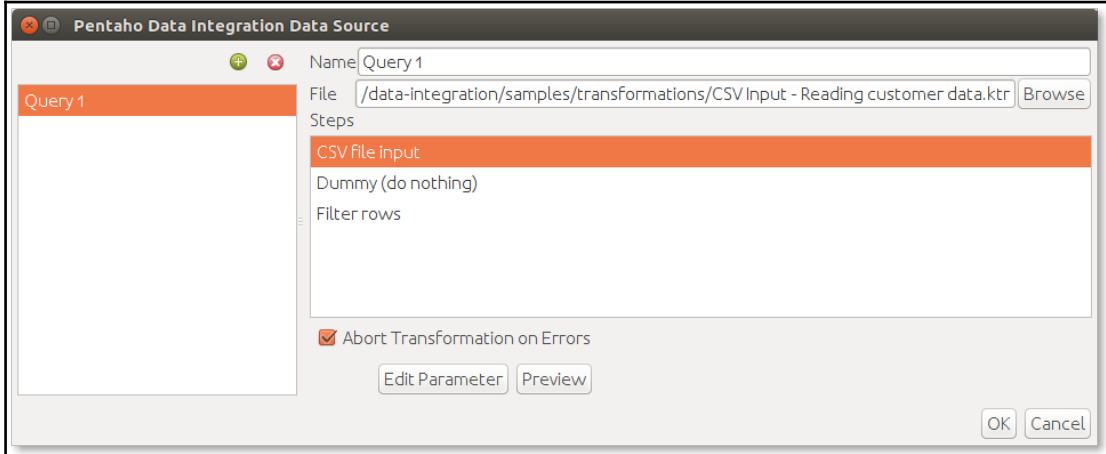
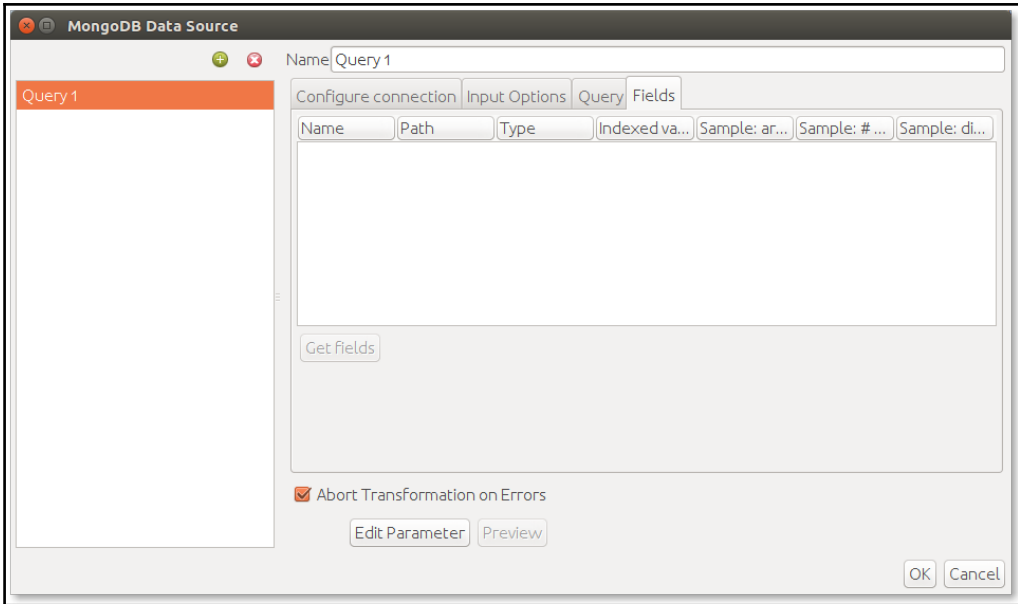


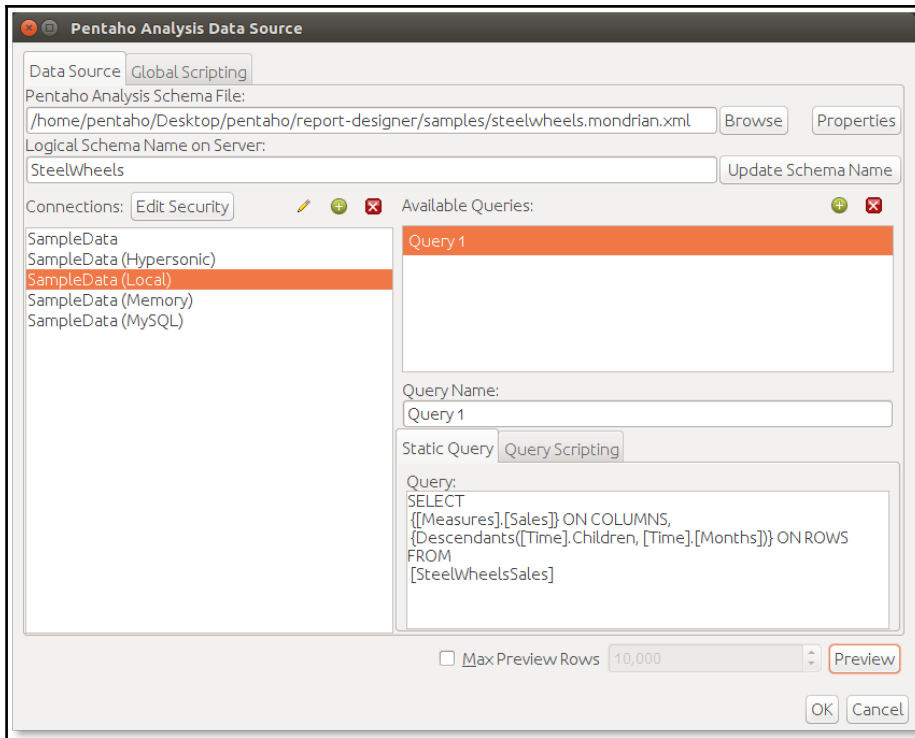


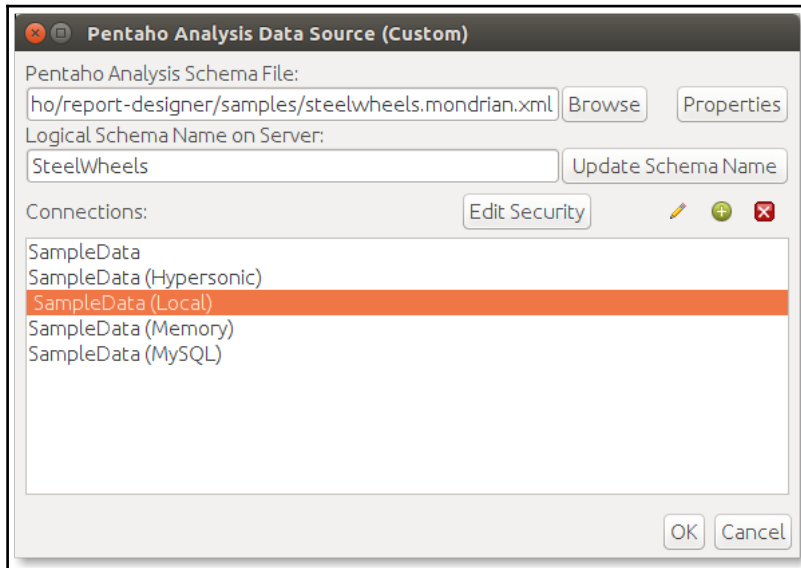
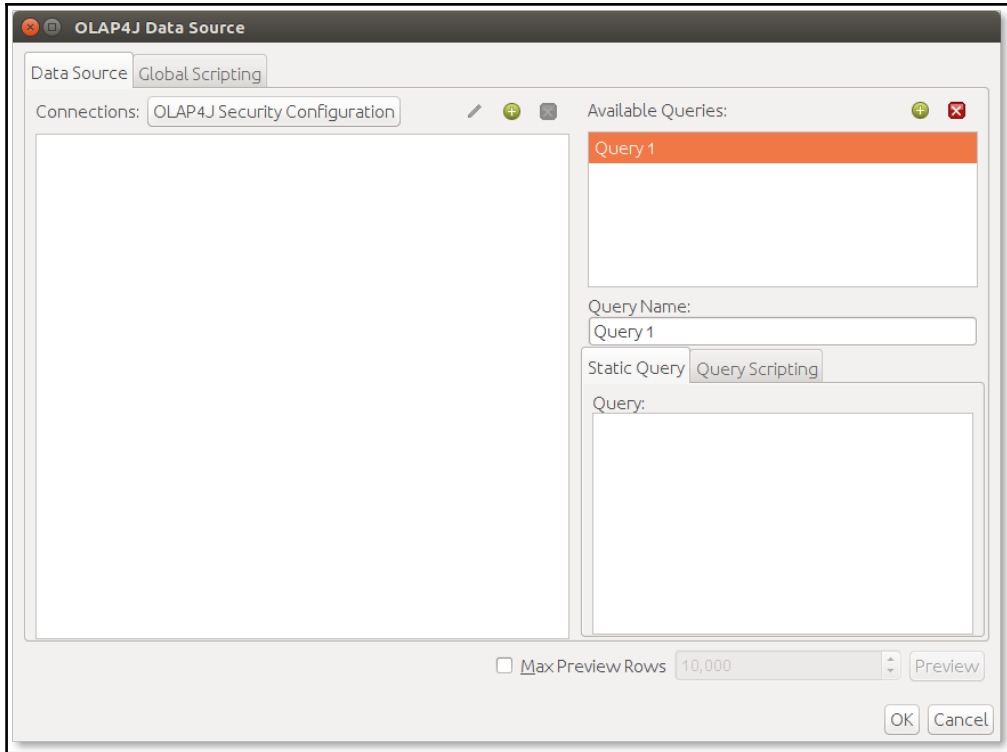


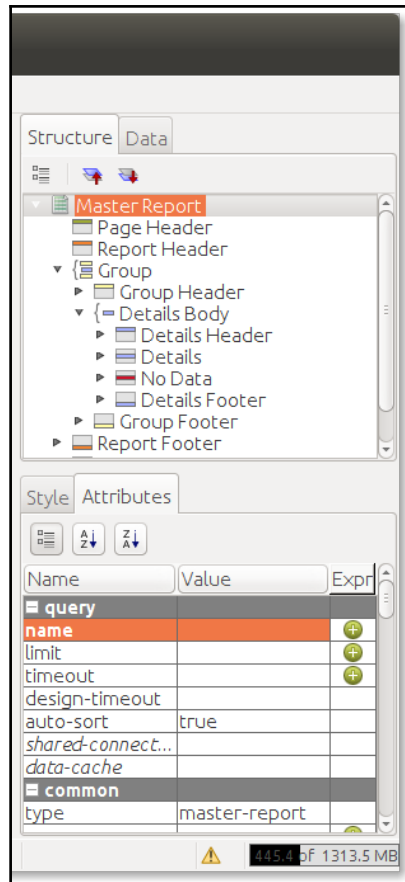


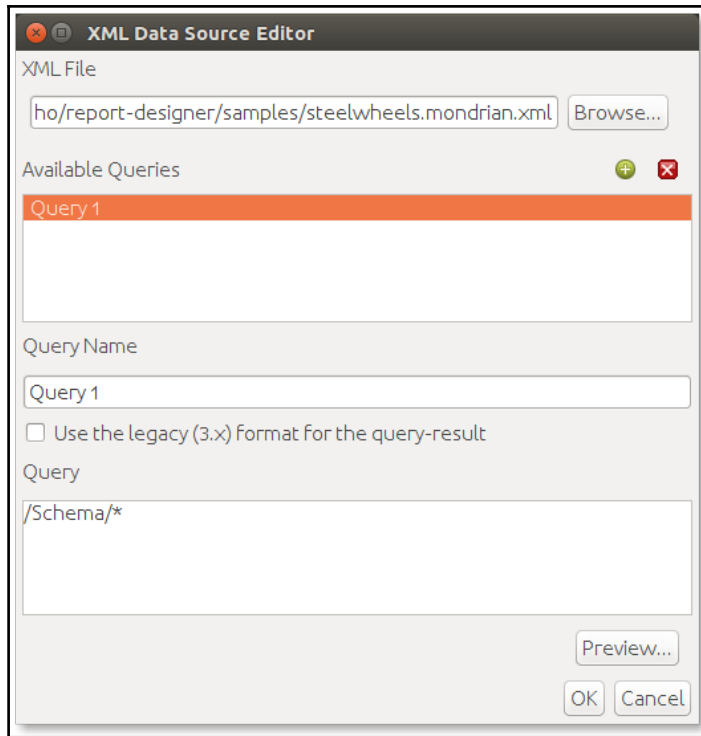


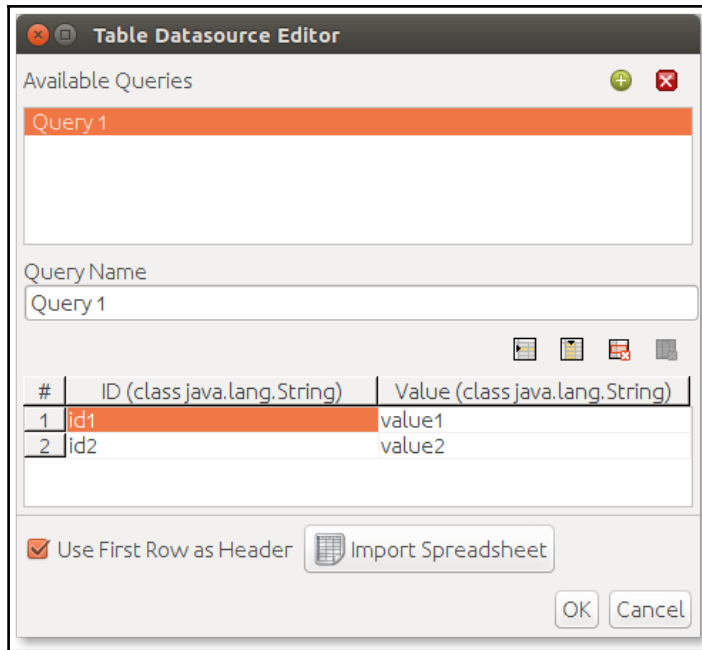












Server-URL

Server-URL-Field (overrides Server-URL)

Pentaho 5.x Server

Username

Password

Solution

Path

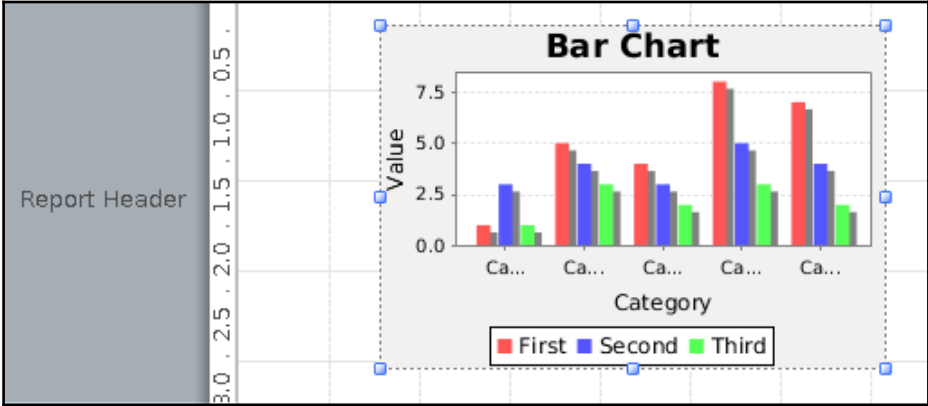
File

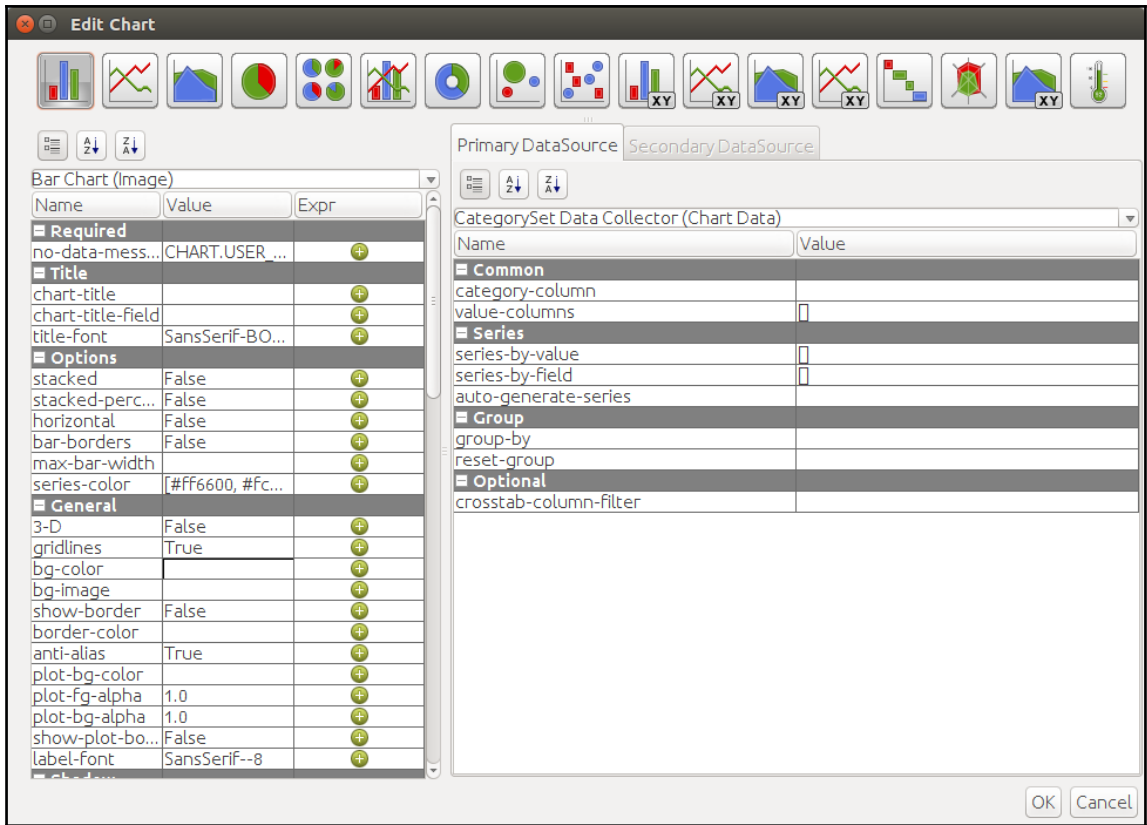
Allow local API calls instead of HTTP calls

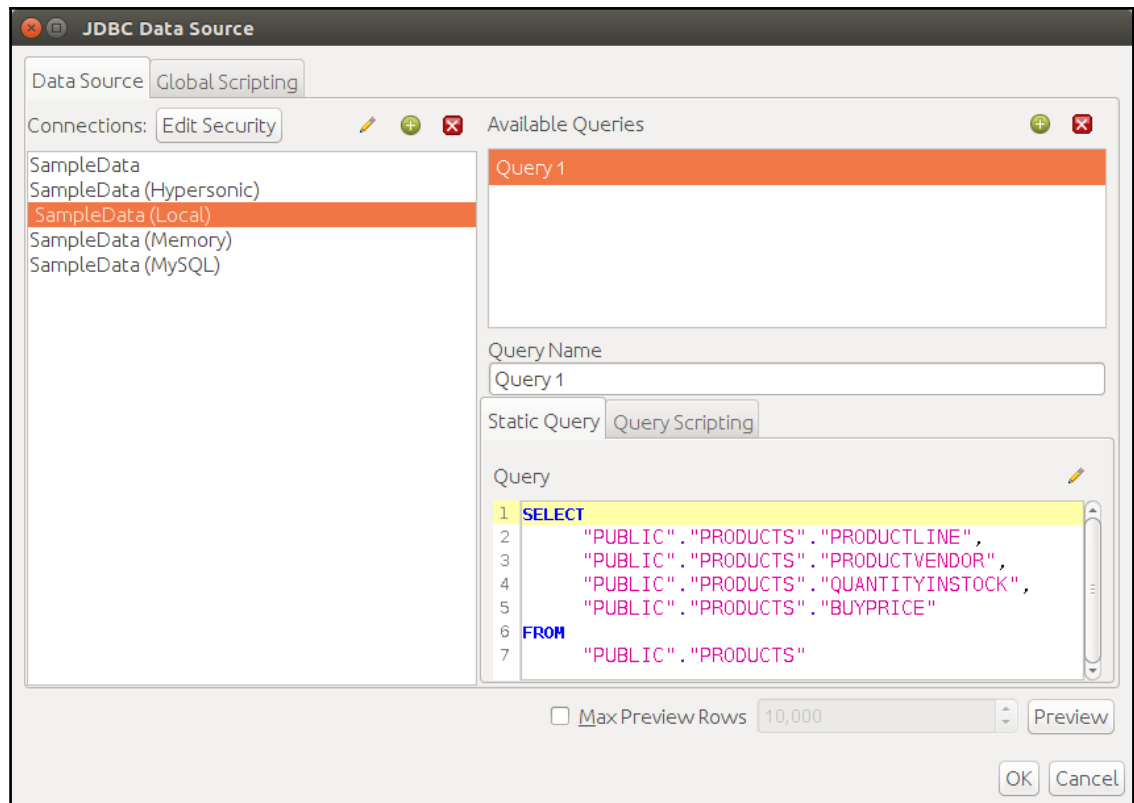
Fetch Queries from server

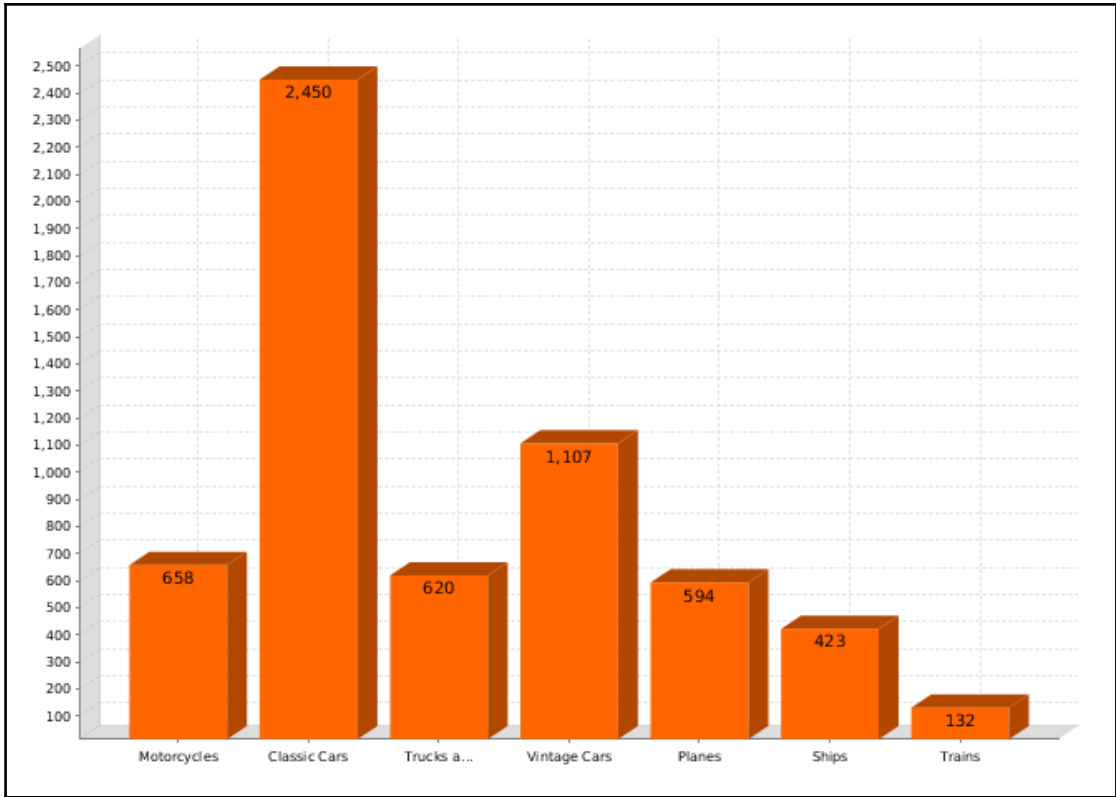
Query

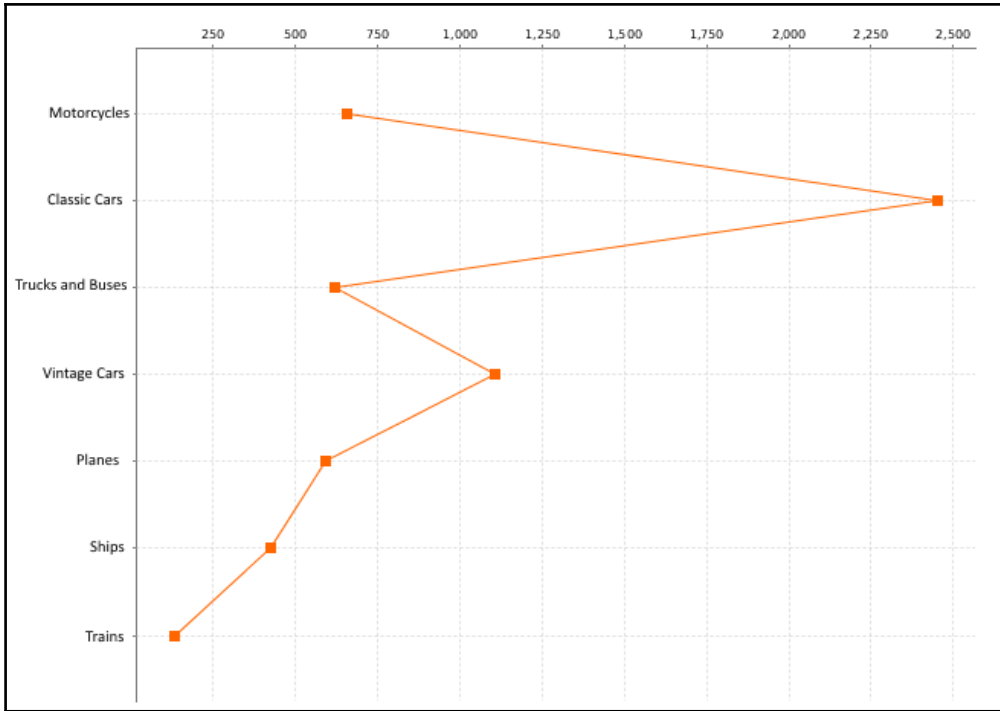
Chapter 7: Including Graphics and Charts in Reports

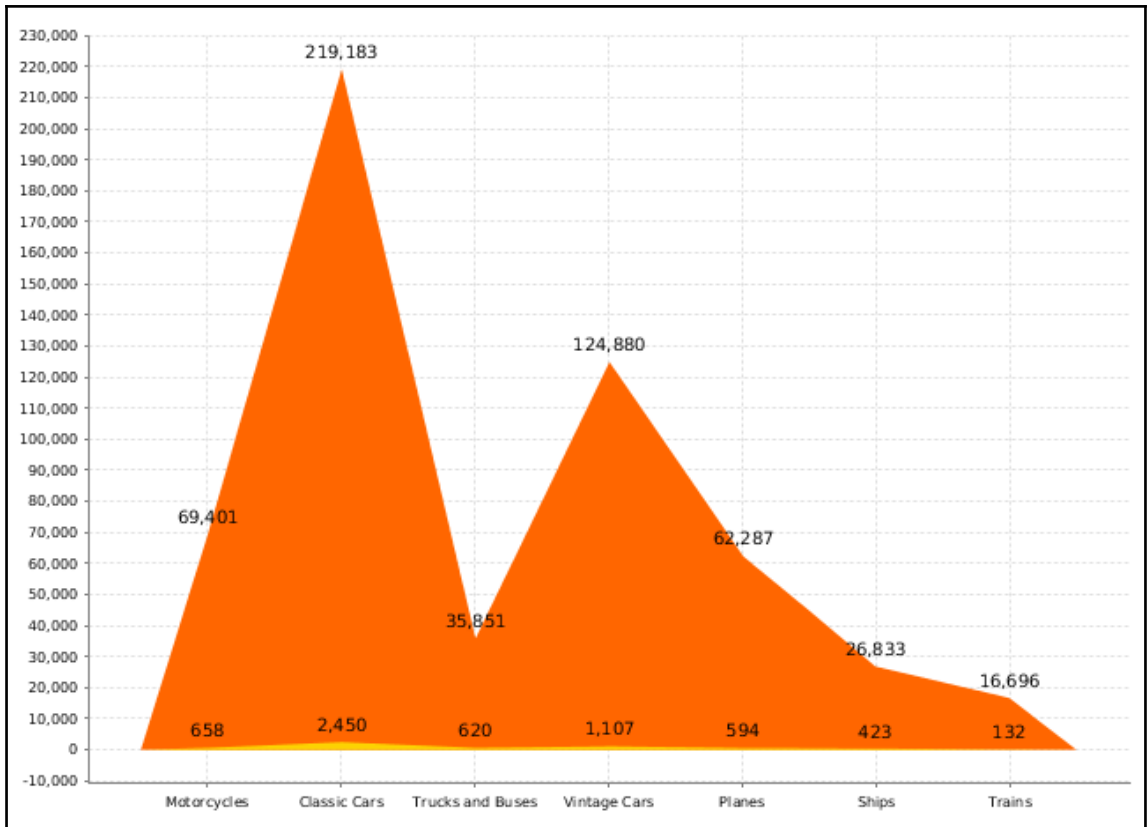


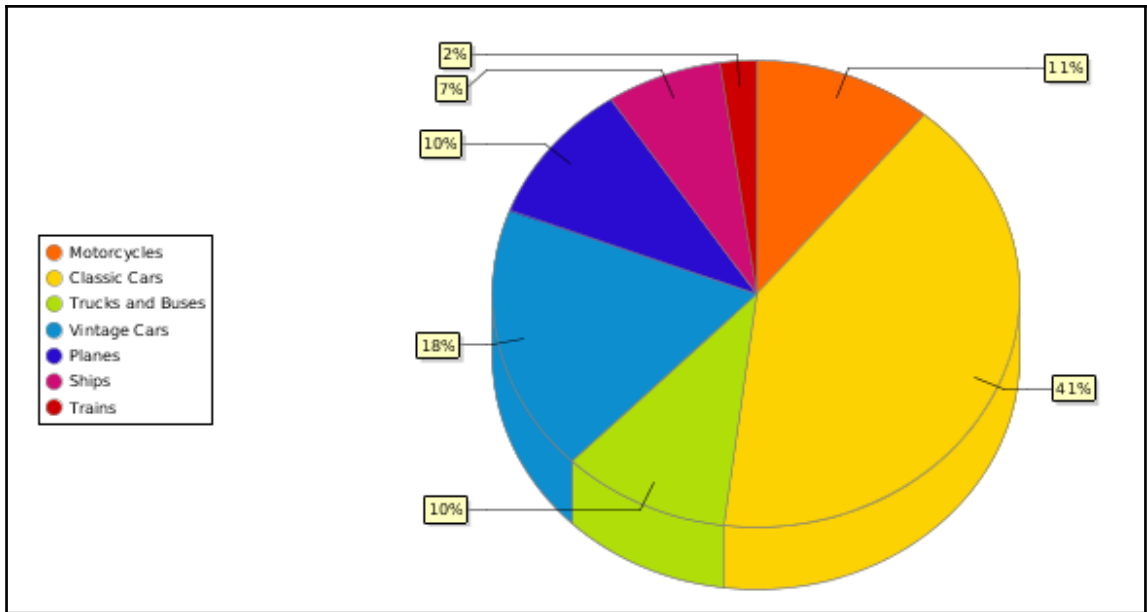


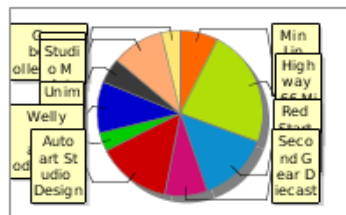




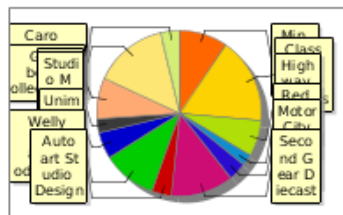




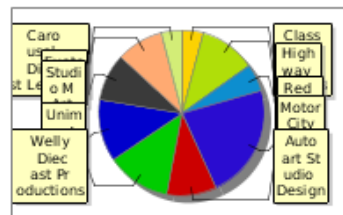




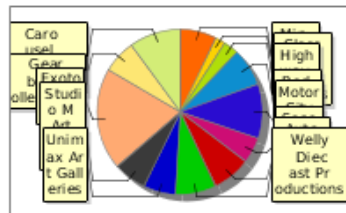
Motorcycles



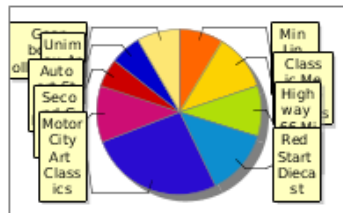
Classic Cars



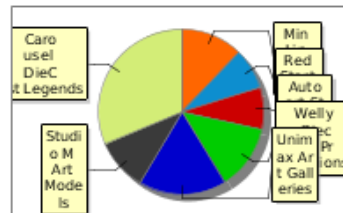
Trucks and Buses



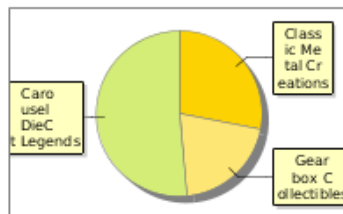
Vintage Cars



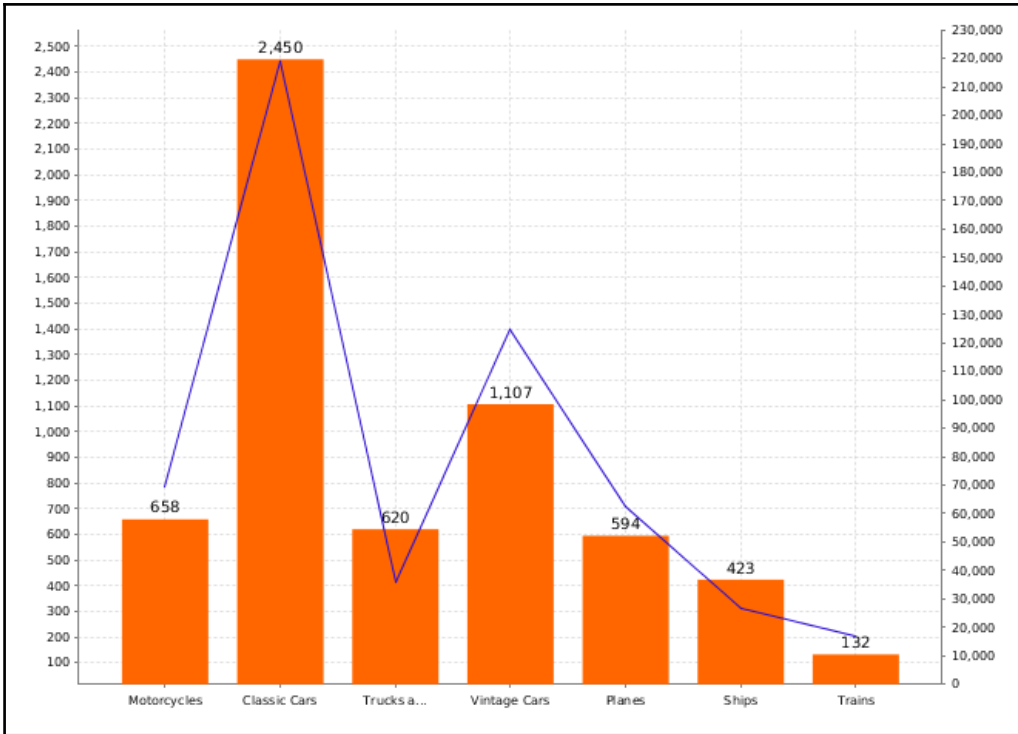
Planes

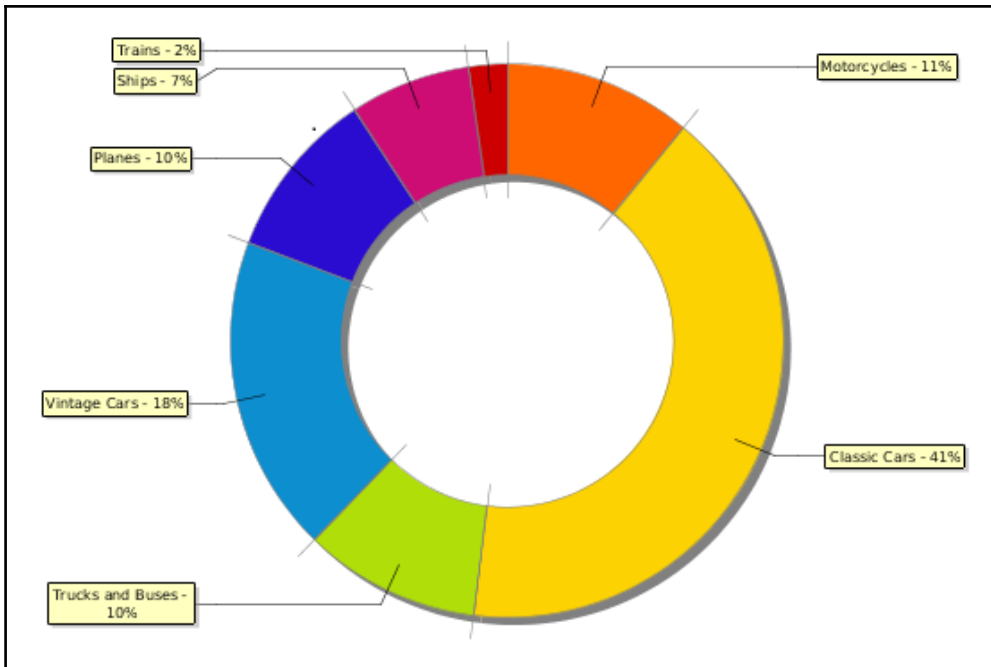


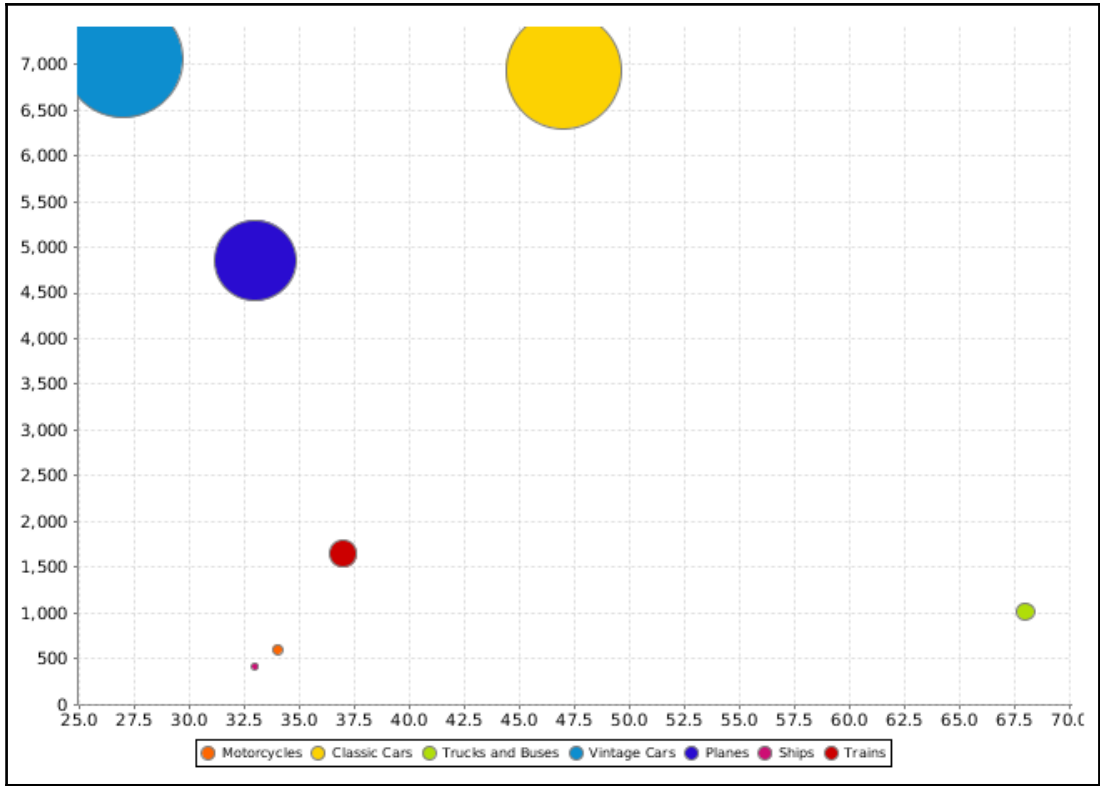
Ships

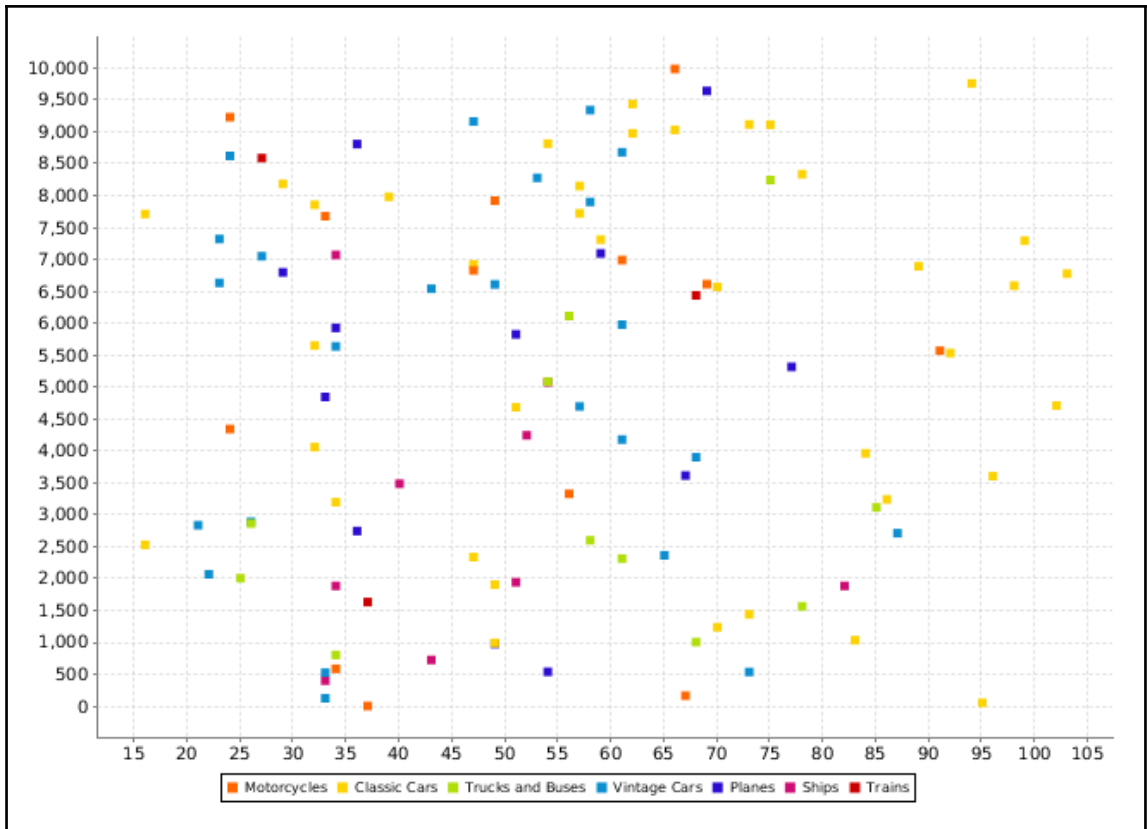


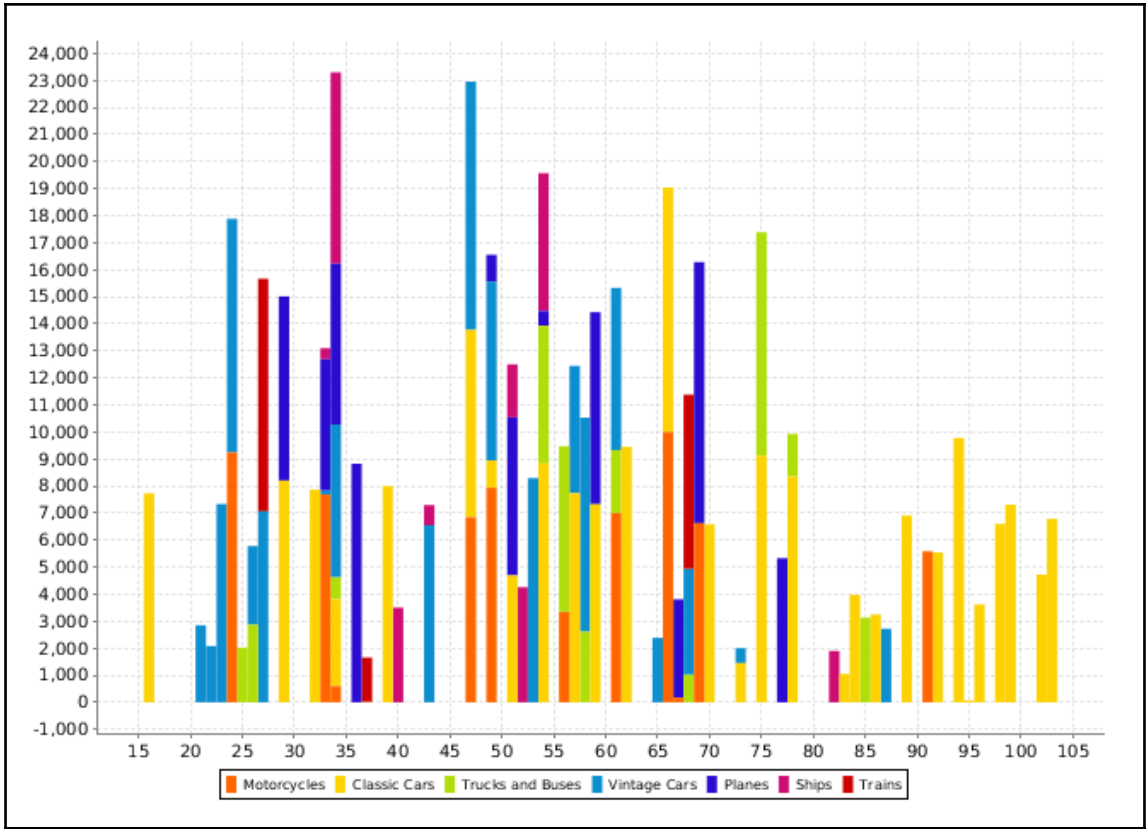
Trains

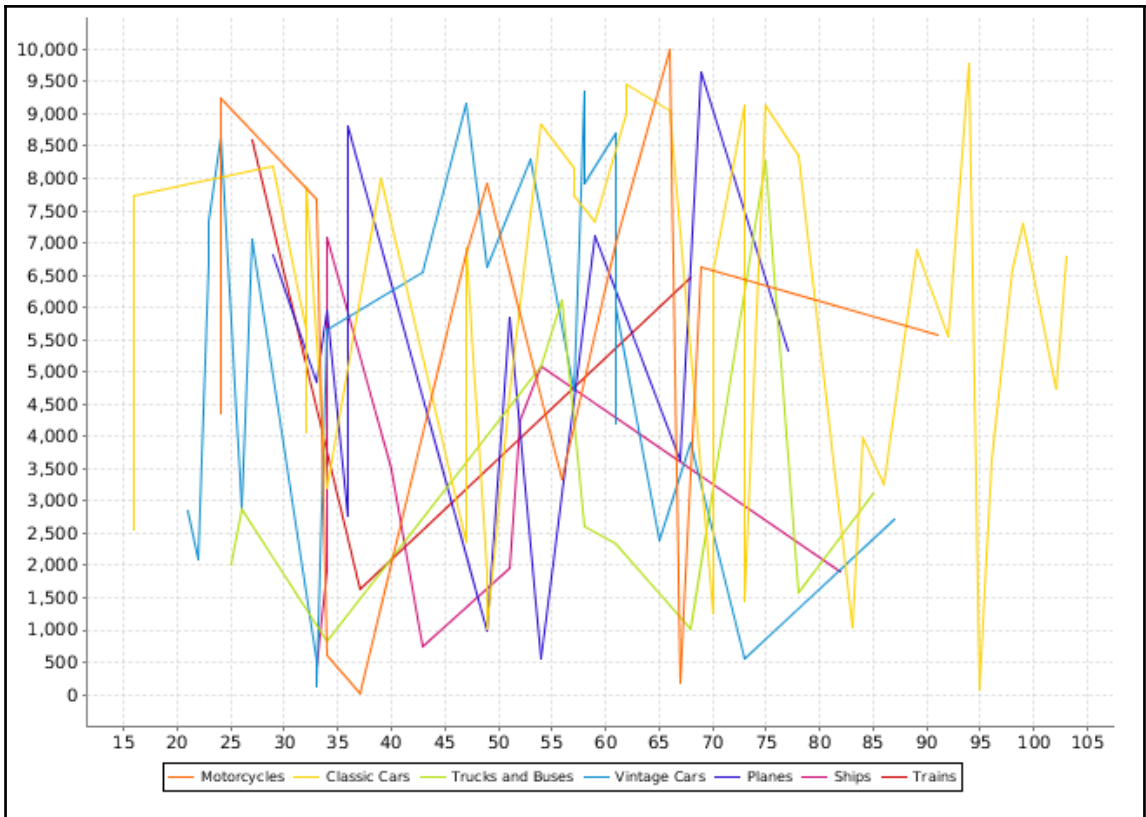


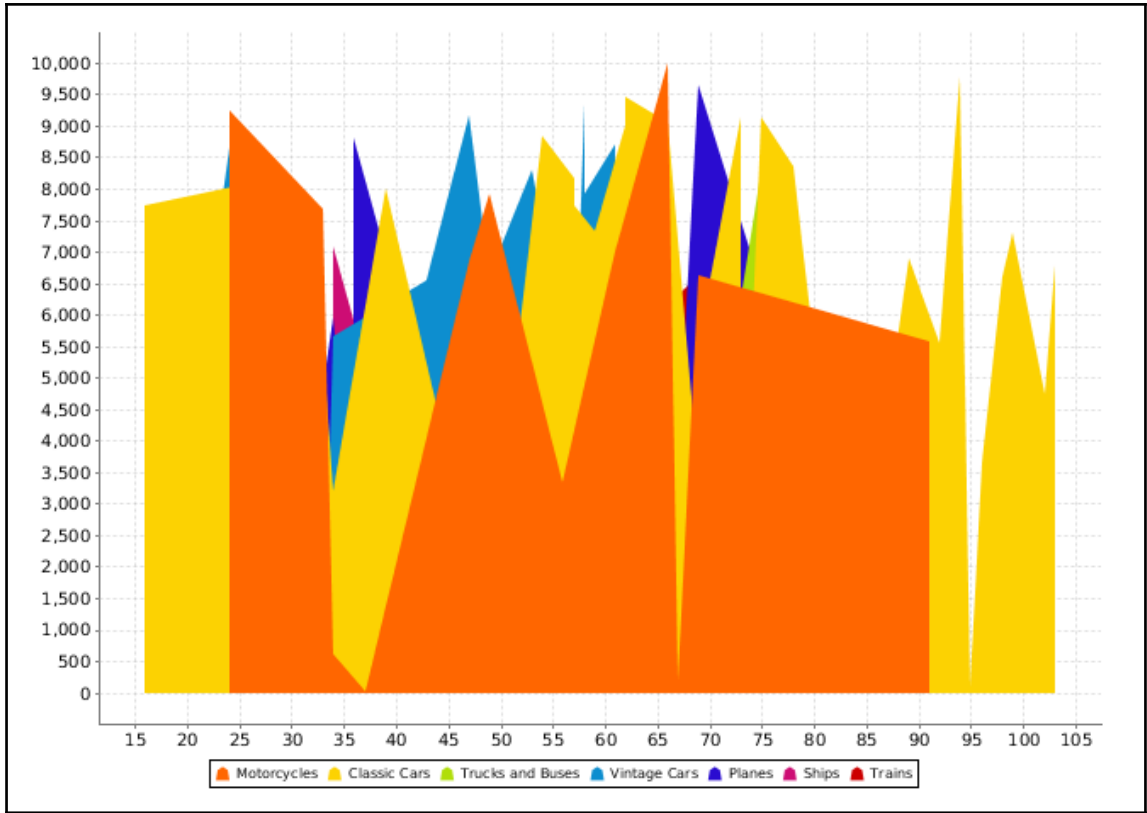


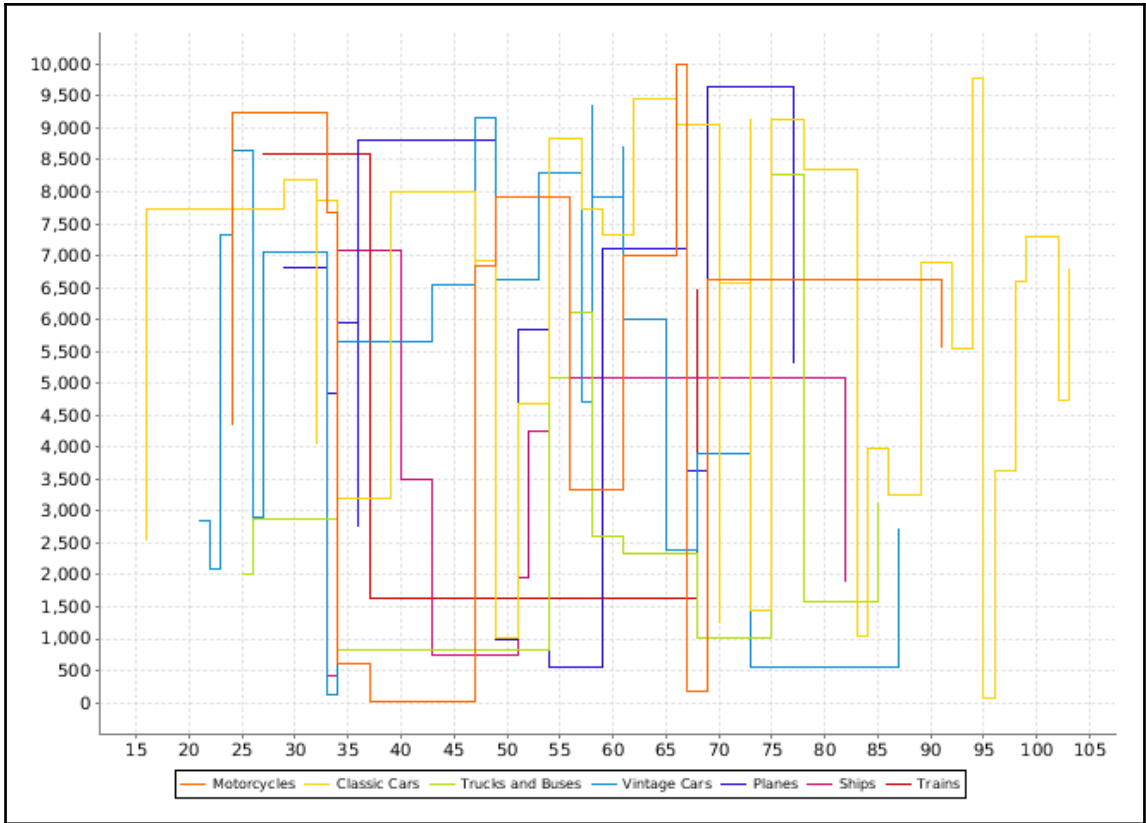


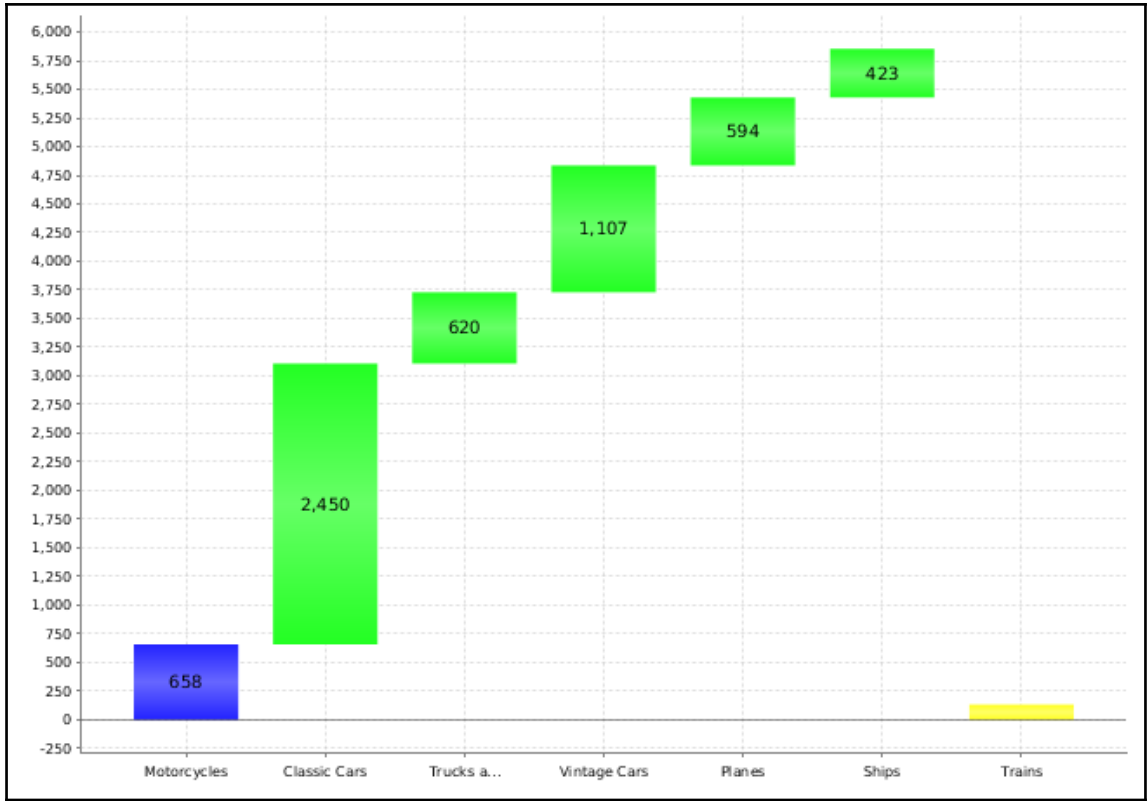



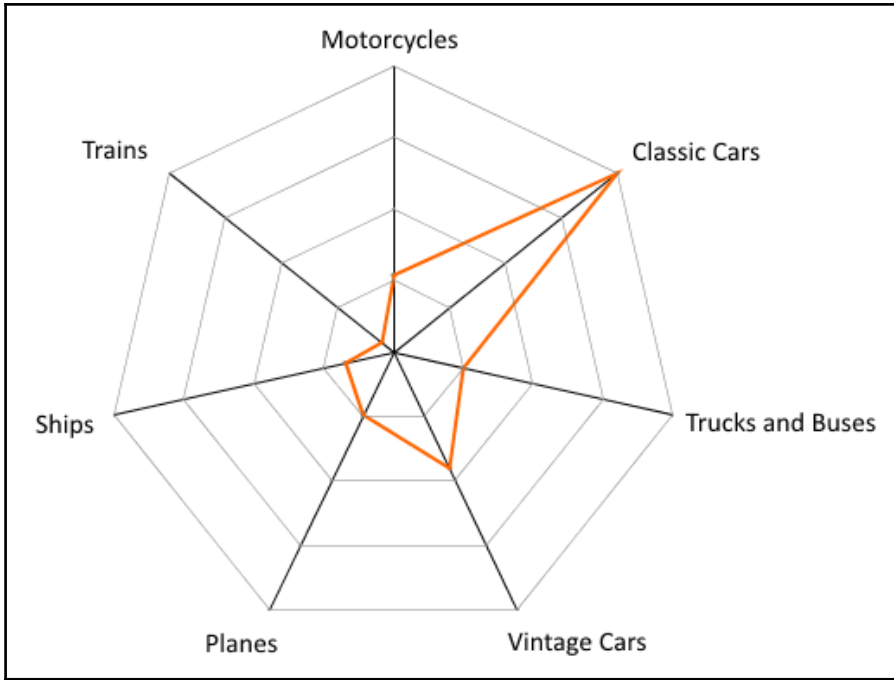




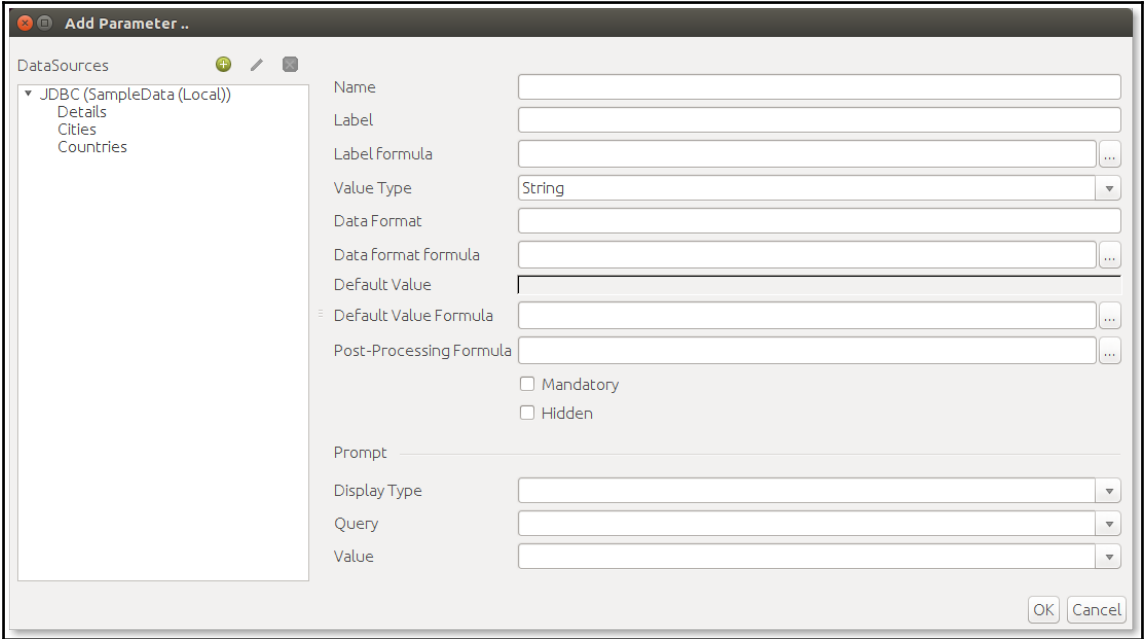
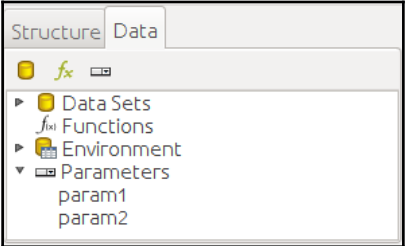


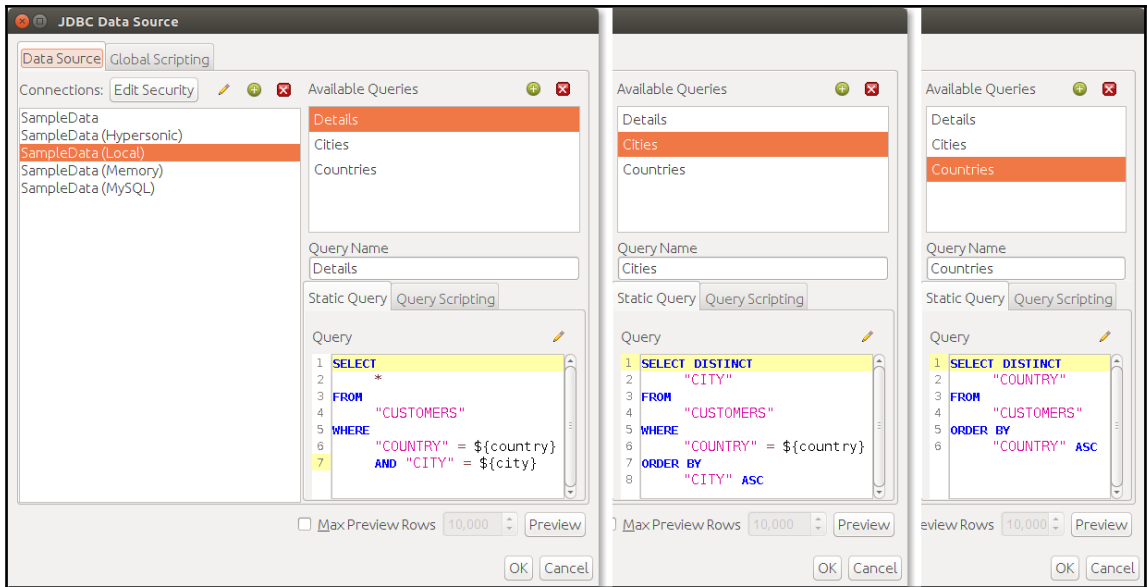






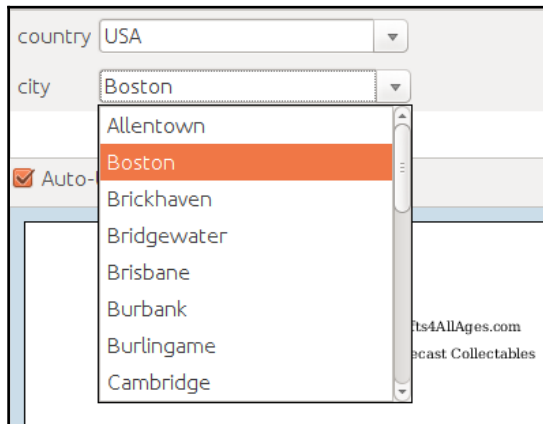
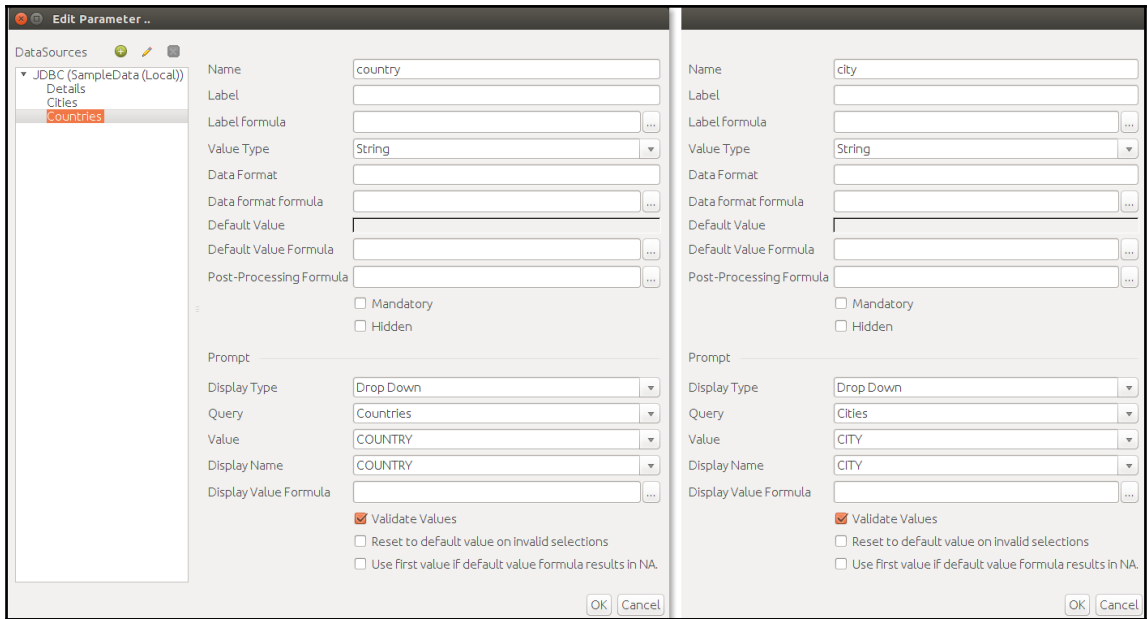
Chapter 8: Parameterization, Functions, Variables, and Formulas

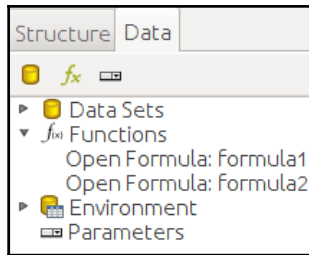




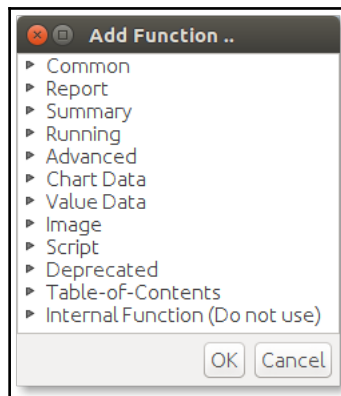
The screenshot shows a data grid with a 'Details' tab on the left. The grid has three columns: 'COUNTRY', 'CITY', and 'CUSTOMERNAME'. The first row is highlighted, and the grid is currently empty of data.

COUNTRY	CITY	CUSTOMERNAME

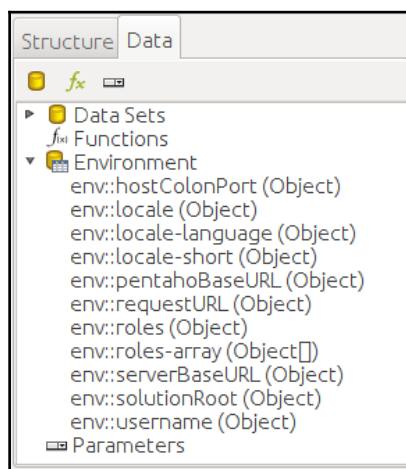
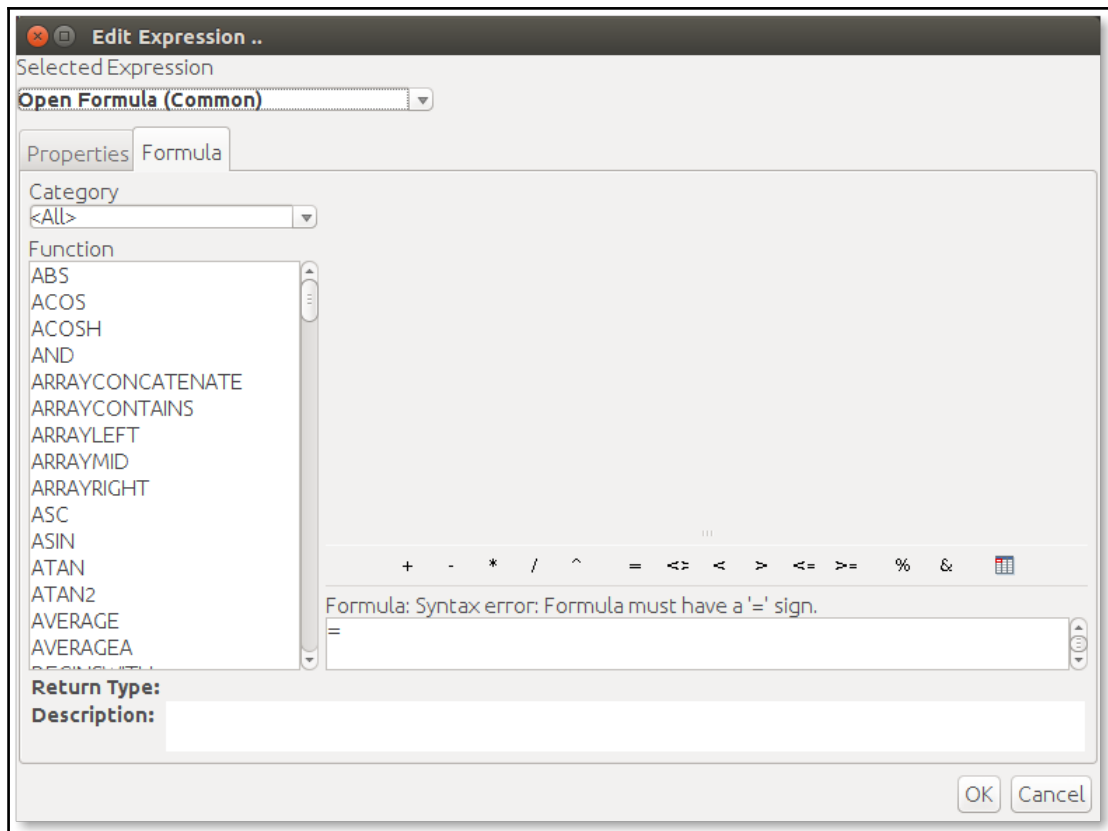


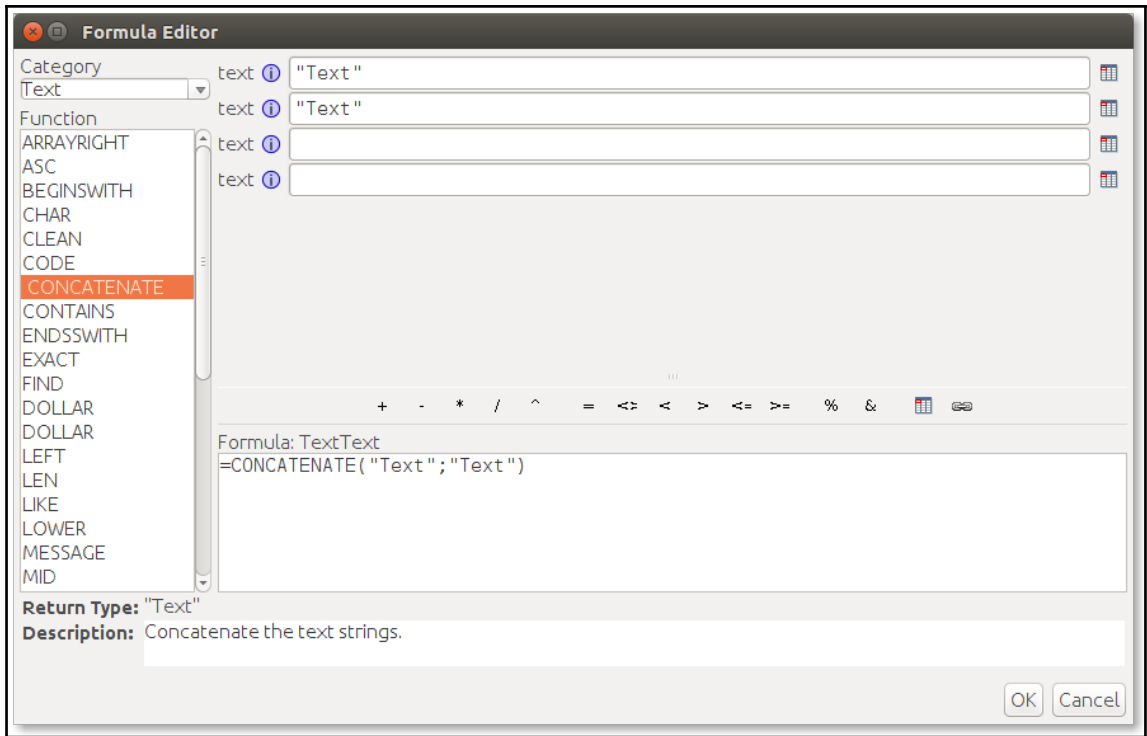


text-color	<input checked="" type="checkbox"/>		
bg-color	<input checked="" type="checkbox"/>		

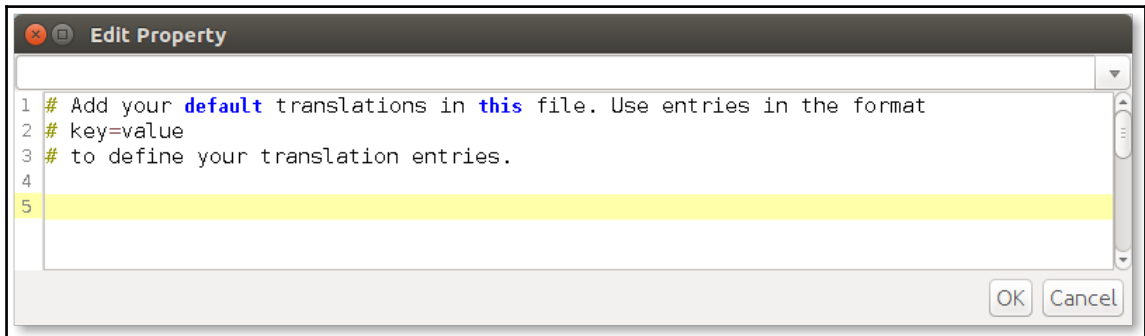
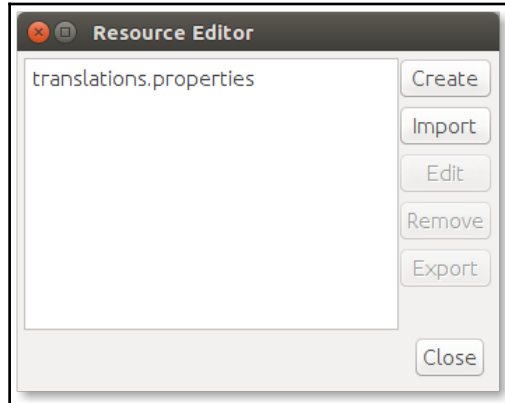


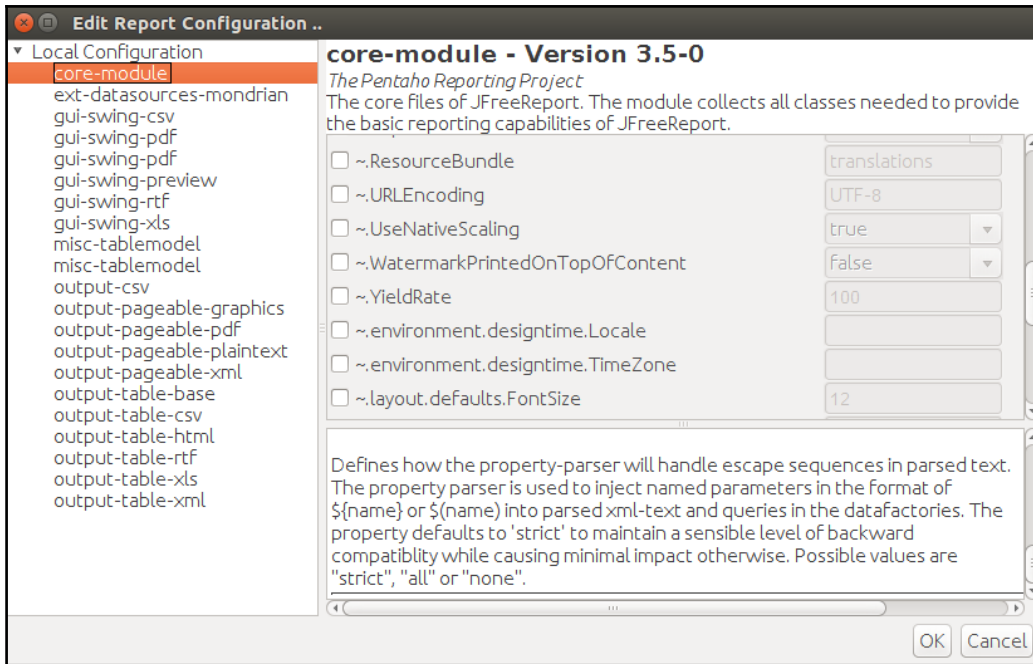
CTO	405,985	459,650
VP Engineering	383,242	443,405
Senior Engineer	770,272	719,855
Engineer	695,925	666,750
QA Manager	374,863	437,420
	1	





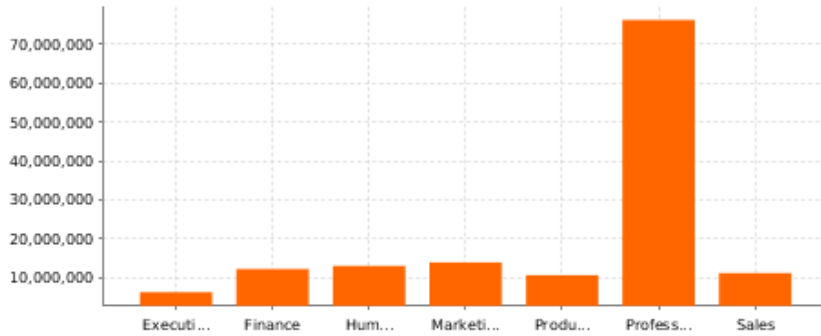
Chapter 9: Internationalization and Localization







Actuals per position title

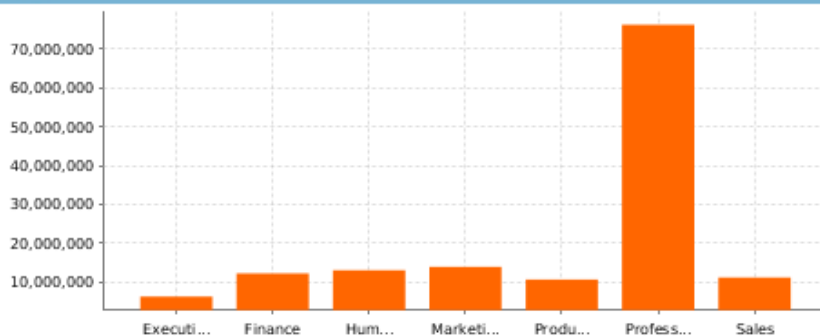


Executive Management

Position title	Actual	Budget
CEO	500,000	478,750
SVP Partnerships	531,780	519,179
SVP Strategic Development	226,000	226,395
SVP WW Operations	249,800	249,184
CEO	500,000	488,750



Título real por posición



Executive Management

Título del puesto	Real	Presupuesto
CEO	500.000	478.750
SVP Partnerships	531.780	519.179
SVP Strategic Development	226.000	226.395
SVP WW Operations	249.800	249.184
CEO	500.000	488.750

Chapter 10: Subreports and Cross Tabs

Sub-report Parameters

Import Parameter

Outer Name	Inner Name
ORDERNUMBER	ORDERNUMBER

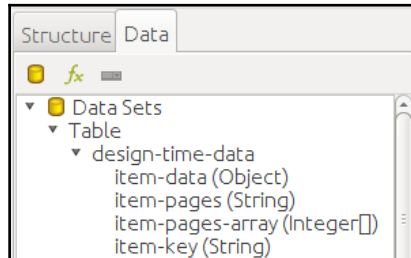
Export Parameter

Outer Name	Inner Name
------------	------------

OK Cancel

ORDERNUMBER	ORDERDATE	PRODUCTCODE	QUANTITY	ORDER PRICE	EACH
-------------	-----------	-------------	----------	-------------	------

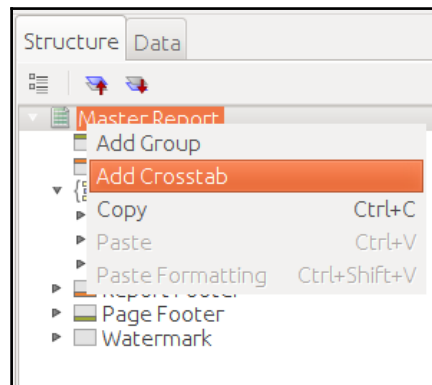
10,100	Mon Jan 06 00:00:00 CET 2003		
	S24_3969	49	34
	S18_2248	50	68
	S18_1749	30	172
	S18_4409	22	87
10,101	Thu Jan 09 00:00:00 CET 2003		
	S18_2795	26	145
	S24_2022	46	54
	S24_1937	45	31
	S18_2325	25	151
10,102	Fri Jan 10 00:00:00 CET 2003		
	S18_1367	41	50
	S18_1342	39	123
10,103	Wed Jan 29 00:00:00 CET 2003		
	S24_2300	36	102
	S18_2432	22	54
	S32_1268	31	104
	S10_4962	42	129

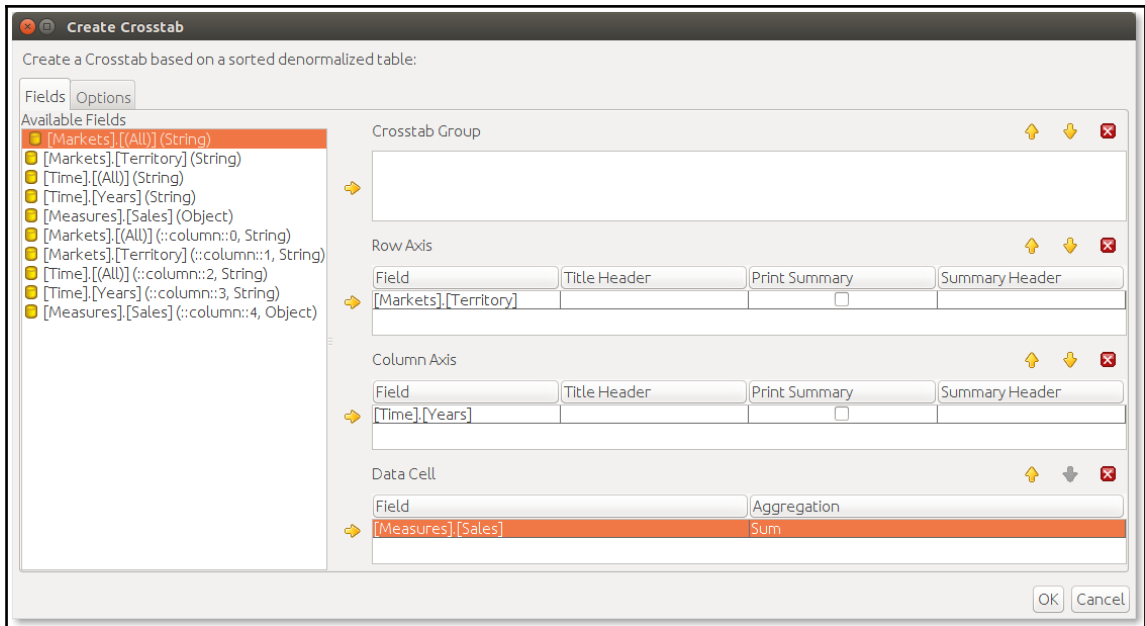


Report Header	Index	
Details	Item-data	Item-pages

Index

AV Stores, Co.	4.60.61.69.70
Alpha Cognac	10.24.87
Amica Models & Co.	53.57.58
Anna's Decorations, Ltd	14.21.79.80.85.86
Atelier graphique	7.59.73
Australian Collectables, Ltd	29.49.91
Australian Collectors, Co.	6.8.38.71.72.73
Australian Gift Network, Co	15.23.81
Auto Associés & Cie.	36.59.60
Auto Canal+ Petit	35.45.88.89





[Markets].[Territory]	[Time].[Years] 2003	[Time].[Years] 2004	[Time].[Years] 2005
#null	[Measures].[Sales] 0	[Measures].[Sales] 0	[Measures].[Sales] 0
APAC	343081.6200000002	601606.0900000001	337018.1799999999
EMEA	1681987.4600000007	2396407.8699999973	929828.9900000002
Japan	292557.5400000004	168479.1	42920.93999999995
NA	1359757.3799999992	1821246.7799999984	671057.23

Create a Crosstab based on a sorted denormalized table:

Fields Options

Available Fields

- REGION (String)
- DEPARTMENT (String)
- ACTUAL (BigDecimal)
- BUDGET (BigDecimal)
- VARIANCE (BigDecimal)
- REGION (::column::0, String)
- DEPARTMENT (::column::1, String)
- ACTUAL (::column::2, BigDecimal)
- BUDGET (::column::3, BigDecimal)
- VARIANCE (::column::4, BigDecimal)

Crosstab Group

Row Axis

Field	Title Header	Print Summary	Summary Header
REGION	REGION	<input type="checkbox"/>	Summary

Column Axis

Field	Title Header	Print Summary	Summary Header
DEPARTMENT	DEPARTMENT	<input type="checkbox"/>	Summary

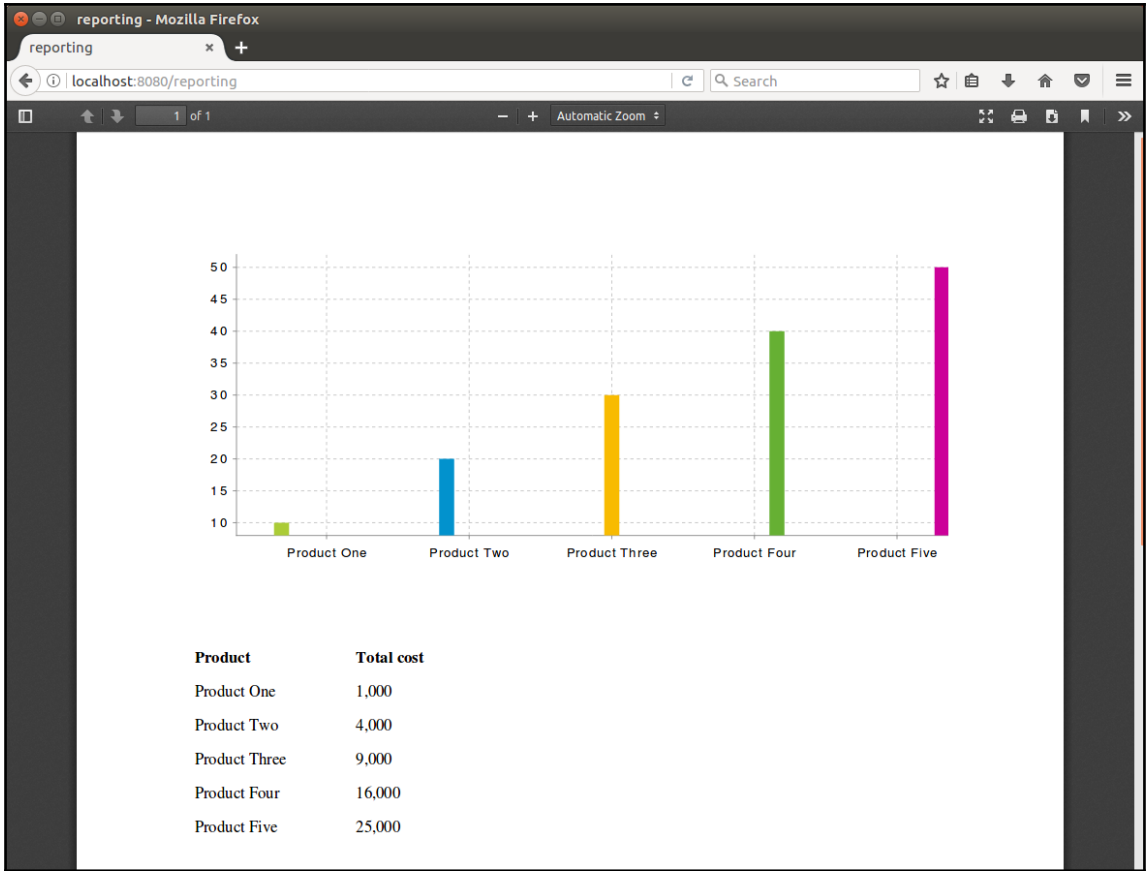
Data Cell

Field	Aggregation
ACTUAL	Sum
BUDGET	Sum
VARIANCE	Sum

OK Cancel

Chapter 11: The PRPT Format and the Java API to Build It

10,100	Mon Jan 06 00:00:00 CET 2003	Shipped
10,101	Thu Jan 09 00:00:00 CET 2003	Shipped
10,102	Fri Jan 10 00:00:00 CET 2003	Shipped
10,103	Wed Jan 29 00:00:00 CET 2003	Shipped
10,104	Fri Jan 31 00:00:00 CET 2003	Shipped
10,105	Tue Feb 11 00:00:00 CET 2003	Shipped
10,106	Mon Feb 17 00:00:00 CET 2003	Shipped
10,107	Mon Feb 24 00:00:00 CET 2003	Shipped
10,108	Mon Mar 03 00:00:00 CET 2003	Shipped
10,109	Mon Mar 10 00:00:00 CET 2003	Shipped
10,110	Tue Mar 18 00:00:00 CET 2003	Shipped
10,111	Tue Mar 25 00:00:00 CET 2003	Shipped
10,112	Mon Mar 24 00:00:00 CET 2003	Shipped



Chapter 13: Internationalization, Subreports, and Cross Tabs Using Java

reporting - Mozilla Firefox

reporting

localhost:8080/reporting

Numero de orden	Fecha de orden
10.100	lun ene 06 00:00:00 CET 2003
10.101	jue ene 09 00:00:00 CET 2003
10.102	vie ene 10 00:00:00 CET 2003
10.103	mié ene 29 00:00:00 CET 2003
10.104	vie ene 31 00:00:00 CET 2003
10.105	mar feb 11 00:00:00 CET 2003

reporting - Mozilla Firefox

reporting

localhost:8080/reporting

Order number	Order date
10,100	Mon Jan 06 00:00:00 CET 2003
10,101	Thu Jan 09 00:00:00 CET 2003
10,102	Fri Jan 10 00:00:00 CET 2003
10,103	Wed Jan 29 00:00:00 CET 2003
10,104	Fri Jan 31 00:00:00 CET 2003
10,105	Tue Feb 11 00:00:00 CET 2003

reporting - Mozilla Firefox

reporting

localhost:8080/reporting

1 of 60

Automatic Zoom

10,100	Mon Jan 06 00:00:00 CET 2003		
	S24_3969	49	34
	S18_2248	50	68
	S18_1749	30	172
	S18_4409	22	87
10,101	Thu Jan 09 00:00:00 CET 2003		
	S18_2795	26	145
	S24_2022	46	54
	S24_1937	45	31
	S18_2325	25	151
10,102	Fri Jan 10 00:00:00 CET 2003		
	S18_1367	41	50

reporting - Mozilla Firefox

reporting

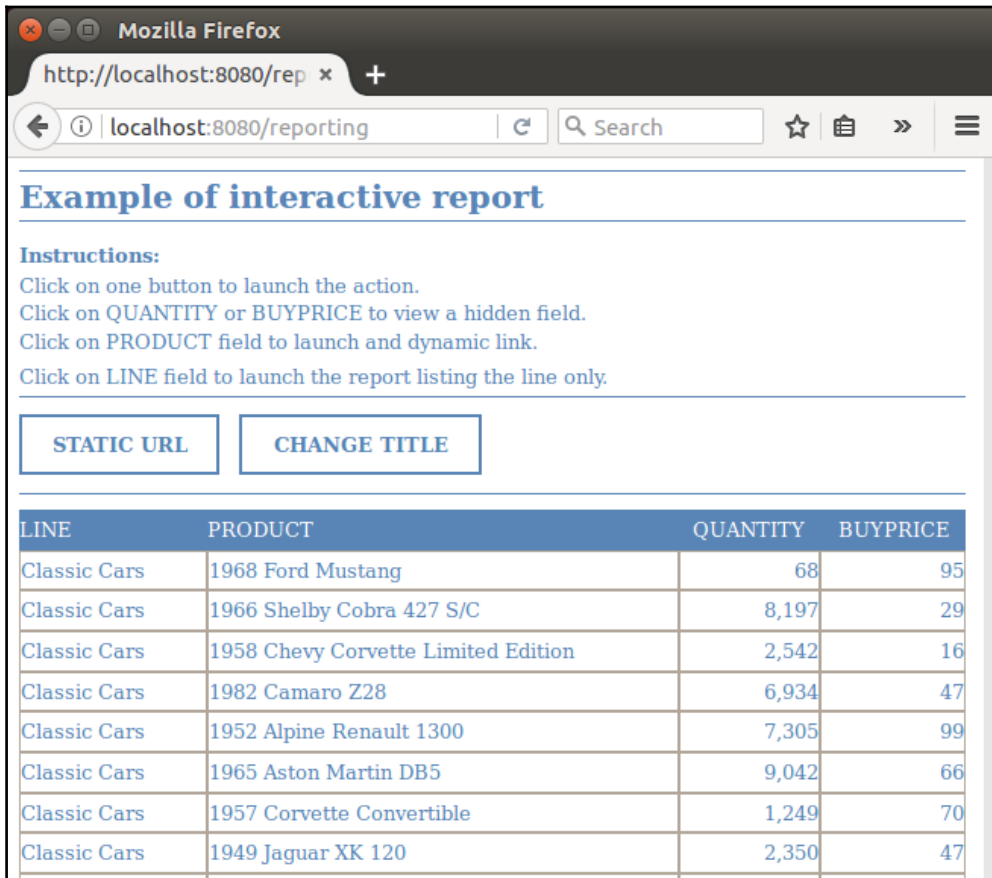
localhost:8080/reporting

1 of 1

Automatic Zoom

	[Time].[Years]	[Time].[Years]	[Time].[Years]
	2003	2004	2005
[Markets].[Territory]			
#null			
APAC	343081.6200000002	601606.0900000001	337018.1799999999
EMEA	1681987.4600000007	2396407.8699999973	929828.9900000002
Japan	292557.54000000004	168479.1	42920.93999999995
NA	1359757.3799999992	1821246.7799999984	671057.23

Chapter 14: Building Interactive Reports



Example of interactive report

Instructions:

- Click on one button to launch the action.
- Click on QUANTITY or BUYPRICE to view a hidden field.
- Click on PRODUCT field to launch and dynamic link.
- Click on LINE field to launch the report listing the line only.

[STATIC URL](#) [CHANGE TITLE](#)

LINE	PRODUCT	QUANTITY	BUYPRICE
Classic Cars	1968 Ford Mustang	68	95
Classic Cars	1966 Shelby Cobra 427 S/C	8,197	29
Classic Cars	1958 Chevy Corvette Limited Edition	2,542	16
Classic Cars	1982 Camaro Z28	6,934	47
Classic Cars	1952 Alpine Renault 1300	7,305	99
Classic Cars	1965 Aston Martin DB5	9,042	66
Classic Cars	1957 Corvette Convertible	1,249	70
Classic Cars	1949 Jaguar XK 120	2,350	47

Pentaho Report Designer - Interactive_report_1 - /home/pentaho/Desktop/Interactive-report/resources/Interactive_report_1.prpt

File Edit View Insert Format Data Extras Window Help

Interactive_report_1

138%

Page Header

Example of interactive report

Instructions:
 Click on one button to launch the action.
 Click on QUANTITY or BUYPRICE to view a hidden field.
 Click on PRODUCT field to launch and dynamic link.
 Click on LINE field to launch the report listing the line only.

STATIC URL CHANGE TITLE

Details Header

LINE	PRODUCT
PRODUCTLINE	PRODUCTNAME

Report Footer

Page Footer

Structure Data

- Master Report
 - Page Header
 - Report Header
 - horizontal-line
 - Ab label: Example of interactive report
 - horizontal-line
 - Ab label: Instructions:
 - Ab label: Click on one button to launch the action.
 - Ab label: Click on QUANTITY or BUYPRICE to view a hidden field.
 - Ab label: Click on PRODUCT field to launch and dynamic link.
 - Ab label: Click on LINE field to launch the report listing the line only.
 - horizontal-line
 - band
 - Ab label: STATIC URL
 - Ab label: CHANGE TITLE
 - horizontal-line
 - Group:
 - Report Footer

Style Attributes

Name	Value	Expr
html		
class		
name		
title		
xml-id	button1	
suppress-content		
append-body		
append-body-footer		
excel		
formula		
html-events		
on-click	window.open('http://www.pentaho...	
on-double-click		
on-double-down		
on-mouse-down		
on-mouse-up		
on-mouse-move		
on-mouse-over	document.getElementById('button1'...	
on-mouse-enter		
on-mouse-out	document.getElementById('button1'...	
on-key-down		

1321.0 MB

Data Integration, Business Analytics and Big Data | Pentaho - Mozilla Firefox

Data Integration, Busi x +

www.pentaho.com

pentaho
A Hitachi Group Company

(866) 660-7555

Example of interactive report

Instructions:
Click on one button to launch the action.
Click on QUANTITY or BUYPRICE to view a hidden chart.
Click on PRODUCT field to launch and dynamic list.
Click on LINE field to launch the report listing the

STATIC URL **CHANGE TITLE**

LINE	PRODUCT		
Classic Cars	1968 Ford Mustang		
Classic Cars	1966 Shelby Cobra 427 S/C		
Classic Cars	1958 Chevy Corvette Limited Edition	2,542	16
Classic Cars	1982 Camaro Z28	6,934	47
Classic Cars	1952 Alpine Renault 1300	7,305	99
Classic Cars	1965 Aston Martin DB5	9,042	66
Classic Cars	1957 Corvette Convertible	1,249	70
Classic Cars	1949 Jaguar XK 120	2,350	47

A Comprehensive Data Integration and Business Analytics Platform

FREE TRIAL

The screenshot shows a Mozilla Firefox browser window at the URL `http://localhost:8080/reporting`. The page displays an "Example of interactive report" with instructions and a table of classic cars. A modal dialog box is open, showing the calculation: **Total cost (Quantity * BuyPrice) = 237713**. A red arrow points from the dialog box to the "Quantity" column of the table.

Instructions:
Click on one button to launch the action.
Click on QUANTITY or BUYPRICE to view a hidden field.
Click on PRODUCT field to launch and dynamic list.
Click on LINE field to launch the report listing the

Buttons: STATIC URL, CHANGE TITLE

LINE	PRODUCT	QUANTITY	BUYPRICE
Classic Cars	1968 Ford Mustang	68	95
Classic Cars	1966 Shelby Cobra 427 S/C	8,197	29
Classic Cars	1958 Chevy Corvette Limited Edition	2,542	16
Classic Cars	1982 Camaro Z28	6,934	47
Classic Cars	1952 Alpine Renault 1300	7,305	99
Classic Cars	1965 Aston Martin DB5	9,042	66
Classic Cars	1957 Corvette Convertible	1,249	70
Classic Cars	1949 Jaguar XK 120	2,350	47

Example of interactive report

Instructions:
 Click on one button to launch the action.
 Click on QUANTITY or BUYPRICE to view a hidden report.
 Click on PRODUCT field to launch a dynamic list.
 Click on LINE field to launch the report listing the products.

LINE	PRODUCT	QUANTITY	BUYPRICE
Classic Cars	1968 Ford Mustang	68	95
Classic Cars	1966 Shelby Cobra 427 S/C	8,197	29
Classic Cars	1958 Chevy Corvette Limited Edition	2,542	16
Classic Cars	1982 Camaro Z28	6,934	47
Classic Cars	1952 Alpine Renault 1300	7,305	99
Classic Cars	1965 Aston Martin DB5	9,042	66
Classic Cars	1957 Corvette Convertible	1,249	70
Classic Cars	1949 Jaguar XK 120	2,350	47

1958 Chevy Corvette Limited Edition - Cerca con Google - Mozilla Firefox

1958 Chevy Corvette Limited Edition

Tutti Immagini Shopping Video Notizie Altro Impostazioni

Circa 610.000 risultati (0,46 secondi)

Suggerimento: Cerca risultati solo in italiano. Puoi specificare la lingua di ricerca in...

Immagini relative a 1958 Chevy Corvette Limited Edition

→ Altre immagini per 1958 Chevy Corvette Limited Edition Segnala immagine

Franklin MINT 1958 Chevy Corvette Limited Edition 1 24 | eBay

https://www.ebay.com > ... > Contemporary Manufacture Traduci questa pagina

Mozilla Firefox

http://localhost:8080/rep x +

localhost:8080/reporting

Search

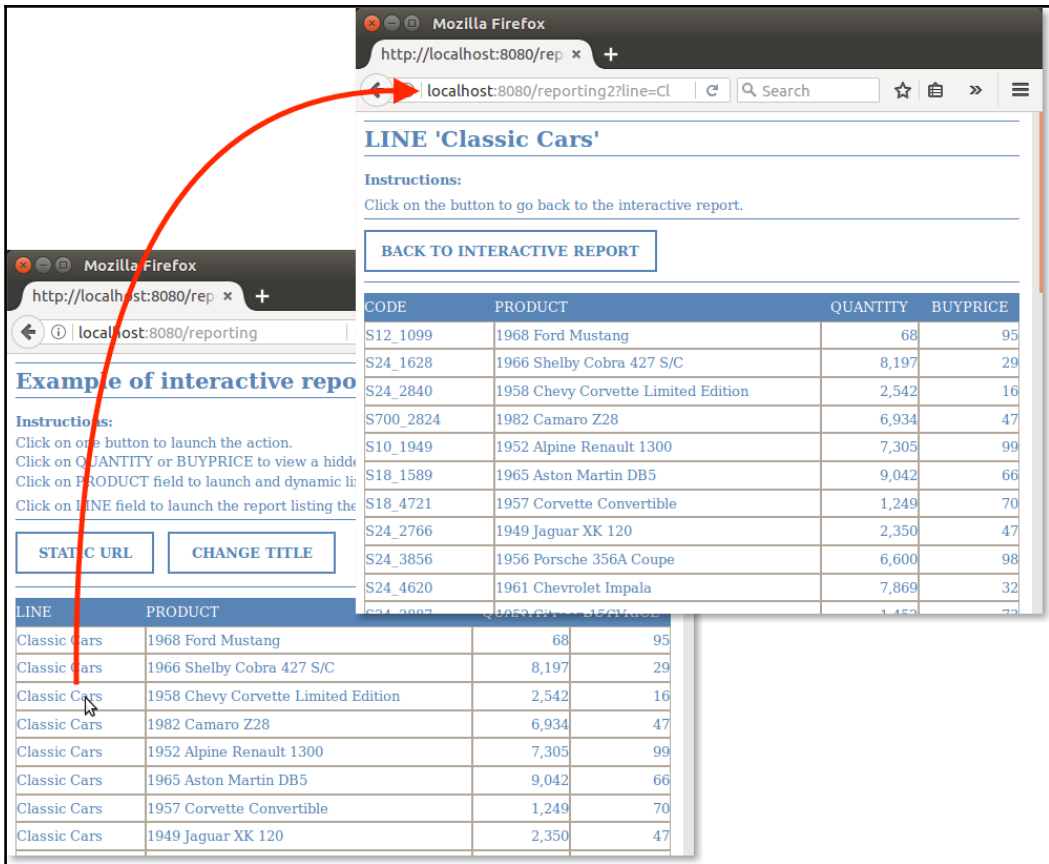
Title changed at 19:48:10

Instructions:

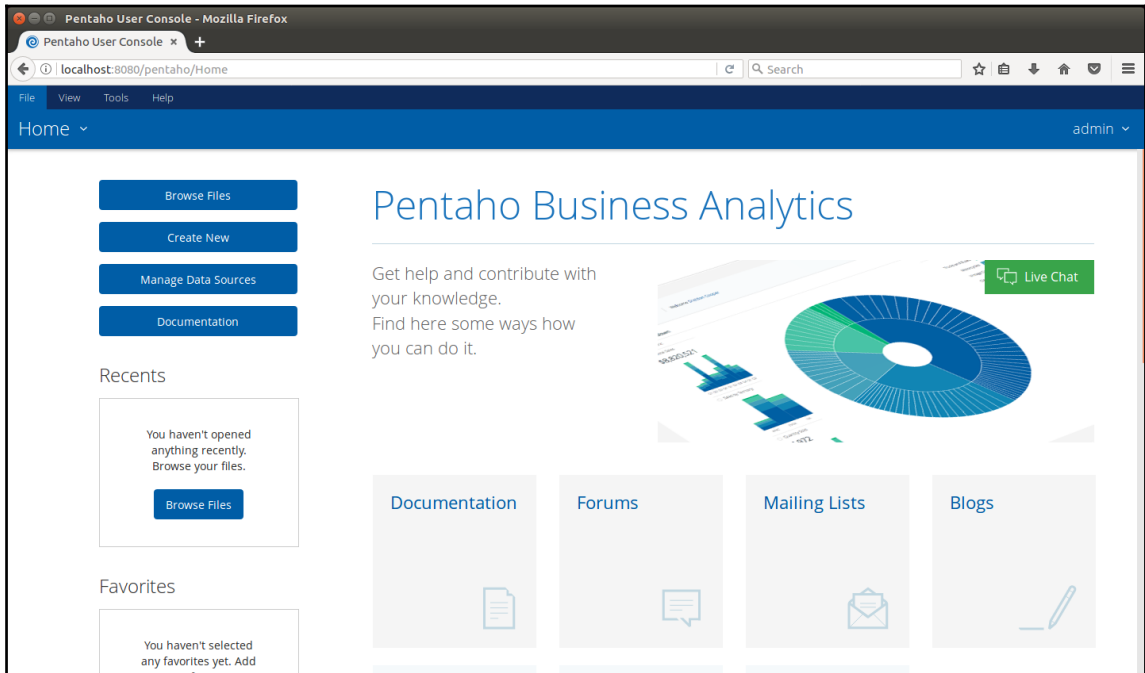
- Click on one button to launch the action.
- Click on QUANTITY or BUYPRICE to view a hidden field.
- Click on PRODUCT field to launch and dynamic link.
- Click on LINE field to launch the report listing the line only.

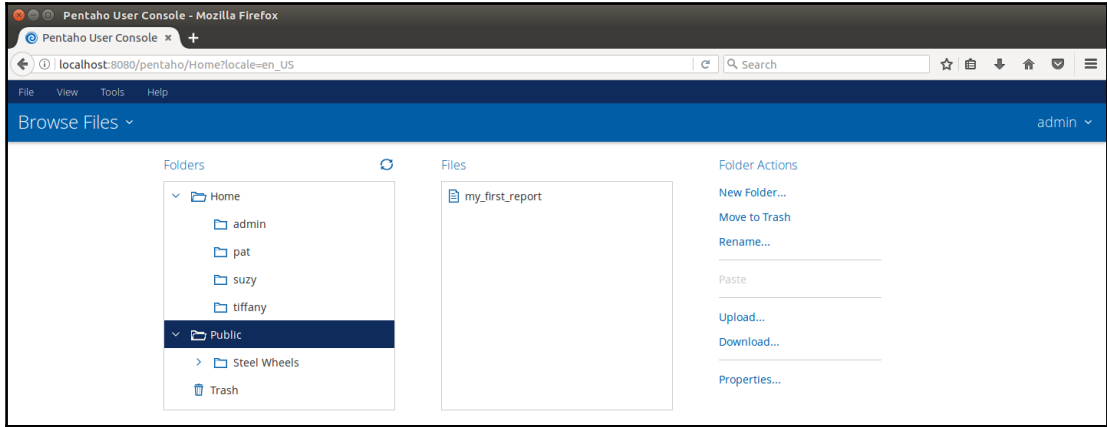
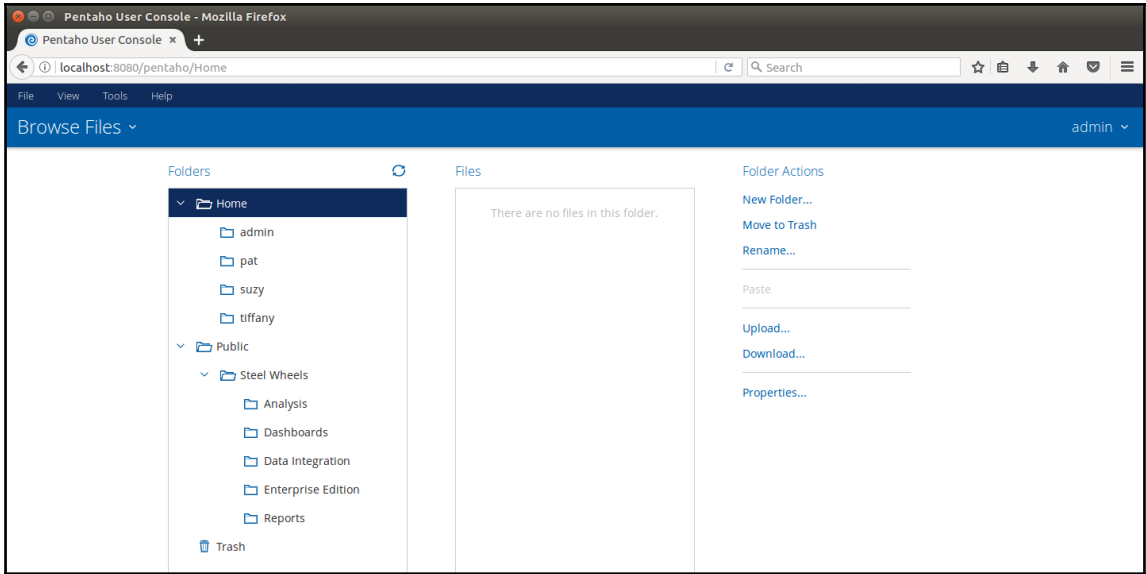
STATIC URL CHANGE TITLE

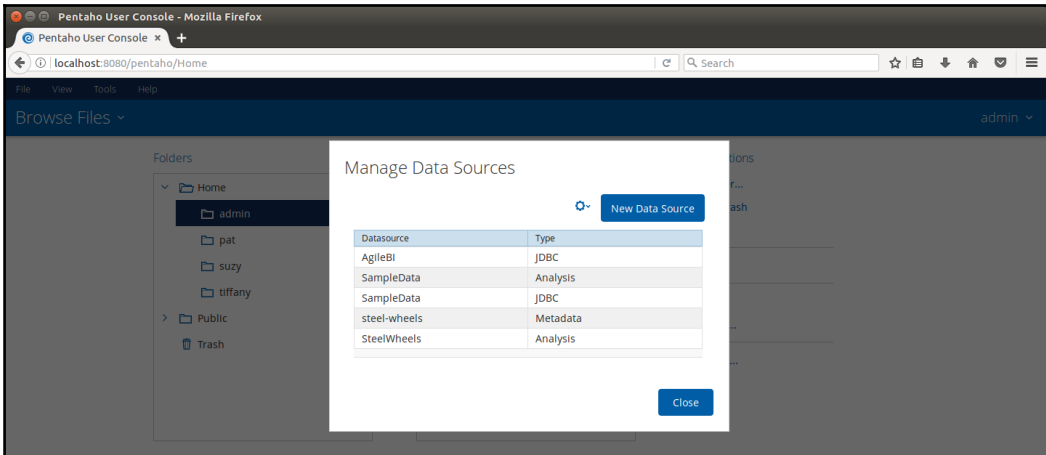
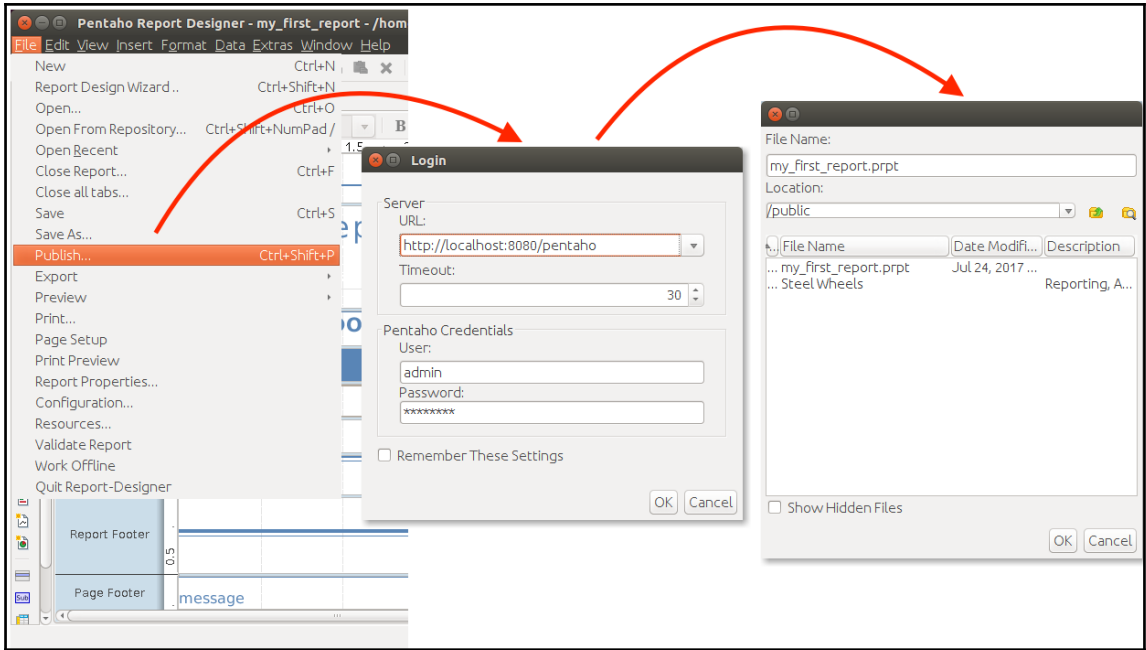
LINE	PRODUCT	QUANTITY	BUYPRICE
Classic Cars	1968 Ford Mustang	68	95
Classic Cars	1966 Shelby Cobra 427 S/C	8,197	29
Classic Cars	1958 Chevy Corvette Limited Edition	2,542	16
Classic Cars	1982 Camaro Z28	6,934	47
Classic Cars	1952 Alpine Renault 1300	7,305	99
Classic Cars	1965 Aston Martin DB5	9,042	66
Classic Cars	1957 Corvette Convertible	1,249	70
Classic Cars	1949 Jaguar XK 120	2,350	47



Chapter 15: Using Reports in Pentaho Business Analytics Platform







Report Web Viewer - Mozilla Firefox

localhost:8080/pentaho/api/repos/%3Apublic%3Amy_first_report.prpt/viewer

Row Limit: Maximum

Output Type: PDF

View Report Auto-Submit

1 of 8 Automatic Zoom

July 26, 2017 @ 09:18

My first report

PRODUCTVENDORAutoart Studio Design

PRODUCTCODE	PRODUCTNAME	QUANTITYINSTOCK	BUYPRICE
S12_1099	1968 Ford Mustang	68	95

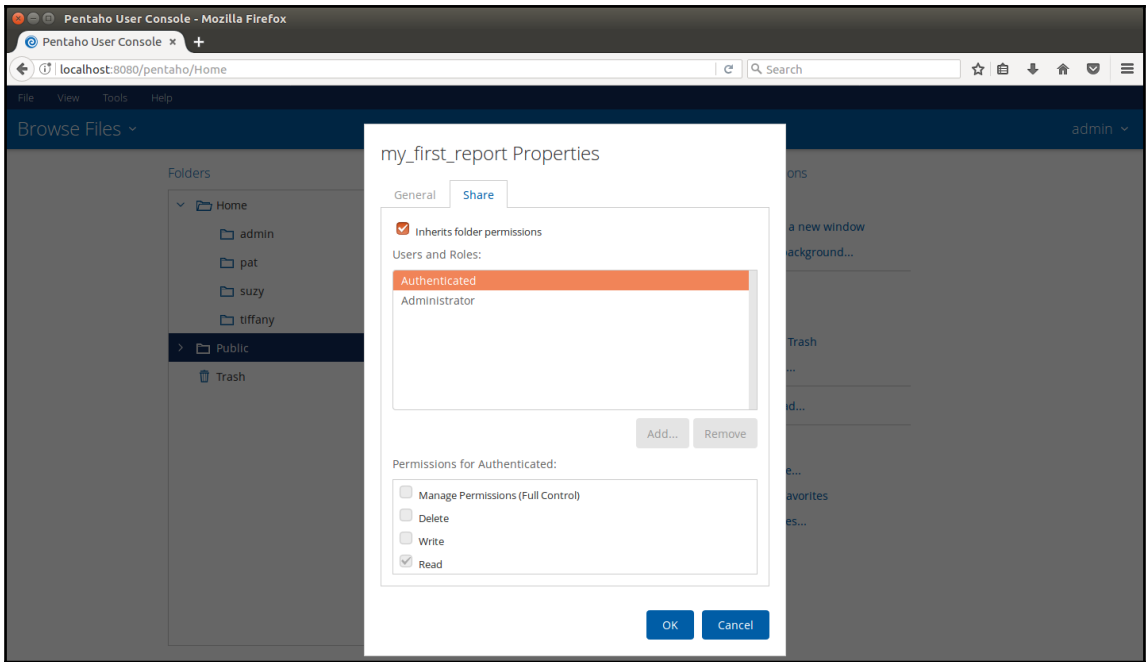
PRODUCTVENDORCarousel DieCast Legends

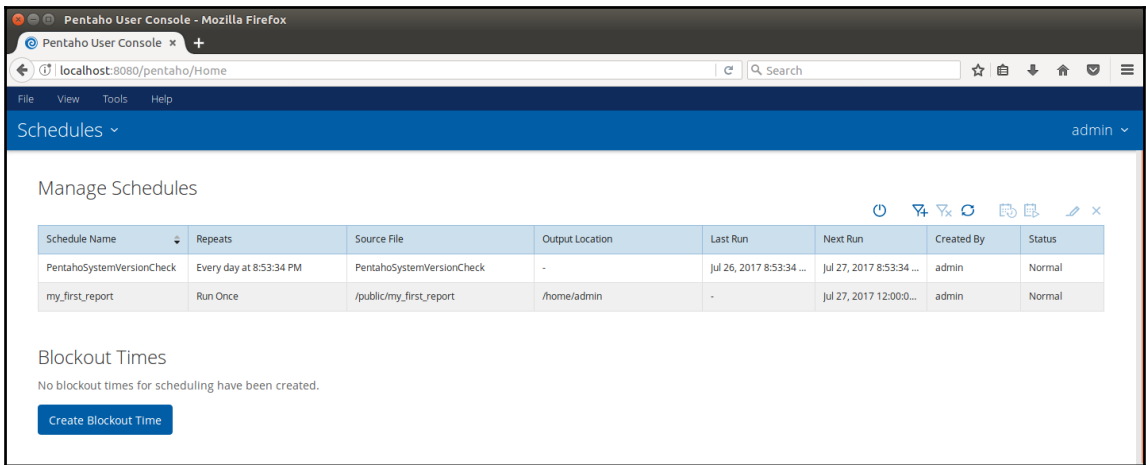
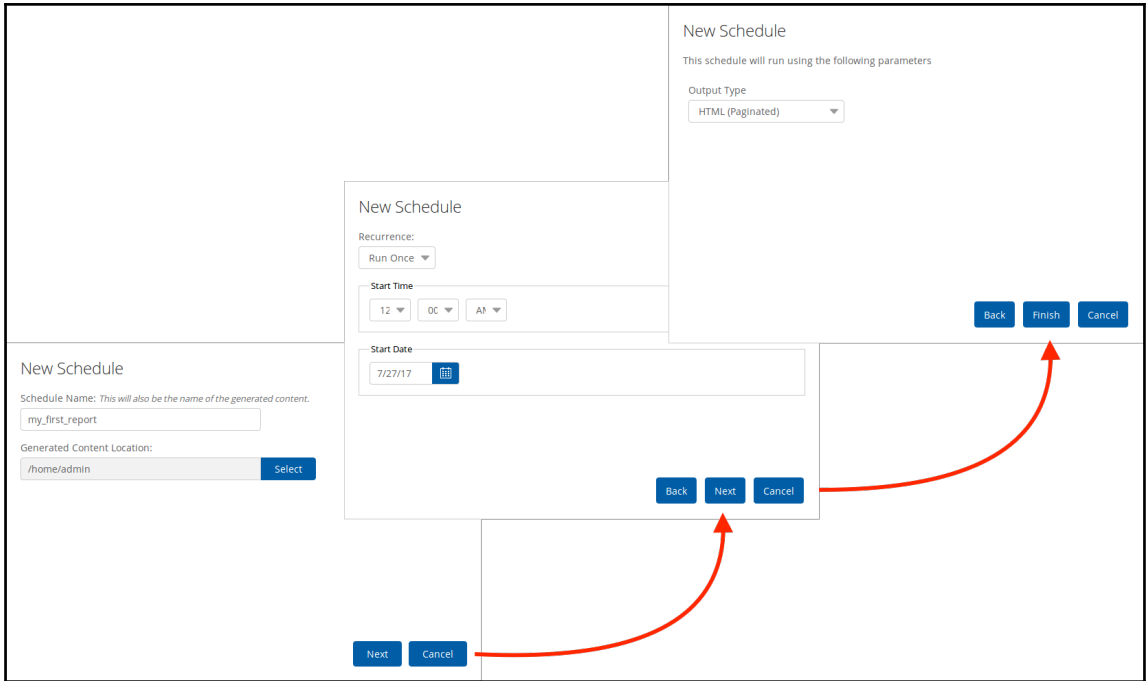
PRODUCTCODE	PRODUCTNAME	QUANTITYINSTOCK	BUYPRICE
S24_1628	1966 Shelby Cobra 427 S/C	8,197	29
S24_2840	1958 Chevy Corvette Limited Edition	2,542	16
S700_2824	1982 Camaro Z28	6,934	47

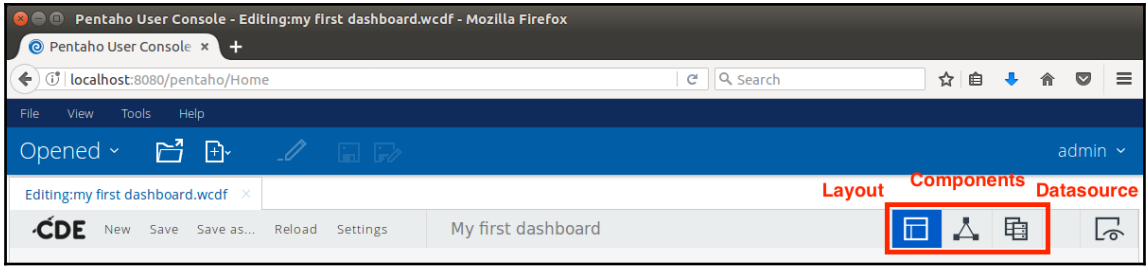
PRODUCTVENDORClassic Metal Creations

PRODUCTCODE	PRODUCTNAME	QUANTITYINSTOCK	BUYPRICE
S10_1949	1952 Alpine Renault 1300	7,305	99
S18_1589	1965 Aston Martin DB5	9,042	66
S18_4721	1957 Corvette Convertible	1,249	70
S24_2766	1949 Jaguar XK 120	2,350	47
S24_3856	1956 Porsche 356A Coupe	6,600	98
S24_4620	1961 Chevrolet Impala	7,869	32

PRODUCTVENDORExoto Designs







Components		Properties / Advanced Properties	
Type	Name	Property	Value
Group	Others	Name	report
PRPT Component	report	Listeners	[]
Execute Prpt Component	execute	Solution	-
Schedule PRPT Component	schedule	Path	/public/my_first_report.prpt
		Action	-
		Iframe	True
		Parameters	[]
		Paginate	True

Show parameters	False	
Priority	5	
Refresh Period	-	
HtmlObject	obj1	
Execute at start	True	
Use Post	False	
Pre Execution		...
Post Execution		...
Pre Change		...
Post Change		...
Tooltip		...

Components		Properties / Advanced Properties	
Type	Name	Property	Value
▼ Group	Others	Name	execute
PRPT Component	report	Label	Launch
Execute Prpt Component	execute	Listeners	[]
Schedule PRPT Component	schedule	Solution	-
		Path	/public/my_first_report.prpt
		Action	-
		Parameters	[]
		Paginate	True
		Show parameters	False
		Priority	5
		Refresh Period	-
		HtmlObject	obj3
		Execute at start	True
		Pre Execution	...
		Post Execution	...
		Pre Change	...
		Post Change	...
		Tooltip	...

Components		Properties / Advanced Properties	
Type	Name	Property	Value
▼ Group	Others	Name	schedule
PRPT Component	report	Label	Schedule
Execute Prpt Component	execute	Listeners	[]
Schedule PRPT Component	schedule	Solution	-
		Path	/public/my_first_report.prpt
		Action	-
		Scheduling Group	-
		output target for report	-
		Parameters	[]
		Priority	5
		Refresh Period	-
		HtmlObject	obj2
		Execute at start	True
		Pre Execution	...
		Post Execution	...
		Pre Change	...
		Post Change	...
		Tooltip	...

Pentaho User Console - Editing:my first dashboard.wcdf - Mozilla Firefox

Pentaho User Console x +

localhost:8080/pentaho/Home

File View Tools Help

Opened v [Icons] admin v

Editing:my first dashboard.wcdf x

CDE New Save Save as... Reload Settings My first dashboard [Icons]

Layout Structure [Icons]

Type	Name
Row	
Column	obj1
Column	
Row	obj2
Row	
Row	obj3

Properties

Property	Value
Name	obj1
Extra Small Devices	10
Small Devices	-
Medium Devices	-
Large Devices	-
Bootstrap Css Class	-
Height	600
BackgroundColor	<input type="checkbox"/>
Corners	Simple
Text.Align	-
Css Class	-

About Documentation [W]

Pentaho User Console - my first dashboard.wcdf - Mozilla Firefox

Pentaho User Console x +

localhost:8080/pentaho/Home

File View Tools Help

Opened v [Icons] admin v

my first dashboard.wcdf x

July 27, 2017 @ 05:47

My first report

PRODUCTVENDORAutoart Studio Design			
PRODUCTCODE	PRODUCTNAME	QUANTITYINSTOCK	BUYPRICE
S12_1099	1968 Ford Mustang	68	95

PRODUCTVENDORCarousel DieCast Legends			
PRODUCTCODE	PRODUCTNAME	QUANTITYINSTOCK	BUYPRICE
S24_1628	1966 Shelby Cobra 427 S/C	8,197	29
S24_2840	1958 Chevy Corvette Limited Edition	2,542	18
S700_2824	1982 Camaro Z28	6,934	47

PRODUCTVENDORClassic Metal Creations			
PRODUCTCODE	PRODUCTNAME	QUANTITYINSTOCK	BUYPRICE
S10_1949	1952 Alpine Renault 1300	7,305	99
S18_1589	1965 Aston Martin DB5	9,042	66
S18_4721	1957 Corvette Convertible	1,249	70
S24_2766	1949 Jaguar XK 120	2,350	47
S24_3856	1956 Porsche 356A Coupe	6,600	98
S24_4620	1961 Chevrolet Impala	7,869	32

PRODUCTVENDORExoto Designs			
PRODUCTCODE	PRODUCTNAME	QUANTITYINSTOCK	BUYPRICE

Schedule [Calendar Icon]

Launch

Pentaho User Console - my first dashboard.wcdf - Mozilla Firefox

localhost:8080/pentaho/Home

File View Tools Help

Opened [Icons] admin

my first dashboard.wcdf

July 27, 2017 @ 05:47

Schedule [Icon]

< > 1 / 8 | Row Limit: Maximum [Dropdown] [Input] [Icon]

My first report July 27, 2017 @ 05:49

PRODUCTVENDORAutoart Studio Design			
PRODUCTCODE	PRODUCTNAME	QUANTITYINSTOCK	BUYPRICE
S12_1099	1968 Ford Mustang	68	95

PRODUCTVENDORCarousel DieCast Legends			
PRODUCTCODE	PRODUCTNAME	QUANTITYINSTOCK	BUYPRICE
S24_1628	1966 Shelby Cobra 427 S/C	8,197	29
S24_2840	1968 Chevy Corvette Limited Edition	2,542	16
S700_2824	1982 Camaro Z28	6,934	47

PRODUCTVENDORClassic Metal Creations			
PRODUCTCODE	PRODUCTNAME	QUANTITYINSTOCK	BUYPRICE
S10_1949	1952 Alpine Renault 1300	7,305	99

PRODUCTCODE PRODUCTNAME QUANTITYINSTOCK BUYPRICE

Pentaho User Console - my first dashboard.wcdf - Mozilla Firefox

localhost:8080/pentaho/Home

File View Tools Help

Opened [Icons] admin

my first dashboard.wcdf

July 27, 2017 @ 05:47

My first report

Schedule [Calendar Icon]

Launch

Schedule Report

Name:

Location:

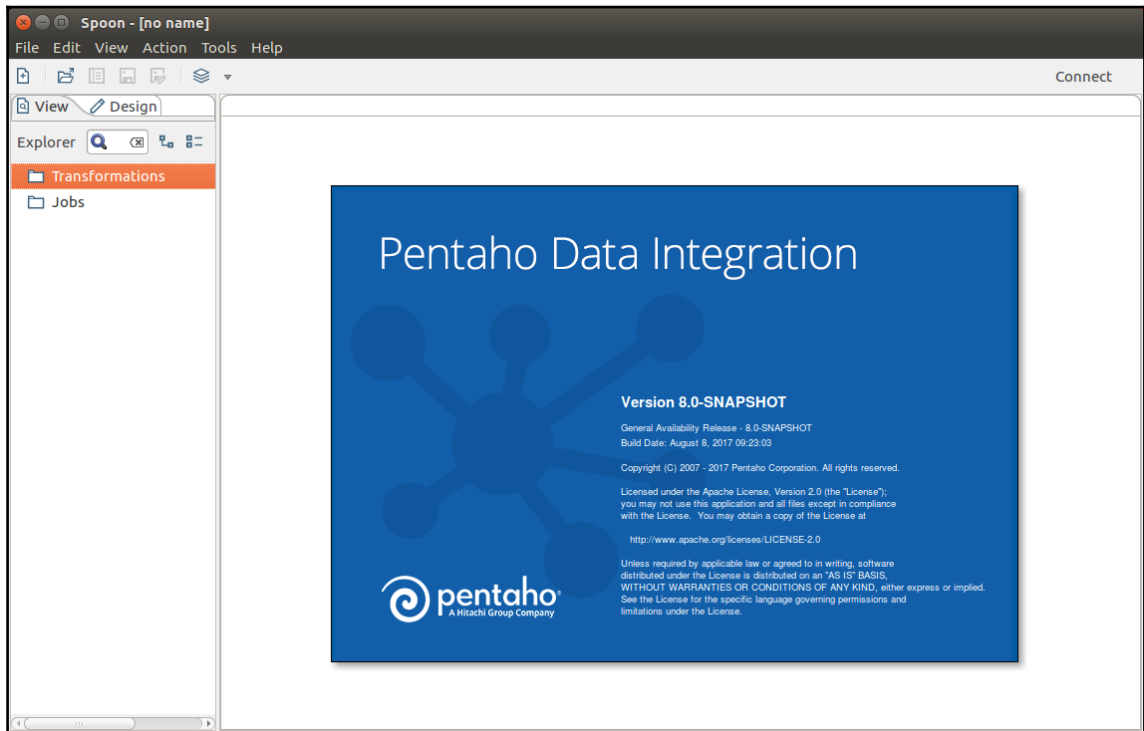
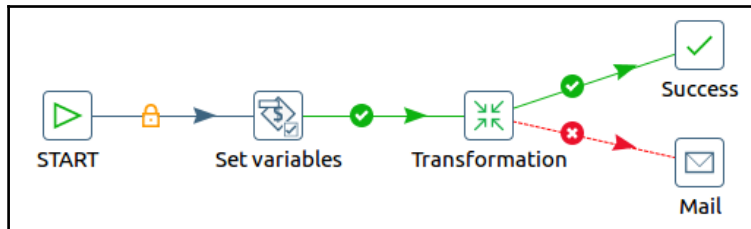
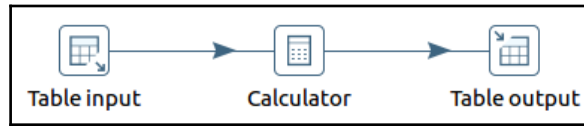
Recurrence:

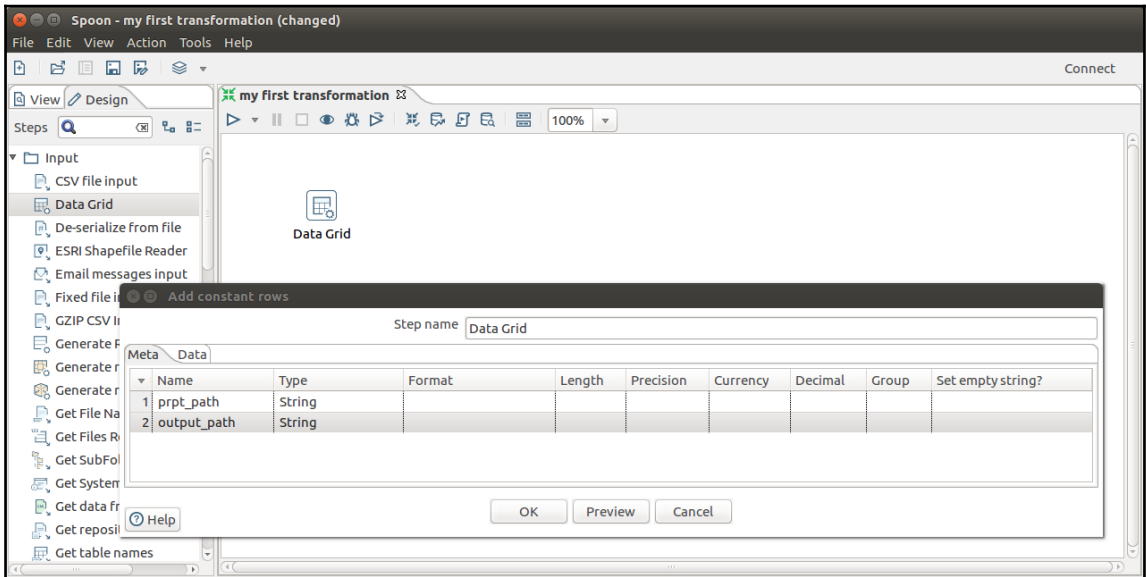
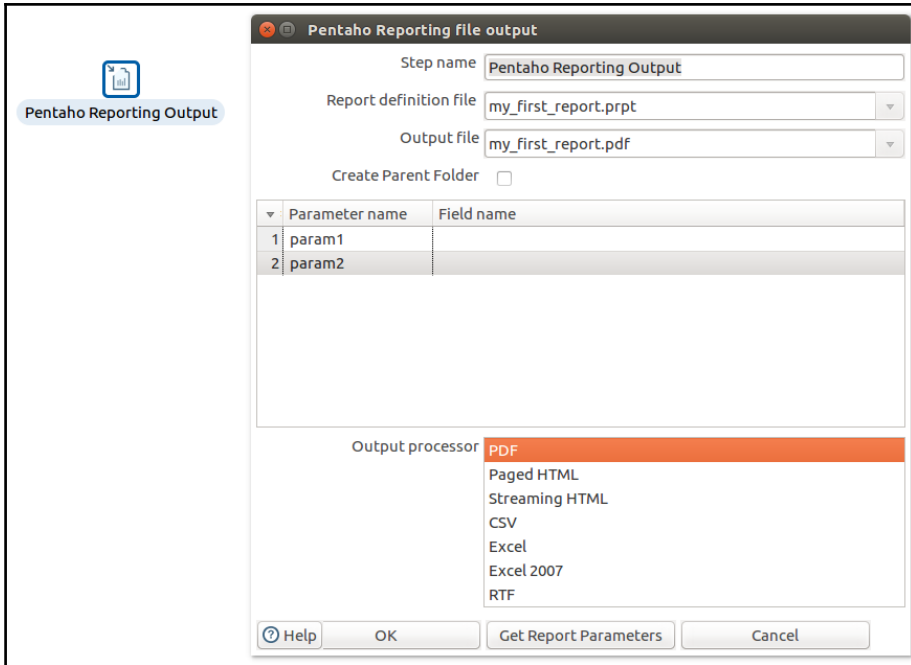
Start Time:

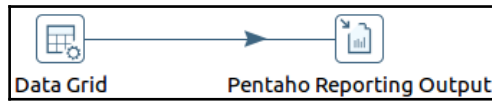
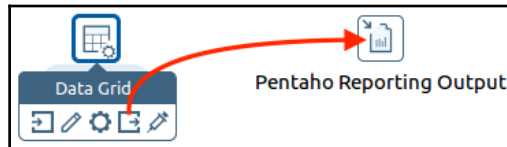
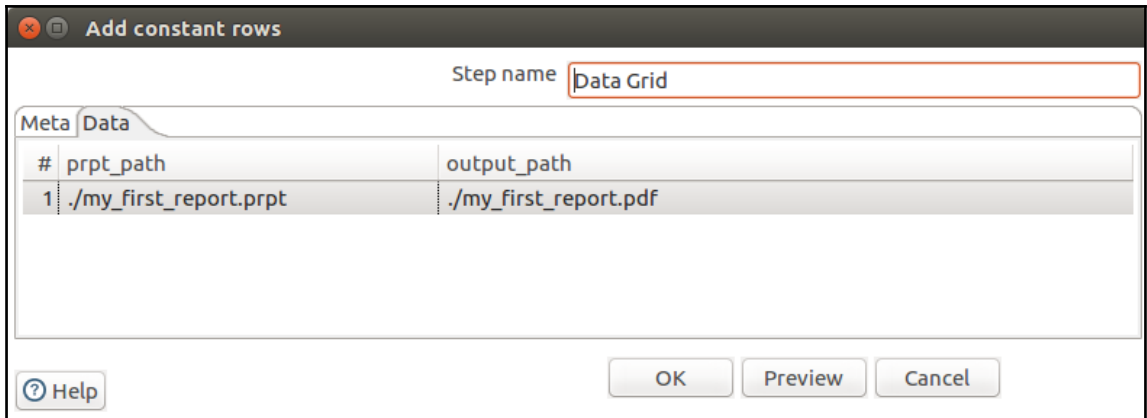
Start Date:

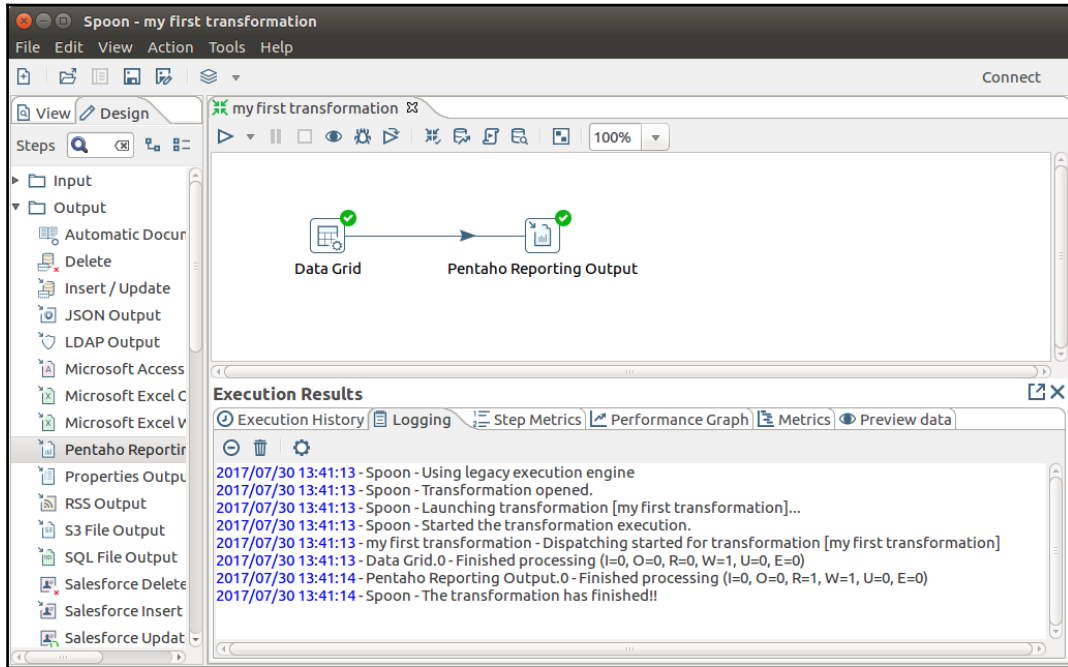
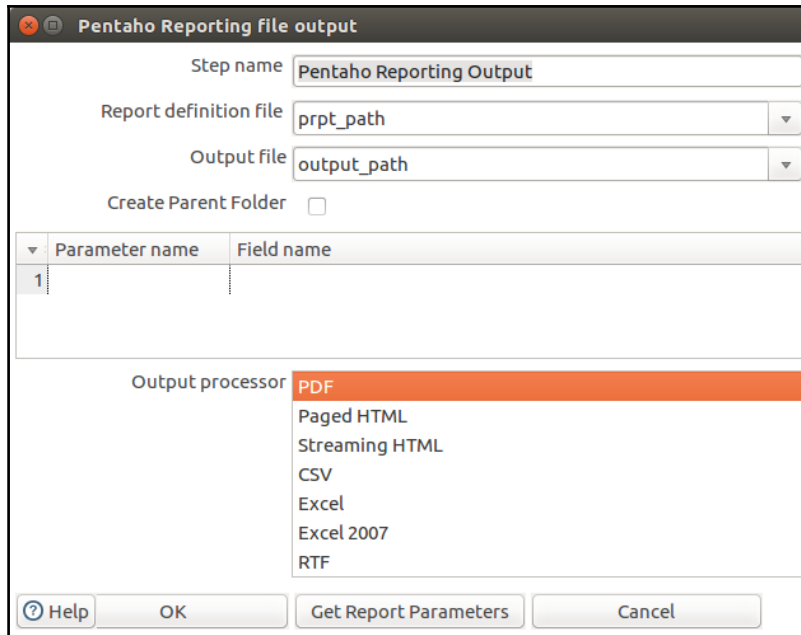
PRODUCTVENDOR	Autoart Studio Design	PRODUCTCODE	PRODUCTNAME	QUANTITYINSTOCK	BUYPRICE
S12_1099	1968 Ford Mustang				
PRODUCTVENDOR	Carousel DieCast Legends	PRODUCTCODE	PRODUCTNAME	QUANTITYINSTOCK	BUYPRICE
S24_1628	1966 Shelby Cobra 427 S/C				
S24_2840	1958 Chevy Corvette Limited Edition				
S700_2824	1982 Camaro Z28				
PRODUCTVENDOR	Classic Metal Creations	PRODUCTCODE	PRODUCTNAME	QUANTITYINSTOCK	BUYPRICE
S10_1949	1952 Alpine Renault 1300				
S18_1589	1965 Aston Martin DB5			9,042	66
S18_4721	1957 Corvette Convertible			1,249	70
S24_2766	1949 Jaguar XK 120			2,350	47
S24_3856	1956 Porsche 356A Coupe			6,600	98
S24_4620	1961 Chevrolet Impala			7,869	32
PRODUCTVENDOR	Exoto Designs	PRODUCTCODE	PRODUCTNAME	QUANTITYINSTOCK	BUYPRICE

Chapter 16: Using Reports in Pentaho Data Integration










```
pentaho@pentaho: ~/Desktop/pentaho/data-integration
File Edit View Search Terminal Help
pentaho@pentaho:~/Desktop/pentaho/data-integration$ ./pan.sh -file:"my first transformation.ktr"
Java HotSpot(TM) 64-Bit Server VM warning: ignoring option MaxPermSize=256m; support was removed in 8.0
17:04:54,449 INFO [KarafBoot] Checking to see if org.pentaho.clean.karaf.cache is enabled
17:04:54,537 INFO [KarafInstance]
*****
*** Karaf Instance Number: 1 at /home/pentaho/Desktop/pentaho/data-integrat ***
*** lon/./system/karaf/caches/pan/data-1 ***
*** FastBin Provider Port:52901 ***
*** Karaf Port:8802 ***
*** OSGI Service Port:9051 ***
*****
Jul 30, 2017 5:04:55 PM org.apache.karaf.main.Main$KarafLockCallback lockAcquired
INFO: Lock acquired. Setting startlevel to 100
2017-07-30 17:04:58.331:INFO:oejs.Server:jetty-8.1.15.v20140411

2017/07/30 17:05:07 - Pentaho Reporting Output.0 - Finished processing (I=0, O=0, R=1, W=1, U=0, E=0)
2017/07/30 17:05:07 - Pan - Finished!
2017/07/30 17:05:07 - Pan - Start=2017/07/30 17:05:01.795, Stop=2017/07/30 17:05:07.671
2017/07/30 17:05:07 - Pan - Processing ended after 5 seconds.
2017/07/30 17:05:07 - my first transformation -
2017/07/30 17:05:07 - my first transformation - Step Data Grid.0 ended successfully, processed 1 lines. ( 0 lines/s)
2017/07/30 17:05:07 - my first transformation - Step Pentaho Reporting Output.0 ended successfully, processed 1 lines. ( 0 lines/s)
pentaho@pentaho:~/Desktop/pentaho/data-integration$
```