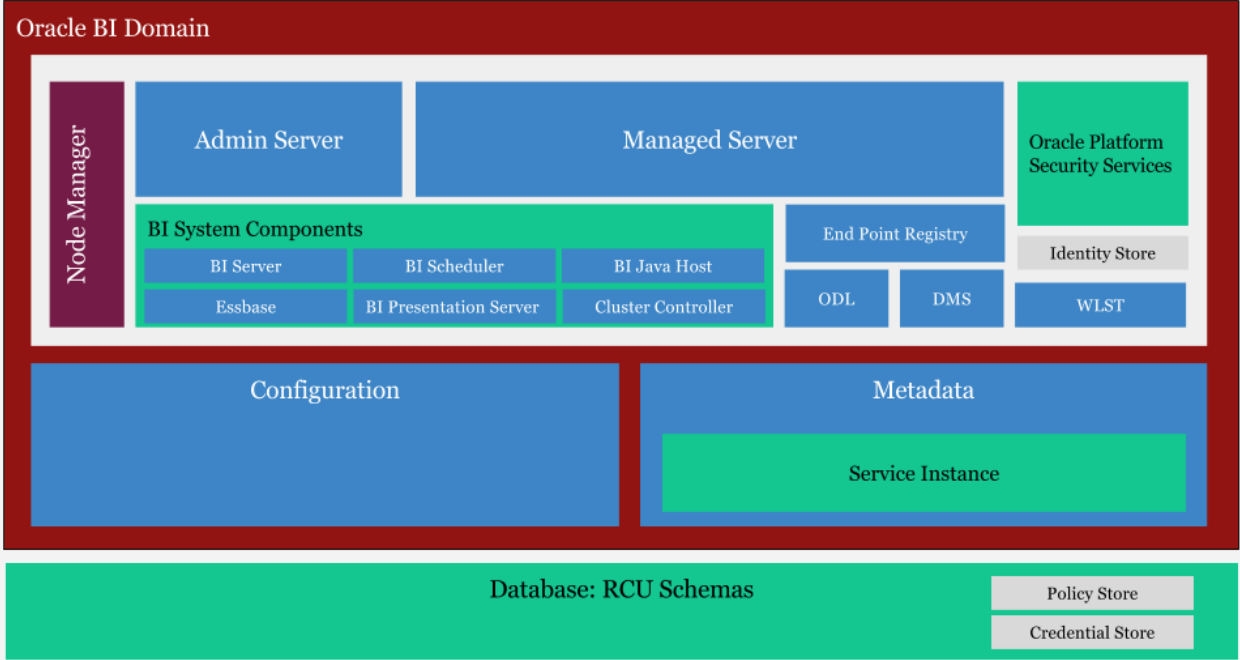
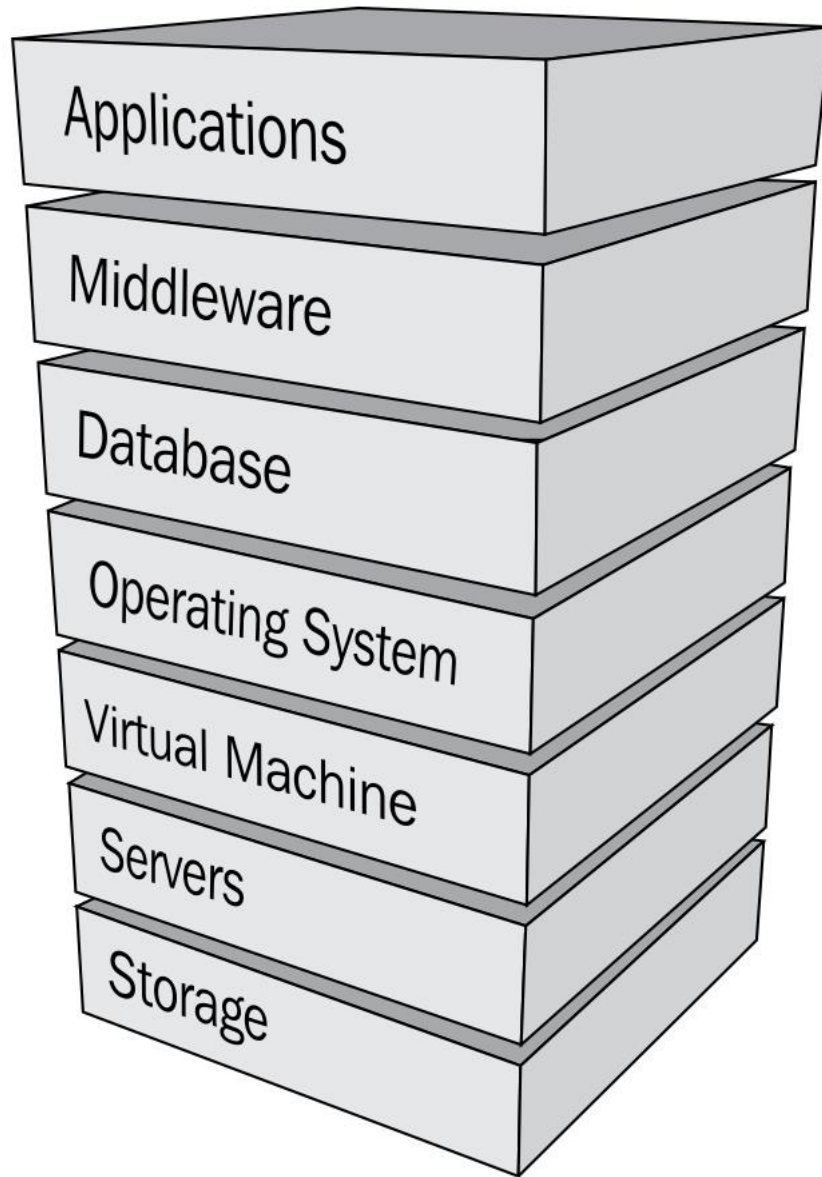


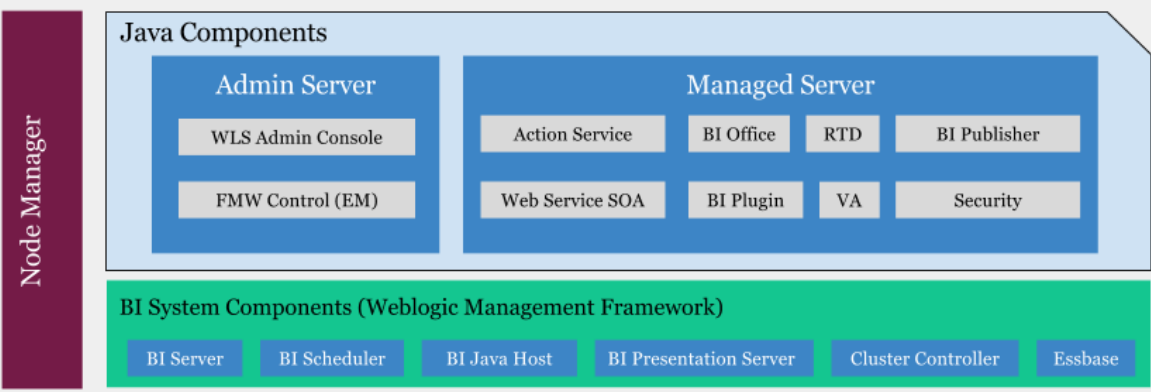
# Chapter 1: Oracle BI 12c Architecture

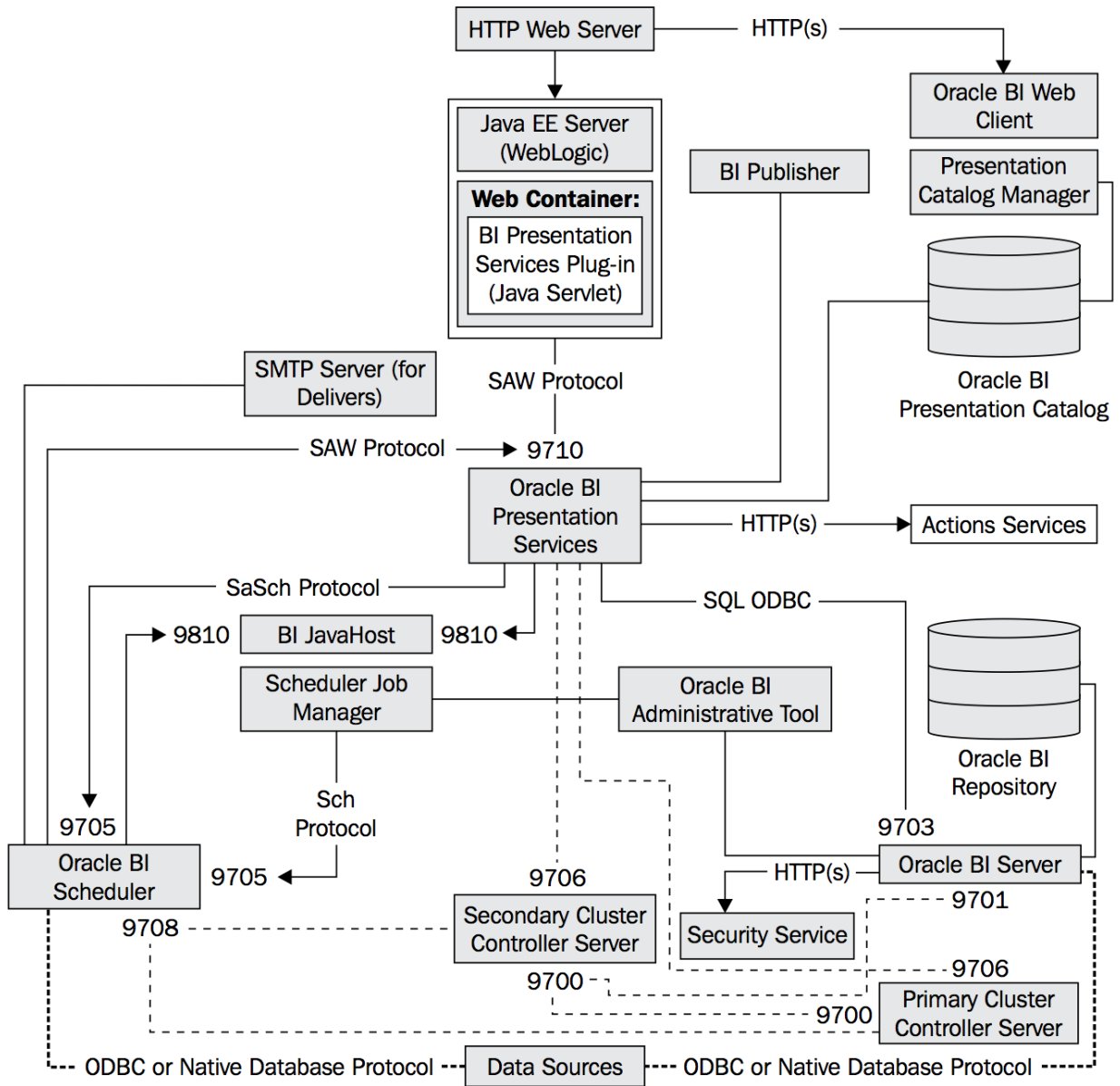
## Oracle BI 12c Architecture



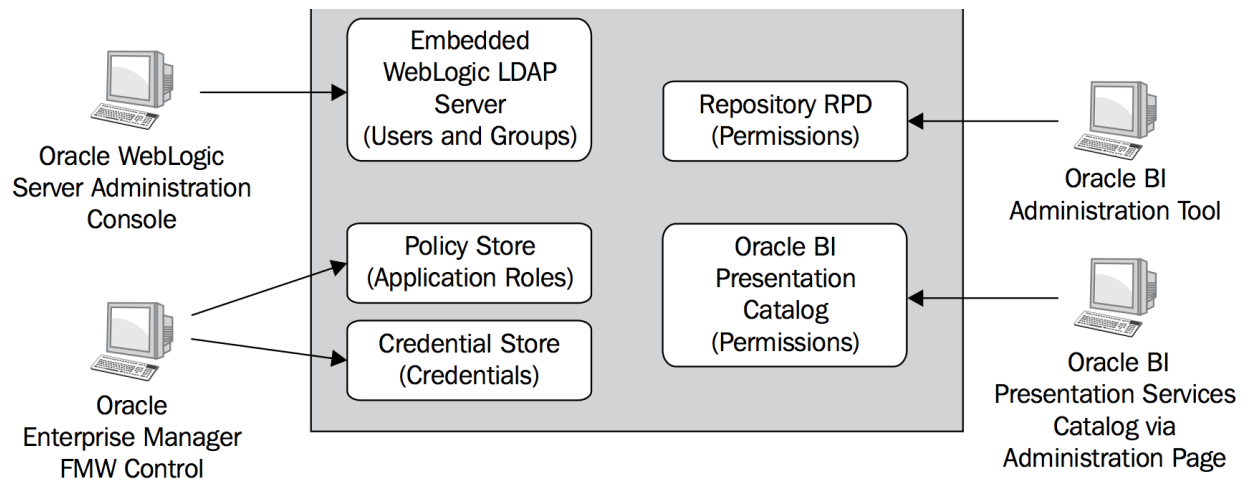
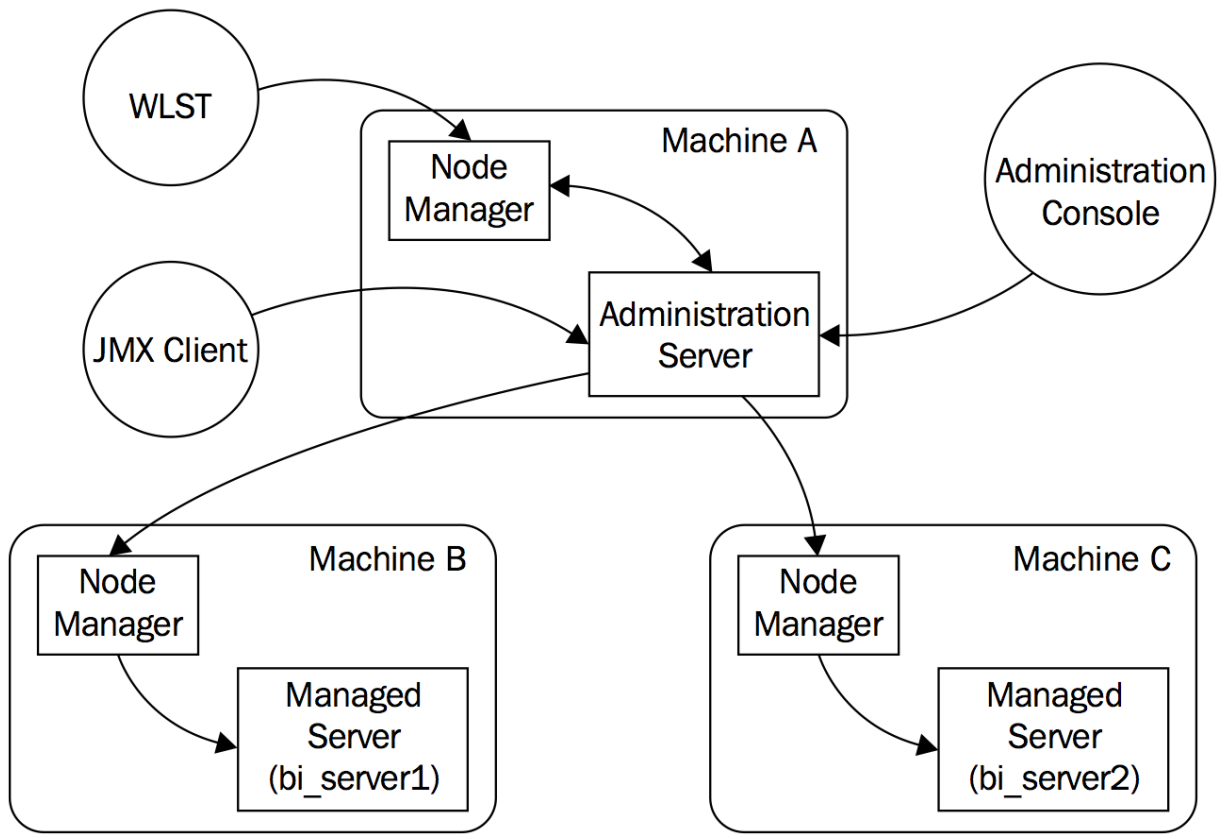


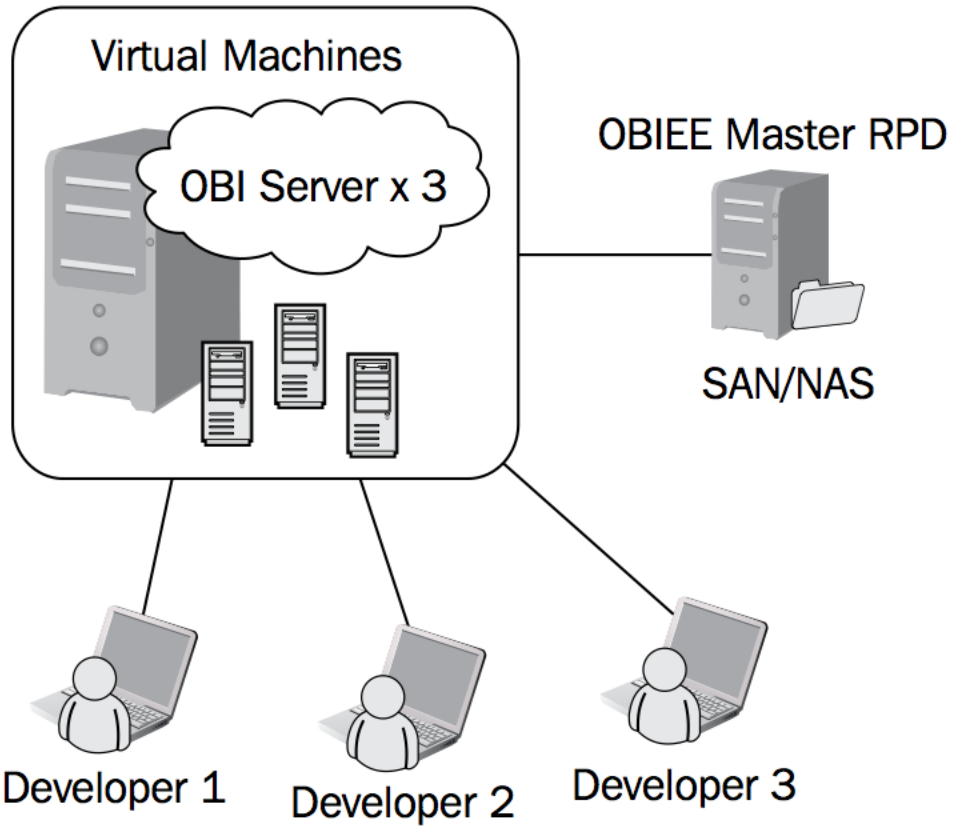
# Oracle BI Domain

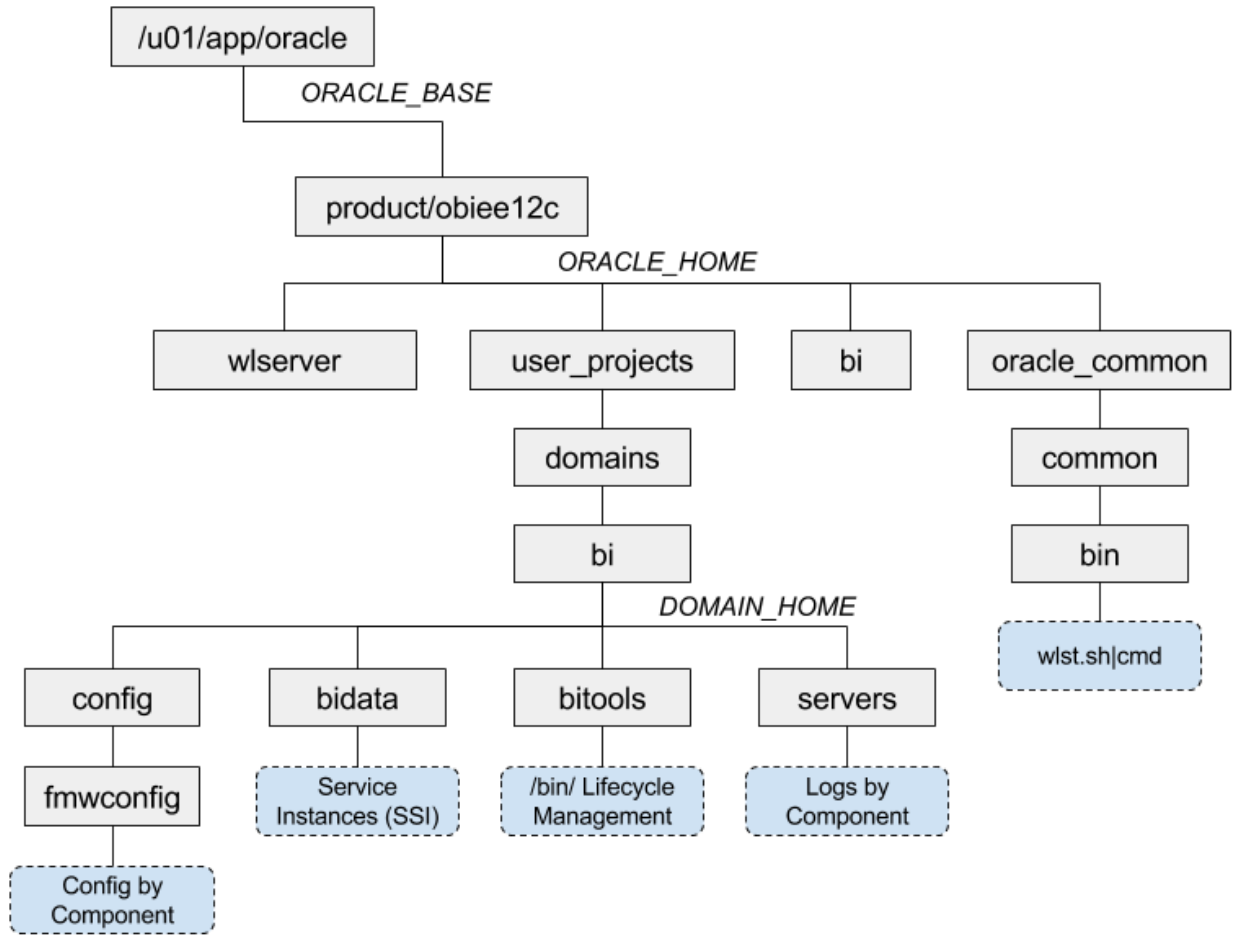












## Oracle Business Intelligence 12c Downloads

(Installers updated Jun-01, 2016)





You must accept the [OTN License Agreement](#) to download this software.

Accept License Agreement |  Decline License Agreement

---

### Please install in this order:

#### 1. Java Developers Kit 8 (JDK8)

-  [For Linux and Microsoft Windows](#)
-  [For Solaris SPARC and Solaris x86 \(Certified with JDK 8u51\)](#)
-  [For IBM AIX](#)
-  [For HP UX Itanium](#)

#### 2. Web Logic Server

-  [Generic \(1.4 GB\)](#)

#### 3. Oracle Business Intelligence 12c (12.2.1.0.0)

##### - for Microsoft Windows x86-64-bit:

-  [File 1 \(1.7 GB\)](#)
-  [File 2 \(1.5 GB\)](#)

##### - for Linux x86-64-bit:

-  [File 1 \(2.1 GB\)](#)
-  [File 2 \(1.4 GB\)](#)

# Chapter 2: Installing the Prerequisite Software

The screenshot shows the Oracle Business Intelligence 12c Downloads page. The browser address bar displays the URL: [www.oracle.com/technetwork/middleware/bi-enterprise-edition/downloads/business-intelligence-2717951.html](http://www.oracle.com/technetwork/middleware/bi-enterprise-edition/downloads/business-intelligence-2717951.html). The page header includes the Oracle logo, a welcome message for Adrian, and navigation links for Account, Sign Out, Help, Country, Communities, I am a..., and I want to... A search bar is also present. The main navigation menu includes Products, Solutions, Downloads, Store, Support, Training, Partners, and About, with an OTN button. The breadcrumb trail reads: Oracle Technology Network > Middleware > Business Intelligence Enterprise Edition > Downloads. The page content is organized into tabs: Overview, Downloads (selected), Documentation, and Tutorials. The main heading is "Oracle Business Intelligence 12c Downloads". Below this, a message states: "You must accept the OTN License Agreement to download this software." with radio buttons for "Accept License Agreement" and "Decline License Agreement". A section titled "Please install in this order:" lists the first prerequisite: "1. Java Developers Kit 8 (JDK8)", with sub-links for Linux and Microsoft Windows, Solaris SPARC and Solaris x86 (Certified with JDK 8u51), IBM AIX, and HP UX Itanium.

www.oracle.com/technetwork/middleware/bi-enterprise-edition/downloads/business-intelligence-2717951.html

Welcome Adrian

Account Sign Out Help Country Communities I am a... I want to... Search

Products Solutions Downloads Store Support Training Partners About OTN

Oracle Technology Network > Middleware > Business Intelligence Enterprise Edition > Downloads

Fusion Middleware Home  
Business Intelligence  
Coherence  
Developer Tools  
GlassFish Server  
Identity Management  
JRockit  
SOA Suite  
TopLink  
Tuxedo  
WebCenter

Overview Downloads Documentation Tutorials

### Oracle Business Intelligence 12c Downloads

You must accept the [OTN License Agreement](#) to download this software.  
 Accept License Agreement |  Decline License Agreement

**Please install in this order:**

**1. Java Developers Kit 8 (JDK8)**

- For Linux and Microsoft Windows
- For Solaris SPARC and Solaris x86 (Certified with JDK 8u51)
- For IBM AIX
- For HP UX Itanium

## Java SE Downloads



Java Platform (JDK) 8u73 / 8u74



NetBeans with JDK 8

### Java Platform, Standard Edition

#### Java SE 8u73 / 8u74

Java SE 8u73 includes important security fixes. Oracle strongly recommends that all Java SE 8 users upgrade to this release. Java SE 8u74 is a patch-set update, including all of 8u73 plus additional features (described in the release notes).  
[Learn more](#) ▶

- Installation Instructions
- Release Notes
- Oracle License
- Java SE Products
- Third Party Licenses
- Certified System Configurations
- Readme Files
  - JDK ReadMe
  - JRE ReadMe

#### JDK

[DOWNLOAD](#) ↓

#### Server JRE










[DOWNLOAD](#) ↓

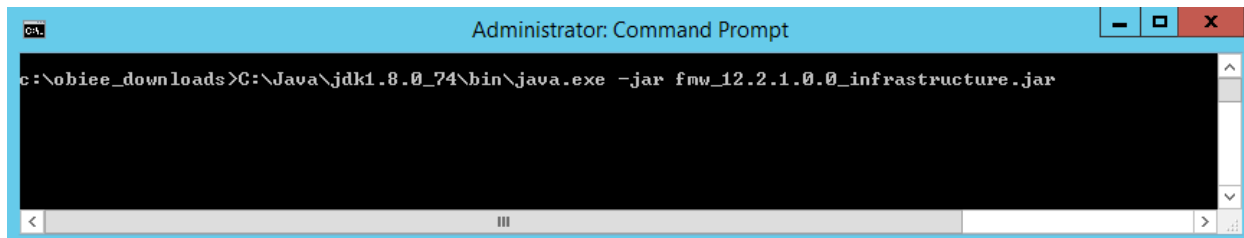
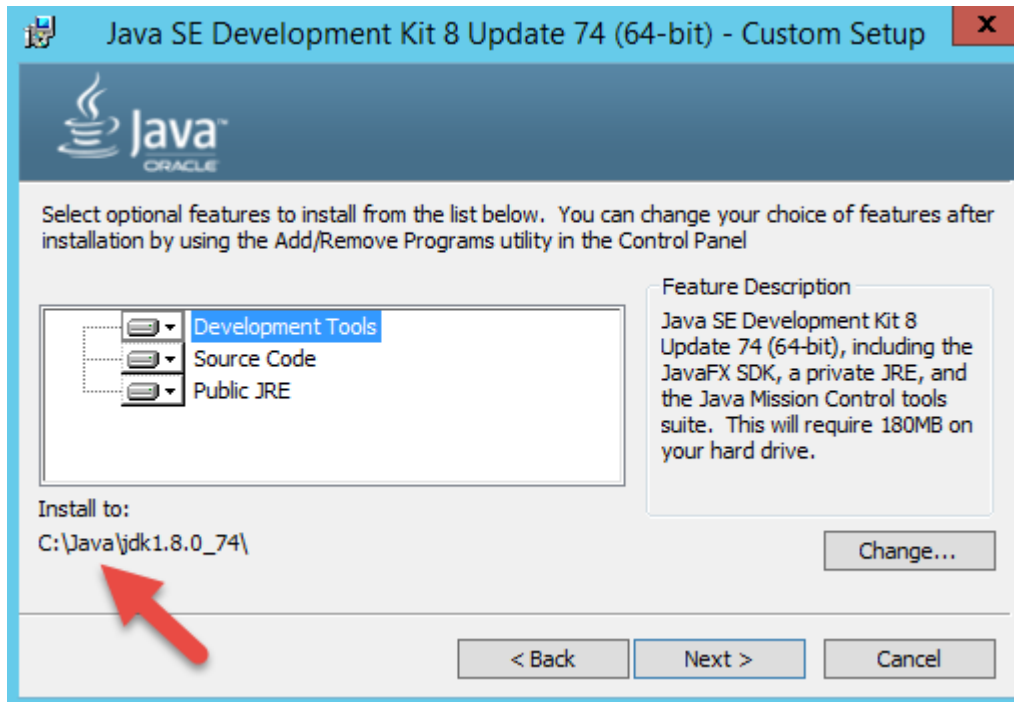
#### JRE

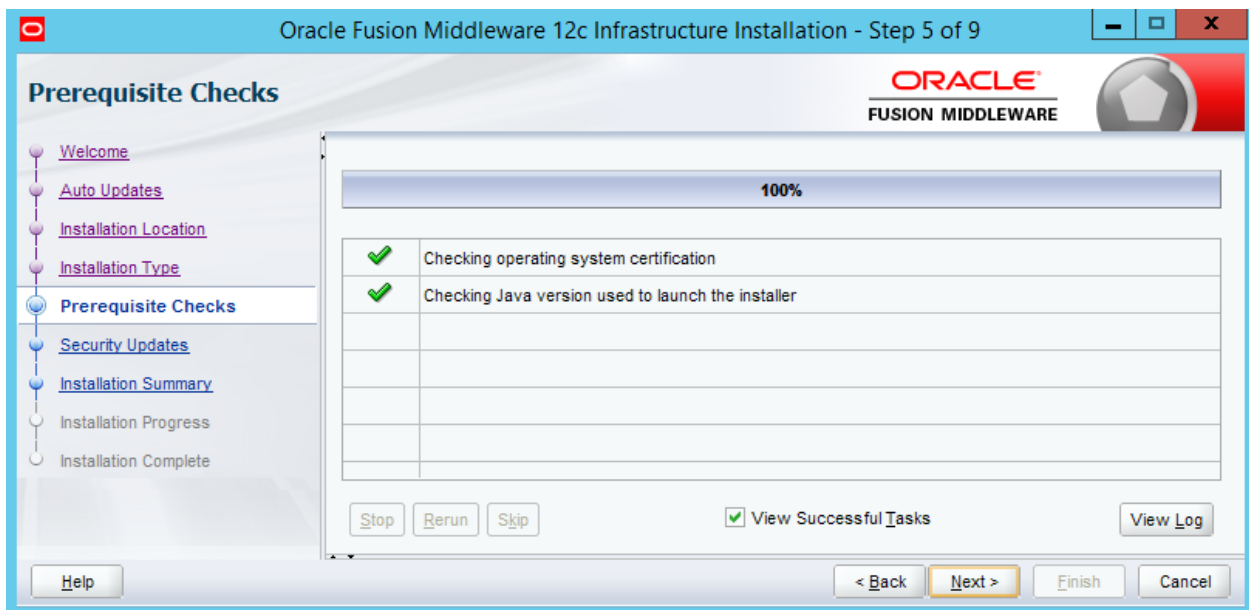
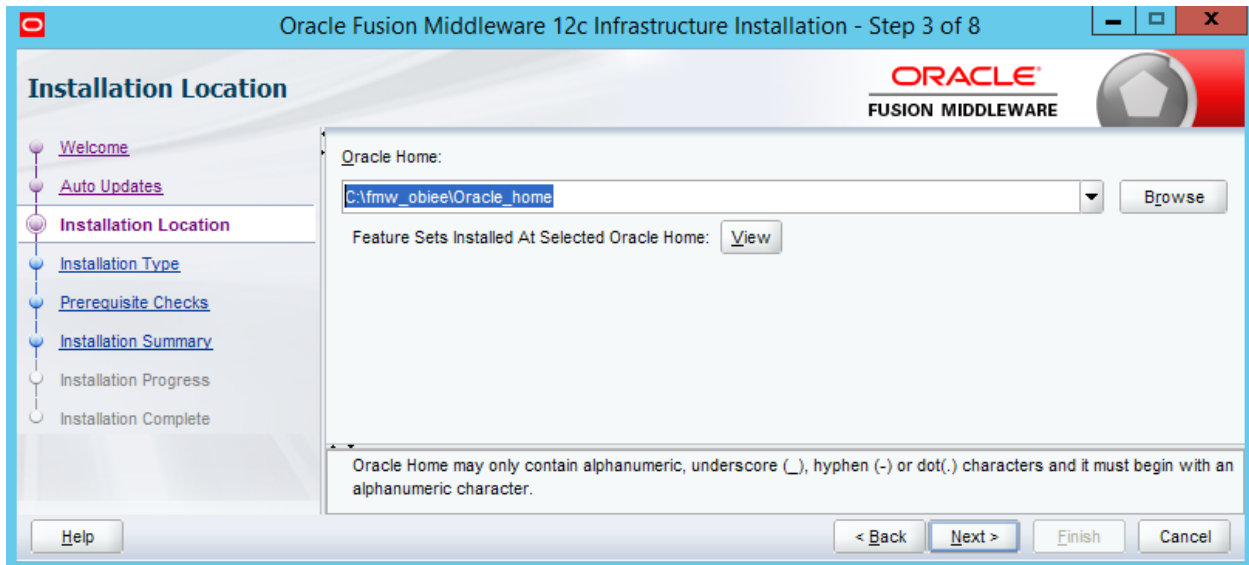
[DOWNLOAD](#) ↓



Name	Date modified	Type	Size
fmw_12.2.1.0.0_bi_windows64_Disk1_1of2.zip	26/10/2015 15:45	Compressed (zipp...	1,592,812 KB
fmw_12.2.1.0.0_bi_windows64_Disk1_2of2.zip	28/10/2015 08:09	Compressed (zipp...	1,446,228 KB
fmw_12.2.1.0.0_infrastructure_Disk1_1of1.zip	26/10/2015 15:44	Compressed (zipp...	1,498,211 KB
jdk-8u74-windows-x64.exe	12/03/2016 14:27	Application	191,803 KB
Setup_BI_Client_12.2.1.0.0_Windows.X64.zip	08/11/2015 18:07	Compressed (zipp...	691,725 KB

Name	Date modified	Type	Size
 fmw_12.2.1.0.0_bi_windows64_Disk1_1of2.zip	26/10/2015 15:45	Compressed (zipp...	1,592,812 KB
 fmw_12.2.1.0.0_bi_windows64_Disk1_2of2.zip	28/10/2015 08:09	Compressed (zipp...	1,446,228 KB
 fmw_12.2.1.0.0_infrastructure.jar	13/03/2016 09:43	Executable Jar File	1,498,336 KB
 fmw_12.2.1.0.0_infrastructure_Disk1_1of1.zip	26/10/2015 15:44	Compressed (zipp...	1,498,211 KB
 jdk-8u74-windows-x64.exe	12/03/2016 14:27	Application	191,803 KB
 Setup_BI_Client_12.2.1.0.0_Windows.X64.zip	08/11/2015 18:07	Compressed (zipp...	691,725 KB
 setup_bi_client-12.2.1.0.0-20151015073141-win64...	13/03/2016 09:44	Application	692,575 KB
 setup_bi_platform-12.2.1.0.0_win64.exe	13/03/2016 09:29	Application	1,593,684 KB
 setup_bi_platform-12.2.1.0.0_win64-2.zip	13/03/2016 09:30	Compressed (zipp...	1,446,228 KB







Oracle Fusion Middleware 12c Infrastructure Installation - Step 8 of 9

### Installation Progress

ORACLE FUSION MIDDLEWARE

100%

✓	Prepare
✓	Copy
✓	Generating Libraries
✓	Performing String Substitutions
✓	Linking
✓	Setup
✓	Saving the inventory
✓	Post install scripts

View Messages  View Successful Tasks View Log

**Hardware and Software Engineered to Work Together**

Help < Back Next > Finish Cancel

Oracle Fusion Middleware 12c Infrastructure Installation - Step 9 of 9

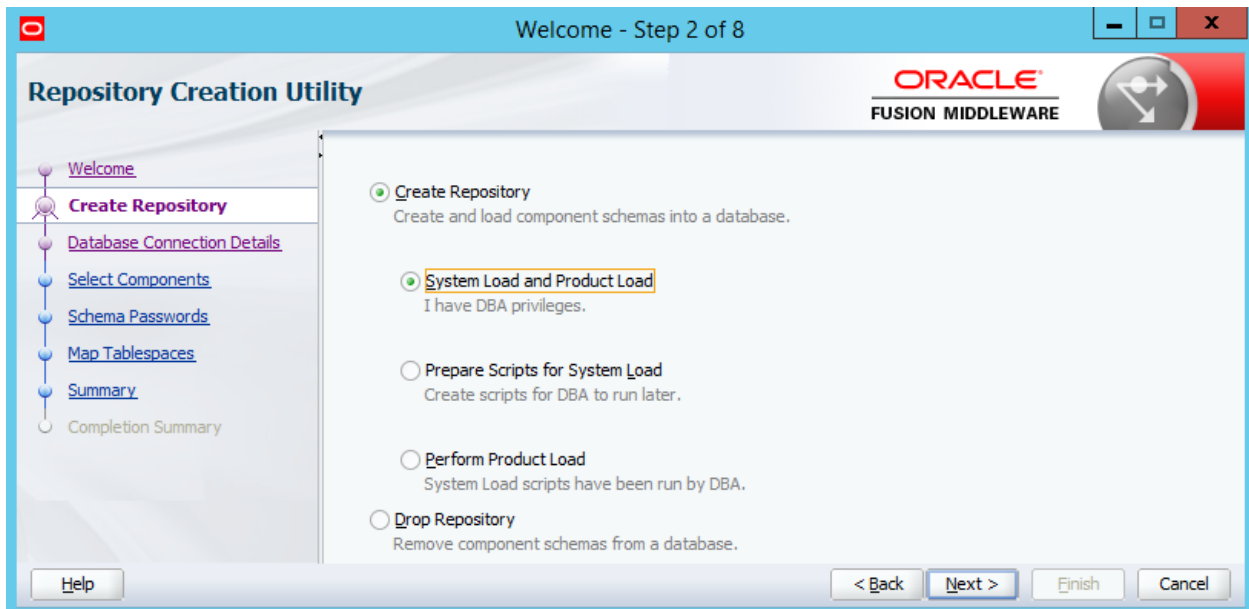
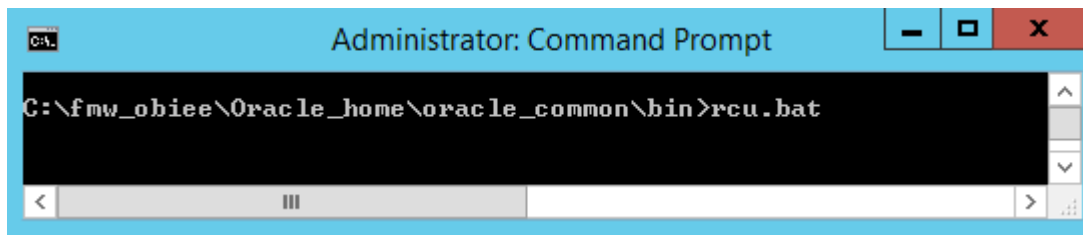
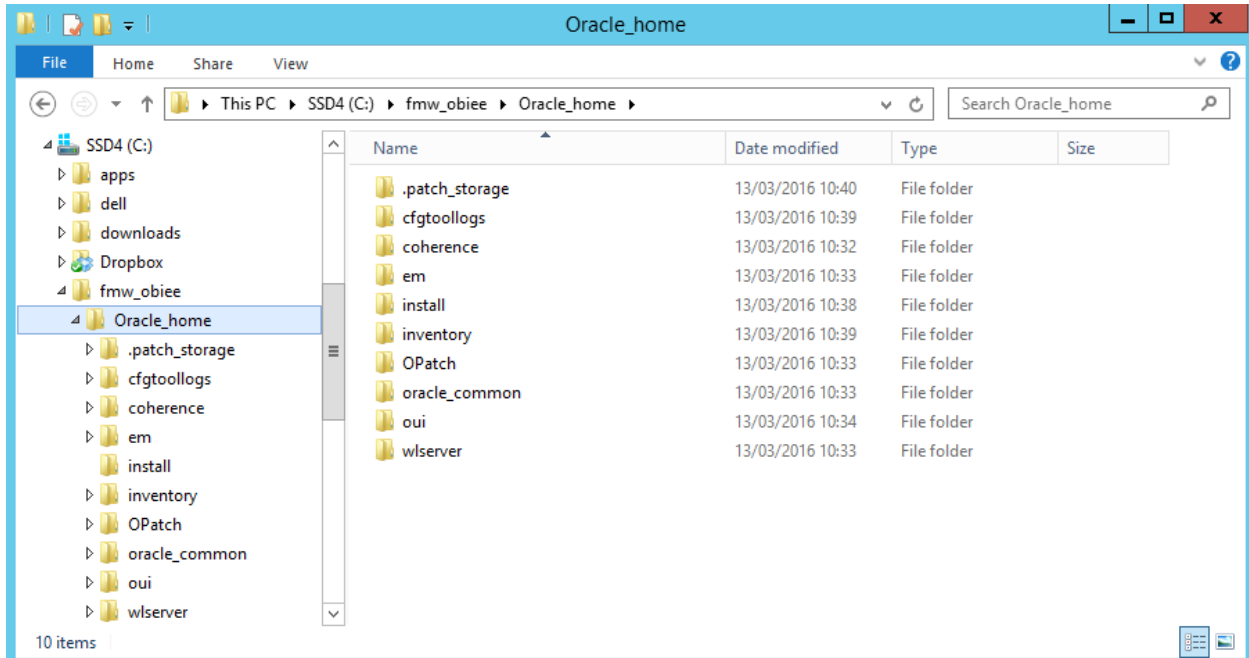
### Installation Complete

ORACLE FUSION MIDDLEWARE

- [-] Install Oracle Fusion Middleware 12c Infrastructure
  - [-] Installation Location
    - Oracle Home Location: C:\fmw\_obeie\Oracle\_home
    - Log File Location: C:\Users\Administrator\AppData\Local\Temp\1\Orainstall2016-03-13\_10-07-01AM\install2016-03-13\_10-07-01AM.log
  - [+] Feature Sets Installed Successfully

Oracle Fusion Middleware 12c Infrastructure installation completed successfully

Help < Back Next > **Finish** Cancel



Welcome - Step 3 of 7

**Repository Creation Utility** ORACLE  
FUSION MIDDLEWARE

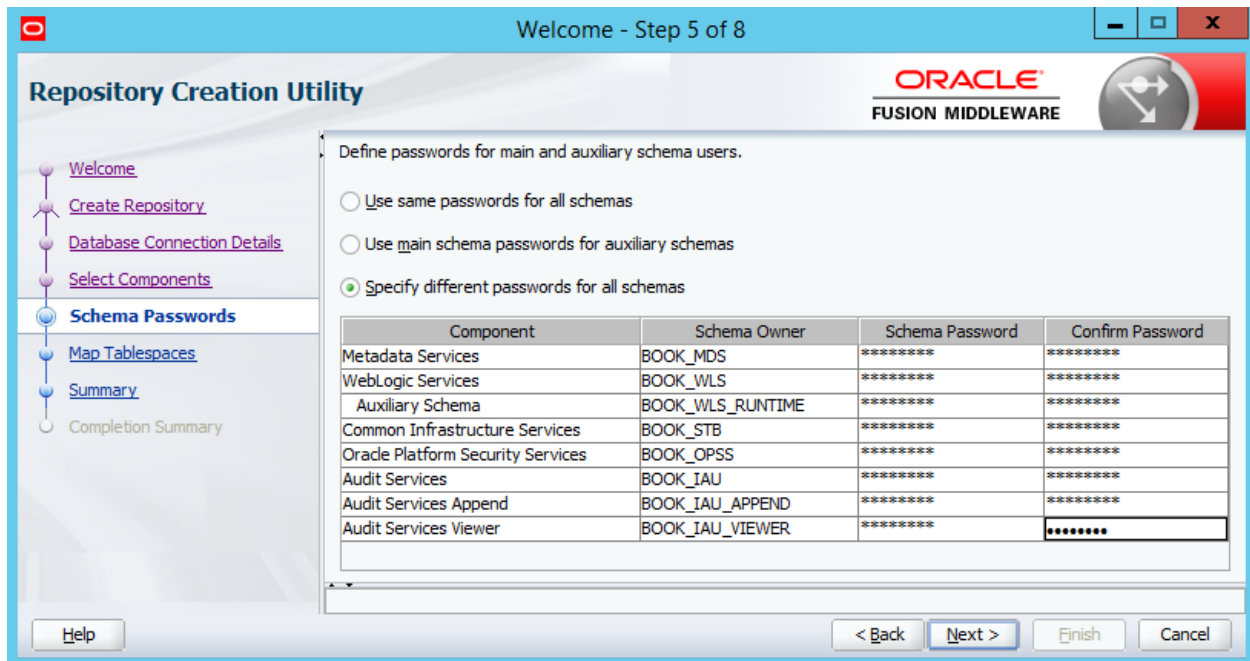
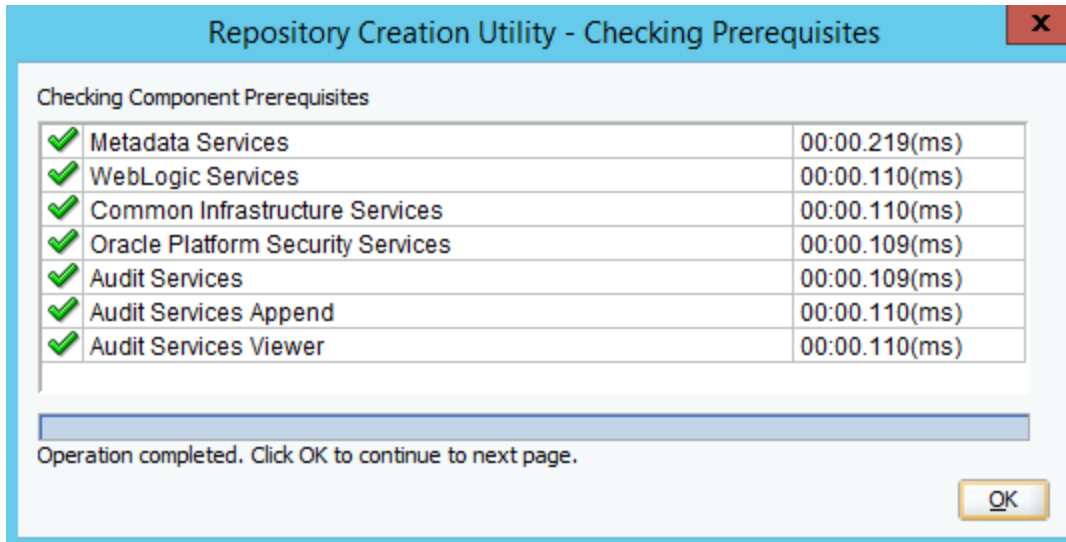
[Welcome](#)  
[Create Repository](#)  
**Database Connection Details**  
[Select Components](#)  
[Schema Passwords](#)  
[Summary](#)  
 Completion Summary

Database Type: Microsoft SQL Server  
 Unicode Support: Yes  
 Server Name: localhost  
Enter hostname or ip address or complete servername in host\server format.  
 Pprt: 1433  
 Database Name: obiee\_book  
Database Name is case-sensitive  
 Username: obiee\_sa  
User with DBA or SYSDBA privileges. Example:sys  
 Password: \*\*\*\*\*

[Help](#)

[< Back](#)
[Next >](#)
[Finish](#)
[Cancel](#)

▷ <b>Automatic</b>	
▷ <b>Containment</b>	
▷ <b>Cursor</b>	
▷ <b>FILESTREAM</b>	
△ <b>Miscellaneous</b>	
Allow Snapshot Isolation	<b>True</b>
ANSI NULL Default	<b>False</b>
ANSI NULLS Enabled	<b>False</b>
ANSI Padding Enabled	<b>False</b>
ANSI Warnings Enabled	<b>False</b>
Arithmetic Abort Enabled	<b>False</b>
Concatenate Null Yields Null	<b>False</b>
Cross-database Ownership Chaining Enabled	False
Date Correlation Optimization Enabled	<b>False</b>
Delayed Durability	<b>Disabled</b>
Is Read Committed Snapshot On	<b>True</b>
Numeric Round-Abort	<b>False</b>
Parameterization	<b>Simple</b>
Quoted Identifiers Enabled	<b>False</b>
Recursive Triggers Enabled	<b>False</b>
Trustworthy	False
VarDecimal Storage Format Enabled	True
△ <b>Recovery</b>	





# Repository Creation Utility

ORACLE  
FUSION MIDDLEWARE



- Welcome
- Create Repository
- Database Connection Details
- Select Components
- Schema Passwords
- Summary
- Completion Summary**

### Database details:

Host Name localhost  
Port 1433  
Database Name obiee\_book  
Connected As obiee\_sa  
Operation System and Data Load concurrently  
Execution Time 1 minute 16 seconds

RCU Logfile C:\Users\Administrator\AppData\Local\Temp\1\RCU2016-03-13\_14-03\_16215544\logs\rcu.log  
Component Log Directory C:\Users\Administrator\AppData\Local\Temp\1\RCU2016-03-13\_14-03\_16215544\logs  
View Log [rcu.log](#)

Prefix for (prefixable) Sche... BOOK

Component	Status	Time	Logfile(Click to view)
Metadata Services	Success	00:10.045(sec)	<a href="#">mds.log</a>
WebLogic Services	Success	00:09.644(sec)	<a href="#">wls.log</a>
Common Infrastructure Services	Success	00:09.143(sec)	<a href="#">stb.log</a>
Oracle Platform Security Services	Success	00:11.254(sec)	<a href="#">opss.log</a>
Audit Services	Success	00:09.383(sec)	<a href="#">iau.log</a>
Audit Services Append	Success	00:09.100(sec)	<a href="#">iau_append.log</a>
Audit Services Viewer	Success	00:09.108(sec)	<a href="#">iau_viewer.log</a>

Help

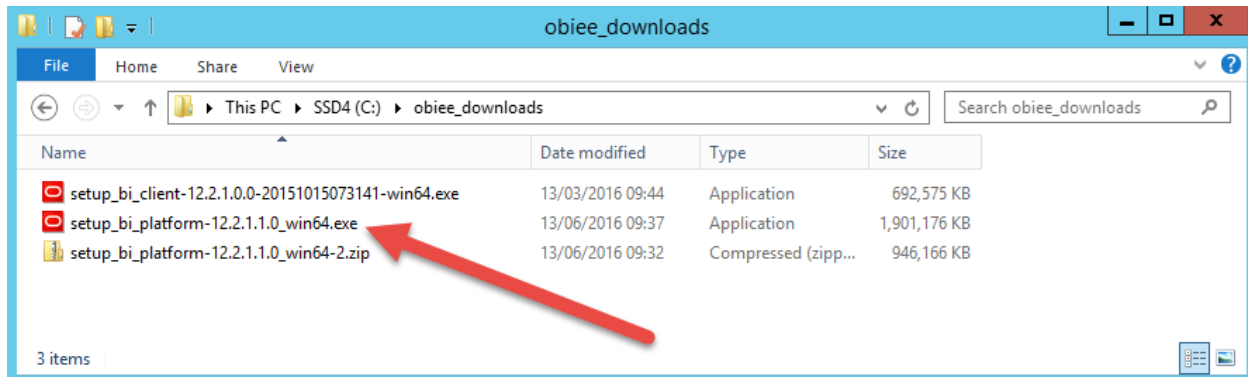
< Back

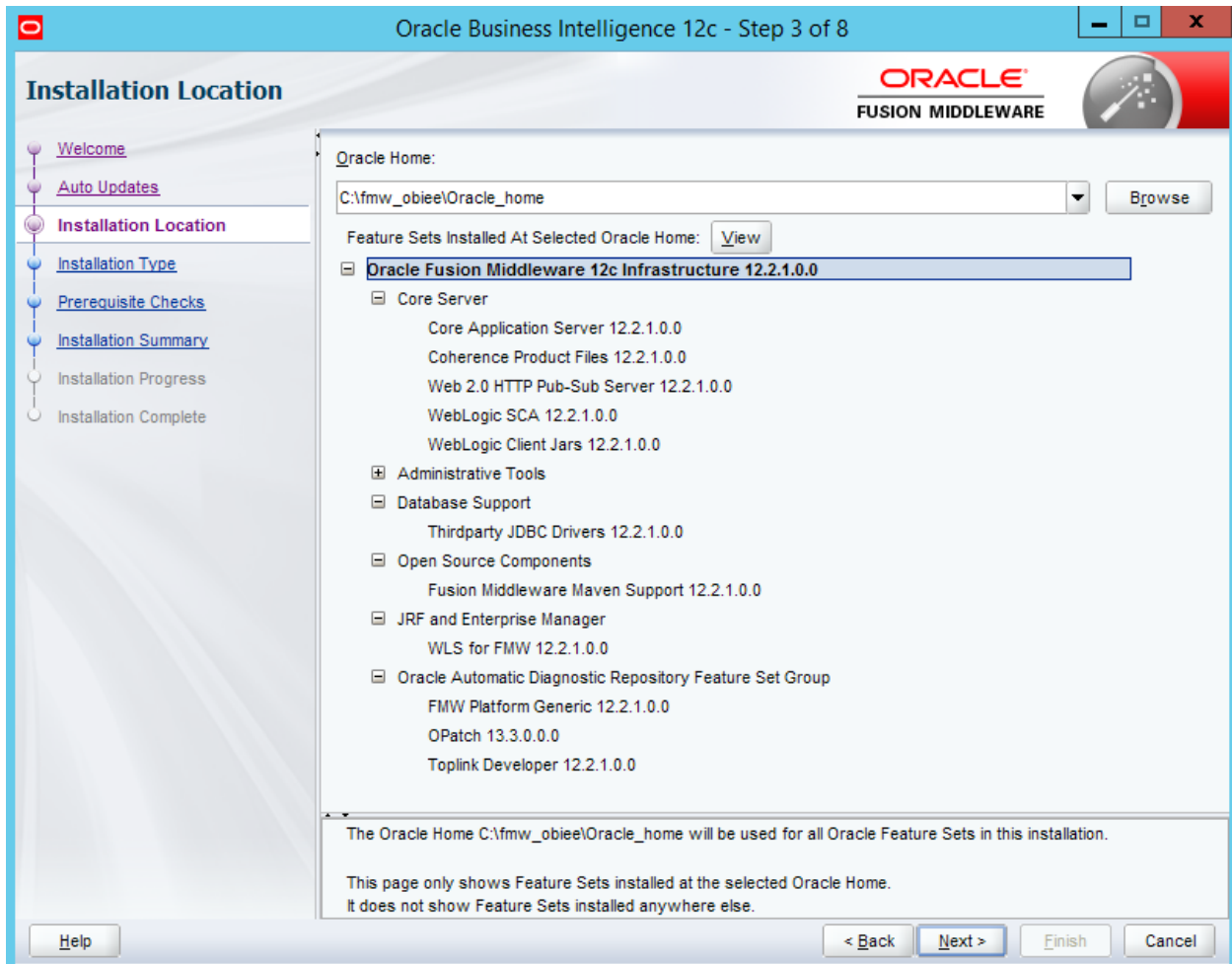
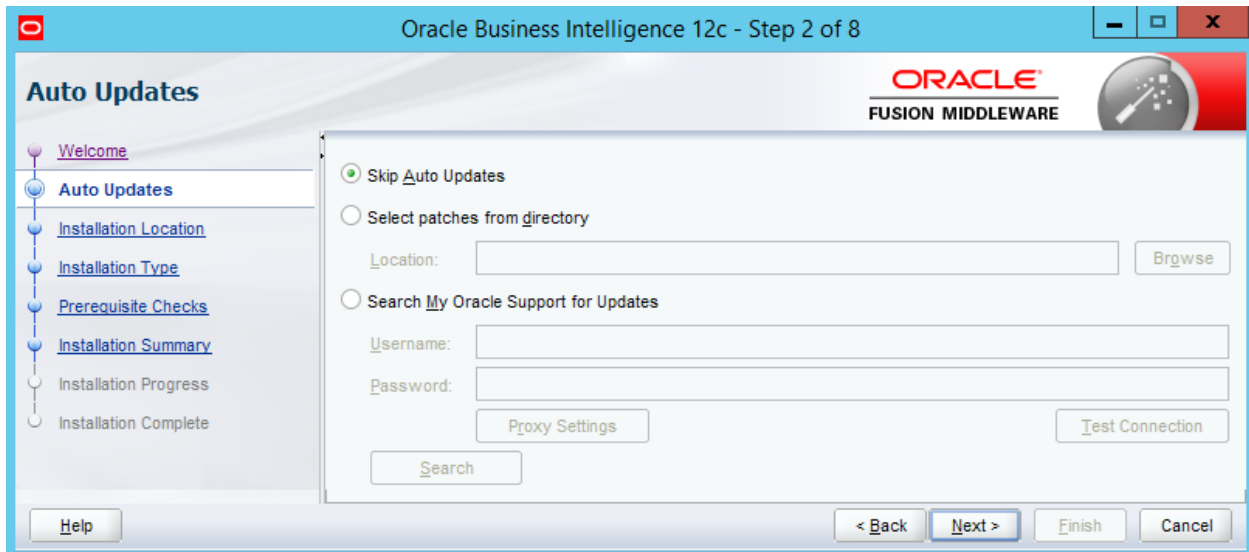
Next >

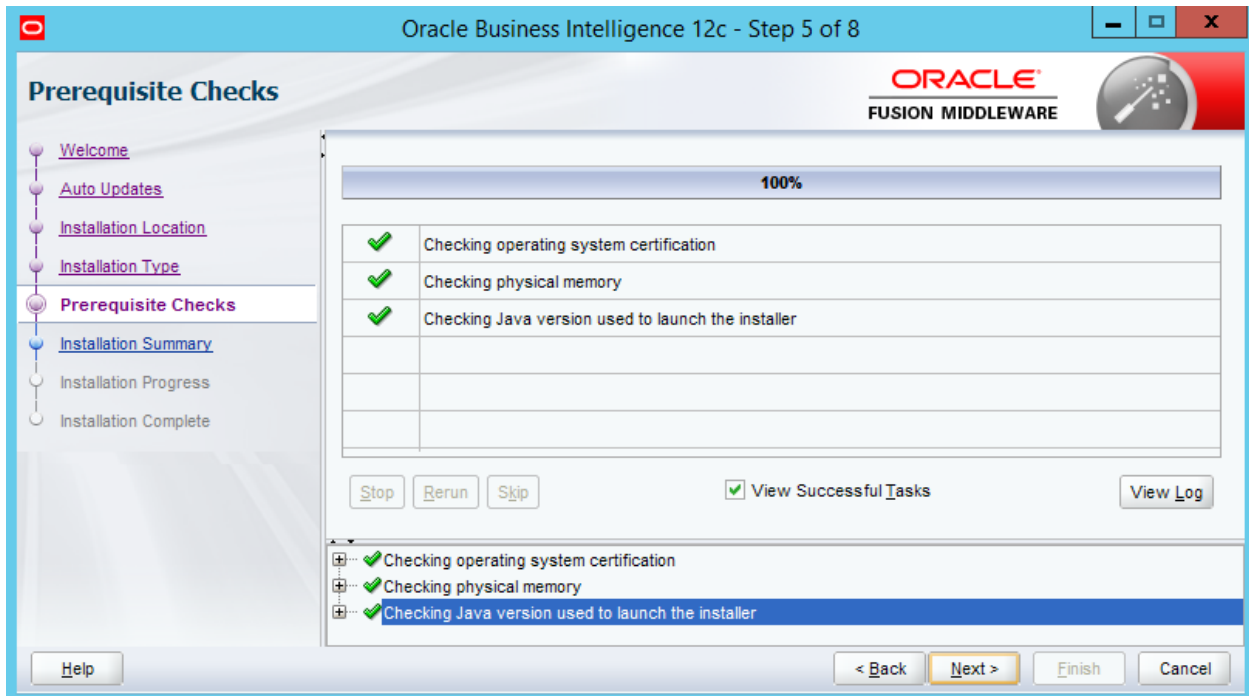
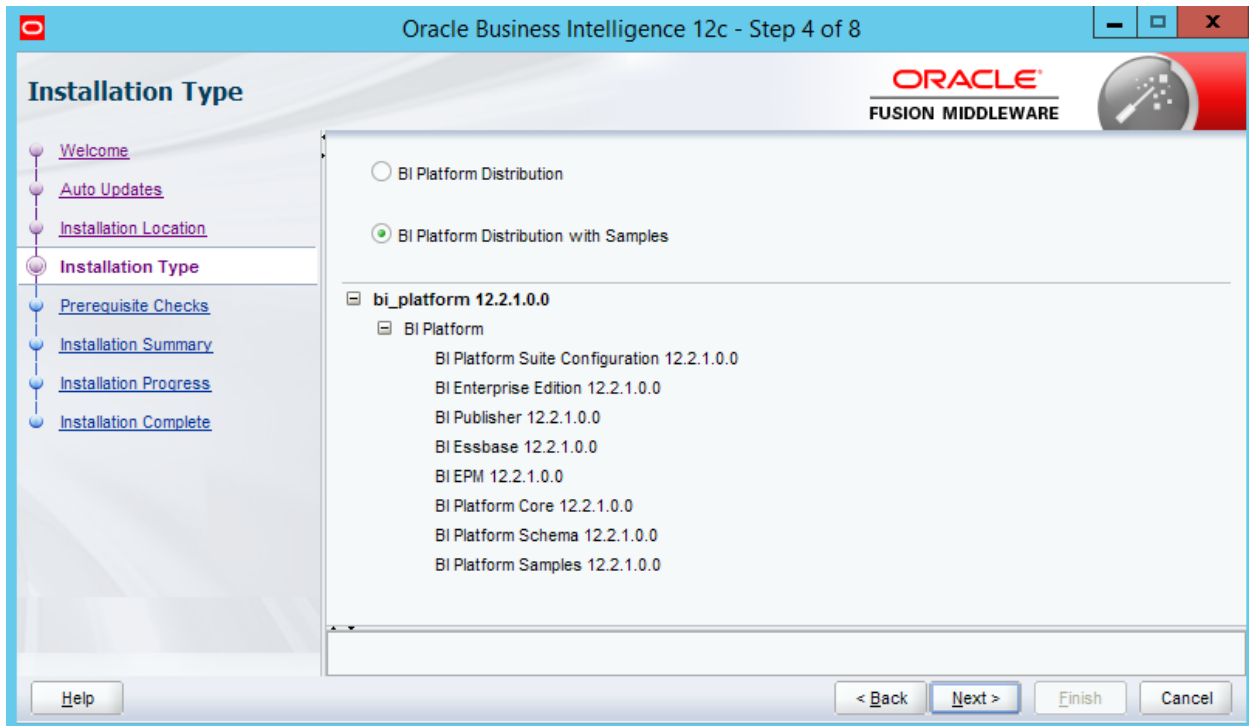
Create

Close

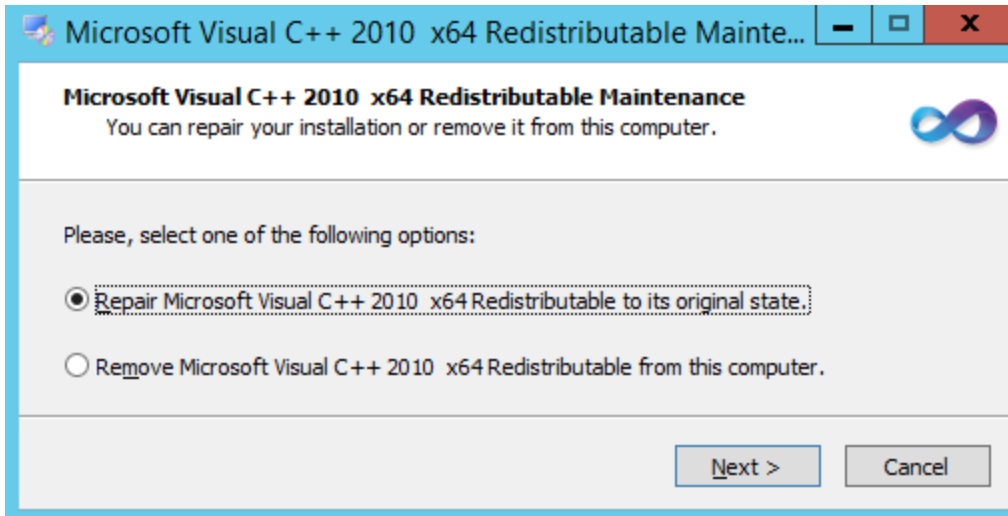
## Chapter 3: Installing the Windows Server 2012

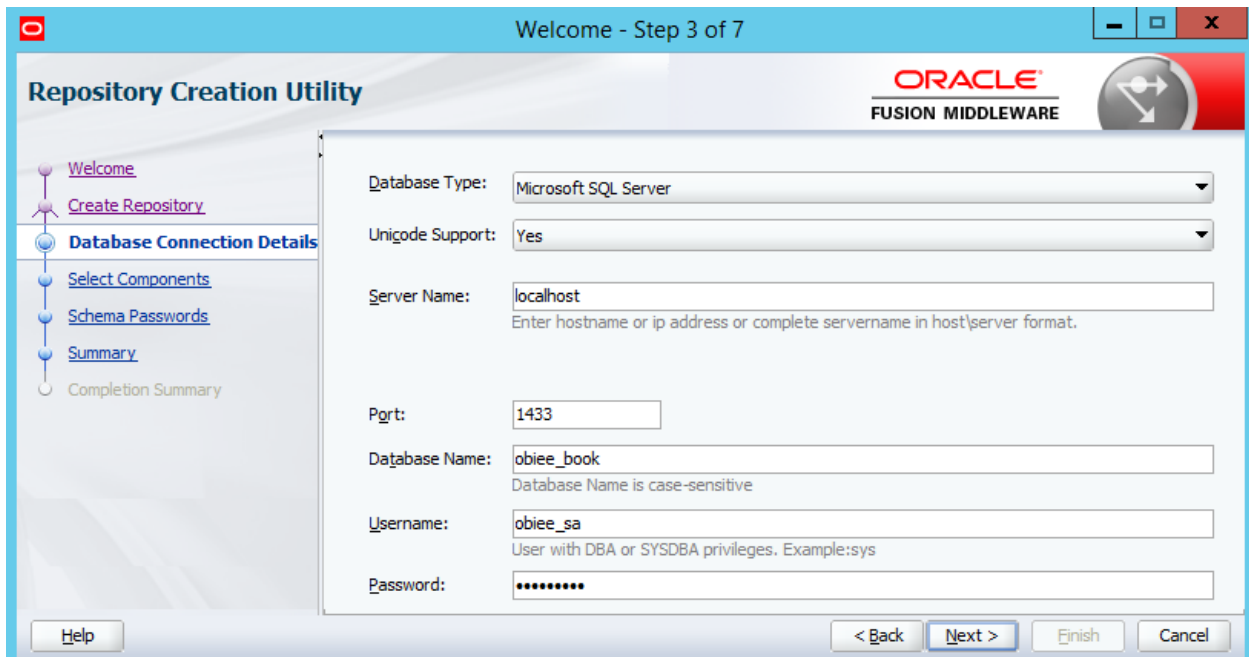
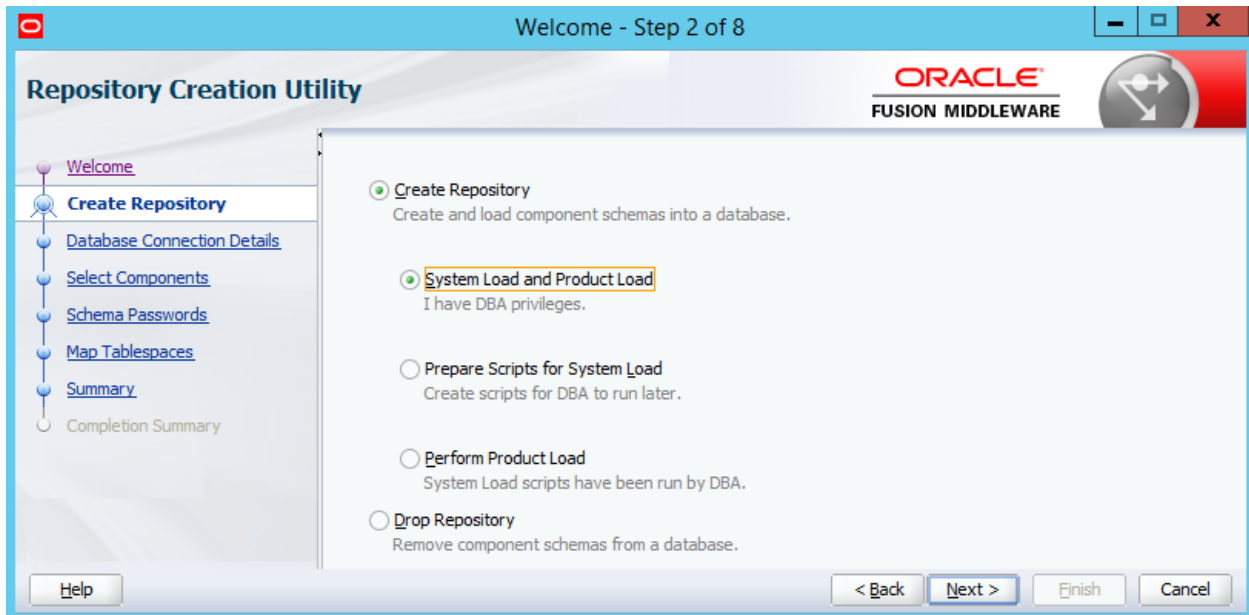


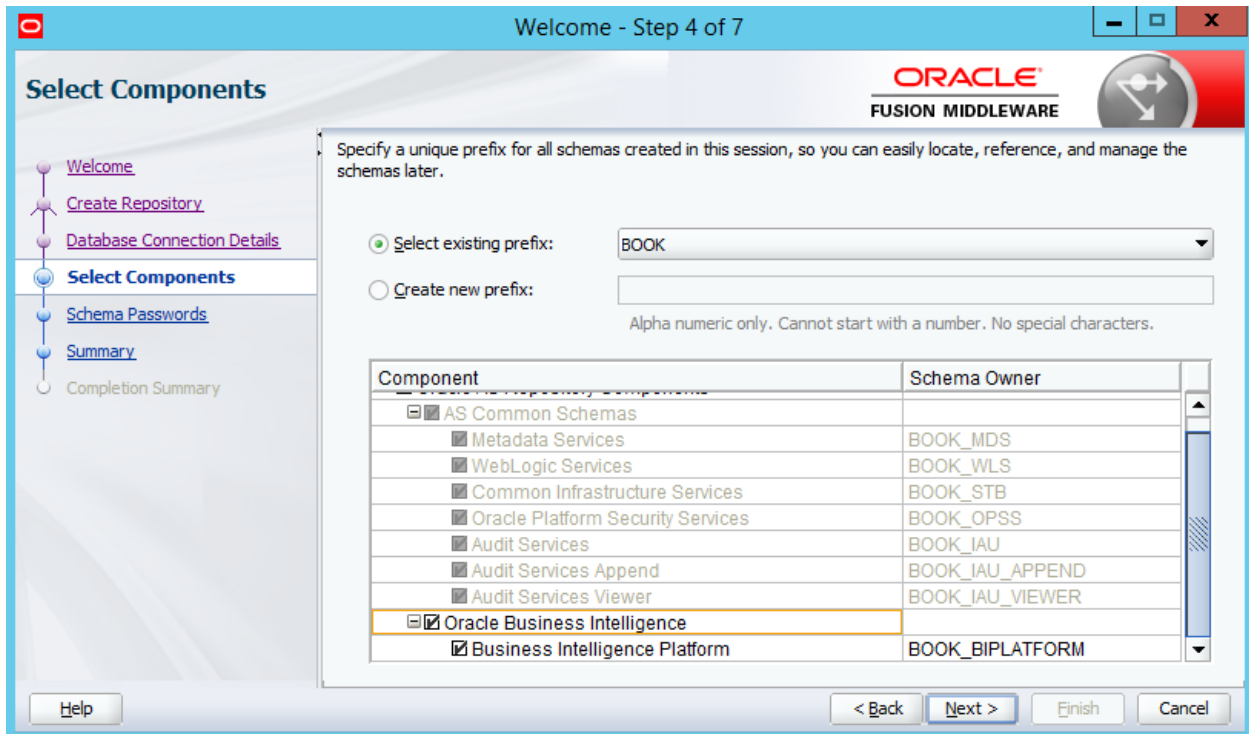


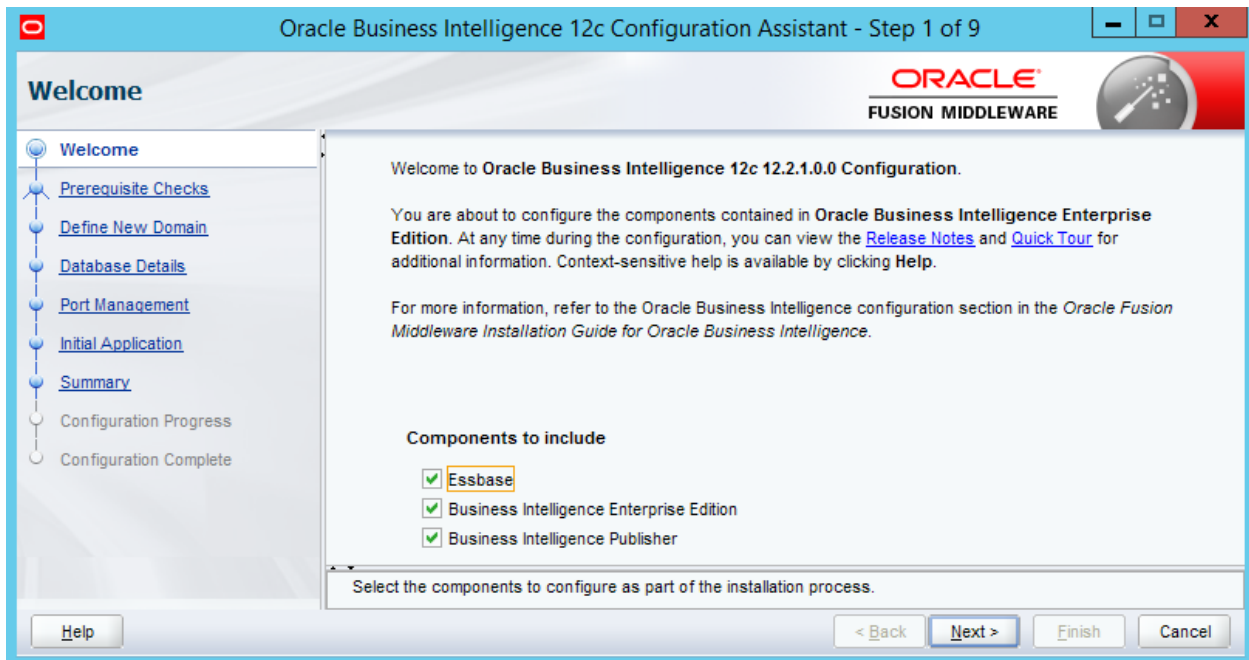
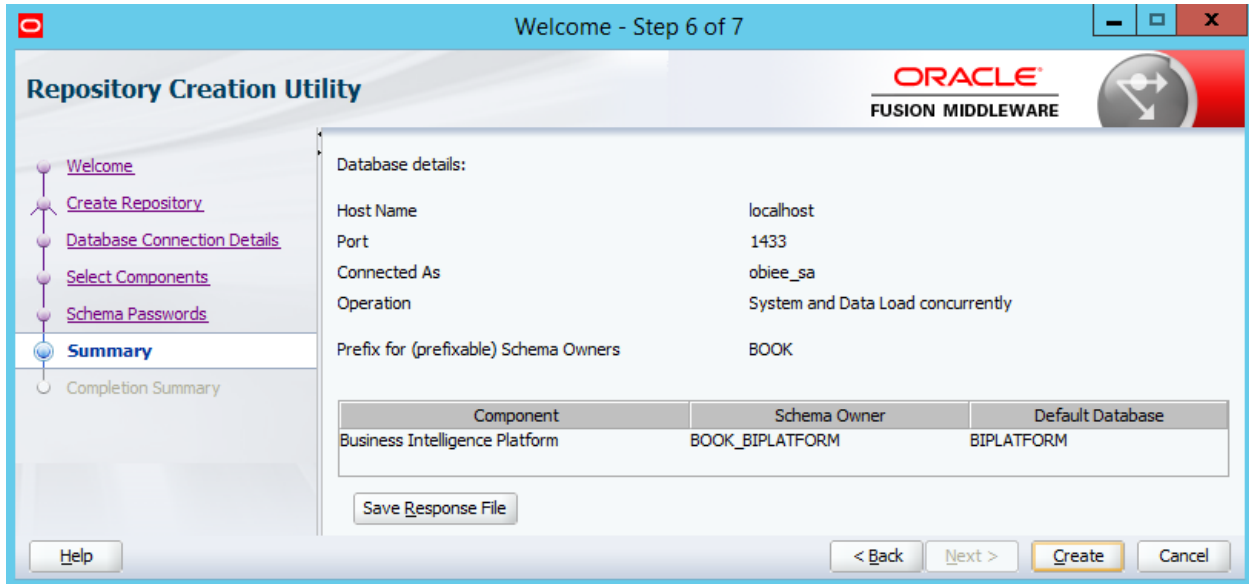












Oracle Business Intelligence 12c Configuration Assistant - Step 3 of 9

## Define New Domain

**ORACLE**  
FUSION MIDDLEWARE

[Welcome](#)  
[Prerequisite Checks](#)  
**Define New Domain**  
[Database Details](#)  
[Port Management](#)  
[Initial Application](#)  
[Summary](#)  
 Configuration Progress  
 Configuration Complete

The domain is the basic unit of WebLogic administration. All BI components reside in one domain. The domain needs a place to store files, and initial administrator credentials.

The domain files include configuration files, log files, and data files.

The credentials define the initial administrator account. For security reasons no other default accounts are created. Use this initial account to create individual accounts for your users.

**Location of new domain**

Domains Directory:

Domain Name:

Domain Home:

**Credentials for new domain**

Username:

Password:

Confirm Password:

Confirm the password by entering it again.  
The password must be a minimum of 8 and not exceed 30 alphanumeric characters. It must begin with an alphabetic character, use only alphanumeric, underscore (\_), dollar (\$) or pound (#) characters and include at least 1 digit.

Oracle Business Intelligence 12c Configuration Assistant - Step 4 of 9

## Database Schema

**ORACLE**  
FUSION MIDDLEWARE

[Welcome](#)  
[Prerequisite Checks](#)  
[Define New Domain](#)  
**Database Details**  
[Port Management](#)  
[Initial Application](#)  
[Summary](#)  
 Configuration Progress  
 Configuration Complete

Database schemas are required for storage of internal housekeeping information. These schemas are distinct from any data sources which you plan to analyse in BI.

The simplest option is to create new database schemas here. Alternatively you can use existing schemas you created earlier using the Repository Creation utility (RCU). Using RCU in advance gives you additional options, such as choosing tablespaces. RCU is available in directory  
C:\fmw\_obiee\Oracle\_home\bin\..\oracle\_common\bin.

Create new schemas  
 Use existing schemas

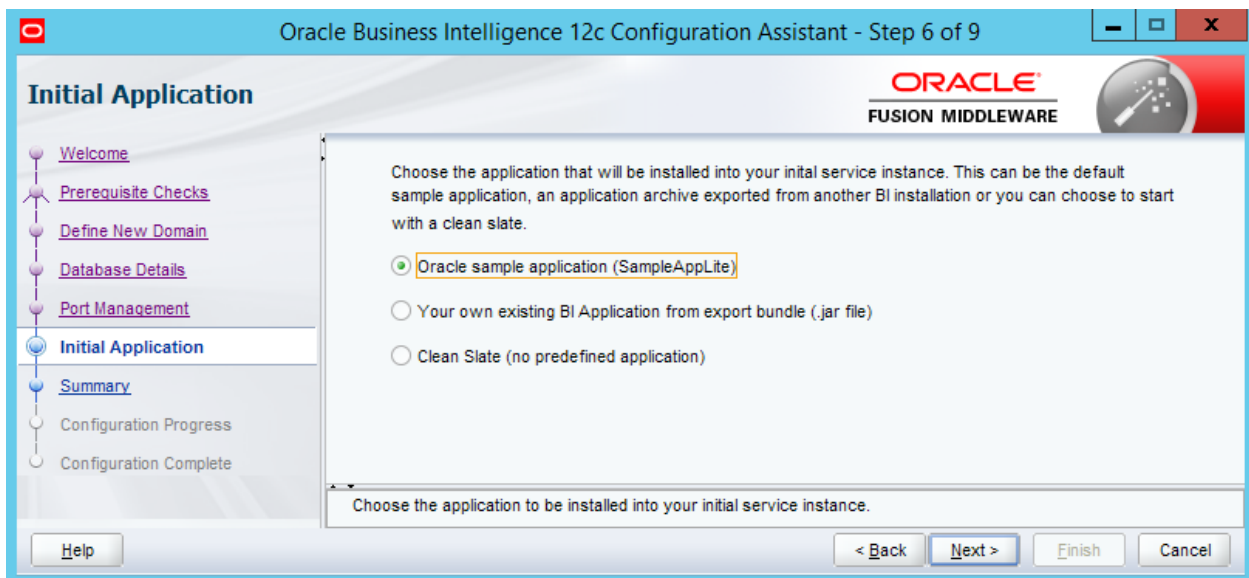
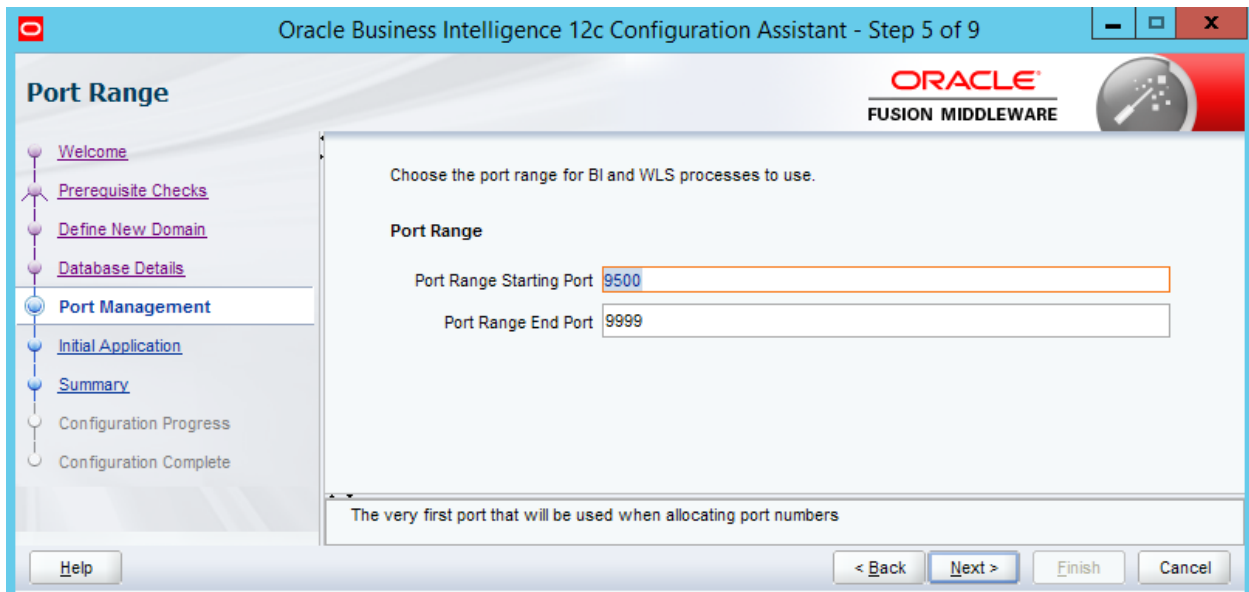
Database type:

SQL Server connect string:

Prefix:

Password:

Enter the connect string for a Microsoft SQL Server database To specify a named instance of Microsoft SQL Server, use the format hostname\instance:databaseName. Otherwise use hostname:port:databaseName for the instance on a given port.





## Summary

**ORACLE**  
FUSION MIDDLEWARE



- [Welcome](#)
- [Prerequisite Checks](#)
- [Define New Domain](#)
- [Database Details](#)
- [Port Management](#)
- [Initial Application](#)
- [Summary](#)**
- [Configuration Progress](#)
- [Configuration Complete](#)

- [-] **Configure**
  - [-] **Configuration**
    - [-] Components
      - Essbase
        - [-] BIEE
          - OBIPS (Port 9507)
          - Cluster controller (Main port 9508, monitor 9509)
          - Java host (Port 9510)
          - Scheduler (Main port 9511, monitor 9512, script 9513)
        - BIP
    - [-] Domain
      - BI Domain Name: bi
      - Domains Directory: C:\fmw\_obeel\Oracle\_home\bin\..\user\_projects\domains
      - Admin server (HTTP port 9500, HTTPS 9501, internal 9504)
      - Managed server (HTTP port 9502, HTTPS 9503, internal 9505)

Save Response File:

Click Save to generate a response file used for silent installation.

Oracle Business Intelligence Si... X +

win-27br4v9qjs2:9502/analytics/saw.dll?t Search ☆ 📁 🏠 🗨️ ☰

**ORACLE** Business Intelligence Help


### Sign In

Enter your user id and password.

User ID

Password

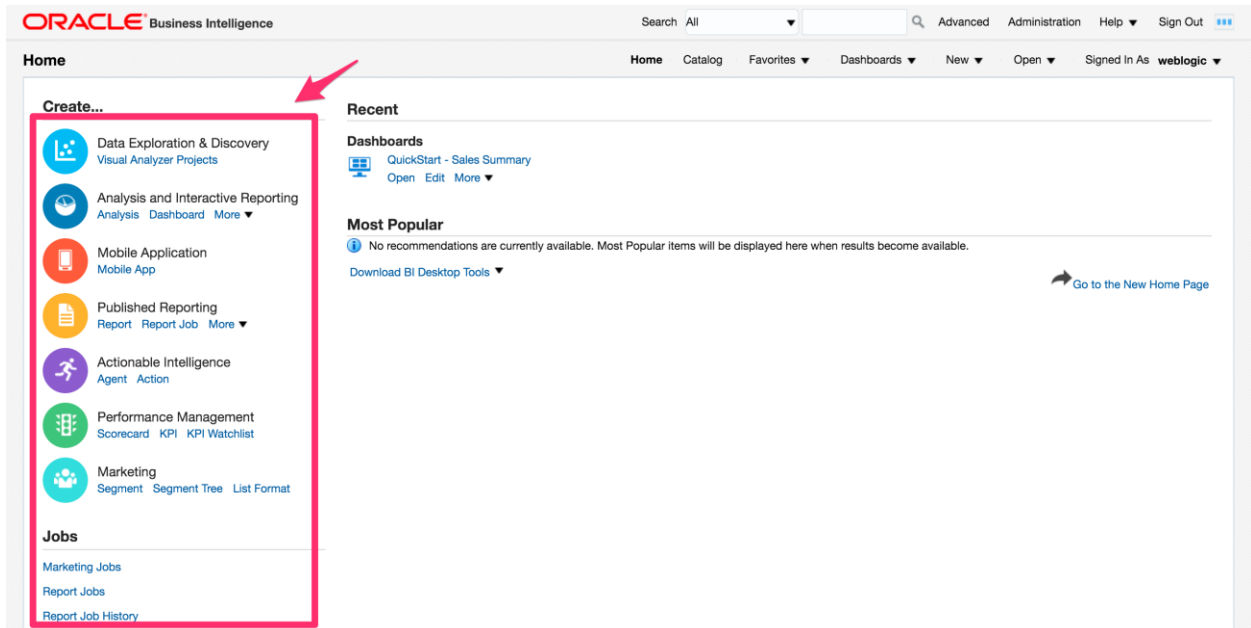
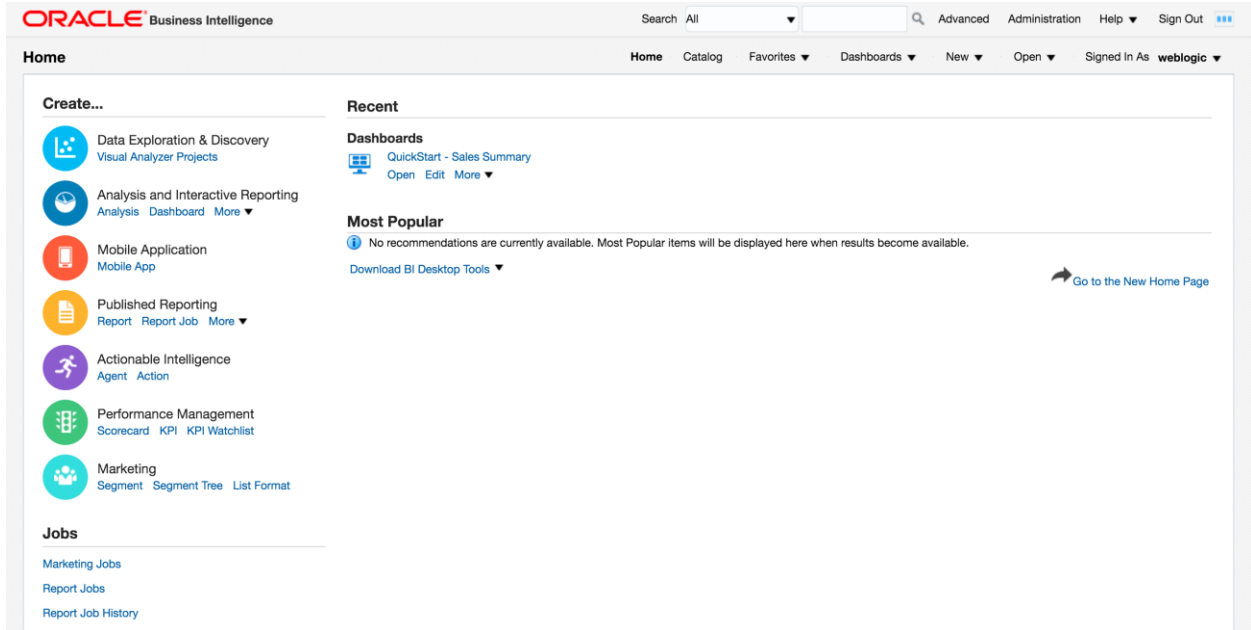
Accessibility Mode

 English ▼

Copyright © 1997, 2015, Oracle and/or its affiliates. All rights reserved. [About Product](#)



# Chapter 4: Reviewing the Features of the Reporting Repository



**ORACLE** Business Intelligence Search All  Advanced Administration Help Sign Out

**Catalog** Home **Catalog** Favorites Dashboards New Open Signed In As **weblogic**

User View  Location / My Folders  Show Hidden Items

**Folders**

- My Folders
  - My Dashboard
- Shared Folders
  - Components
  - Sample Lite

**Tasks**

My Folders

- Expand
- Archive
- RSS
- Unarchive
- Delete
- Upload
- Copy
- Properties
- Rename
- Permissions

Type All Sort Name A-Z Show More Details

**My Dashboard** Last Modified 4/11/2016 12:10:53 AM | Owner weblogic

Expand Open Edit More

Preview

**ORACLE** Business Intelligence Search All  Advanced Administration Help Sign Out

**Home** Home Catalog Favorites Dashboards **New** Open Signed In As **weblogic**

**Create...**

- Data Exploration & Discovery  
Visual Analyzer Projects
- Analysis and Interactive Reporting  
Analysis Dashboard More
- Mobile Application  
Mobile App
- Published Reporting  
Report Report Job More
- Actionable Intelligence  
Agent Action
- Performance Management  
Scorecard KPI KPI Watchlist
- Marketing  
Segment Segment Tree List Format

**Jobs**

- Marketing Jobs
- Report Jobs
- Report Job History

**Recent**

**Dashboards**

- My Dashboard - page 1  
Open Edit More

**Most Popular**

No recommendations are currently available. Most Popular items will be displayed here when results become available.

Download BI Desktop Tools

**Data Exploration & Discovery**

- Visual Analyzer Projects

**Analysis and Interactive Reporting**

- Analysis
- Dashboard
- Filter
- Dashboard Prompt
- Condition

**Mobile Application**

- Mobile App

**Published Reporting**

- Report
- Report Job
- Data Model
- Style Template
- Sub Template

**Actionable Intelligence**

- Agent
- Action

**Performance Management**


- Scorecard

## Recent



### Dashboards

-  My Dashboard - page 1  
Open Edit More ▼

### Most Popular

 No recommendations are currently available. Most Popular items will be displayed here when results become available.

[Download BI Desktop Tools](#) ▼

Search All   Advanced Administration **Help** ▼ Sign Out 


Home Catalog Favorites ▼ Dashboards ▼ New ▼ Open ▼ S

- Help for This Page
- Help Contents ▶
- Documentation
- OTN...
- [About Oracle BI EE...](#)


---

## Recent


### Dashboards

-  My Dashboard - page 1  
Open Edit More ▼

### Most Popular

 No recommendations are currently available. Most Popular items will be displayed here when results become available.

[Download BI Desktop Tools](#) ▼

 [Go to the New Home Page](#)

Administration

Oracle Business Intelligence Product Version **12.2.1.0.0 (Build BIPS-20151008013645 64-bit)**  
 Physical Presentation Catalog Path C:\fmw\_obeel\Oracle\_home\user\_projects\domains\bi\bidata\service\_instances\ssi\metadata\content\catalog\root  
 Oracle BI Server Data Source AnalyticsWeb  
 Available Paging Memory (MB) 3306  
 Available Virtual Address Space (MB) 134216844  
 Maintenance Mode is currently off.

**Security**

- [Manage Catalog Groups](#)  
Create, edit and delete Catalog Groups.
- [Manage Catalog Users](#)  
View and delete Catalog Users.
- [Manage Privileges](#)  
Manage privileges and rights given to users and groups.

**Session Management**

- [Manage Sessions](#)  
View Oracle Business Intelligence session information including active users and queries.
- [Manage Agent Sessions](#)  
View Agent session information including Agent state and recipients.

**Maintenance and Troubleshooting**

- [Manage Device Types](#)  
Create, edit, view or delete Device Types.
- [Toggle Maintenance Mode](#)  
Maintenance Mode is currently off.
- [Reload Files and Metadata](#)  
Reload XML message files, refresh server metadata, and clear caches.
- [Reload Log Configuration](#)  
Reload the logging configuration after update.  
Default
- [Issue SQL](#)  
Issue SQL directly to Oracle BI Server.
- [Scan and Update Catalog Objects That Require Updates](#)  
Scan the catalog and update any objects that were saved with earlier versions of Oracle Business Intelligence.

**Map Data Management**

- [Manage Map Data](#)  
Manage layers, background maps and images.

**Marketing**

- [Manage Marketing Jobs](#)  
View background marketing jobs and database cache result sets.
- [Manage Marketing Defaults](#)  
Manage the default settings such as Default Campaign Load Format and Default Global Audience for Marketing.

**BI Publisher**

- [Manage BI Publisher](#)  
Manage BI Publisher data sources, scheduler configuration, delivery destinations, and runtime properties.

**BI Mobile App Designer**

- [Manage BI Mobile App Designer](#)  
Manage BI Mobile App Designer data sources, server configuration, runtime properties, and plugins.

**BI Search**

- [Configure Crawl](#)  
Setup BISearch Data Model and Web Catalog crawl.
- [Monitor Crawl](#)  
Monitor and Stop Data Model and Web Catalog crawls.

Administration

**Manage Privileges**

This page allows you to view and administer privileges associated with various components of Oracle Business Intelligence.

Category	Privilege	Role
Access	Access to Dashboards	BI Consumer
	Access to Answers	BI Content Author
	Access to BI Composer	BI Content Author
	Access to Delivers	BI Content Author
	Access to Briefing Books	BI Consumer
	Access to Mobile	BI Consumer
	Access to Administration	BI Service Administrator
	Access to Segments	BI Consumer
	Access to Segment Trees	BI Content Author
	Access to List Formats	BI Content Author
	Access to Metadata Dictionary	BI Content Author
	Access to Oracle BI for Microsoft Office	BI Consumer
	Access to Oracle BI Client Installer	BI Consumer
	Catalog Preview Pane UI	BI Consumer
	Access to Export	BI Consumer
	Access to KPI Builder	BI Content Author
	Access to Scorecard	BI Consumer
Actions	Create Navigate Actions	BI Consumer
	Create Invoke Actions	BI Content Author
	Save Actions containing embedded HTML	BI Service Administrator
Admin: Catalog	Change Permissions	BI Content Author
	Toggle Maintenance Mode	BI Service Administrator

view and administer privileges associated with various components of Oracle Business Intelligence.

Access to Dashboards BI Consumer

Privilege: Access to Dashboards

Hive: Access

Permissions

Accounts	Permissions
BI Consumer	Granted

OK Cancel

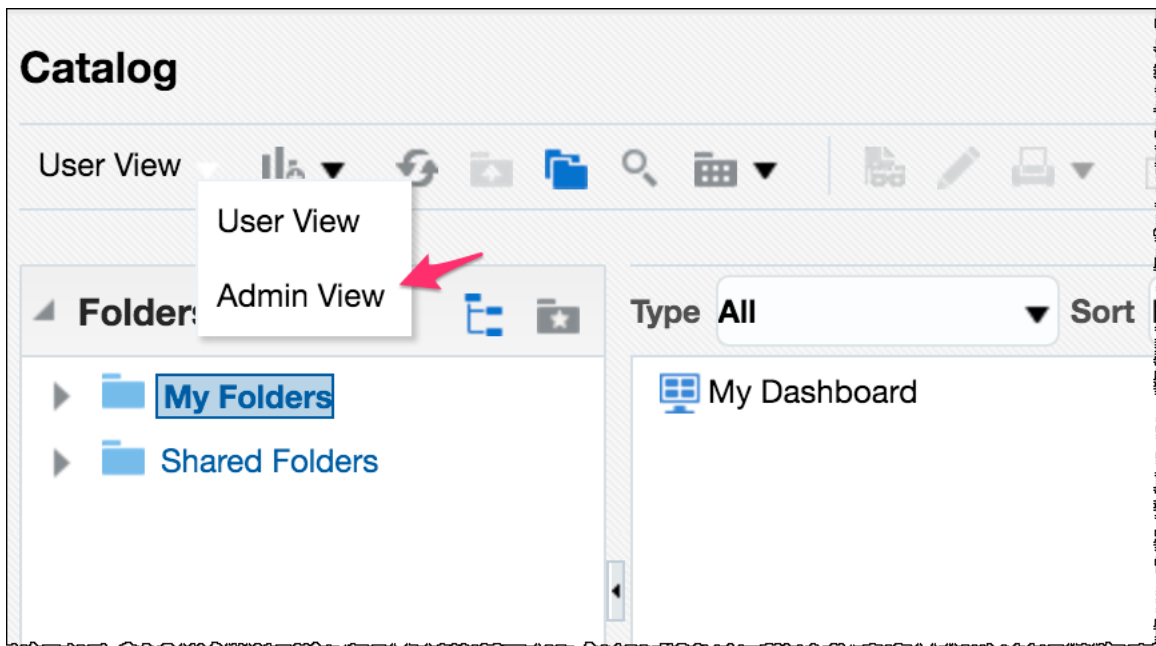
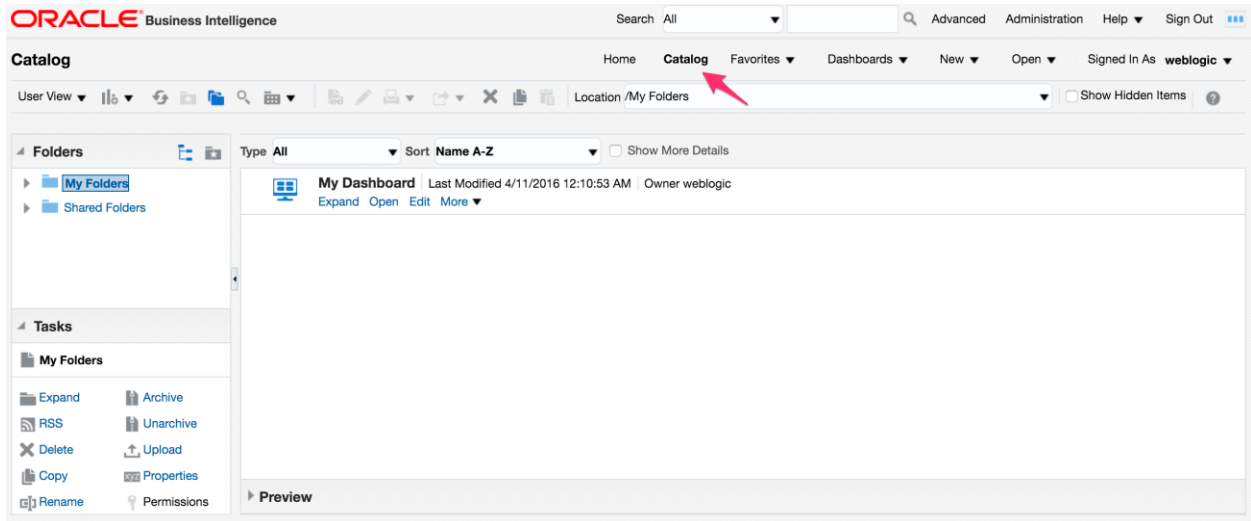
## Session Management

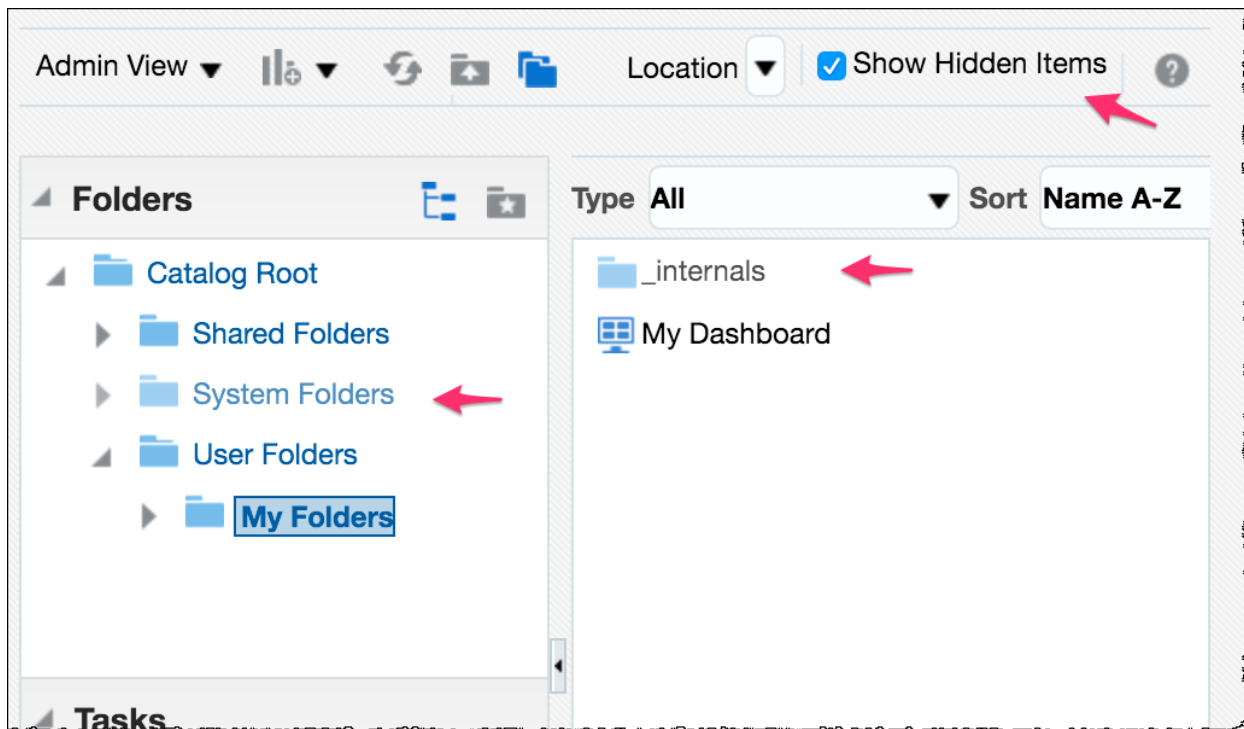
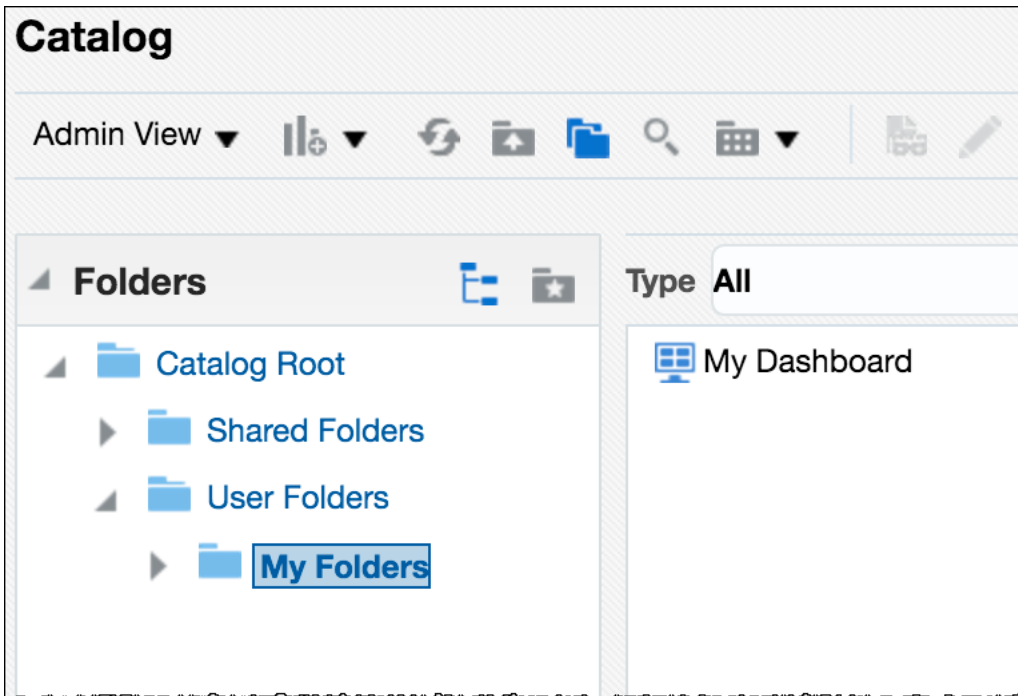
### Manage Sessions

View Oracle Business Intelligence session information including active users and queries.

### Manage Agent Sessions

View Agent session information including Agent state and recipients.





User Folders - Oracle BI Catalog

obiee:9502/analytics/saw.dll?Catalog&mode=admin#("location"%3A"%2Fu: Search

ORACLE OBIEE 12c Book Search All Advanced Administration Help Sign Out

Catalog Home Catalog Favorites Dashboards New Open Signed In As Adrian

Admin View Location /Catalog Roo Show Hidden Items

**Folders**

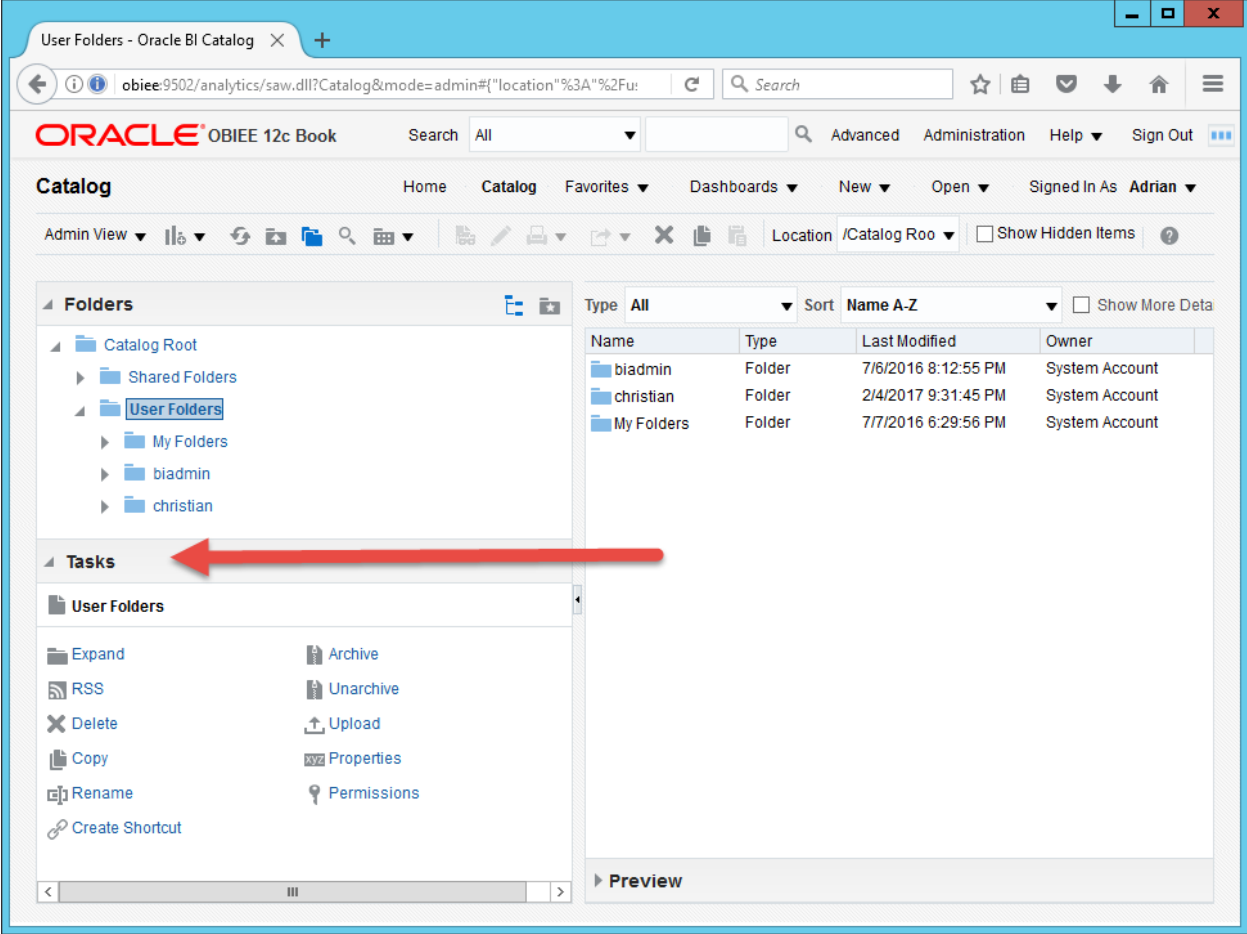
- Catalog Root
  - Shared Folders
  - User Folders**
    - My Folders
    - biadmin
    - christian

**Tasks**

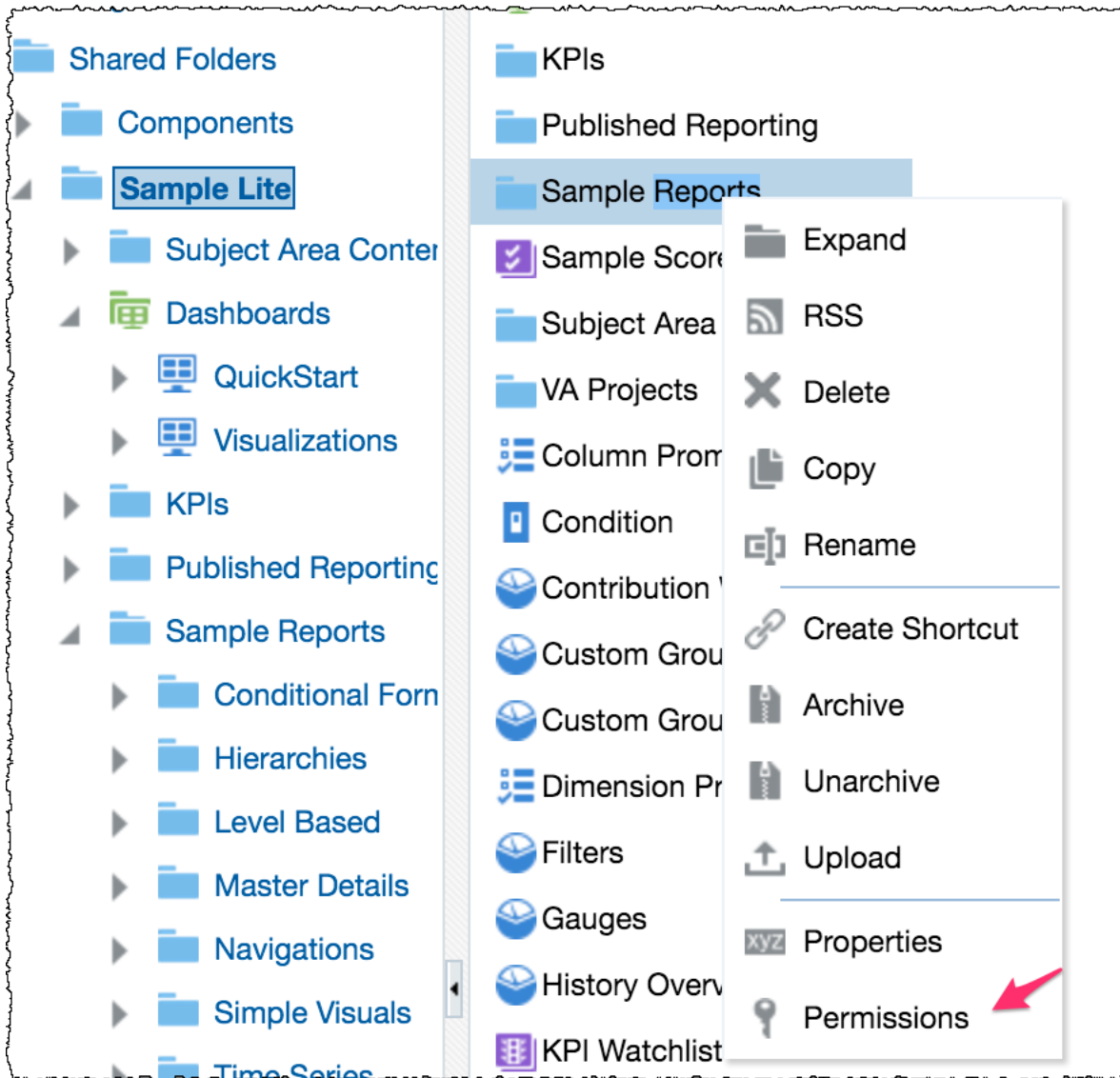
- User Folders
  - Expand
  - RSS
  - Delete
  - Copy
  - Rename
  - Create Shortcut
  - Archive
  - Unarchive
  - Upload
  - Properties
  - Permissions

Name	Type	Last Modified	Owner
biadmin	Folder	7/6/2016 8:12:55 PM	System Account
christian	Folder	2/4/2017 9:31:45 PM	System Account
My Folders	Folder	7/7/2016 6:29:56 PM	System Account

Preview







Permissions



Location: /Shared Folders/Sample Lite/Sample Reports

Owner: weblogic

Permissions



Accounts	Permissions	Owner
BI Consumer	Open Read, Traverse	<input type="radio"/>
BI Service Administrator	Full Control Full Control	<input type="radio"/>

- Apply permissions to sub-folders.
- Apply permissions to items within folder.

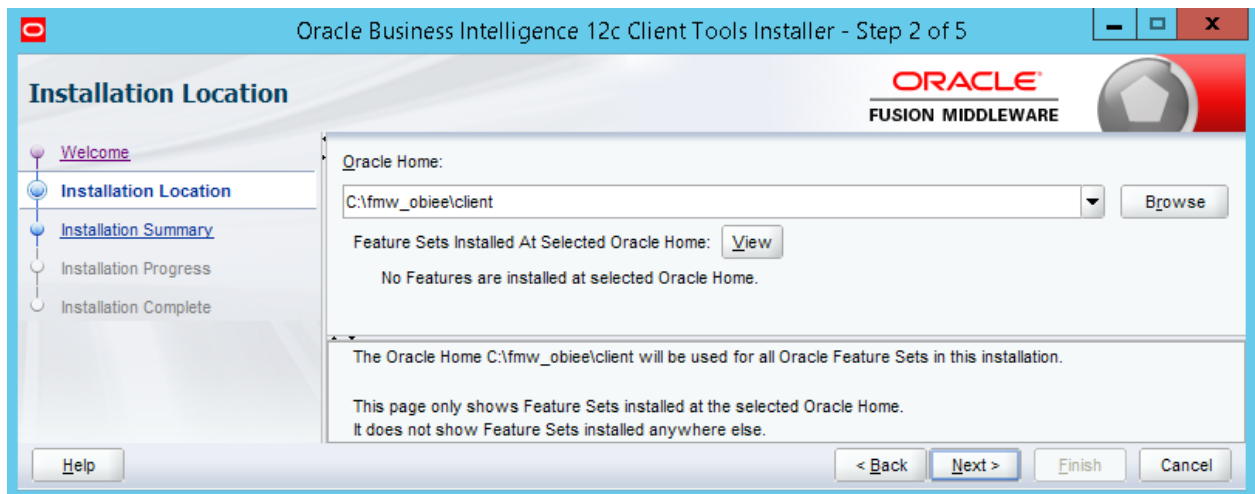
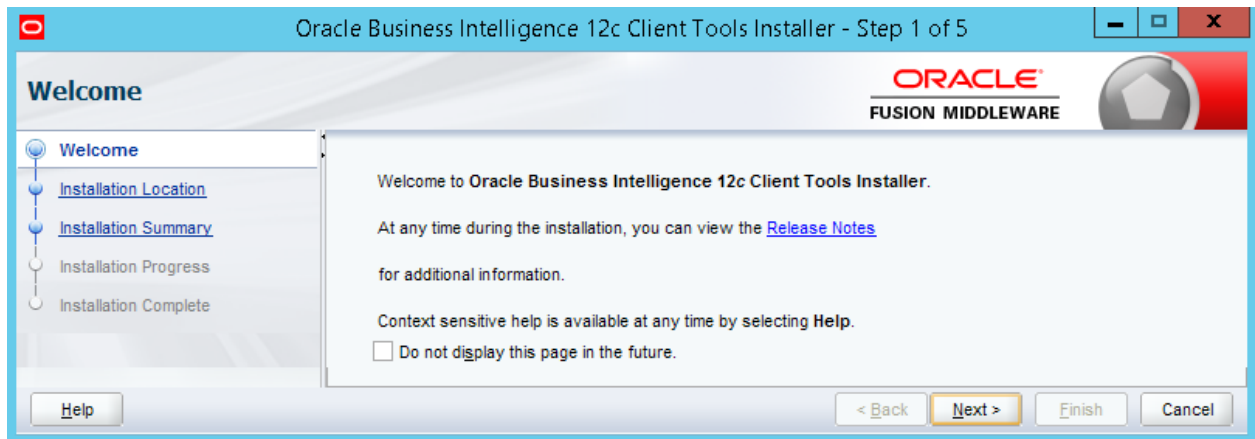
Replace Options Replace All

OK Cancel

# Chapter 5: Installing and Configuring Client Tools

SSD4 (C:) > obiee\_downloads

Name	Date modified	Type	Size
installed	21/03/2016 20:46	File folder	
setup_bi_client-12.2.1.0.0-20151015073141-win64.exe	13/03/2016 09:44	Application	692,575 KB



Oracle Business Intelligence 12c Client Tools Installer - Step 3 of 5

**ORACLE**  
FUSION MIDDLEWARE

### Installation Summary

- Welcome
- Installation Location
- Installation Summary**
- Installation Progress
- Installation Complete

**Install setup\_bi\_client**

- Installation Location**  
Oracle Home Location: C:\fmw\_obeie\client  
Log File Location: C:\Users\Administrator\AppData\Local\Temp\1\Orainstal2016-03-21\_08-51-19PM\install2016-03-21\_08-51-19PM.log
- Disk Space**  
Required: 1635 MB  
Available: 152115 MB

Select Install to accept the above options and start the installation.

To change the above options before starting the installation, select the option to change in the left pane or use the Back button.

Oracle Business Intelligence 12c Client Tools Installer - Step 4 of 5

**ORACLE**  
FUSION MIDDLEWARE

### Installation Progress

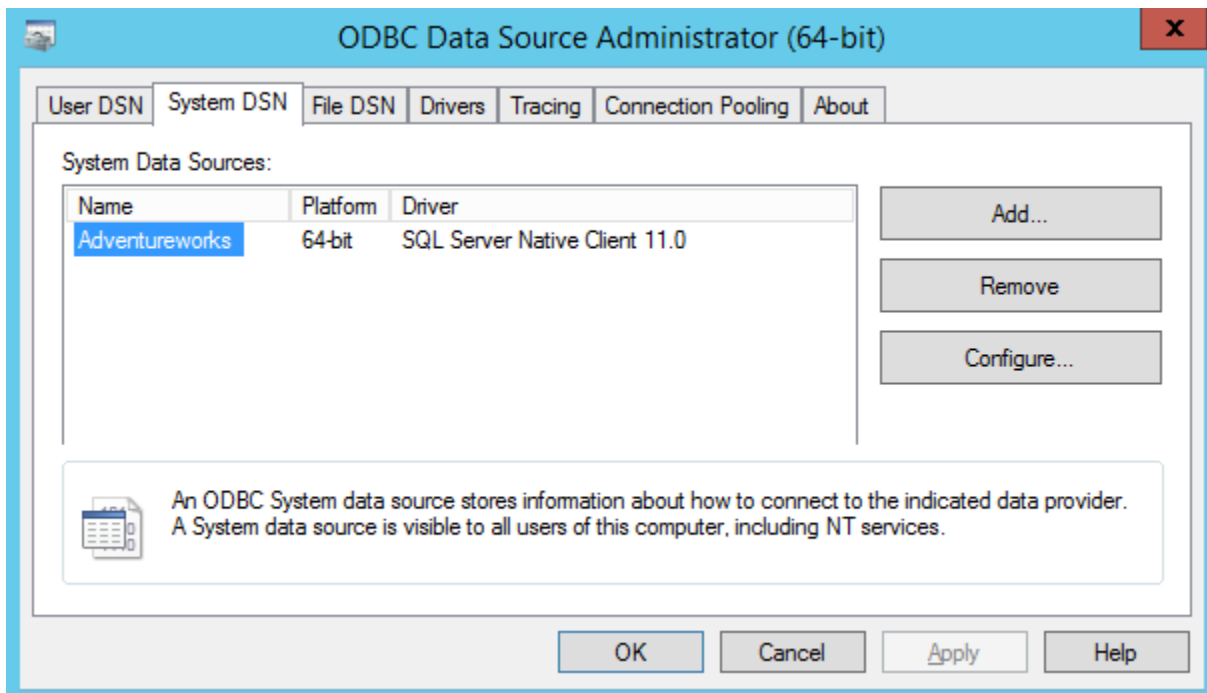
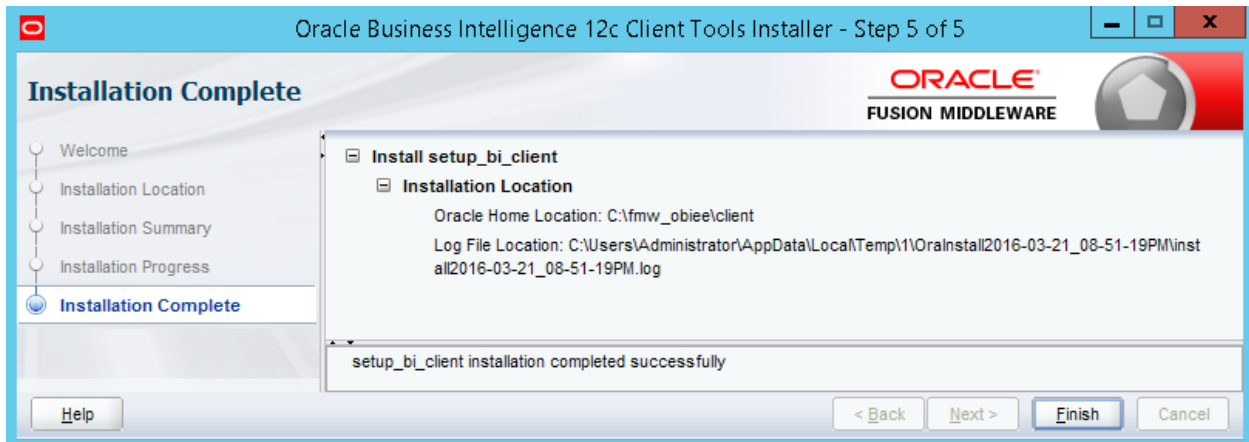
- Welcome
- Installation Location
- Installation Summary
- Installation Progress**
- Installation Complete

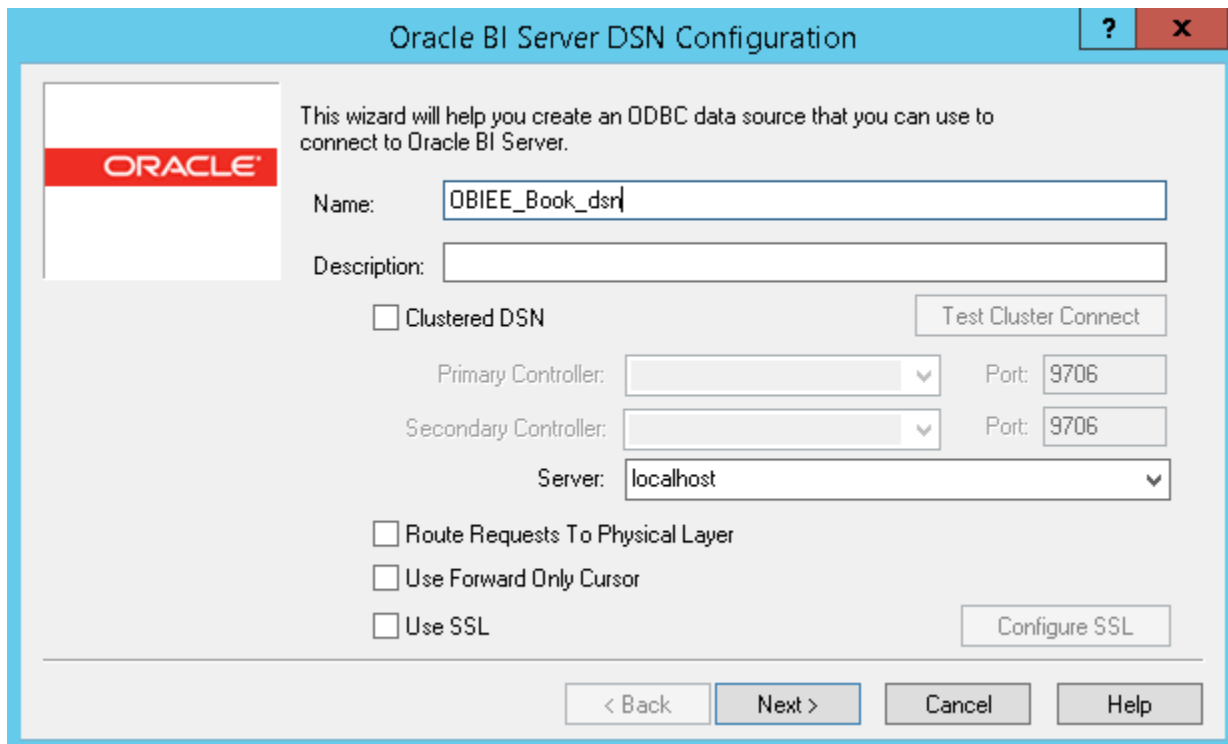
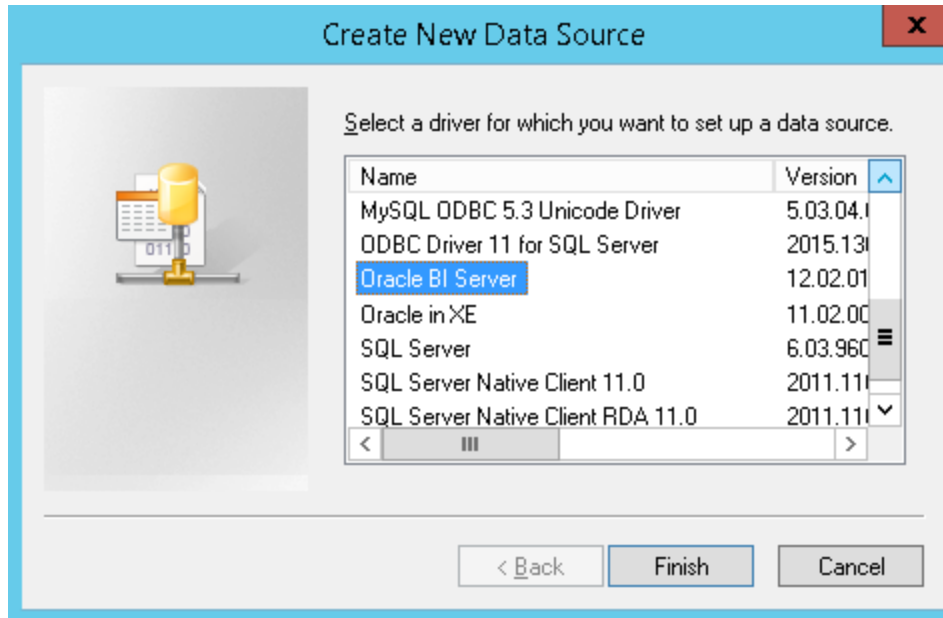
**100%**

✓	Prepare
✓	Copy
✓	Linking
✓	Setup
✓	Register ODBC Driver
✓	Create Shortcuts
✓	Saving the inventory
✓	Post install scripts

View Successful Tasks

**Hardware and Software  
Engineered to Work Together**





Oracle BI Server DSN Configuration

Please enter Oracle BI Server login ID and password

Login ID:

Password:

Save login ID

Port:

Change the default repository to

Connect

This connects to Oracle BI Server to obtain default settings for the additional configuration options.

< Back   Next >   Cancel   Help

Oracle BI Server DSN Configuration

Change the default subject area to:

Change the default error language to:

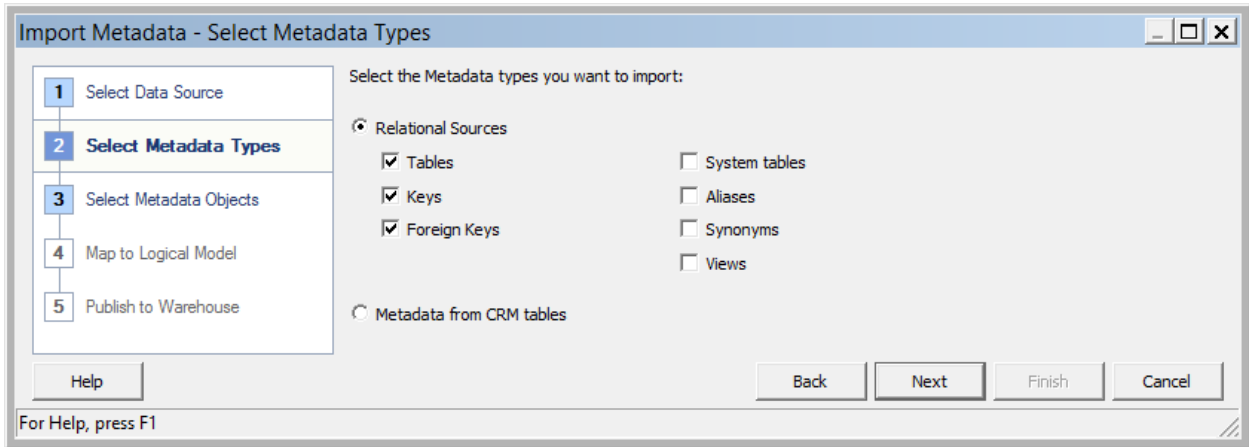
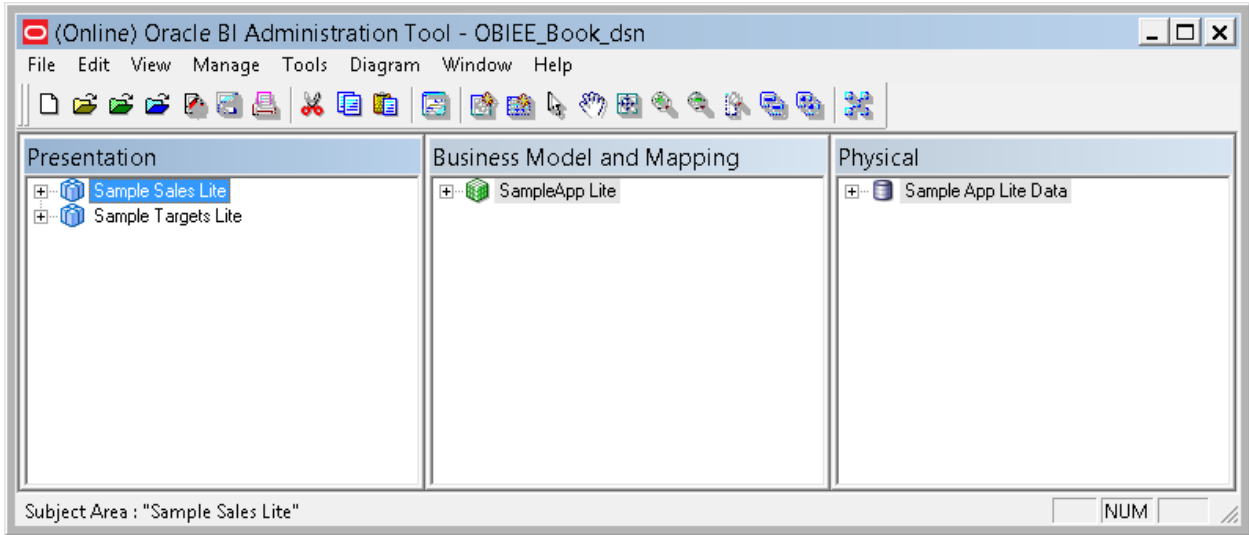
Use Regional Settings when outputting dates and times

Database	Login ID
Sample App Lite Data	

<   |||   >

Edit...

< Back   Finish   Cancel   Help





**Open Catalog**

Type:

URL:

User:

Password:

Locale:

View Only Mode

**Oracle Business Intelligence Catalog Manager** http://localhost:9502/analytics/saw.dll weblogic

File Edit View Tools Help

Tree

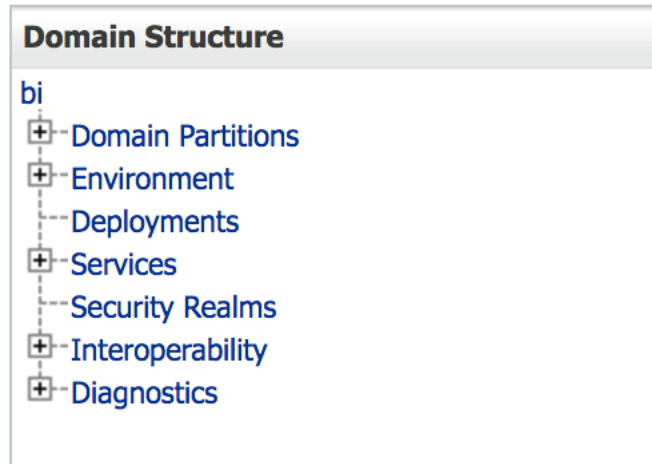
- Catalog Root
  - Shared Folders
    - Components
    - Sample Lite
  - System Folders
  - User Folders

Table

/shared/Sample Lite

Name	Type	Owner	My Permis...	Attribu
Dashboards	Folder	weblogic	Full Control	System
KPIs	Folder	weblogic	Full Control	
Published Reporting	Folder	weblogic	Full Control	
Sample Reports	Folder	weblogic	Full Control	
Sample Scorecard - Lite	Folder	weblogic	Full Control	
Subject Area Contents	Folder	weblogic	Full Control	
VA Projects	Folder	weblogic	Full Control	
Column Prompt	Dashboard Pro...	weblogic	Full Control	
Condition	Condition	weblogic	Full Control	
Contribution Waterfall	Analysis	weblogic	Full Control	
Custom Group	Analysis	weblogic	Full Control	
Custom Group - Scorecard	Analysis	webloaic	Full Control	

# Chapter 6: Understanding the Systems Management Tools



<input type="checkbox"/>	Name	Type	Cluster	Machine	State	Health	Listen Port
<input type="checkbox"/>	AdminServer(admin)	Configured			RUNNING	OK	9500
<input type="checkbox"/>	bi_server1	Configured	bi_cluster	AMAZONA-artofbi	RUNNING	OK	9502

Showing 1 to 2 of 2 Previous | Next

<input type="checkbox"/>	Name	Cluster Address	Cluster Messaging Mode	Migration Basis	Default Load Algorithm	Replication Type	Cluster Broadcast Channel	Servers
<input type="checkbox"/>	bi_cluster		Unicast	Database	Round Robin	(None)		bi_server1

Showing 1 to 1 of 1 Previous | Next

**Data Sources (Filtered - More Columns Exist)**

Click the **Lock & Edit** button in the Change Center to activate all the buttons on this page.

New ▾ Delete

Showing 1 to 8 of 8 Previous | Next

<input type="checkbox"/>	Name	Type	JNDI Name	Targets	Scope	Domain Partitions
<input type="checkbox"/>	biplatform_datasource	Generic	jdbc/BIPlatformDataSource	bi_cluster	Global	
<input type="checkbox"/>	biteamwork	Generic	jdbc/biteamwork	bi_cluster	Global	
<input type="checkbox"/>	LocalSvcTblDataSource	Generic	jdbc/LocalSvcTblDataSource	AdminServer	Global	
<input type="checkbox"/>	mds-owsm	Generic	jdbc/mds/owsm	AdminServer, bi_cluster	Global	
<input type="checkbox"/>	opss-audit-DBDS	Generic	jdbc/AuditAppendDataSource	AdminServer, bi_cluster	Global	
<input type="checkbox"/>	opss-audit-viewDS	Generic	jdbc/AuditViewDataSource	AdminServer, bi_cluster	Global	
<input type="checkbox"/>	opss-data-source	Generic	jdbc/OpssDataSource	AdminServer, bi_cluster	Global	
<input type="checkbox"/>	wlsservices_datasource	Generic	jdbc/WLSServicesDataSource	bi_cluster	Global	

New ▾ Delete

Showing 1 to 8 of 8 Previous | Next

**Test Data Source (Filtered - More Columns Exist)**

Test Data Source

Showing 1 to 1 of 1 Previous | Next

<input type="checkbox"/>	Server	State
<input type="radio"/>	bi_server1	Running

Test Data Source

Showing 1 to 1 of 1 Previous | Next

**Users (Filtered - More Columns Exist)**

New ▾ Delete

Showing 1 to 42 of 42 Previous | Next

<input type="checkbox"/>	Name	Description	Provider
<input type="checkbox"/>	LCMUser	This is the default service account for WebLogic Server Lifecycle Manager configuration updates.	DefaultAuthenticator
<input type="checkbox"/>	OracleSystemUser	Oracle application software system user.	DefaultAuthenticator
<input type="checkbox"/>	weblogic	This user is the default administrator.	DefaultAuthenticator

<input type="checkbox"/>	Name	Description	Version
<input type="checkbox"/>	Trust Service Identity Asserter	Trust Service Identity Assertion Provider	1.0
<input type="checkbox"/>	DefaultAuthenticator	WebLogic Authentication Provider	1.0
<input type="checkbox"/>	DefaultIdentityAsserter	WebLogic Identity Assertion provider	1.0

```
Administrator: Command Prompt
C:\Oracle\OBIEE12cHome\oracle_common\common\bin>wlst.cmd_
```

```
Administrator: Command Prompt - wlst.cmd
C:\Oracle\OBIEE12cHome\oracle_common\common\bin>wlst.cmd
Initializing WebLogic Scripting Tool (WLST) ...
Welcome to WebLogic Server Administration Scripting Shell
Type help() for help on available commands
wls:/offline> connect('weblogic', 'Admin123', 'localhost:9500')
Connecting to t3://localhost:9500 with userid weblogic ...
Successfully connected to Admin Server "AdminServer" that be
Warning: An insecure protocol was used to connect to the ser
To ensure on-the-wire security, the SSL port or Admin port s
wls:/bi/serverConfig/>
```

<input type="checkbox"/>	obi12cbook	OBI 12c Book User
<input type="checkbox"/>	OracleSystemUser	Oracle application software system user.

LOGIN TO


# ORACLE ENTERPRISE MANAGER FUSION MIDDLEWARE CONTROL 12c





Domain Domain\_bi





\* User Name weblogic

\* Password .....

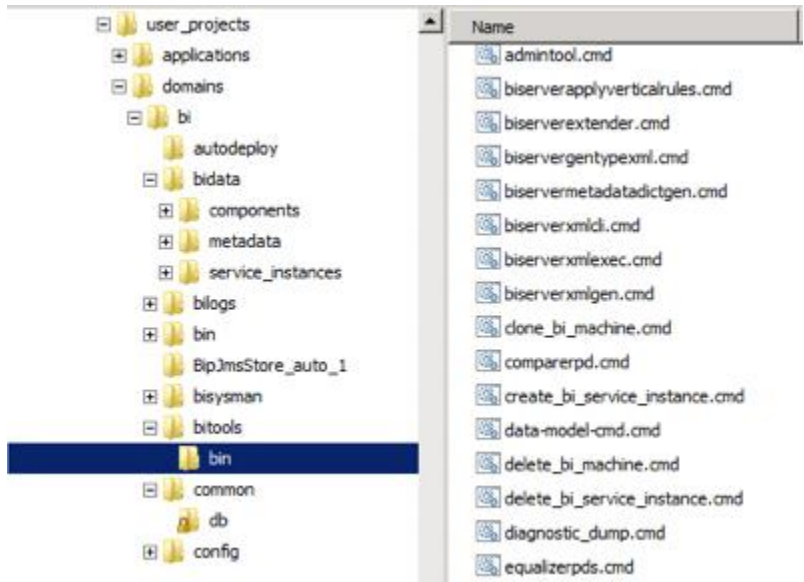
Login



 **biinstance**   

 Business Intelligence Instance   | Jan 10, 2017 2:52:43 PM UTC 

**Overview** Availability Configuration Diagnostics Security



WebLogic Domain > /Domain\_bi/bi > Log Messages

## Log Messages

Search

View Show Messages

Time	Message Type	Message ID
Jan 12, 2017 4:13:14 AM UTI	Warning	
Jan 12, 2017 4:09:57 AM UTI	Warning	
Jan 12, 2017 4:09:40 AM UTI	Warning	
Jan 12, 2017 4:09:30 AM UTI	Warning	
Jan 12, 2017 4:08:20 AM UTI	Warning	
Jan 12, 2017 4:09:42 AM UTI	Warning	
Jan 12, 2017 3:47:42 AM UTI	Warning	

### Search

Selected Targets (39)

Date Range: Most Recent | 1 Days

\* Message Types:  Incident Error  Error  Warning  Notification

\* Search:  Selected Fields  All Fields

\* Match:  All  Any

Message: contains

getClientId should not be called while the view is being constructed. Component ID: j\_id8

getClientId should not be called while the view is being constructed. Component ID: j\_id8

Customize this table

**Filter**

Filter by Column: Name v      Criteria:

Filter by Provider: All Providers v

**View**

**Column Display:**

**Available:**

Groups

>  
>>  
<  
<<

**Chosen:**

Name  
 Description  
 Provider

⌵
⌴
⌶
⌷

Number of rows displayed per page: 10 v

10  
10  
 25  
 100

Apply Reset

Maximum Results Returned: All v

Items (Filtered - More Columns Visible) 100

Create Application Role Like : BIConsumer

OK Cancel

Role (or Enterprise Role) is the group of users designed at the enterprise level and typically used to assign a privilege or permission. A role can also contain other roles as members.

General

Application Stripe: obi

\* Role Name: AdvWorksConsumer

Display Name: BI Consumer

Description: Users granted this role can consume content but are restricted in what they can create.

Members

An application role may need to be mapped to users or groups defined in enterprise LDAP server, or the role can be mapped to other application roles.

View + Add x Delete... [ ] Detach

Name	Display Name	Type
BIContentAuthor	BI Content Author	Application Role
authenticated-role	Authenticated Role	Authenticated Role
Store Manager		Group
Sales Team		Group

Role Name	Display Name	Description
BIServiceAdministrator	BI Service Administrator	This role confers privileges required to administer the sample a...
BIContentAuthor	BI Content Author	Users with this role can create most types of content.
BIConsumer	BI Consumer	Users granted this role can consume content but are restricted ...
AdvWorksConsumer	BI Consumer	Users granted this role can consume content but are restricted ...
AdvWorksSalesTeam	AdvWorks SalesTeam	Sales team application role based on BIConsumer role. Remov...
AdvWorksTechnician	AdvWorks Technician	Users granted this role can consume content but are restricted ...

## Security Provider Configuration ?

Use this page to configure the security providers for credentials, keys and authorization services.

### ▲ Security Store Provider

#### ▲ Security Stores

Current policy, keystore and credential store providers are shown below. To migrate the current policy, keystore and credential providers use the Change Store Type button.

**Store Type** Oracle Database **Change Store Type**

**Location** [jdbc/OpssDataSource]

**Security Stores** [Policy Store, Credential Store, Audit Store, Keystore]

**Driver Class Name** oracle.jdbc.OracleDriver

**Database URL** jdbc:oracle:thin:@//localhost:1521/PDBORCL

**Root DN** cn=opssRoot

**Domain Name** cn=opssSecurityStore

\* **Export Directory on Server:**

**Overwrite**



Name	Type	Size
DefaultAuthenticator.dat	DAT File	9 KB
DefaultCredentialMapper.dat	DAT File	1 KB
exportIndex.dat	DAT File	1 KB
XACMLAuthorizer.dat	DAT File	116 KB
XACMLRoleMapper.dat	DAT File	170 KB

## Performance Monitor

This page shows diagnostic performance metric information.

Finished

### Oracle BI PS File Accesses

This category provides information related to usage of file accesses within Oracle BI Presentation Services.

#### Counter Name Instance Type Value Comments

Current Open Files	---	Counter	2	The current number of open files.
Peak Open File	---	Counter	30	The peak number of open files.
Total Files	---	Counter	6356	The total number of files that have been opened.

### Oracle BI PS Caches

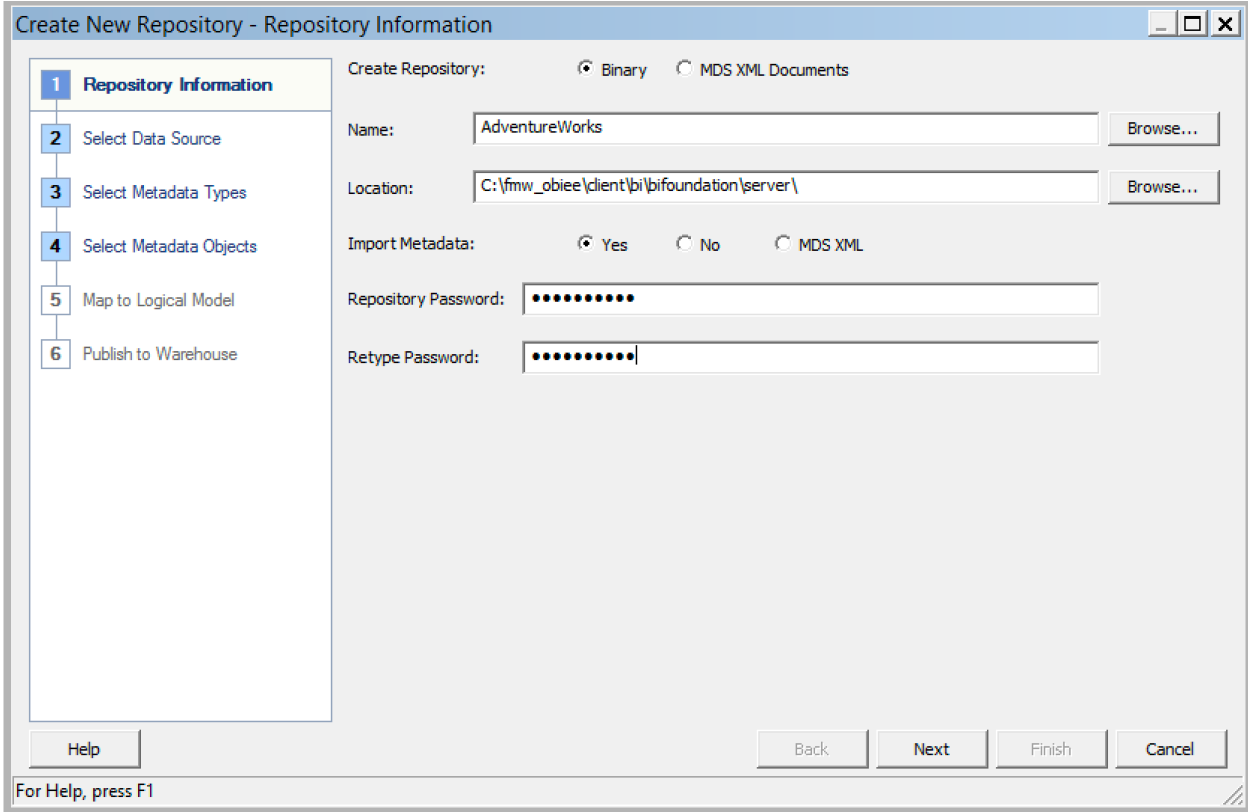
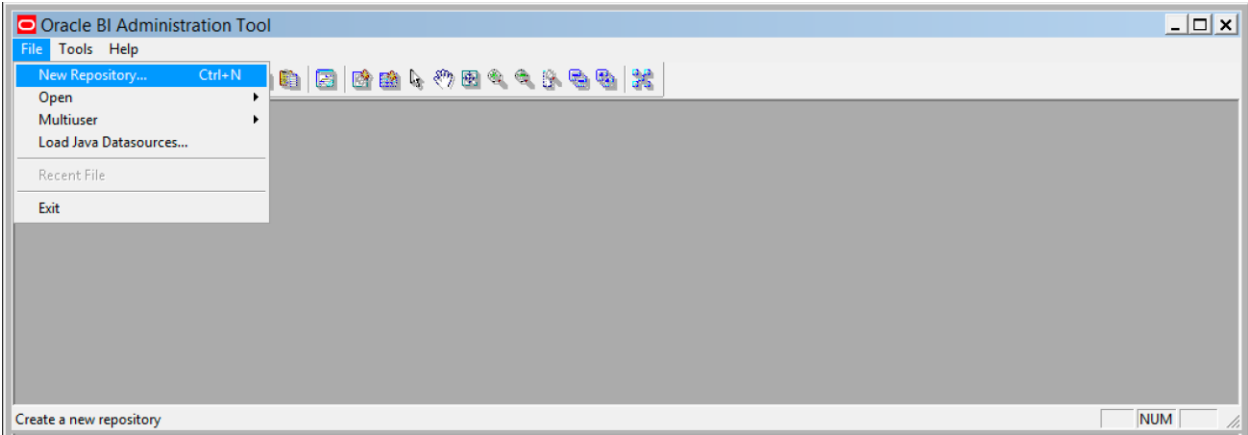
This category provides information about caches within Oracle BI Presentation Services.

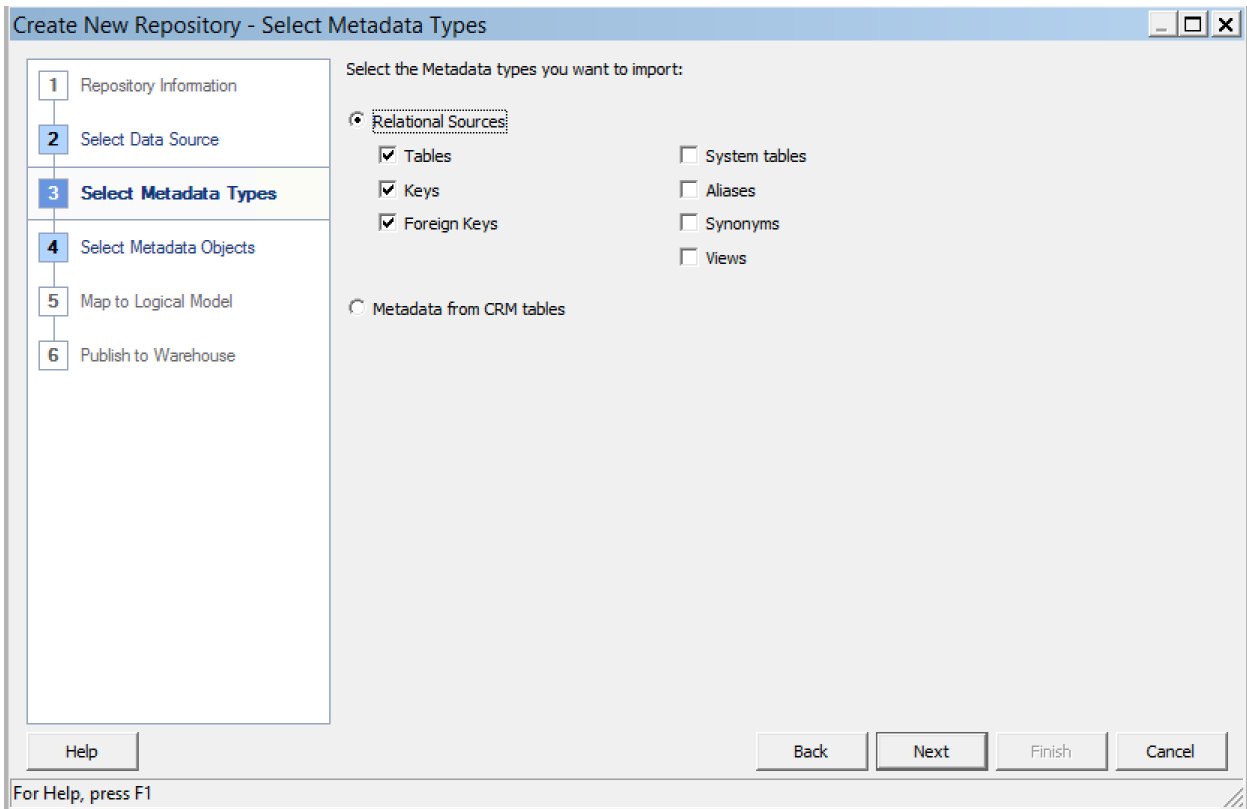
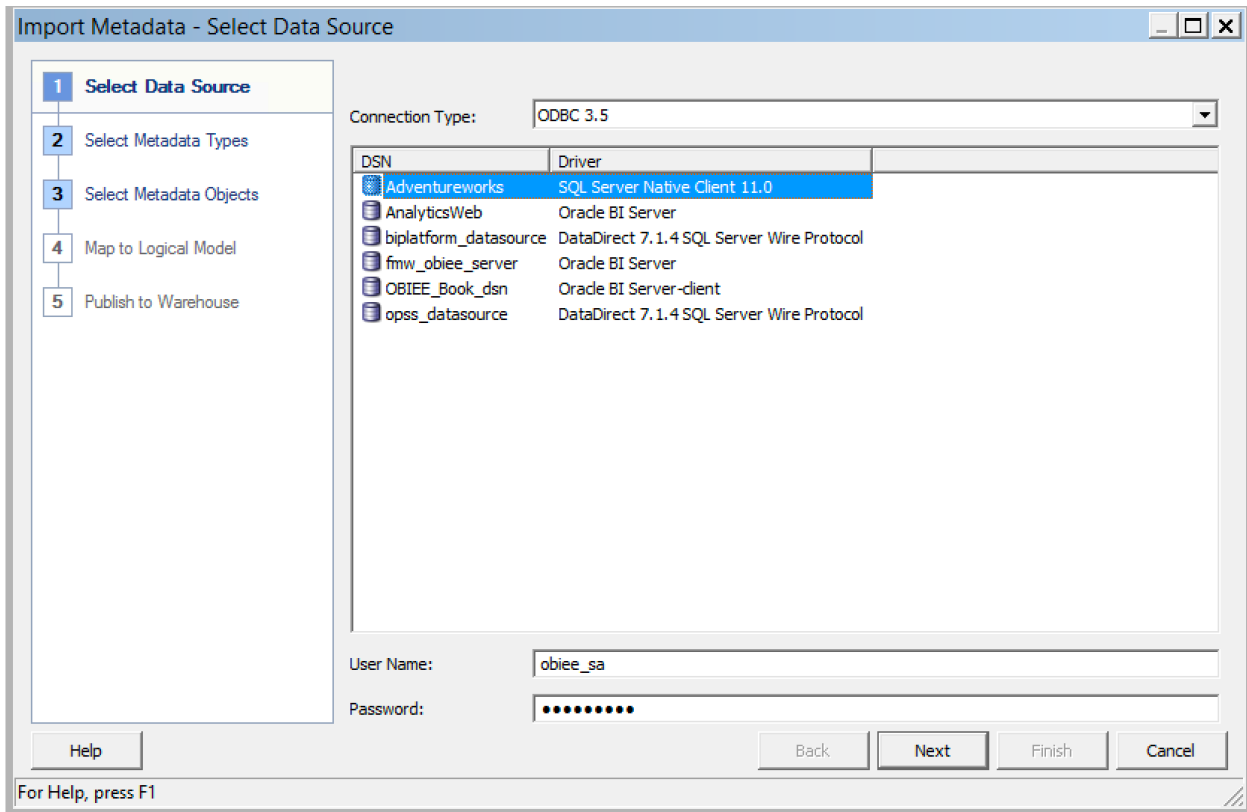
#### Counter Name Instance Type Value Comments

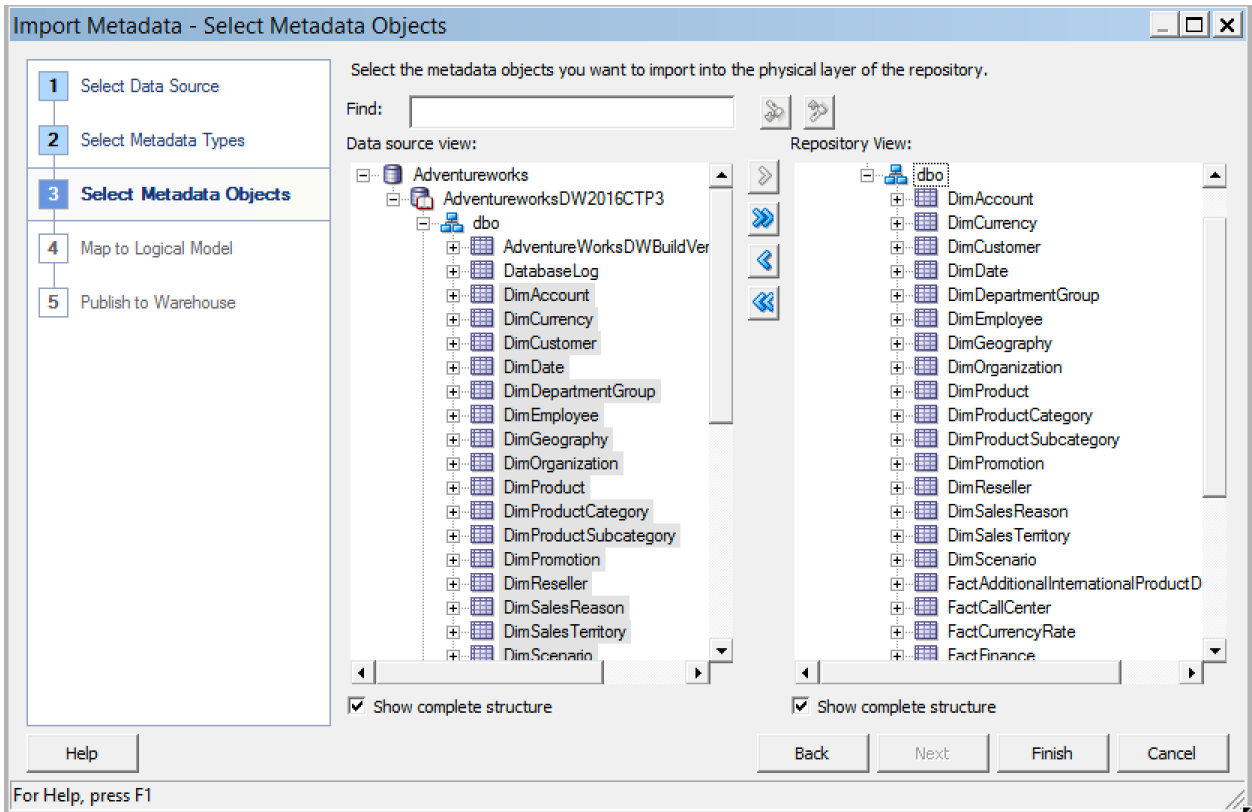
Cleanups	Alerts	Counter	0	The number of cleanup passes that have finished.
Current Entries	Alerts	Counter	0	The current number of entries in this cache.
Peak Entries	Alerts	Counter	0	The peak number of entries in this cache.
Cache Hits	Alerts	Counter	0	The number of requests satisfied by the cache.
Last Access Stdev*100	Alerts	Counter	0	The last computed standard deviation of bucket accesses within this cache (** multiplied by 100 **).
Last Max Bucket Size	Alerts	Counter	0	The last computed maximum bucket size within the cache.
Last Stdev*100	Alerts	Counter	0	The last computed standard deviation of bucket sizes within this cache (** multiplied by 100 **).
Cache Misses	Alerts	Counter	0	The number of requests not satisfied by the cache.
Cache Size	Alerts	Counter	0	The number of entries in the cache, but the number of entries that are currently in use.

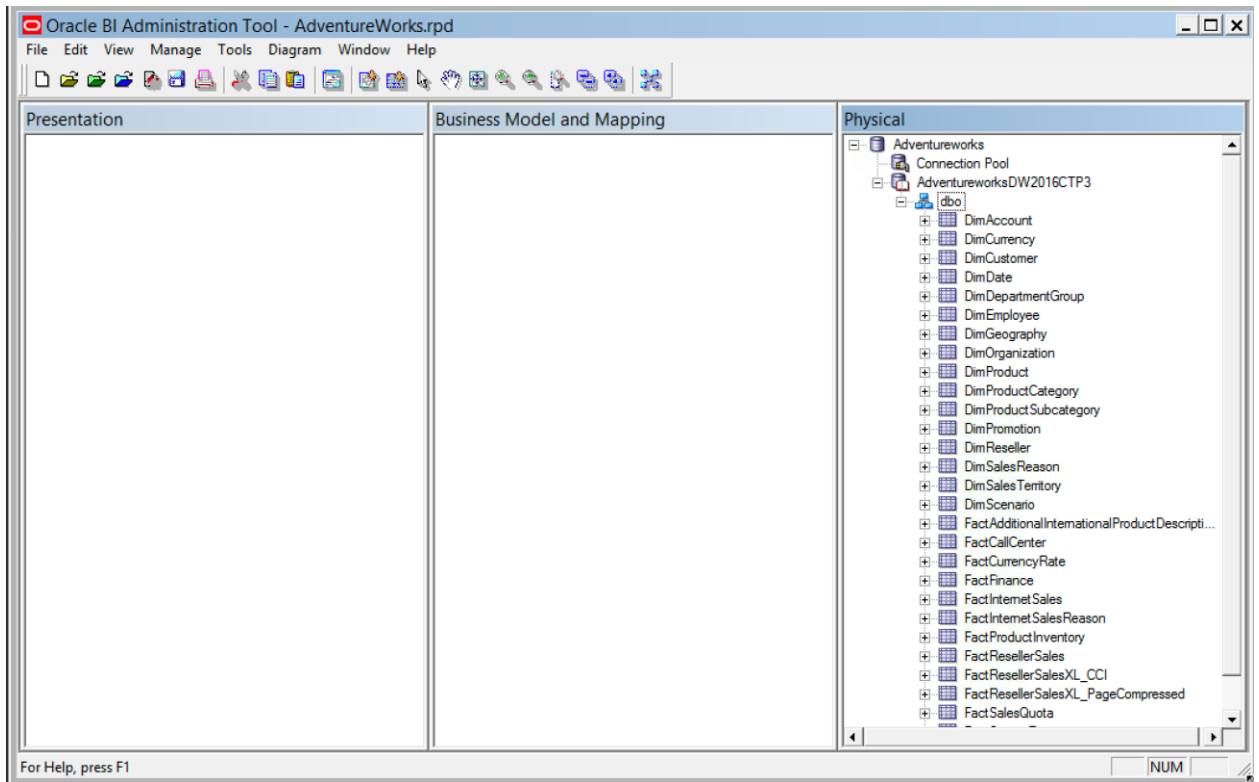
ENTRYID	RDN	PARENTDN
13081	cn=advworkstechnician	cn=opssroot,cn=jpscontext,cn=opsssecuritystore,cn=obi,cn=roles,

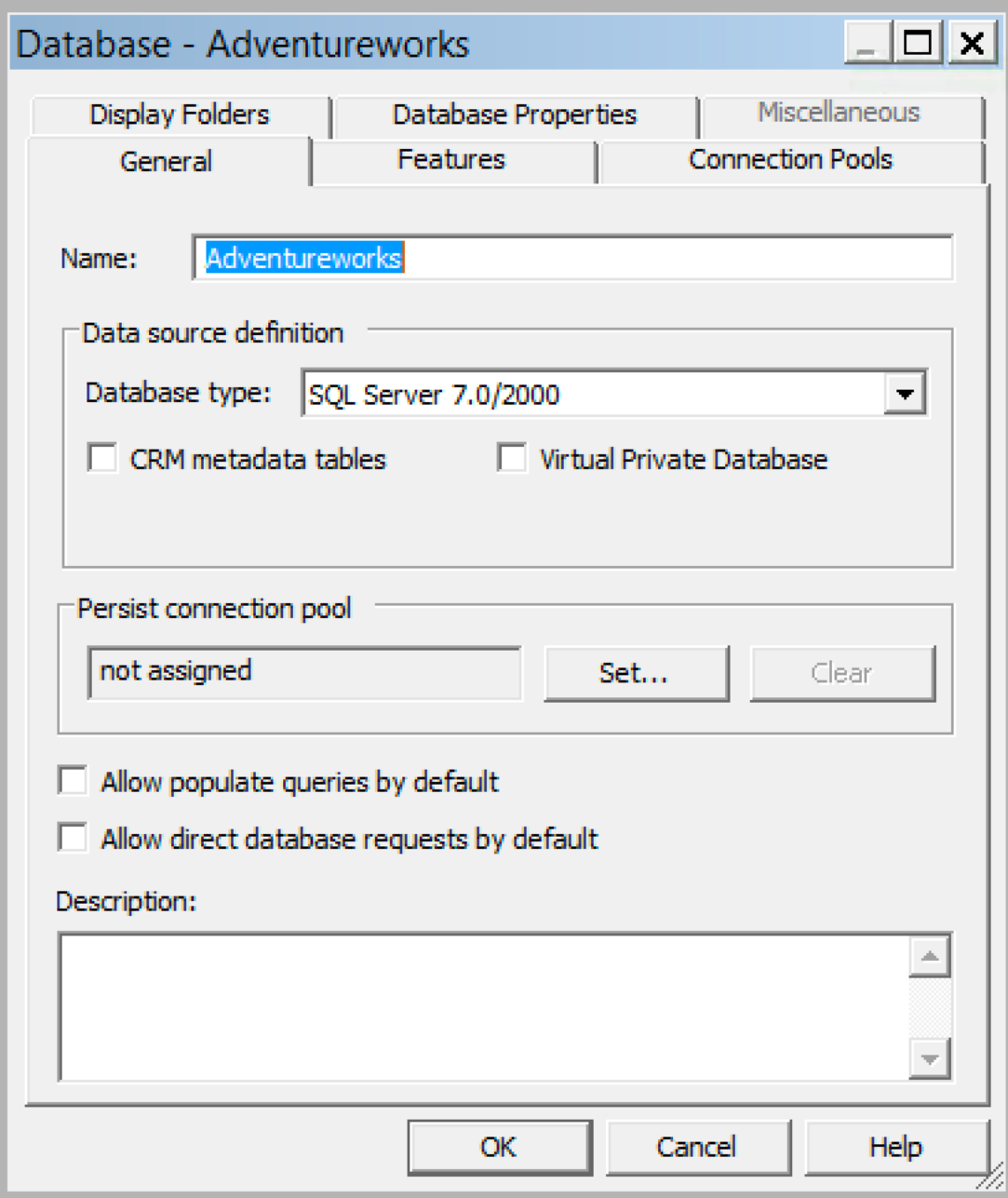
# Chapter 7: Developing the BI Server Repository

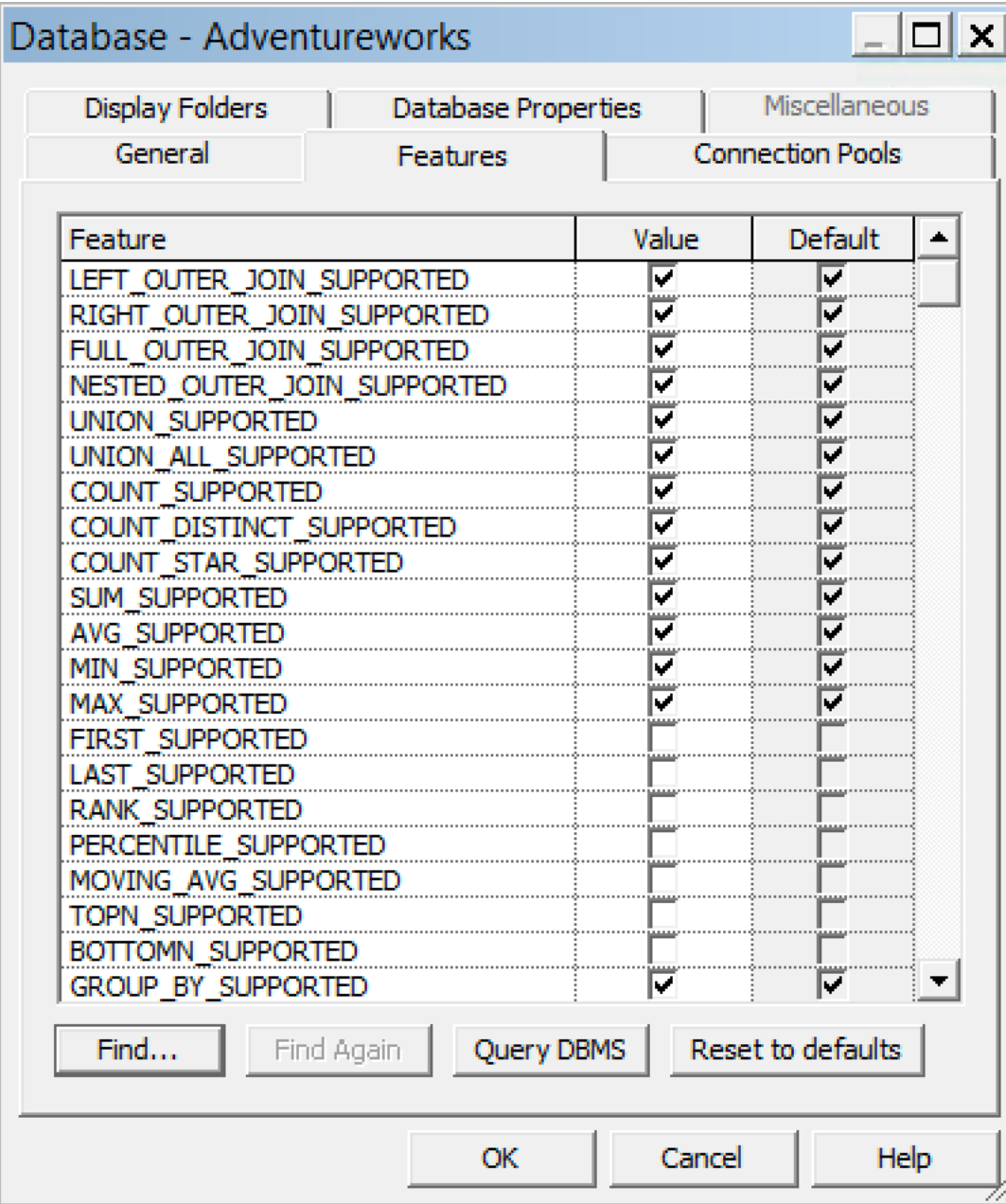












# Connection Pool - Connection Pool



General | Connection Scripts | XML | Write Back | Miscellaneous

Name:

Call interface:

Maximum connections:

Require fully qualified table names

Data source name:

Shared logon

User name:

Password:

Enable connection pooling

Timeout:  (minutes)

Use multithreaded connections

Parameters supported

Isolation level:

Description:



Connection Pool - Connection Pool

General | **Connection Scripts** | XML | Write Back | Miscellaneous

Execute on connect

Enabled	Script		

↑ New...  
↑  
↓  
↓

Execute before query

Enabled	Script		

↑ New...  
↑  
↓  
↓

Execute after query

Enabled	Script		

↑ New...  
↑  
↓  
↓

Execute on disconnect

Enabled	Script		

↑ New...  
↑  
↓  
↓

OK Cancel Help

Physical Table - DimAccount



General | Columns | Keys | Foreign Keys | Properties

Name:

Table Type:  ▼

Use Dynamic Name

Cacheable

Cache never expires

Cache persistence time

▼

Description:

For Help, press F1

# Physical Table - DimAccount

General Columns Keys Foreign Keys Properties



Name	Type	Length	Nullable
AccountCodeAlternateKey	INT		true
AccountDescription	VARCHAR	50	true
AccountKey	INT		false
AccountType	VARCHAR	50	true
CustomMemberOptions	VARCHAR	200	true
CustomMembers	VARCHAR	300	true
Operator	VARCHAR	50	true
ParentAccountCodeAlternateKey	INT		true
ParentAccountKey	INT		true
ValueType	VARCHAR	50	true



OK

Cancel

Help

For Help, press F1

Physical Table - DimAccount



General | Columns | **Keys** | Foreign Keys | Properties



Key Name	Columns	Description
PK_DimAccount	AccountKey	

OK Cancel Help

For Help, press F1

Physical Table - DimAccount



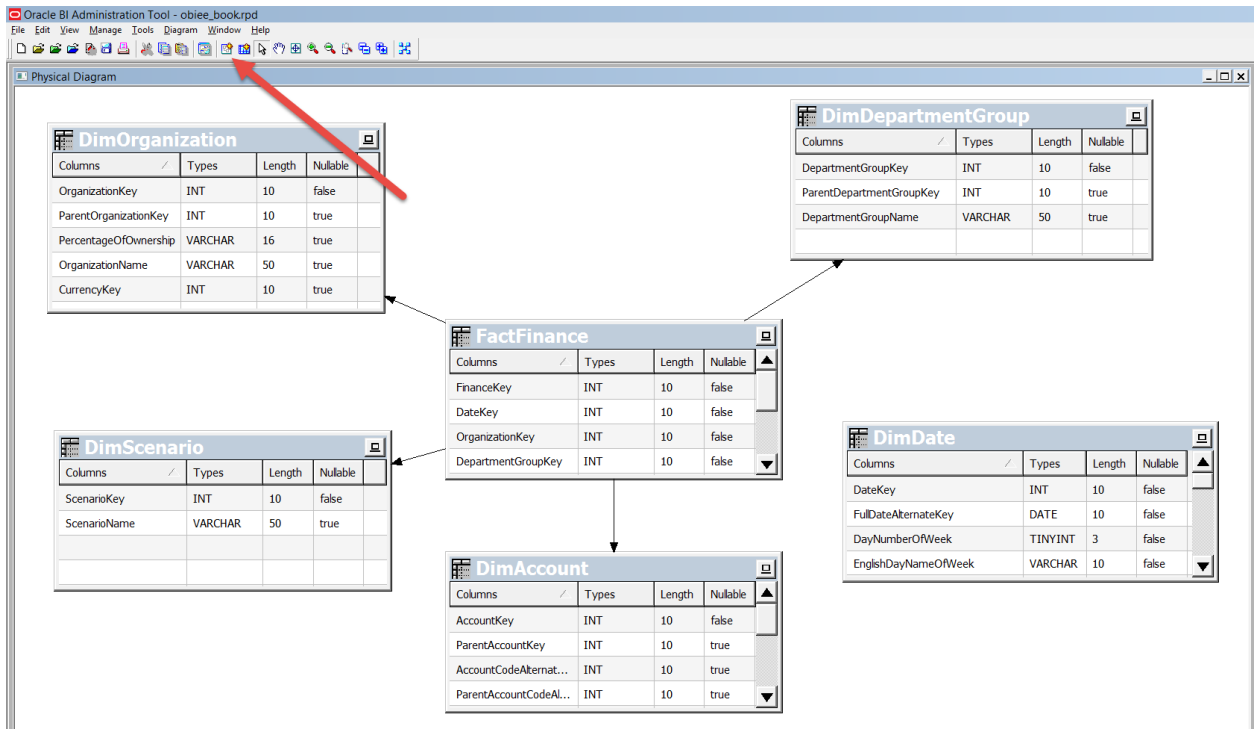
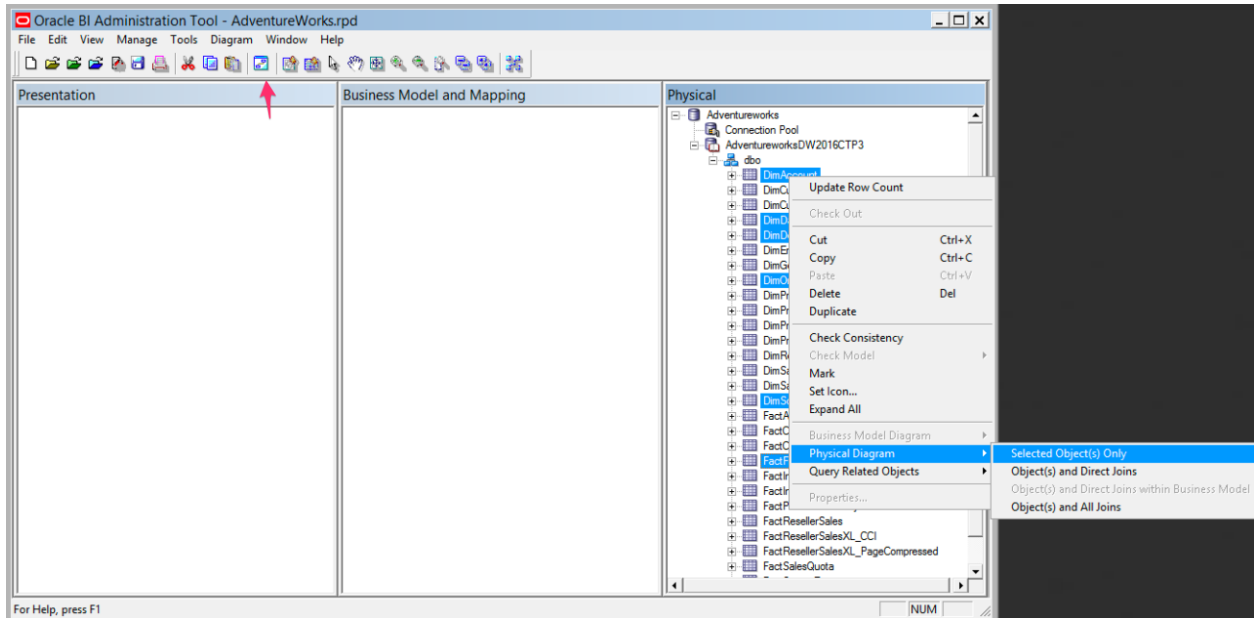
General | Columns | Keys | Foreign Keys | Properties



Name	Table	Table Key

OK Cancel Help

For Help, press F1



Physical Foreign Key - FactFinance\_Foreign Key

Name: FactFinance\_Foreign Key

Table: DimDate

Column:

Name	Type	Length
DateKey	INT	
FullDateAlternateKey	DATE	
DayNumberOfWeek	TINYINT	
EnglishDayNameOfWeek	VARCHAR	10

Operator: =

Table: FactFinance

Column:

Name	Type	Length
FinanceKey	INT	
DateKey	INT	
OrganizationKey	INT	
DepartmentGroupKey	INT	

Driving table: None Type: Inner

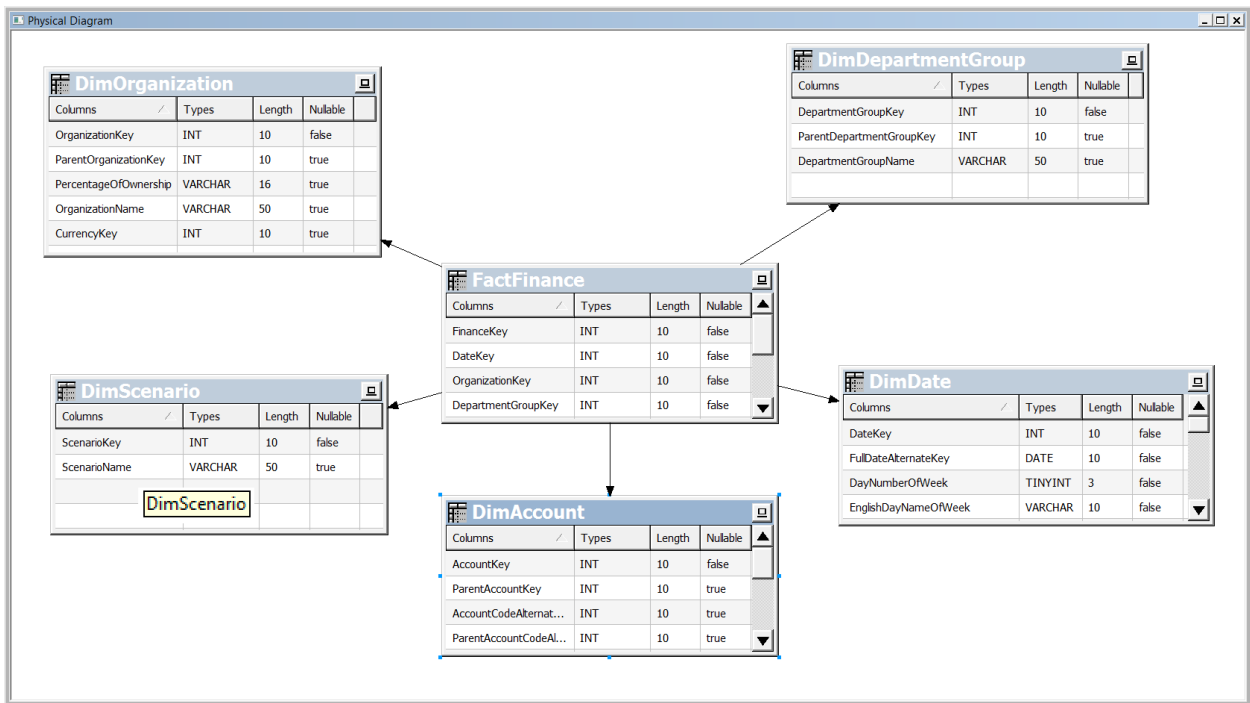
Cardinality:  N  0,1  1  Unknown

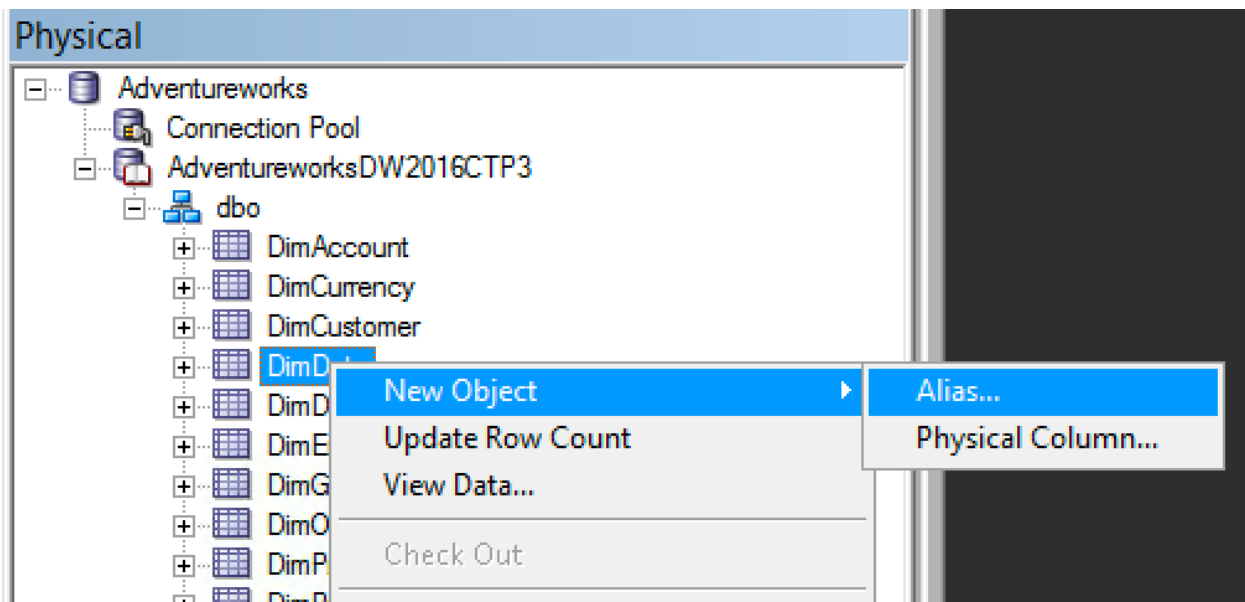
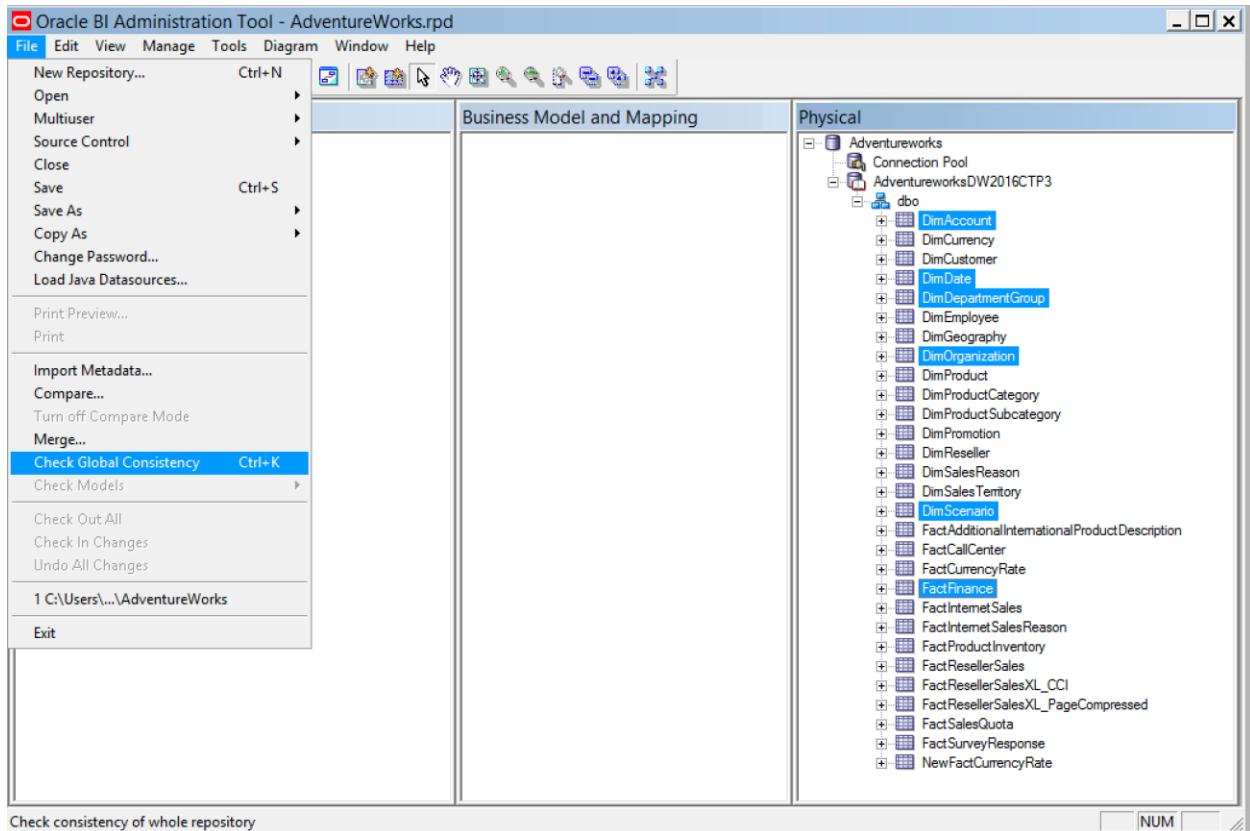
Hint:

Expression:

```
"Adventureworks", "AdventureworksDW2016CTP3", "dbo", "DimDate", "DateKey" =
"Adventureworks", "AdventureworksDW2016CTP3", "dbo", "FactFinance", "DateKey"
```

OK Cancel Help







Business Model and Mapping | Physical

Adventureworks  
Connection Pool  
AdventureworksDW2016CTP3  
dbo  
DimAccount  
DimCurrency  
DimCustomer  
DimDate  
DimDepartmentGroup  
DimEmployee  
DimFinancialDate  
DimGeography  
DimOrganization  
DimProduct  
DimProductCategory  
DimProductSubcategory  
DimPromotion  
DimReseller  
DimSalesReason  
DimSalesTerritory  
DimScenario  
FactAdditionalInternationalProductDescription  
FactCallCenter  
FactCurrencyRate  
FactFinance  
FactInternetSales  
FactInternetSalesReason  
FactProductInventory  
FactResellerSales  
FactResellerSalesXL\_CCI  
FactResellerSalesXL\_PageCompressed  
FactSalesQuota  
FactSurveyResponse  
NewFactCurrencyRate

**Physical Table - DimFinancialDate**

General | Columns | Keys | Foreign Keys | Properties

Name: DimFinancialDate

Source Table: DimDate [Select...]  
 Use Dynamic Name  
[Browse...]

Override Source Table Caching Properties  
 Cacheable  
Cache never expires  
Cache persistence time: [ ] [ ]

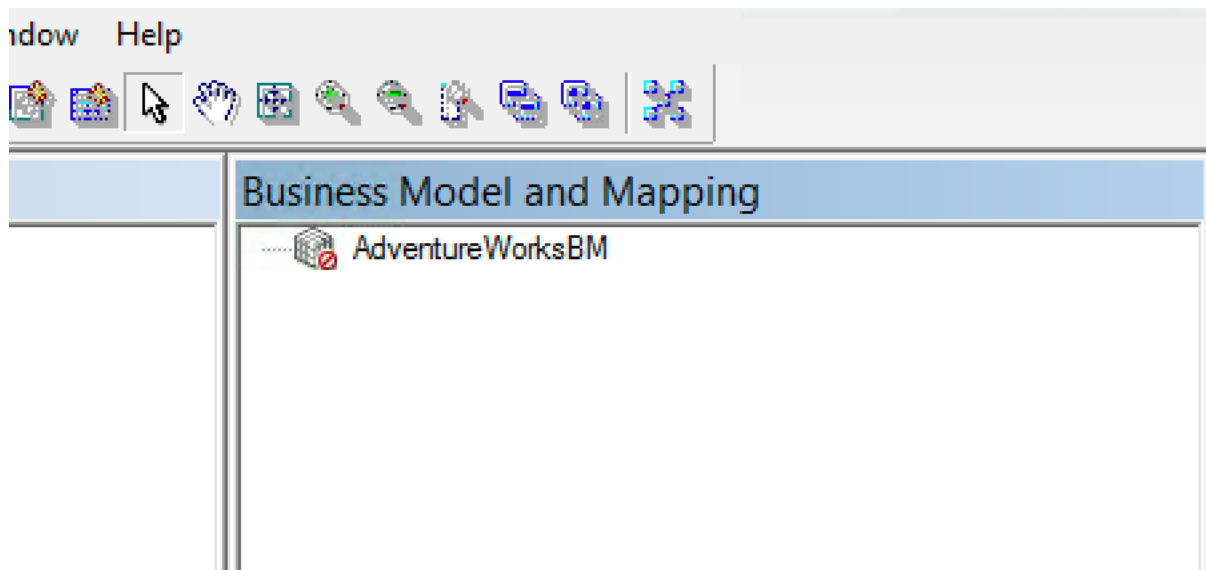
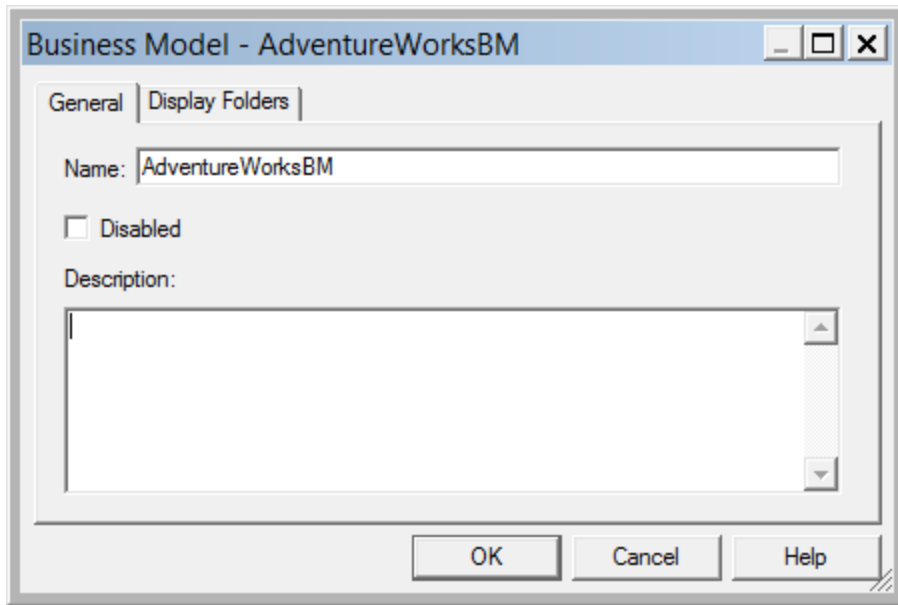
Description: [ ]

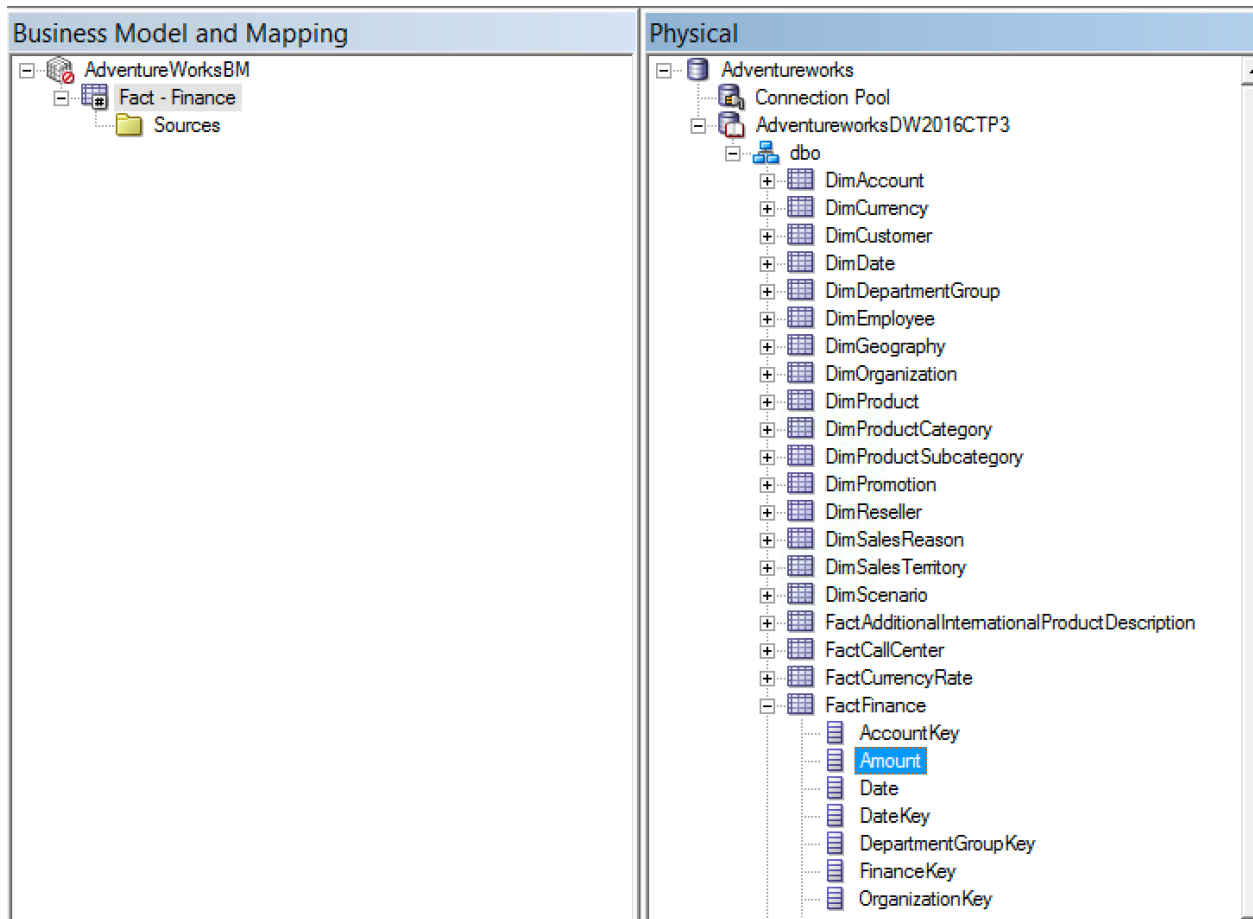
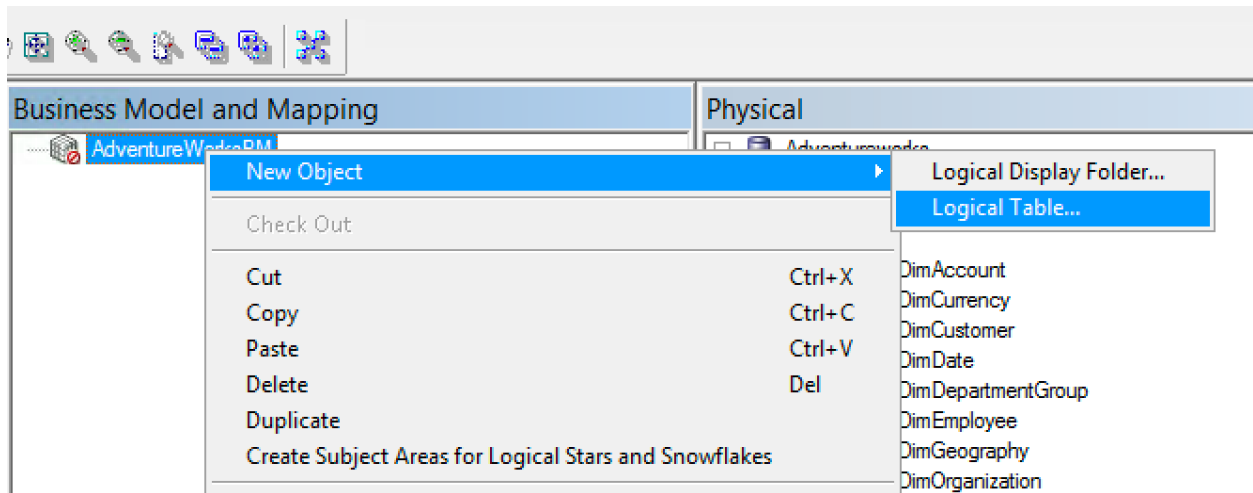
OK Cancel Help

For Help, press F1

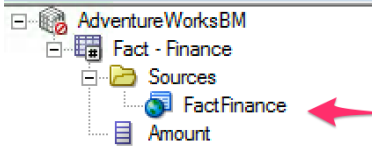
**Physical**

Adventureworks  
Connection Pool  
AdventureworksDW2016CTP3  
dbo  
DimAccount  
DimCurrency  
DimCustomer  
DimDate  
DimDepartmentGroup  
DimEmployee  
DimFinancialDate

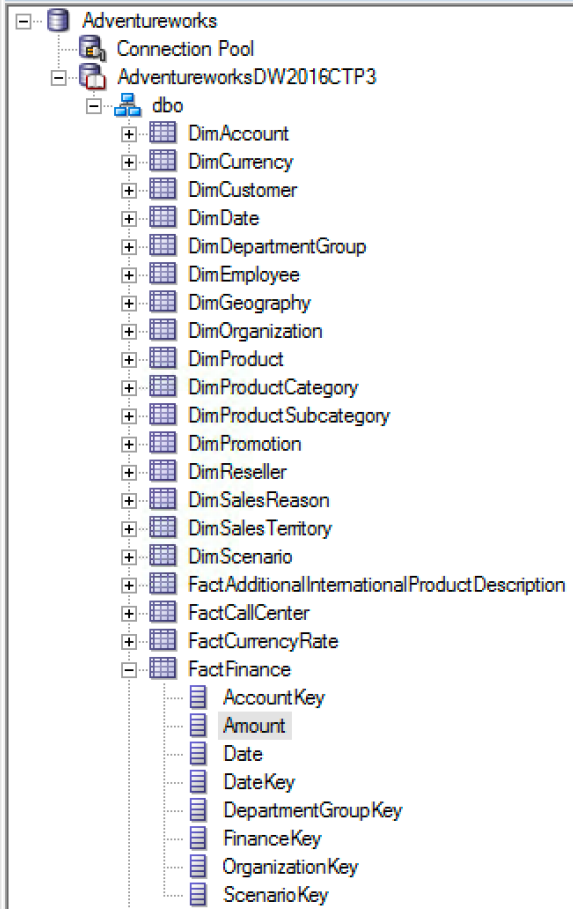




## Business Model and Mapping



## Physical



Logical Column - Revenue

General | Column Source | Aggregation | Levels

Name: Revenue (UNKNOWN)

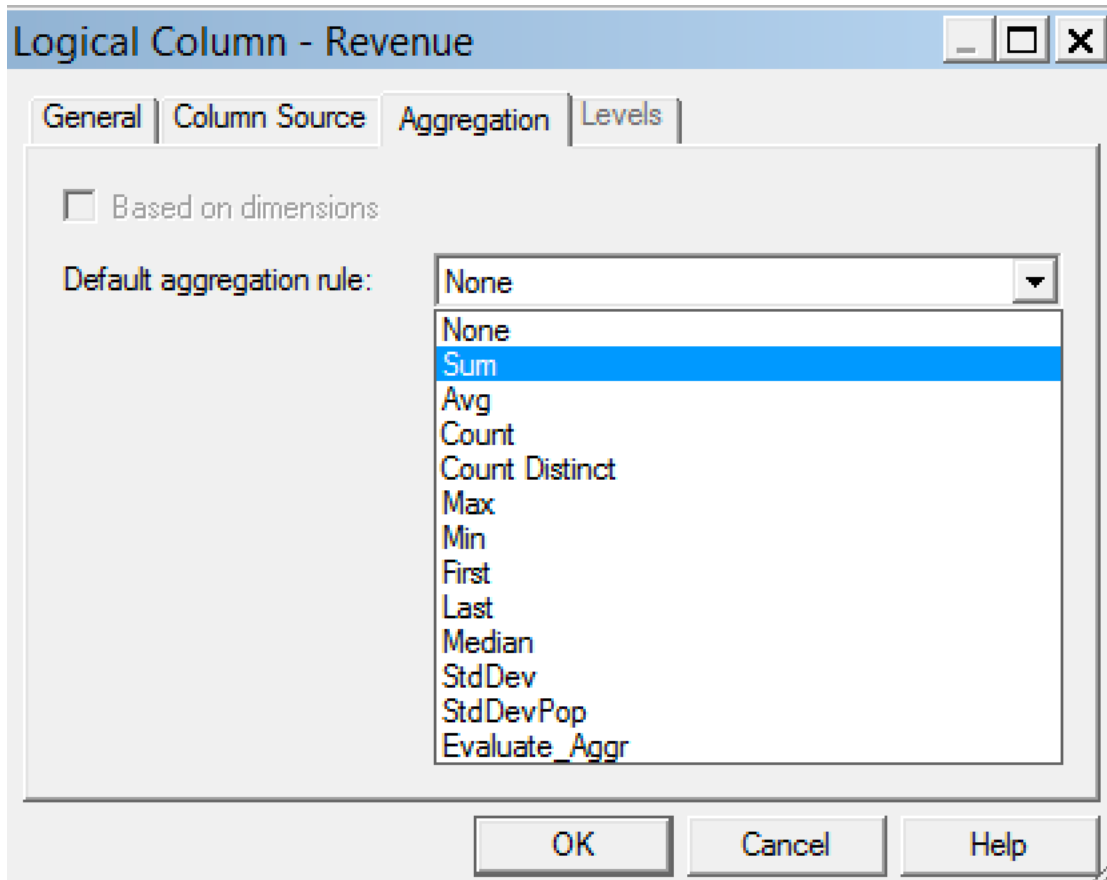
Belongs to Table: "AdventureWorksBM"."Fact - Finance"  Writeable

Sort order column:  
None Set... Clear

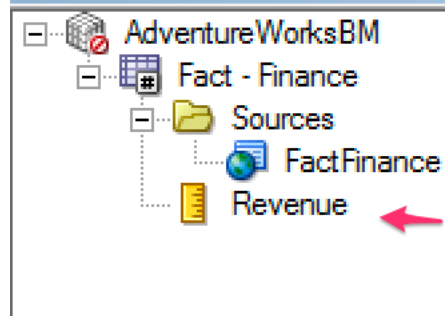
Descriptor ID column:  
None Set... Clear

Description:

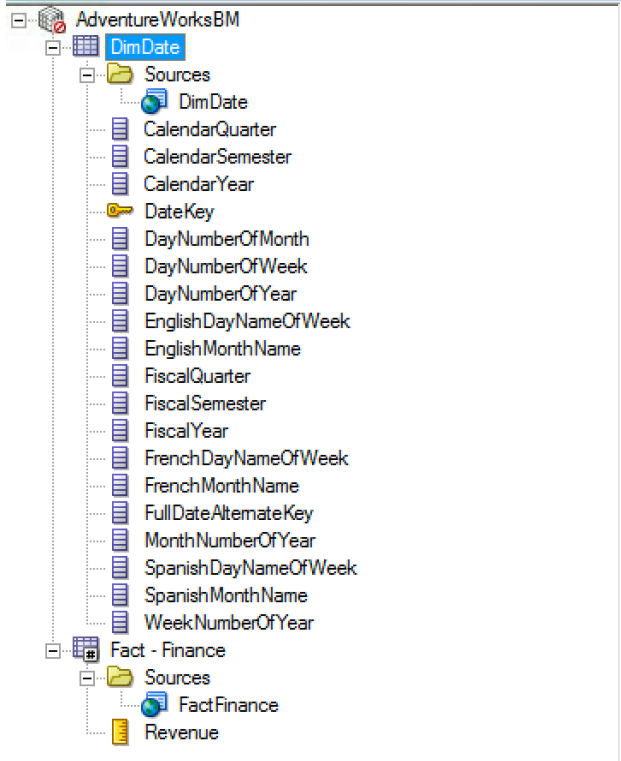
OK Cancel Help



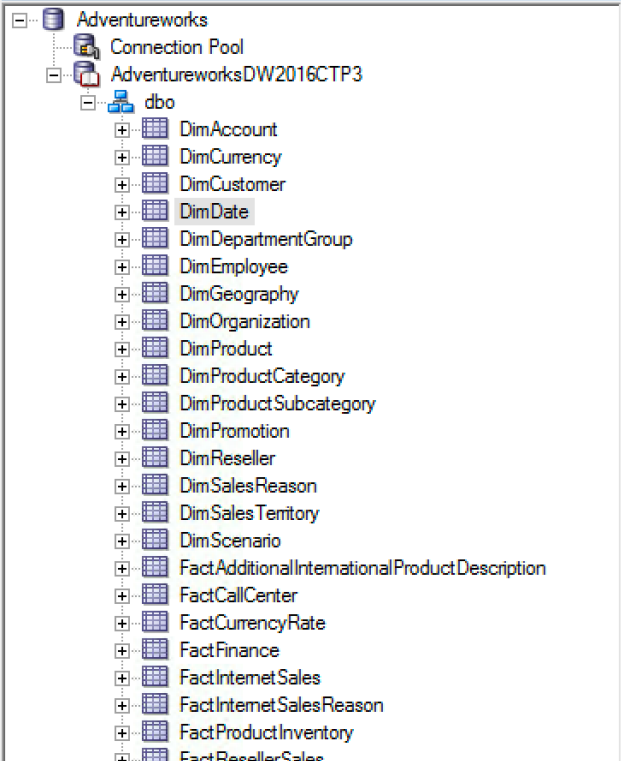
## Business Model and Mapping



### Business Model and Mapping



### Physical



The screenshot shows the Oracle BI Administration Tool interface. The 'Business Model and Mapping' pane is active, showing the AdventureWorksBM tree. A context menu is open over the 'DimDate' folder, with options: Check Out, Cut (Ctrl+X), Copy (Ctrl+C), Paste (Ctrl+V), Delete (Del), Duplicate, Check Consistency, Check Model, Mark, Set Icon..., Expand All, Business Model Diagram (highlighted), Physical Diagram, Query Related Objects, Rename Wizard..., and Properties... The 'Business Model Diagram' sub-menu is open, showing: Whole Diagram, Selected Tables Only, Selected Tables and Direct Joins (highlighted), and Selected Fact Tables and Dimensions. The 'Physical' pane shows the Adventureworks tree with the same list of tables as above. The 'Presentation' pane is empty. The status bar at the bottom shows 'For Help, press F1' and 'NUM'.

Business Model Diagram - AdventureWorksBM

DimDate	
Columns	Types
CalendarQuarter	UNKNOWN
CalendarSemester	UNKNOWN
CalendarYear	UNKNOWN
DateKey	UNKNOWN

**Logical Join - RelationshipDimDateFact - Finance**

Name: RelationshipDimDateFact - Finance

Business model: AdventureWorksBM

Table: Fact - Finance

Column: Revenue (DOUBLE)

Table: DimDate

Column: DateKey (UNKNOWN), CalendarQuarter (UNKNOWN)

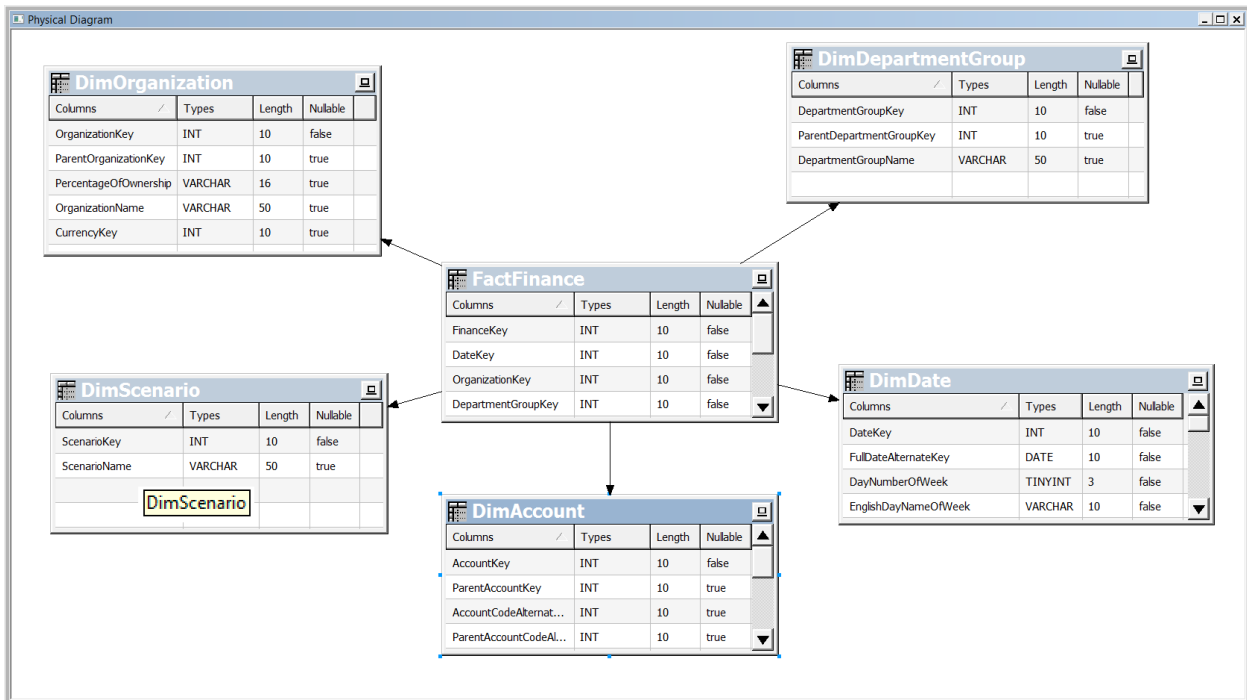
Operator: [ ]

Driving table: None Type: Inner

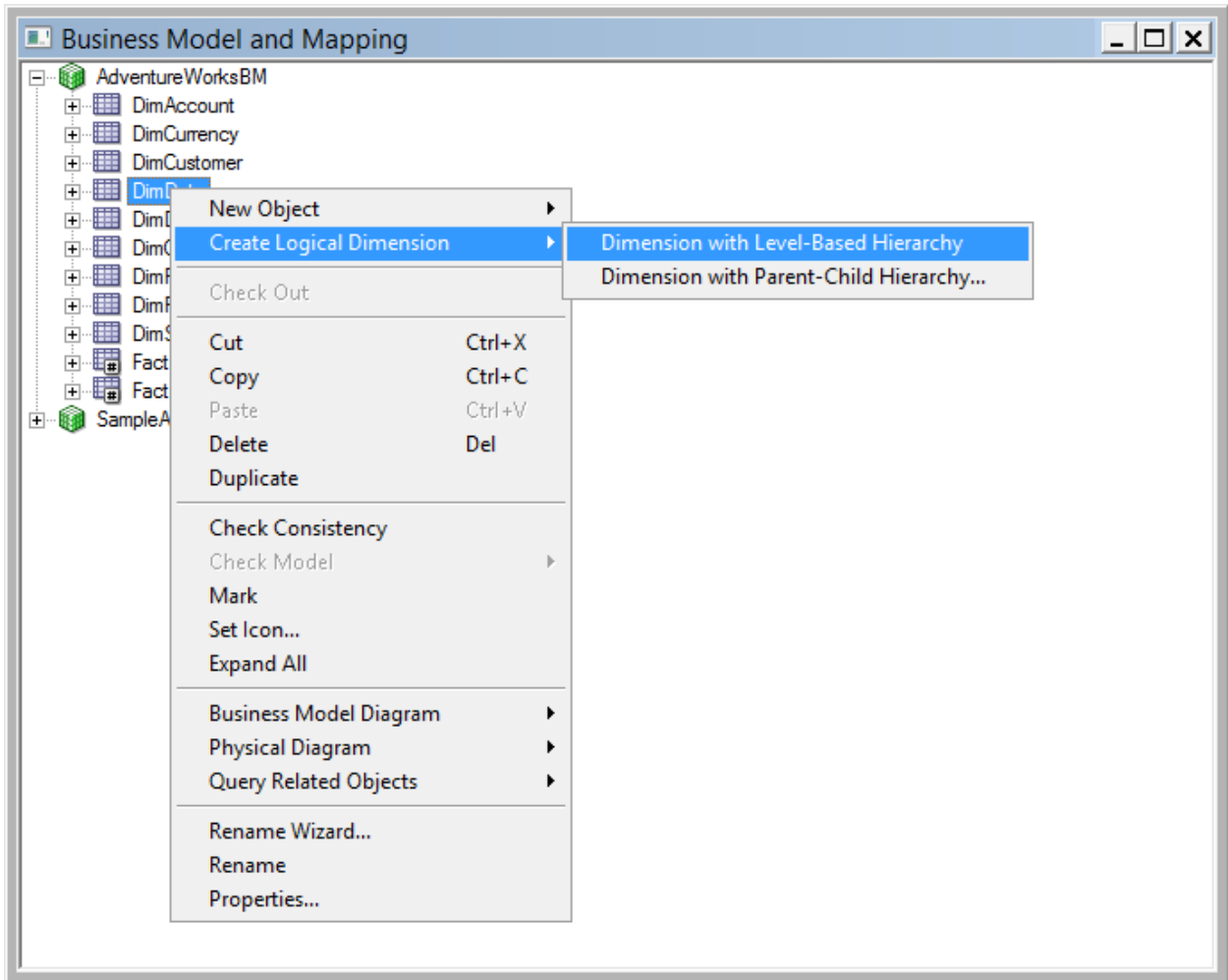
Cardinality: N 0,1 1 1 0,1 N

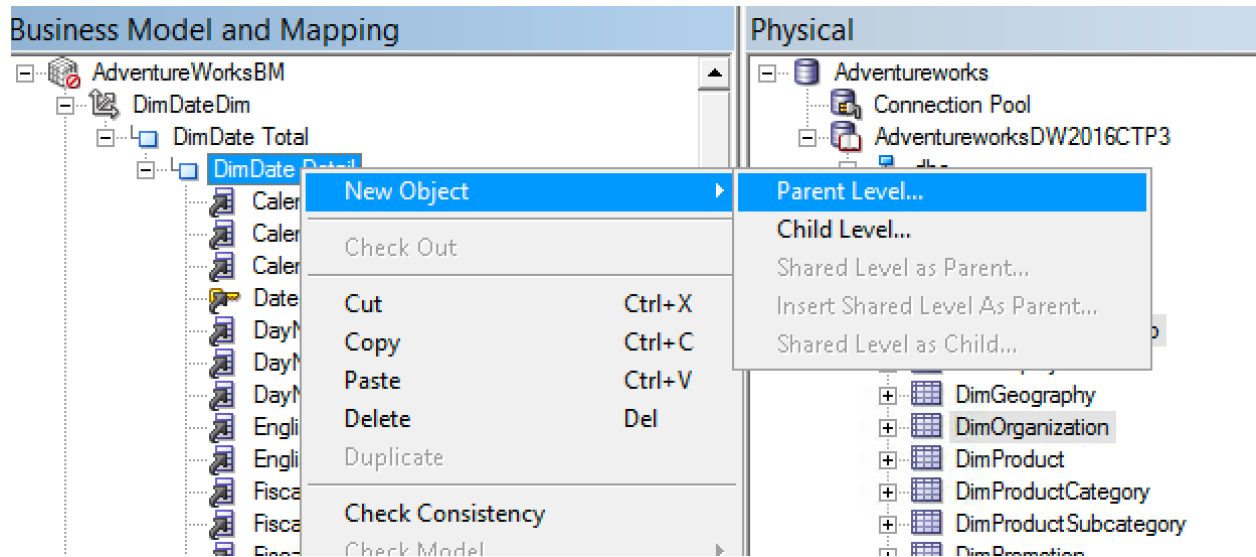
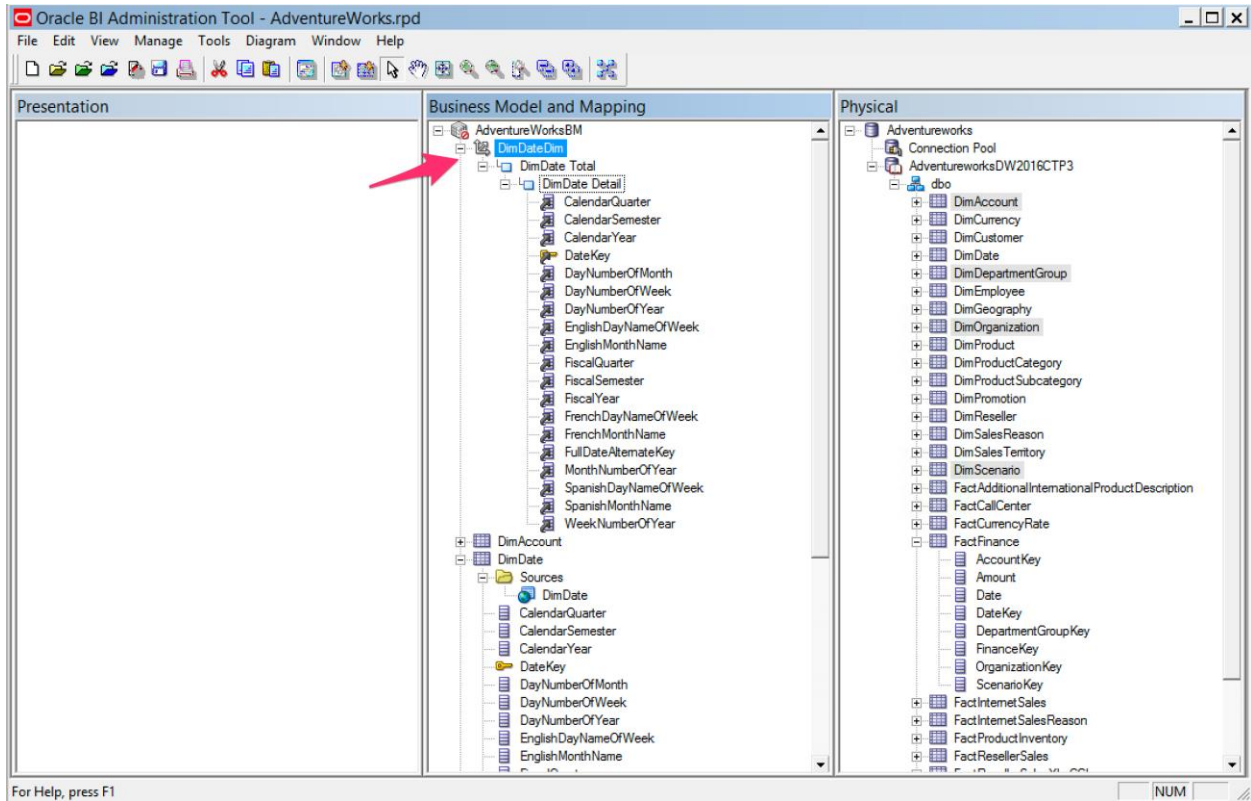
Expression:

Length	Nullable
20	true









Logical Level - Week

General | Keys | Preferred Drill Path

Name:

Number of elements at this level:  (1 for dimension total)

Grand total level

Supports rollup to higher level of aggregation

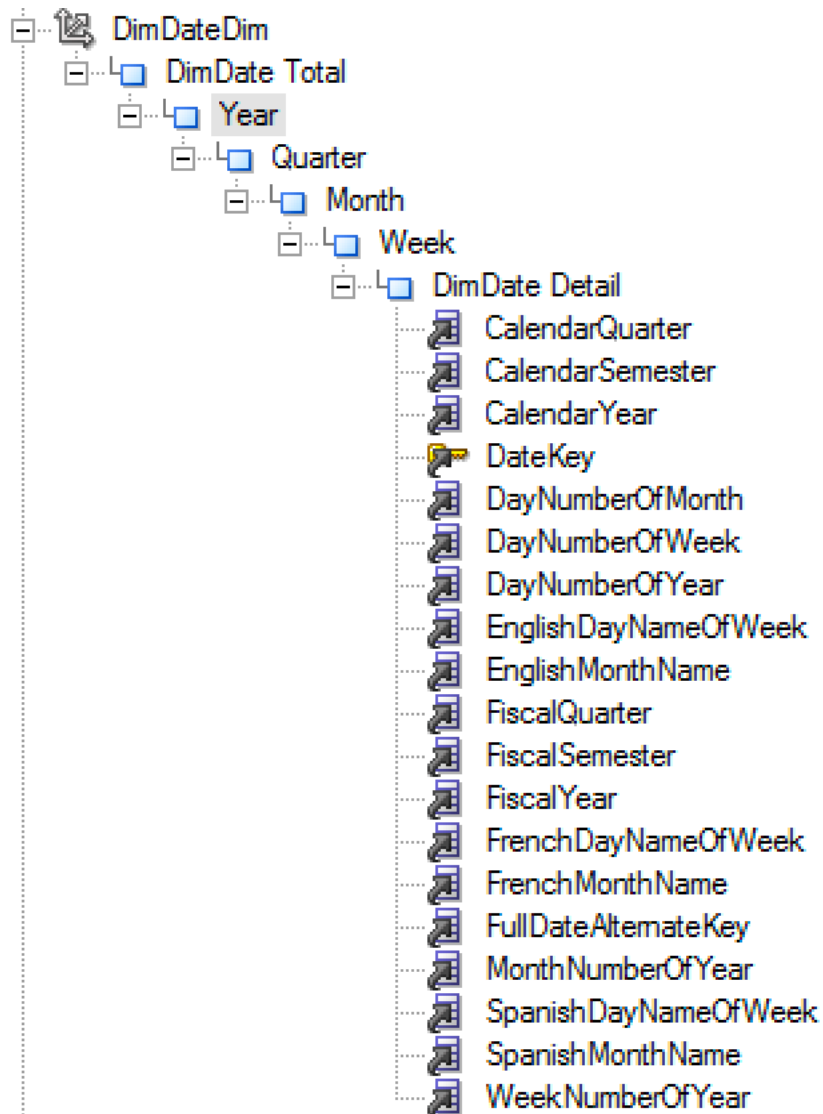
Child levels: + X

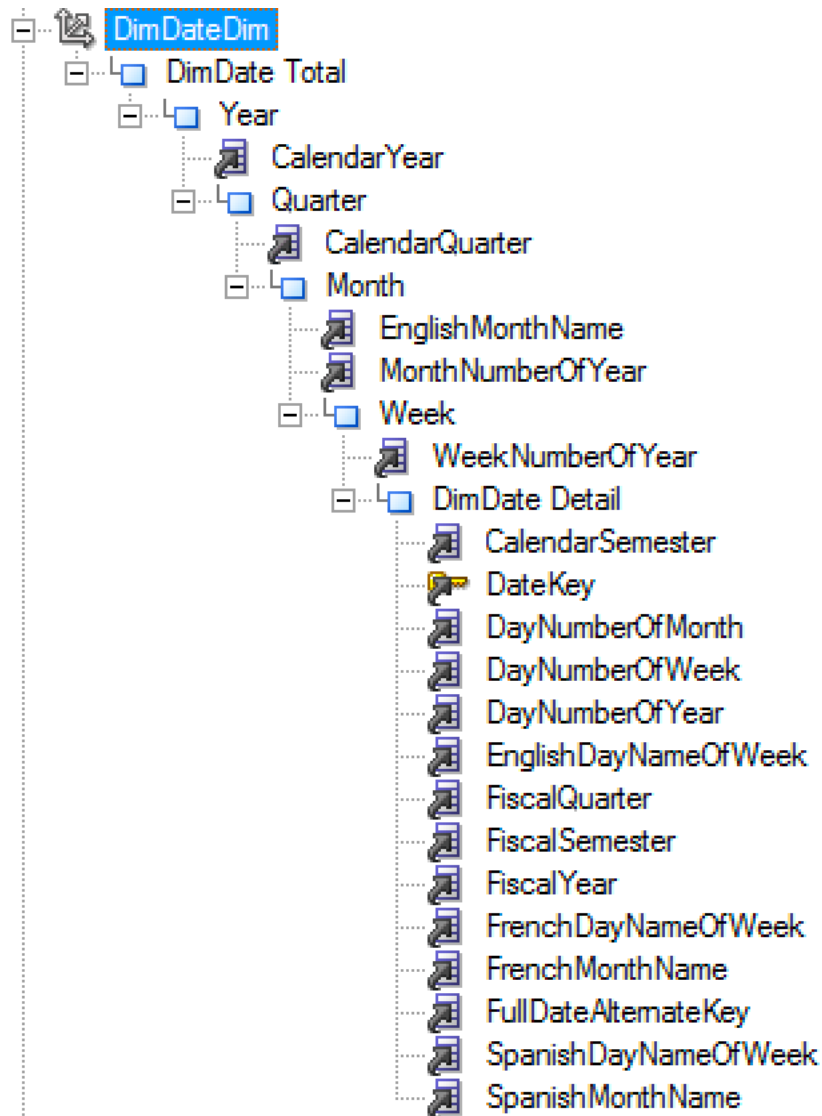
DimDate Detail

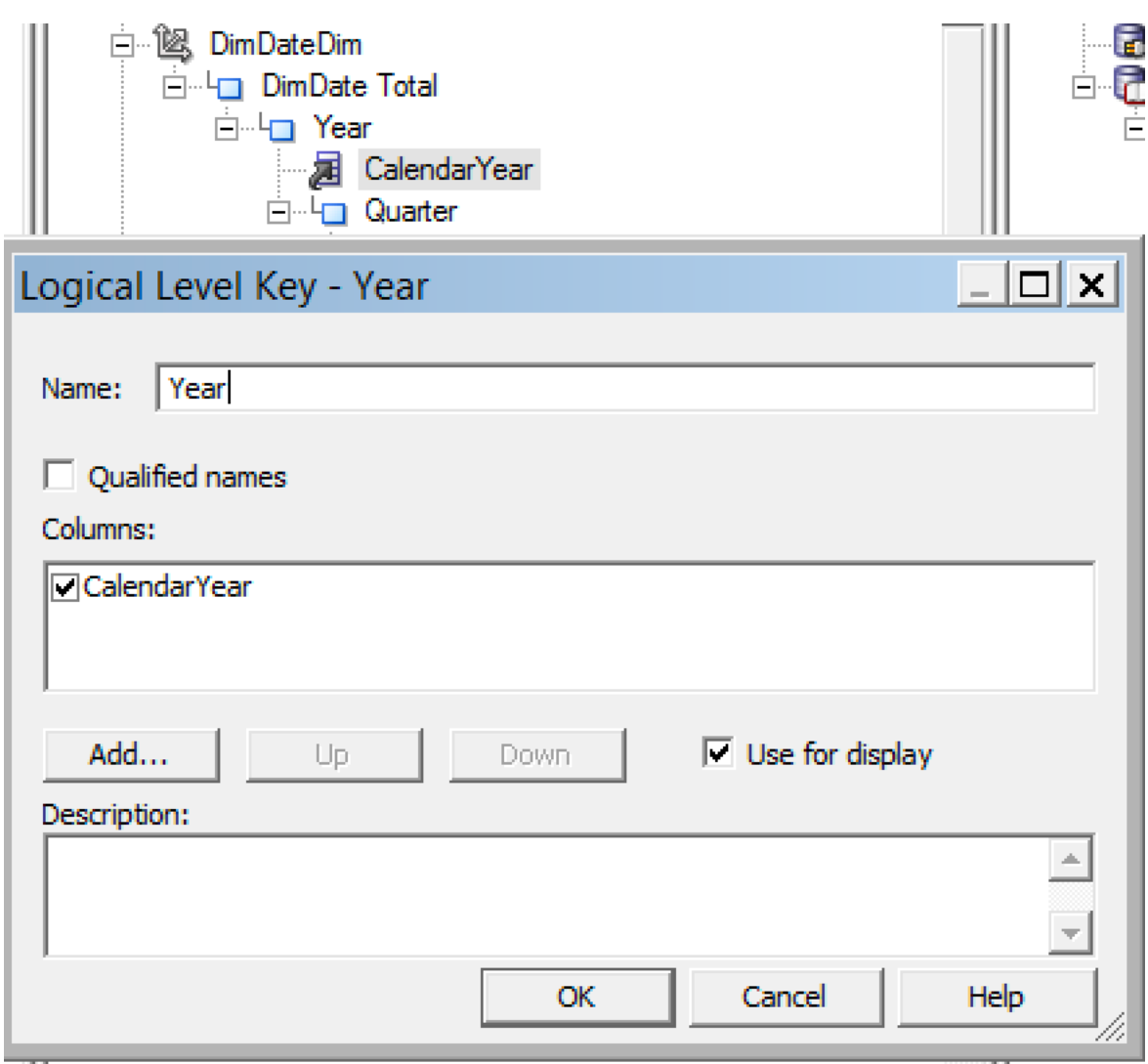
Description:

OK Cancel Help

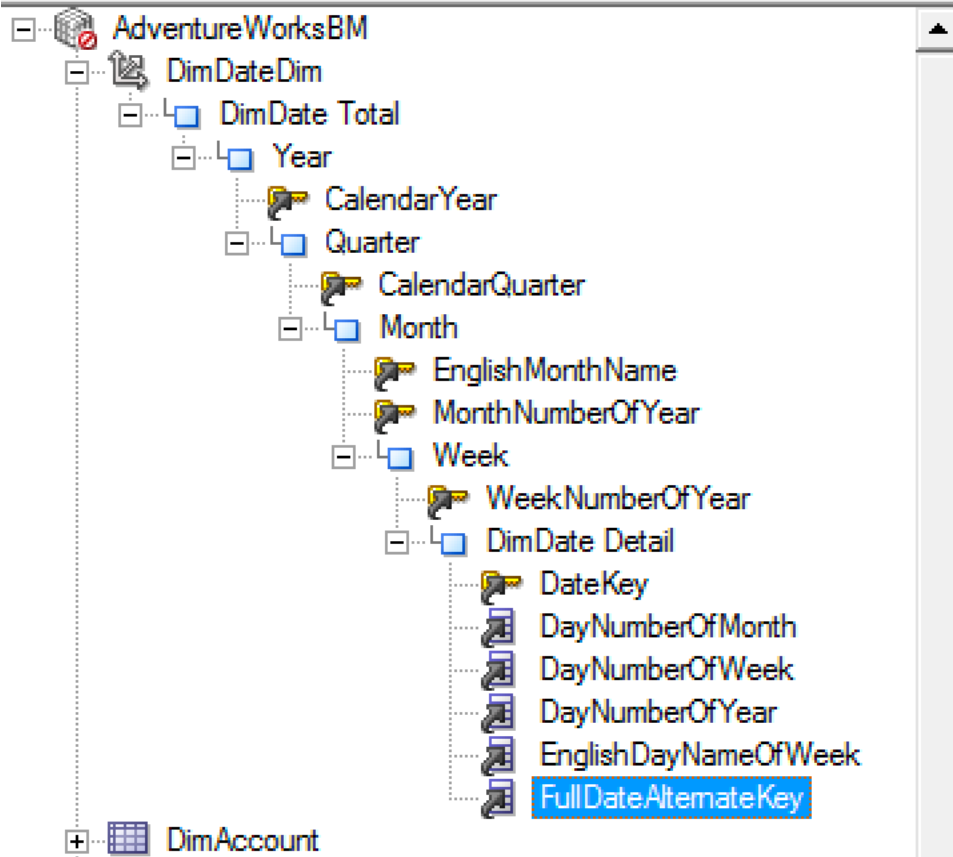
For Help, press F1







## Business Model and Mapping



The screenshot displays a software interface with a tree view on the left and a context menu on the right. The tree view shows a hierarchy starting with 'Adventure Works' and 'Source' folders. Under 'Adventure Works', there are several 'DimDate' objects, with 'Y' being the selected item. Under 'Source', there are 'Calen' objects. The context menu is open over the selected 'Y' object and contains the following items:

- New Object
- Check Out
- Cut (Ctrl+X)
- Copy (Ctrl+C)
- Paste (Ctrl+V)
- Delete (Del)
- Duplicate
- Create Subject Areas for Logical Stars and Snowflakes**
- Check Consistency
  - Check Model
- Mark
- Set Icon...
- Expand All
- Business Model Diagram
- Physical Diagram
- Query Related Objects
- Rename Wizard...
- Rename
- Properties...



Oracle BI Administration Tool - AdventureWorks.rpd

File Edit View Manage Tools Diagram Window Help



Presentation

- AdventureWorksBM - Fact - Finance
  - Fact - Finance
  - DimDate
    - Time Dim
    - CalendarQuarter
    - CalendarSemester
    - CalendarYear
    - DateKey
    - DayNumberOfMonth
    - DayNumberOfWeek
    - DayNumberOfYear
    - EnglishDayNameOfWeek
    - EnglishMonthName
    - FiscalQuarter
    - FiscalSemester
    - FiscalYear
    - FrenchDayNameOfWeek
    - FrenchMonthName
    - FullDateAlternateKey
    - MonthNumberOfYear
    - SpanishDayNameOfWeek
    - SpanishMonthName
    - WeekNumberOfYear
  - DimAccount
  - DimDepartmentGroup
  - DimOrganization
  - DimScenario

Business Model and Mapping

- AdventureWorksBM
  - Time Dim
  - DimAccount
  - DimDate
  - DimDepartmentGroup
  - DimOrganization
  - DimScenario
  - Fact - Finance

tion Tool - AdventureWorks.rpd

Tools Diagram Window Help



act - Finance  
up

Business Model and Mapping

- AdventureWorksBM
  - Time Dim
  - DimAccount
  - DimDate

Physical

- Adventureworks

Options









Source Control | Cache Manager | Multiuser | More

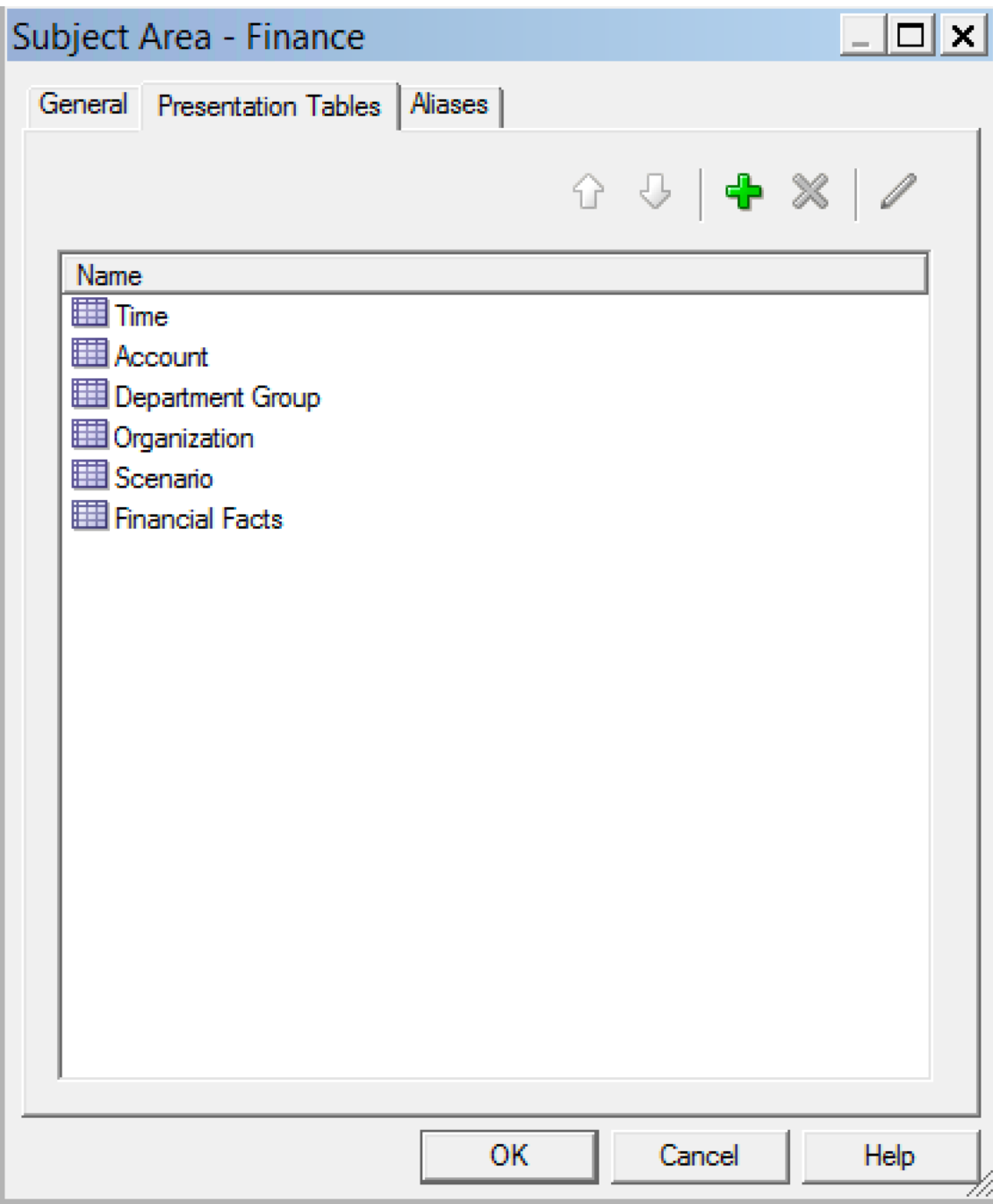
General | Repository | Sort Objects

- Show toolbar
- Show statusbar
- Prompt when moving logical columns
- Remove unused physical tables after Merge
- Allow import from repository
- Allow logical foreign key join creation
- Skip Gen 1 levels in Essbase drag and drop actions
- Hide unusable logical table sources in Replace wizard
- Allow first Connection Pool for Init Blocks
- Show Upgrade ID in Query Repository
- Extender For BIAPPS
- Show Tenant Info in Online Login
- Display Translation Key in the presentation tree
- Edit presentation names
- Drag and drop: Show only hierarchal columns
- Enable Statistics Generation in Summary Advisor wizard

OK Cancel Help

## Presentation


- [-]  Finance
  - +  Time
  - +  Account
  - +  Department Group
  - +  Organization
  - +  Scenario
  - [-]  Financial Facts
    -  Revenue



Subject Area - Finance



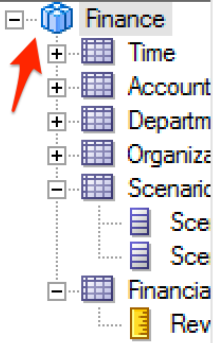
General | Presentation Tables | Aliases

↓ es  

AdventureWorksBM - Fact - Finance

OK Cancel Help

Presentation



Subject Area - Finance

General Presentation Tables Aliases

Name: Finance Permissions...

Translation Key: Finance

Custom display name VALUEOF(NQ\_SESSION.CN\_Finance)

Business model: AdventureWorksBM

Export logical keys

Implicit Fact Column  
not assigned Set... Clear

**Browse**

Select Implicit Fact Column

AdventureWorksBM  
Fact - Finance  
Revenue

OK Cancel

Logical Column : "AdventureWorksBM"."Fact - Finar

Subject Area "Finance"

Oracle BI Administration Tool - Arpd

File Edit View Manage Tools Diagram

**Presentation**

- [-] Finance
  - [+] Time
  - [+] Account
  - [+] Department Group
  - [+] Organization
  - [+] Scenario
    - [-] ScenarioKey
    - [-] ScenarioName
  - [+] Financial Facts
    - [+] Revenue
- [-] Internet Sales
  - [+] Time
  - [+] Currency
  - [+] DimCustomer
  - [+] DimProduct
  - [+] DimPromotion
  - [+] InternetSales Facts

**Business Model and Mapping**

- [-] AdventureWorksBM
  - [+] Time Dim
  - [+] DimAccount
  - [+] DimCurrency
  - [+] DimCustomer
  - [+] DimDate
  - [+] DimDepartmentGroup
  - [+] DimOrganization
  - [+] DimProduct
  - [+] DimPromotion
  - [+] DimScenario
  - [+] Fact - Finance
    - [+] Sources
      - [+] Revenue
  - [+] Fact - InternetSales
    - [+] Sources
      - [+] Disc
      - [+] Ext
      - [+] Order
      - [+] Prod
      - [+] Sales
      - [+] TaxA
      - [+] Total
      - [+] UnitP
      - [+] UnitP

**Physical**

- [-] AdventureworksDW2016CTP3
  - [+] dbo
    - [+] DimAccount
    - [+] DimCurrency
    - [+] DimCustomer
    - [+] DimDate
    - [+] DimDepartmentGroup
    - [+] DimEmployee
    - [+] DimGeography
    - [+] DimOrganization
    - [+] DimProduct
    - [+] DimProductCategory
    - [+] DimProductSubcategory
    - [+] DimPromotion
    - [+] DimReseller
    - [+] SalesReason
    - [+] SalesTerritory
    - [+] DimScenario
    - [+] Fact - InternationalProductDescription
    - [+] FactCallCenter
    - [+] FactCurrencyRate
    - [+] FactFinance
    - [+] FactInternetSales
      - [+] CarrierTrackingNumber
      - [+] CurrencyKey
      - [+] CustomerKey
      - [+] CustomerPONumber
      - [+] DiscountAmount
      - [+] DueDate
      - [+] DueDateKey
      - [+] ExtendedAmount
      - [+] Freight
      - [+] OrderDate
      - [+] OrderDateKey
      - [+] OrderQuantity
      - [+] ProductKey
      - [+] ProductStandardCost
      - [+] PromotionKey
      - [+] RevisionNumber
      - [+] SalesAmount
      - [+] SalesOrderLineNumber
      - [+] SalesOrderNumber
      - [+] SalesTerritoryKey
      - [+] ShipDate
      - [+] ShipDateKey
      - [+] TaxAmt
      - [+] TotalProductCost
      - [+] UnitPrice
      - [+] UnitPriceDiscountPct

Logical Table: "AdventureWorksBM"."Fact - Irtable"      NUM

# Logical Column - Gross Product Profit



- General
- Column Source
- Aggregation
- Levels

Data

Type:  Length:   Nullable


Derives from:

Column Source Type

Derived from physical mappings

Show all logical sources

Logical Table Source	Mapped as

Derived from existing columns using an expression 

- 
- 
-



Expression Builder - Derived logical column

Category:  
Logical Tables  
Operators  
Expressions  
Functions  
Constants  
Types

Logical Tables:  
Fact - Finance  
DimDate  
DimAccount  
DimDepartmentGroup  
DimOrganization  
DimScenario  
Fact - InternetSales  
DimCurrency  
DimCustomer

Find:

Columns:  
DiscountAmount  
ExtendedAmount  
OrderQuantity  
ProductStandardCost  
SalesAmount  
TaxAmt  
TotalProductCost  
UnitPrice  
UnitPriceDiscountPct

Find:

Sort Panes

"AdventureWorksBM"."Fact - InternetSales"."SalesAmount" - "AdventureWorksBM"."Fact - InternetSales"."TotalProductCost"

+ - \* / || ( ) > < = <= >= <> AND OR NOT ,

OK Cancel Help

"AdventureWorksBM"."Fact - InternetSales"."TotalProductCost"

Oracle BI Administration Tool - AdventureWorks.rpd

File Edit View Manage Tools Diagram Window Help

**Presentation**

- Finance
  - Time
  - Account
  - Department Group
  - Organization
  - Scenario
    - ScenarioKey
    - ScenarioName
  - Financial Facts
    - Revenue
- Internet Sales
  - Time
  - Currency
  - DimCustomer
  - DimProduct
  - DimPromotion
  - InternetSales Facts
    - DiscountAmount
    - ExtendedAmount
    - OrderQuantity
    - ProductStandardCost
    - SalesAmount
    - TaxAmt
    - TotalProductCost
    - UnitPrice
    - UnitPriceDiscountPct
    - Gross Product Profit

**Business Model and Mapping**

- AdventureWorksBM
  - Time Dim
  - DimAccount
  - DimCurrency
  - DimCustomer
  - DimDate
  - DimDepartmentGroup
  - DimOrganization
  - DimProduct
  - DimPromotion
  - DimScenario
  - Fact - Finance
    - Sources
    - Revenue
  - Fact - InternetSales
    - Sources
      - DiscountAmount
      - ExtendedAmount
      - OrderQuantity
      - ProductStandardCost
      - SalesAmount
      - TaxAmt
      - TotalProductCost
      - UnitPrice
      - UnitPriceDiscountPct
      - Gross Product Profit

**Physical**

- AdventureworksDW2016CTP3
  - dbo
    - DimAccount

**Logical Column - Gross Product Profit**

General Column Source Aggregation Levels

Data

Type: **DOUBLE** Length:  Nullable

Derives from:

sum(FactInternetSales.SalesAmount) - sum(FactInternetSales.TotalProductCost)

Column Source Type

Derived from physical mappings

Show all logical sources

Logical Table Source	Mapped as

Derived from existing columns using an expression

"AdventureWorksBM"."Fact - InternetSales"."SalesAmount" -  
"AdventureWorksBM"."Fact - InternetSales"."TotalProductCost"

Business Model and Mapping

AdventureWorksBM

- Time Dim
- DimAccount
- DimCurrency
- DimCustomer
- DimDate
- DimDepartmentGroup
- DimOrganization
- DimProduct
- DimPromotion
- DimScenario
- Fact - Finance
  - Sources
  - Revenue
- Fact - InternetSales
  - Sources
    - FactInternetSales
  - DiscountAmount
  - ExtendedAmount
  - OrderQuantity
  - ProductStandardCost
  - SalesAmount
  - TaxAmt
  - TotalProductCost
  - UnitPrice
  - UnitPriceDiscountPct
  - Gross Product Profit
  - Gross Product Profit (Physical)

Physical

AdventureworksDW2016CTP3

- dbo
  - DimAccount
  - DimCurrency

Logical Table Source - FactInternetSales

General | Column Mapping | Content | Parent-Child Settings

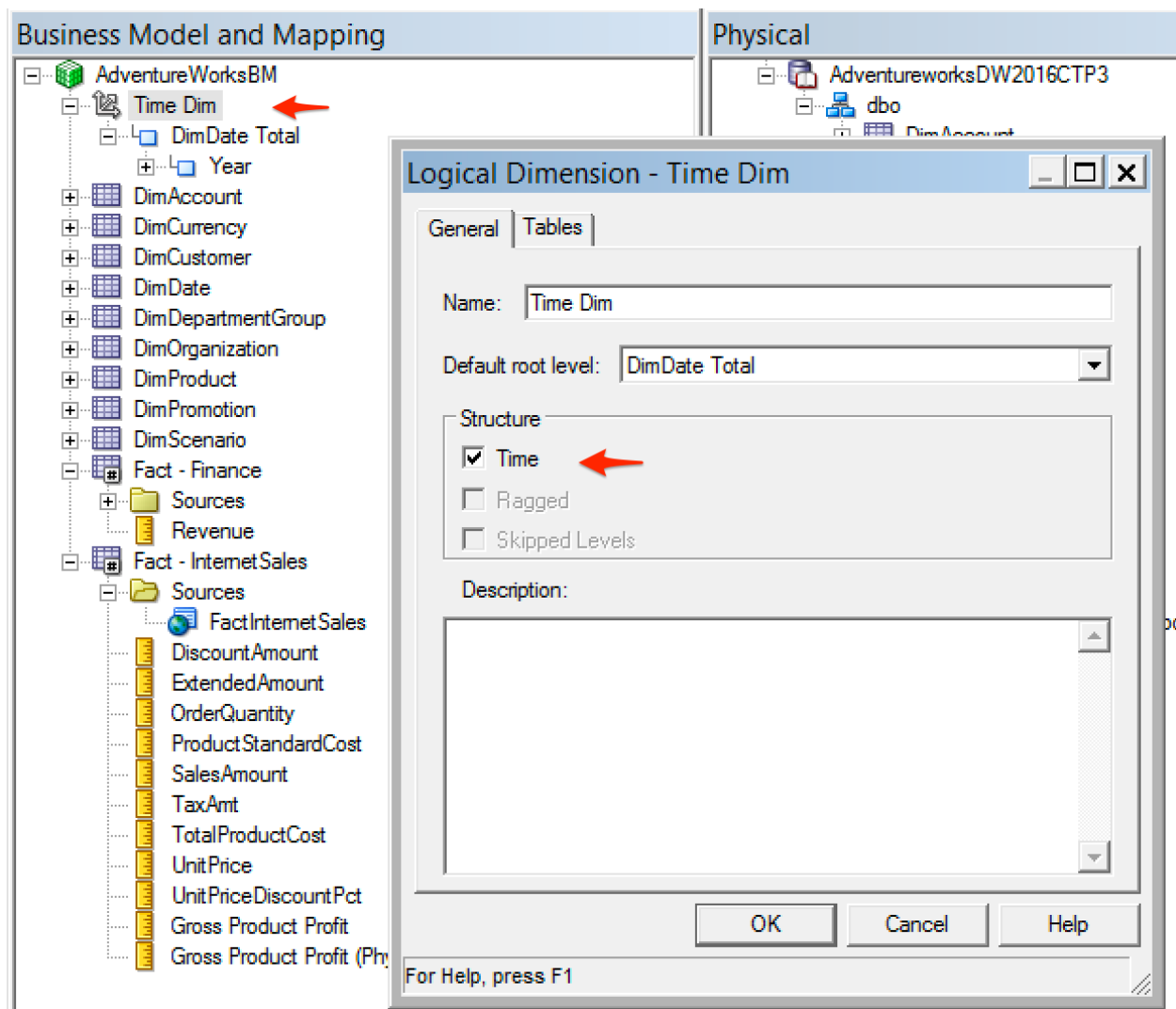
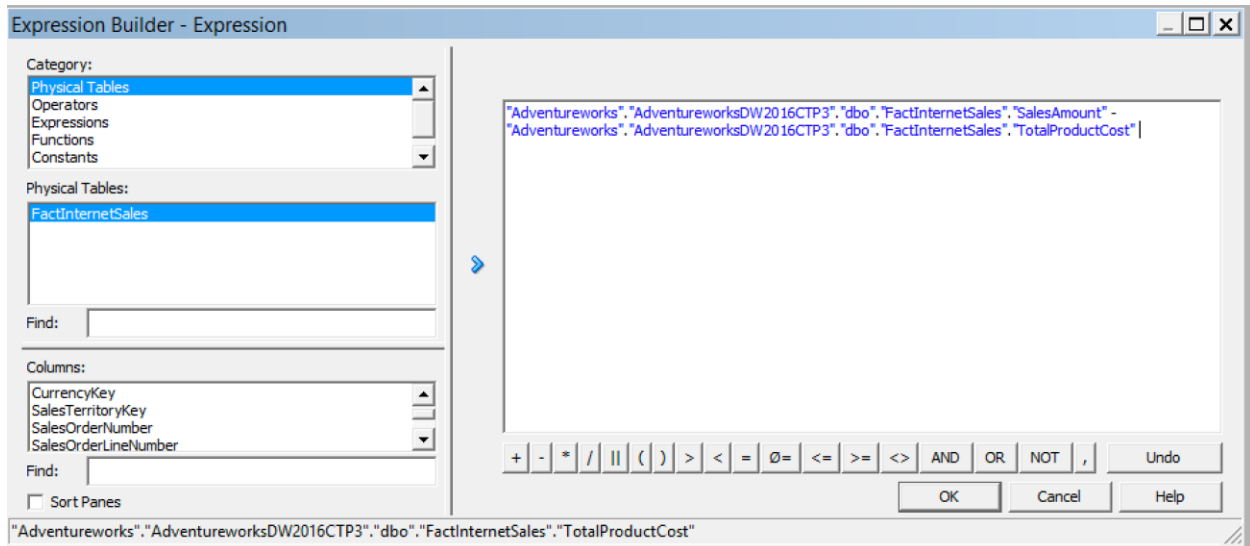
Show mapped columns  Show unmapped columns

Logical column to physical column mapping:

Logical Column	Expression
DiscountAmount	DiscountAmount
ExtendedAmount	ExtendedAmount
Gross Product Profit (Physic	
OrderQuantity	OrderQuantity
ProductStandardCost	ProductStandardCost
SalesAmount	SalesAmount
TaxAmt	TaxAmt
TotalProductCost	TotalProductCost
Unit Price	Unit Price
Unit Price Discount Pct	Unit Price Discount Pct

OK Cancel Help

otion



Logical Level - DimDate Detail

General | Keys | Preferred Drill Path | Sequence Numbers

Primary key: DimDate Detail\_Key

Key Name	Columns	Description	Use for Display	Chronological Key
DimDate Detail_Key	DimDate.DateKey		<input checked="" type="checkbox"/>	<input checked="" type="checkbox"/>

OK Cancel Help

Logical Key : "AdventureWorksBM"."Time Dim"."DimDate Detail"."DimDate Detail\_Key" : Use for display

Expression Builder - Derived logical column

Category:

- Time Dimensions
- Logical Tables
- Operators
- Expressions
- Functions

Functions:

- Lookup Functions
- Mathematic Functions
- String Functions
- System Functions
- Time Series Functions

Find:

Time Series Functions:

- Ago
- PeriodRolling
- ToDate

Find:

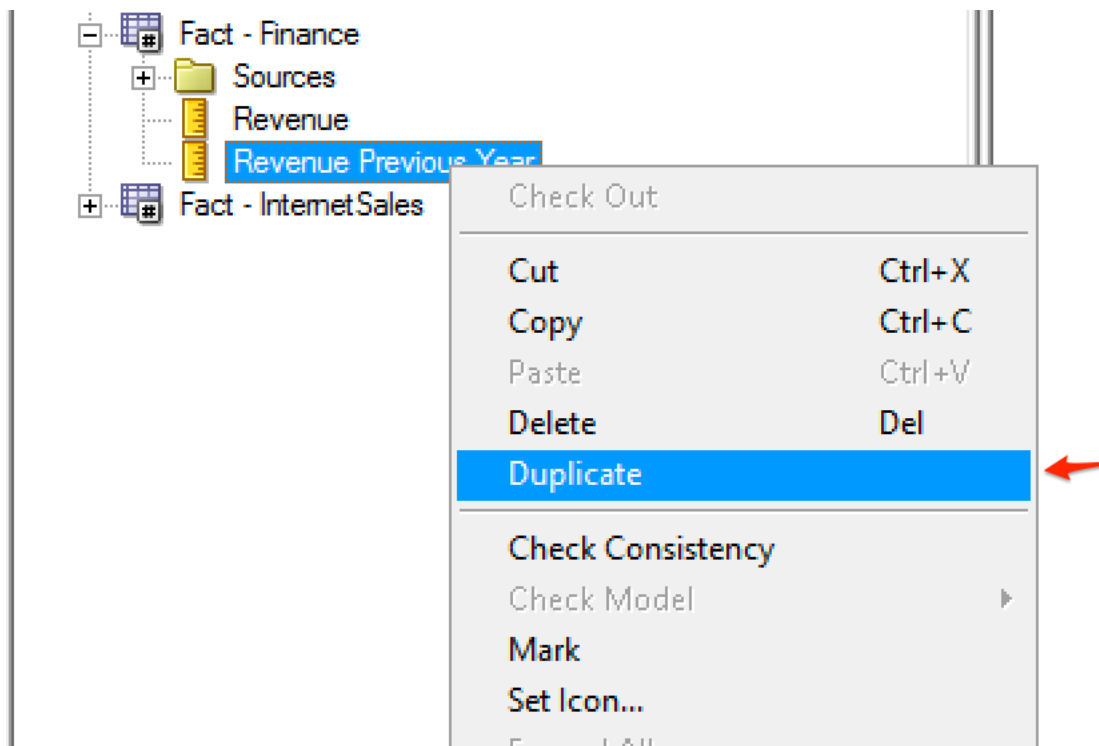
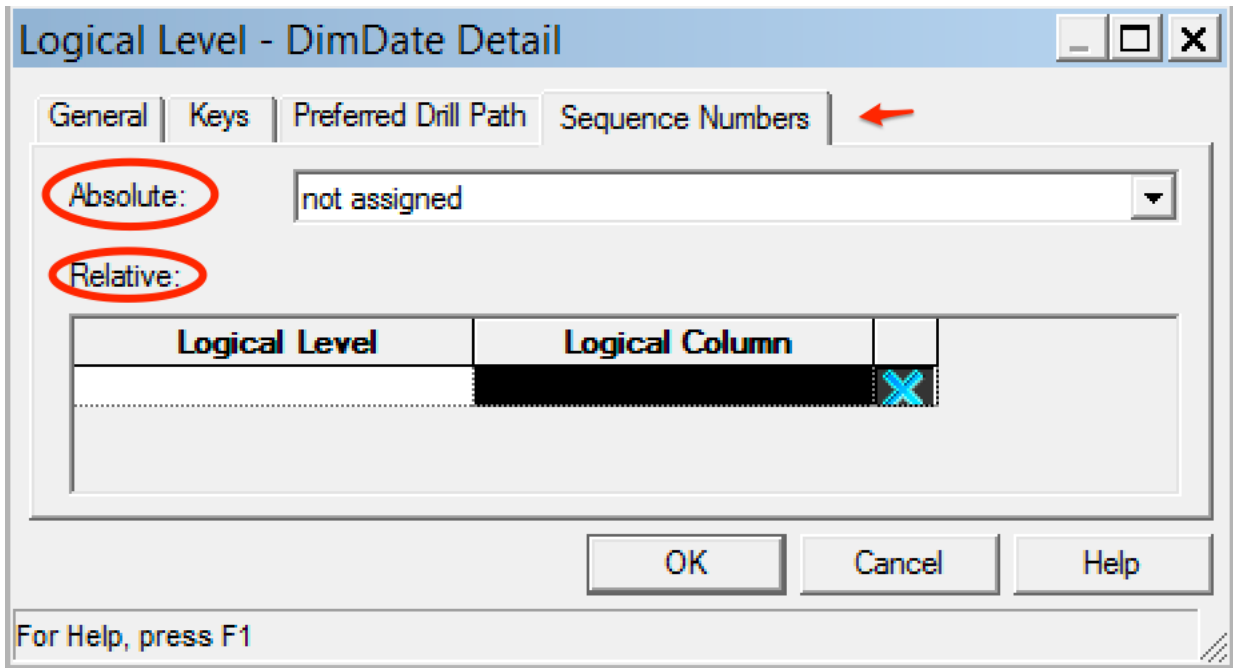
Sort Panes

Ago(<<Measure>>, <<Level>>, <<Number of Periods>>)

```
Ago("AdventureWorksBM"."Fact - Finance"."Revenue", "AdventureWorksBM"."Time Dim"."Year", 1)
```

+ - \* / || ( ) > < = ∅ = <= >= <> AND OR NOT , Undo

OK Cancel Help



- DimDate L
  - DateK
  - DayNi
  - DayNi
  - DayNi
  - Englis
  - FullDa
- DimAccount
- DimCurrency
- DimCustomer
- DimDate
- DimDepartmentGroup
- DimOrganization
- DimProduct
- DimPromotion
- DimScenario
- Fact - Finance
  - Sources
    - Revenue
    - Revenue Previous Year
    - Total Revenue Previous Year
- Fact - InternetSales

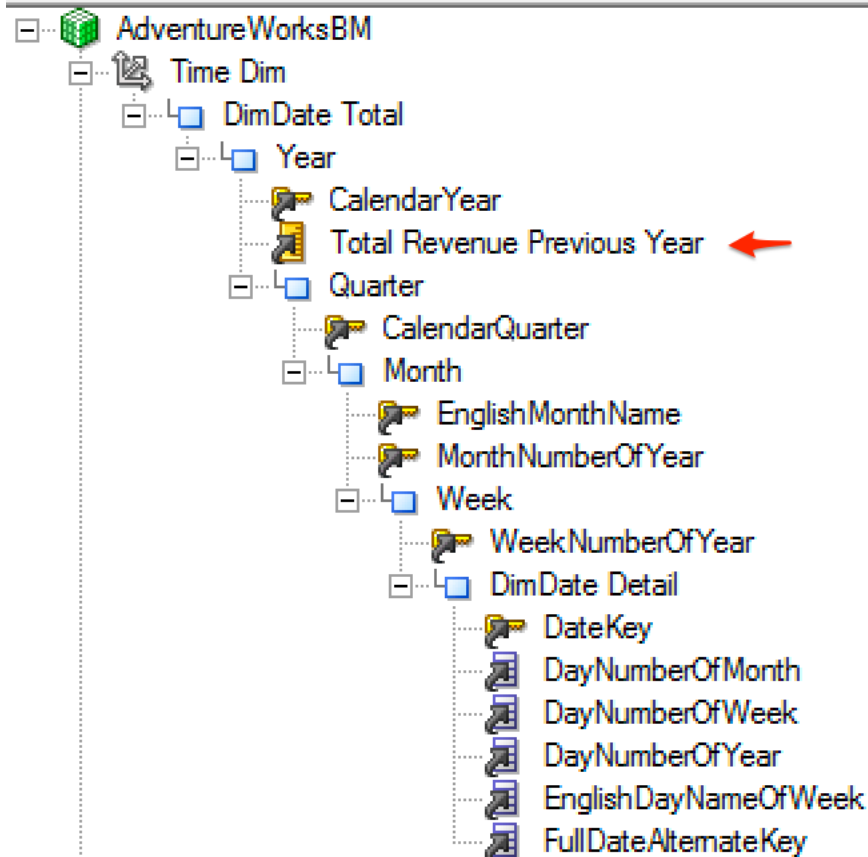
### Logical Column - Total Revenue Previous Year

General | Column Source | Aggregation | Levels


Logical Dimension	Logical Level
Time Dim	Year
	DimDate Total
	Year
	Quarter
	Month
	Week
	DimDate Detail

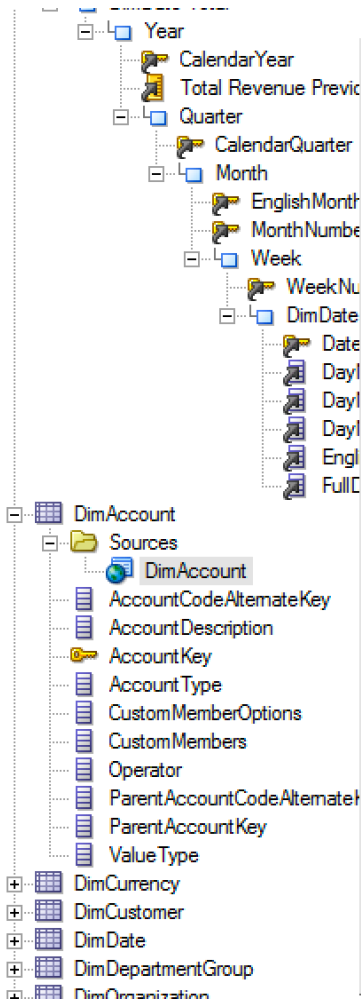
OK Cancel Help

## Business Model and Mapping










### Logical Table Source - DimAccount

General | Column Mapping | Content | Parent-Child Settings

Name:

Disabled  Allow Unmapped Tables

Map to these tables: + ×

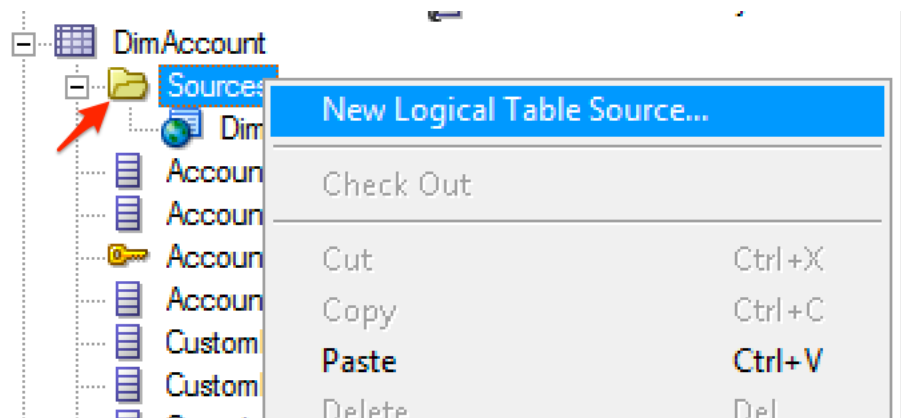
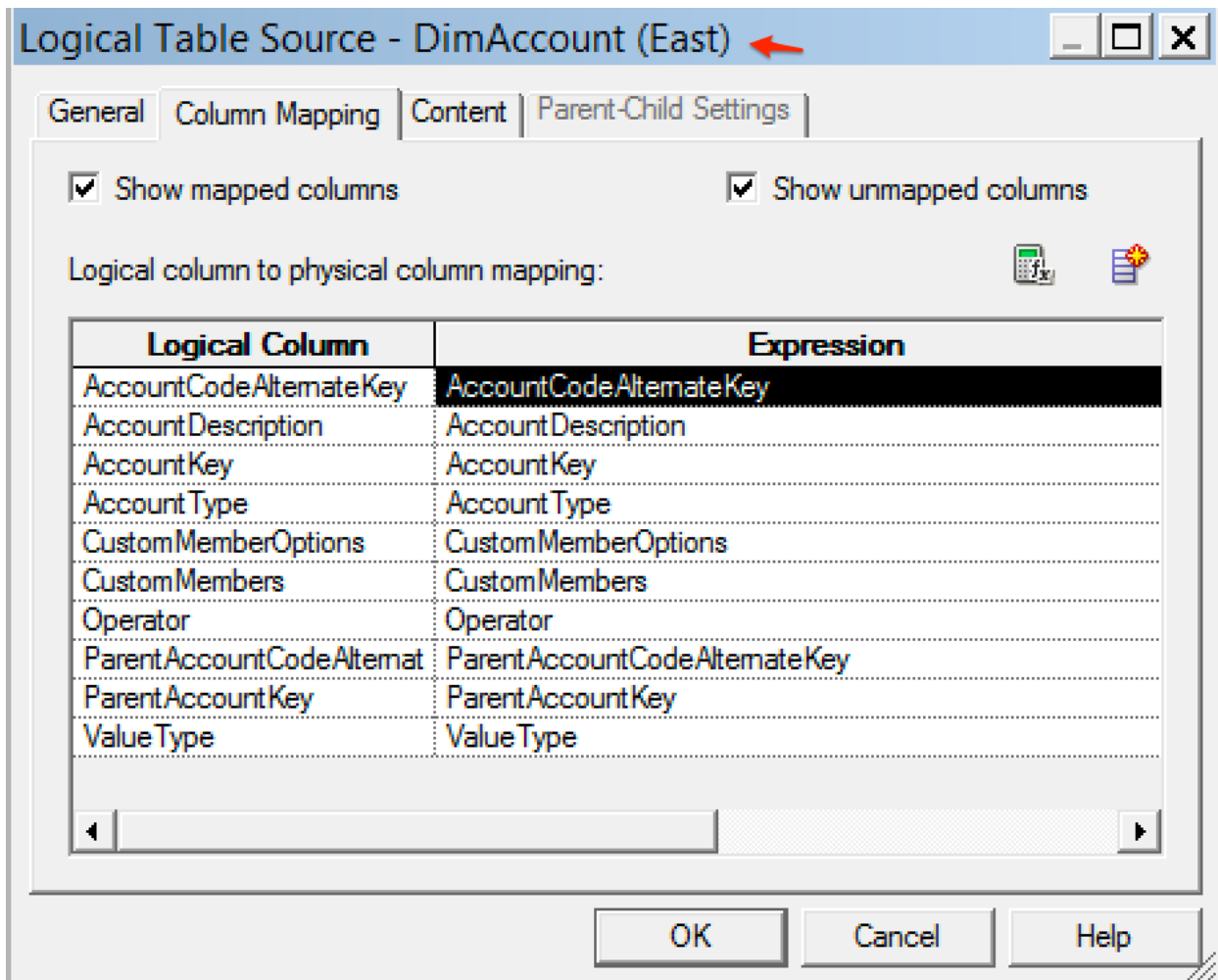
 "Adventureworks"."AdventureworksDW2016CTP3"."dbo"."DimAccountEast"
--

Joins:

Table 1	Table 2	Type

Priority Group:

Description:



The image shows a screenshot of the SQL Server Enterprise Architect interface. On the left is a tree view of a data warehouse schema. The 'Sources' folder is expanded, showing 'DimAccount (East)' and 'DimAccount (West)'. A red arrow points to the 'Sources' folder. The main window is titled 'Logical Column - AccountDescription' and has tabs for 'General', 'Column Source', 'Aggregation', and 'Levels'. The 'General' tab is active. It shows the column's data type as 'VARCHAR' with a length of 50 and a checked 'Nullable' box. The 'Derives from' field contains 'DimAccountWest.AccountDescription'. Under 'Column Source Type', the 'Derived from physical mappings' radio button is selected. Below it is a table with two columns: 'Logical Table Source' and 'Mapped as'. A red arrow points to the first row of this table. The table contains two rows of data. At the bottom of the dialog are 'OK', 'Cancel', and 'Help' buttons.

Logical Table Source	Mapped as
DimAccount (East)	"Adventureworks"."AdventureworksDW2016CTP3"."dbo"."DimAccountEast"."AccountDescription"
DimAccount (West)	"Adventureworks"."AdventureworksDW2016CTP3"."dbo"."DimAccountWest"."AccountDescription"

# Logical Table Source - DimAccount (East)

General | Column Mapping | **Content** | Parent-Child Settings

Aggregation content, group by

Logical Level


Show mapped


Show unmapped

More...

Logical Dimension	Logical Level

Fragmentation content:

"AdventureWorksBM"."DimAccount"."Region" = 'E' 

This source should be combined with other sources at this level 

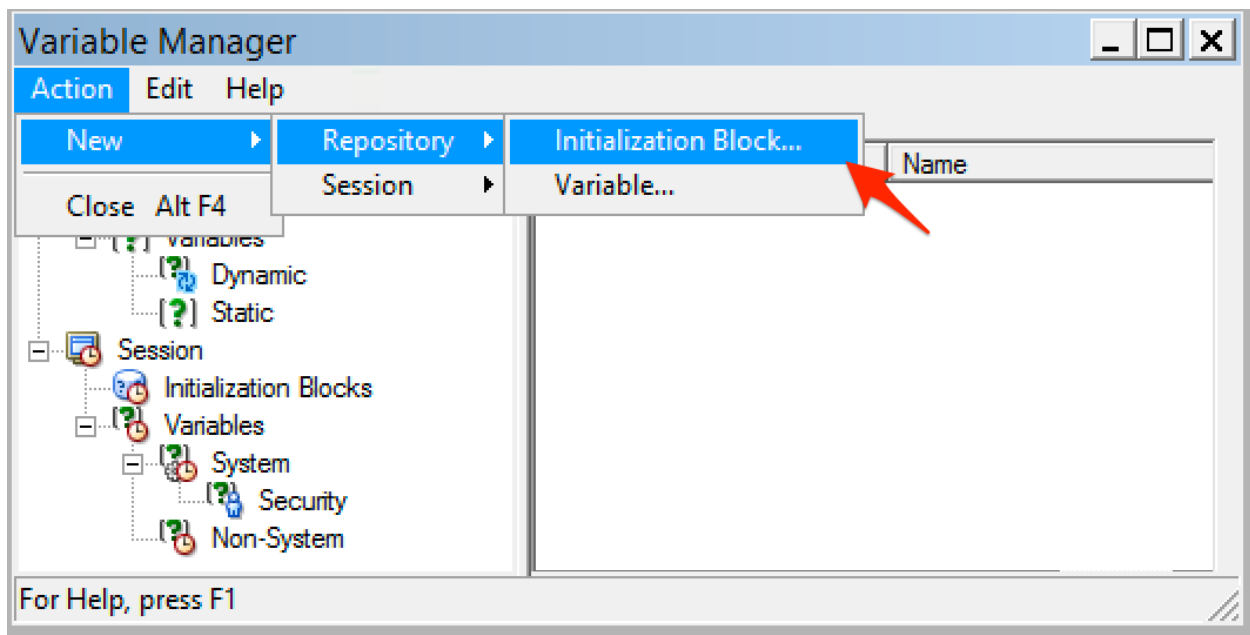
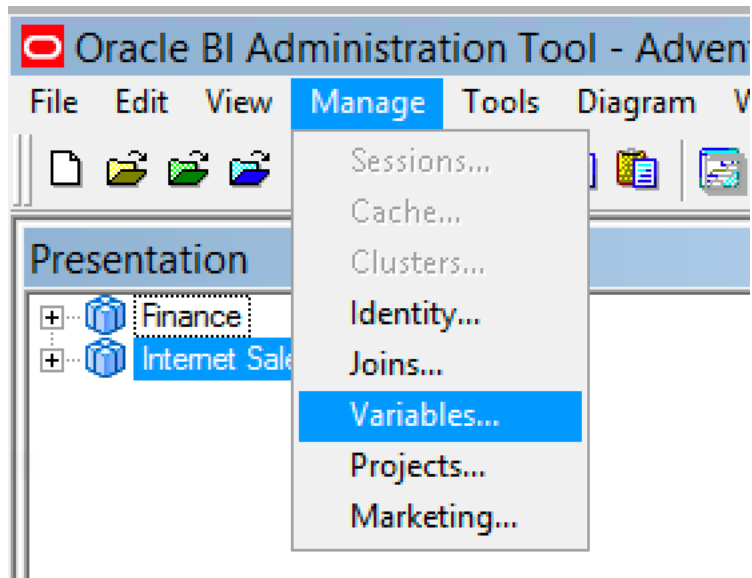
Use this "WHERE clause" filter to limit rows returned (exclude the "WHERE"):

Select distinct values

OK

Cancel

Help



Repository Variable Initialization Block - initTimeComparison

Name:

Disabled

Schedule

Start on:

Refresh interval:

Data Source

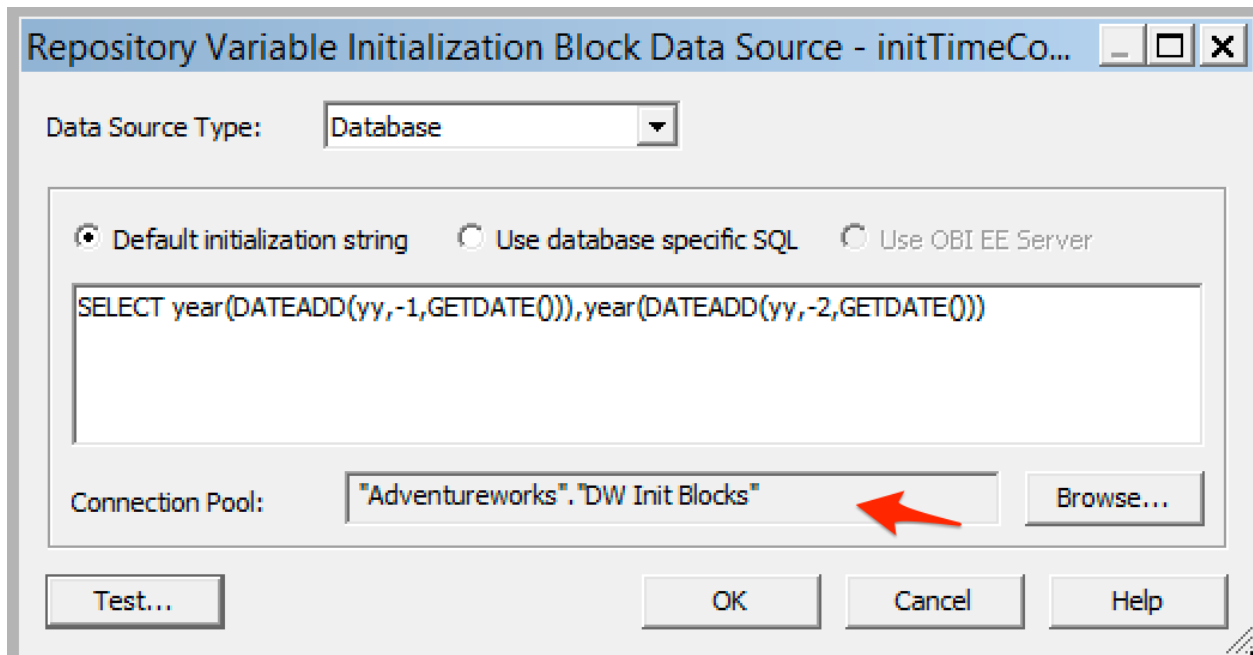
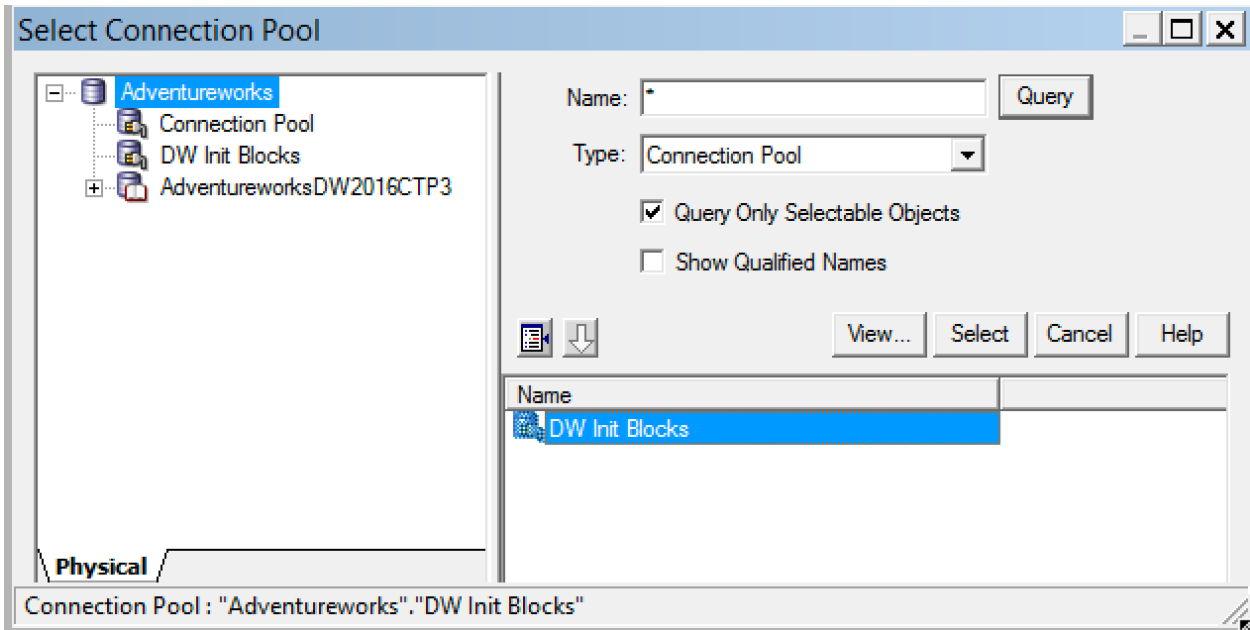
No data source setting was made

Repository Variable Initialization Block Data Source - initTimeCo...

Data Source Type:

Default initialization string  Use database specific SQL  Use OBI EE Server

Connection Pool:





DATEADD(yy,-1,GETDATE()), year(DATEADD(yy,-2,GETDATE()))

Variable	Value
	2015
	2014

Close

OK Cancel

Repository Variable Initialization Block - initTimeComparison

Name:

Disabled

Schedule

Start on: 26 May 2016 01:19:43

Refresh interval:  (hours)

Data Source

Connection Pool: "Adventureworks". "DW Init Blocks"

Database: SQL Server 7.0/2000 (Initialization string inherited from Default Initializer)

---

Variable Target

No variable target setting was made

Repository Variable Initialization Block Variable Target - i...

Variables

Variable	Default Initializer
----------	---------------------

Up

New...

Row-wise initialization

Use caching

**Dynamic Repository Variable - LAST\_Y...**

Name: LAST\_YEAR

Type:

Static

Dynamic

Initialization Block:

initTimeComparison New...

Default Initializer:

2015

Description

Last Calendar Year

OK Cancel Help

Description

Test...

OK Cancel Help

Repository Variable Initialization Block Variable Target - i... [-] [□] [X]

Variables

Variable	Default Initializer	
LAST_YEAR	2015	X
TWO_YEARS_AGO	2014	X

Up Down Edit...  
New... Link... Remove

Row-wise initialization  
 Use caching

OK Cancel Help

# Repository Variable Initialization Block - initTimeComparison

Name:

Disabled

## Schedule

Start on: 26 May 2016 01:19:43

Refresh interval:  (hours)

## Data Source

Connection Pool: "Adventureworks"."DW Init Blocks"

[Edit Data Source...](#)

Database: SQL Server 7.0/2000 (Initialization string inherited from Default Initializer)

```
SELECT year(DATEADD(yy,-1,GETDATE())),year(DATEADD(yy,-2,GETDATE()))
```

## Variable Target

Name

LAST\_YEAR

TWO\_YEARS\_AGO

## Execution Precedence

No execution precedence set

[Edit Execution Precedence...](#)

## Description

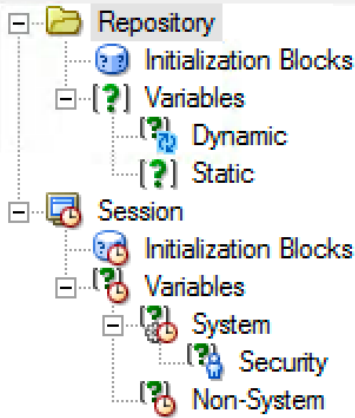
## Results

Variable	Value
LAST_YEAR	2015
TWO_YEARS_AGO	2014



# Variable Manager

Action Edit Help



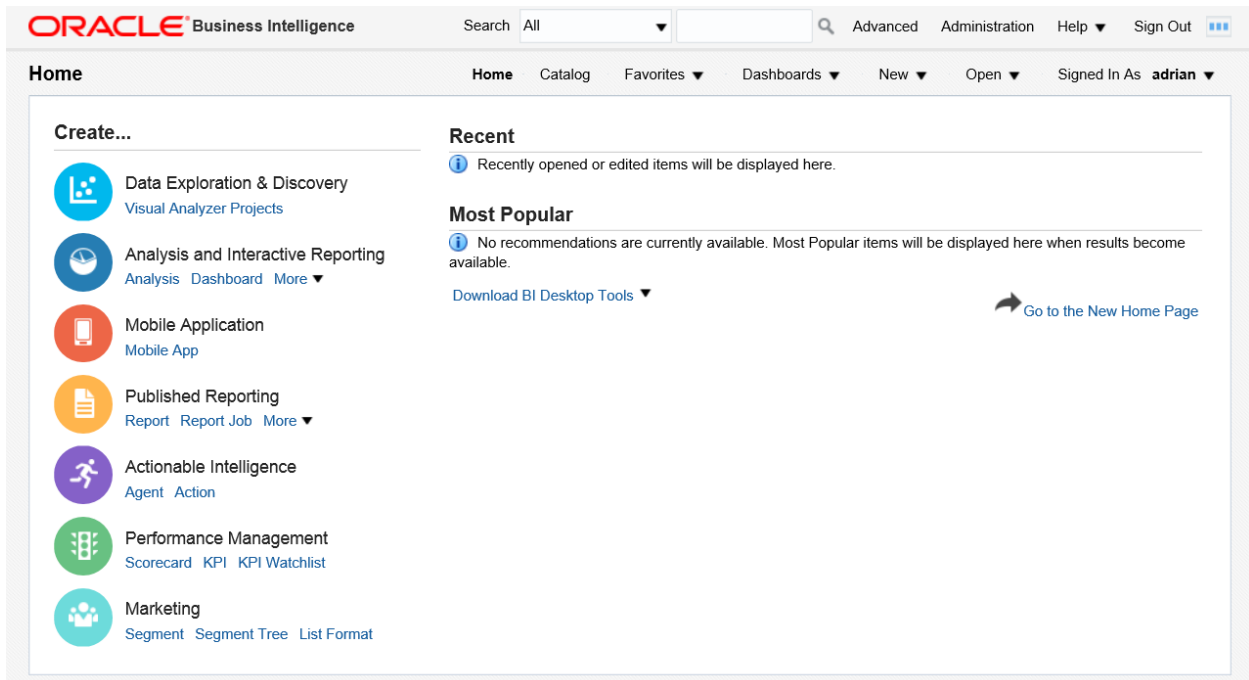
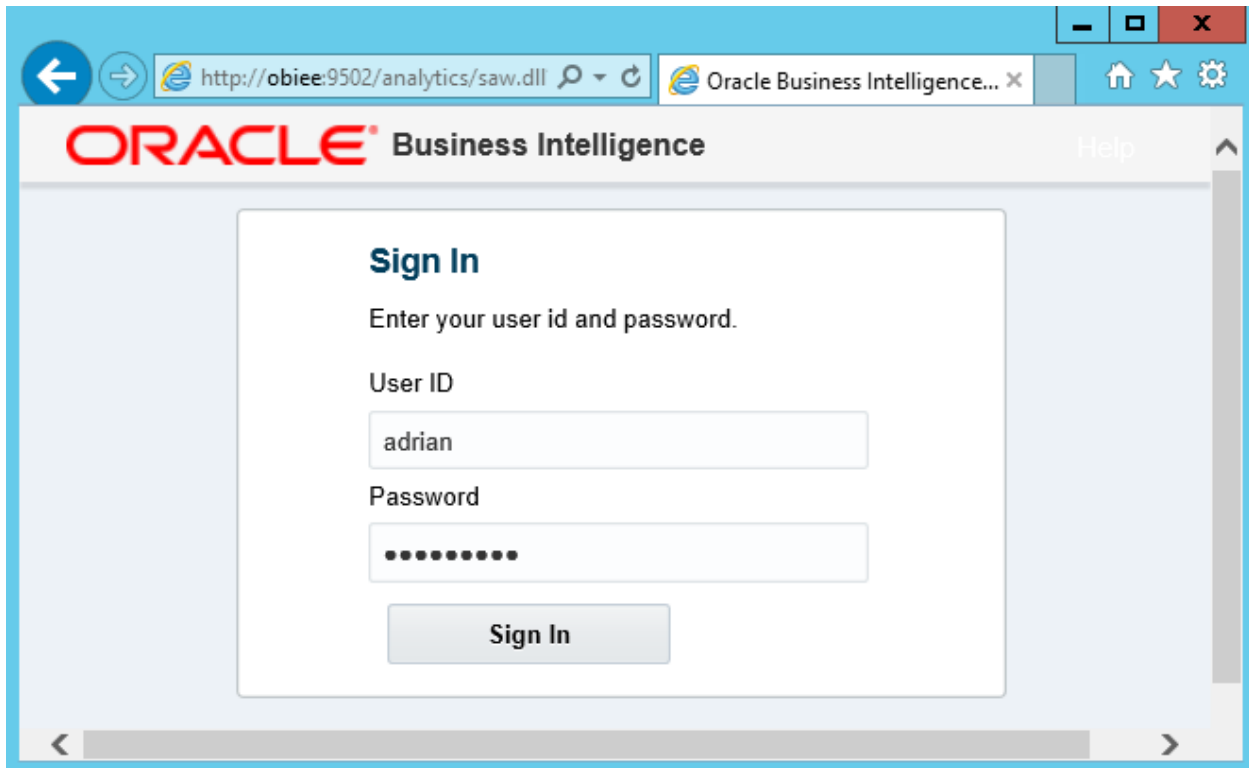
Type	Name	Descri...
Variable	LAST_YEAR	Last C...
Variable	TWO_YEAR...	Two C...
Initialization Block	initTimeCom...	

For Help, press F1

The screenshot displays three panes in SQL Server Enterprise Developer:

- Presentation:** Shows a hierarchy of data sources including Finance, Internet Sales, and Internet Sales Facts.
- Business Model and Mapping:** Shows a data model for AdventureWorksBM with dimensions like Time Dim, DimAccount, DimCurrency, DimCustomer, DimDate, DimDepartmentGroup, DimOrganization, DimProduct, DimPromotion, DimScenario, and Fact tables.
- Physical:** Shows the physical database structure for Adventureworks, including Connection Pool, DW Init Blocks, AdventureworksDW2016CTP3, and a list of tables in the dbo schema such as DimAccount (99), DimCurrency (105), DimCustomer (18484), DimDate (3652), DimDepartmentGroup (7), DimEmployee (296), DimGeography (655), DimOrganization (14), DimProduct (606), DimProductCategory (4), DimProductSubcategory (37), DimPromotion (16), DimReseller (701), DimSalesReason (10), DimSalesTerritory (11), DimScenario (3), FactAdditionalInternationalProductDescription (15168), FactCallCenter (120), FactCurrencyRate (14264), FactFinance (39409), FactInternetSales (60398), FactInternetSalesReason (64515), FactProductInventory (776286), FactResellerSales (60855), FactResellerSalesXL\_CCI (11669638), FactResellerSalesXL\_PageCompressed (11669638), and FactSalesQuota (163).

# Chapter 8: Creating Dashboards and Analyses



## Create...

---



**Data Exploration & Discovery**

[Visual Analyzer Projects](#)



**Analysis and Interactive Reporting**

[Analysis](#) [Dashboard](#) [More](#) ▼



**Mobile Application**

[Mobile App](#)



**Published Reporting**





[Report](#) [Report Job](#) [More](#) ▼





**Actionable Intelligence**

[Agent](#) [Action](#)

### Select Subject Area ✕

-  **Finance**
-  **Internet Sales**
-  **Sample Sales Lite**  
Sample Subject Area for 11g Lite Sample Application (XML files sourced only). Bd.11028
-  **Sample Targets Lite**  
Sample Subject Area for 11g Lite Sample Application (XML files sourced only).


---

-  **Create Direct Database Query**  
Create a new SQL query that will be sent directly to the database.
-  **Create Analysis from Simple Logical SQL**  
Create analysis by entering simple logical SQL to Oracle BI Server.

**Untitled** Home Catalog Favorites ▾ Dashboards ▾ New ▾ Open ▾ Signed In As **Adrian** ▾

Criteria Results Prompts Advanced 📄 📊 ?

▲ **Subject Ar...** 🔍 ⬆️ ⬆️ >> 📄 📊 📄

- ▲  **Sample Sales Lite**
  - ▶ Time
  - ▶ Products
  - ▶ Offices
  - ▶ Orders
  - ▶ Base Facts
  - ▶ Calculated Facts

▲ **Catalog** ➡ 📄 📄 >>

List All ▾

- ▶ My Folders
- ▶ Shared Folders

▲ **Selected Columns** 👁️ ✕

Drop Columns Here

▲ **Filters** 🔍 ✕ >>

Add Filters Here



Subject Ar... 🔍 ⬆️ ⬆️ >>

- Sample Sales Lite
  - Time
    - More Time Objects
      - Calendar Date
      - Per Name Week
      - Per Name Month
      - Per Name Qtr
      - Per Name Half
      - Per Name Year**
    - Time Hierarchy
  - Products
  - Offices
  - Orders
  - Base Facts
    - Revenue
    - Billed Quantity
    - Discount Amount
    - Target Revenue

Catalog ➔ 📄 📊 >>

📄 📊 XYZ

Selected Columns 🔍 ✖

Time	Base Facts
Per Name Year ⚙️	Revenue ⚙️

Filters 🔍 ✖ >>

Add Filters Here

Subject Ar... 🔍 ⬆️ ⬆️ ▾ >>

- Sample Sales Lite
  - Time
  - Products
  - Offices
  - Orders
  - Base Facts
    - Revenue**
    - Billed Quantity
    - Discount Amount
    - Target Revenue
    - Target Quantity
  - Calculated Facts

▶ Catalog → 📄 📄 >>

▶ Views → 📄 ▾ 📄 📄 >>

🖨️ ▾ 📄 ▾ 📄 📄 ▾ 📄 📄 📄 📄 📄 📄 📄 📄 📄 📄 📄 >>

Compound Layout

Title [A] ✎ ✕

Table [A] xyz ✎ ✕

Per Name Year	Revenue
2008	1,500,000
2009	1,700,000
2010	1,800,000

▶ Selection Steps

Subject Ar... 🔍 ⬆️ ⬆️ ⬆️ >>

- Sample Sales Lite
  - Time
    - More Time Objects
    - Calendar Date
    - Per Name Week
    - Per Name Month**
    - Per Name Qtr
    - Per Name Half
    - Per Name Year
    - Time Hierarchy
  - Products
  - Offices
  - Orders
  - Base Facts
    - Revenue
    - Billed Quantity
    - Discount Amount
    - Target Revenue
    - Target Quantity
  - Calculated Facts

🖨️ 📄 🕒 📊 🔄 📈 📄

Compound Layout

Title [A] ✎ ✕

Table [A] XYZ ✎ ✕

Per Name Year	Per Name Month	Revenue
2008	2008 / 01	43,810
	2008 / 02	81,031
	2008 / 03	165,945
	2008 / 04	132,281
	2008 / 05	192,034
	2008 / 06	231,530
	2008 / 07	237,526
	2008 / 08	112,983
	2008 / 09	83,718
	2008 / 10	73,638
	2008 / 11	92,876
	2008 / 12	52,629
2009	2009 / 01	69,461
	2009 / 02	105,984

Criteria **Results** Prompts Advanced

Subject Ar... 🔍 ⬆️ ⬇️ ⬇️ ⬆️

Sample Sales Lite

- Time
  - More Time Objects
  - Calendar Date
  - Per Name Week
  - Per Name Month**
  - Per Name Qtr
- Best Visualization
- Recommended Visualization for
- Title
- Table
- Pivot Table
- Performance Tile
- Treemap
- Heat Matrix
- Trellis
- Graph
- Gauge
- Funnel
- Map
- Filters
- Selection Steps

Catalog

Views → [Bar] [Line] [Area] [Pie] [Line-Bar] [Time Series Line] [Pareto] [Scatter] [Bubble] [Radar] [Waterfall]

Selection Steps

Compound Layout

Title [A] [✎] [✕]

The image shows a software interface with a navigation tree on the left and a visualization selection menu on the right. The navigation tree is expanded to show 'Per Name Month' under the 'Time' folder. The visualization selection menu is open, showing various chart types, with 'Line' selected. Red arrows point to 'Per Name Month', 'Line', and the 'Views' button at the bottom left.

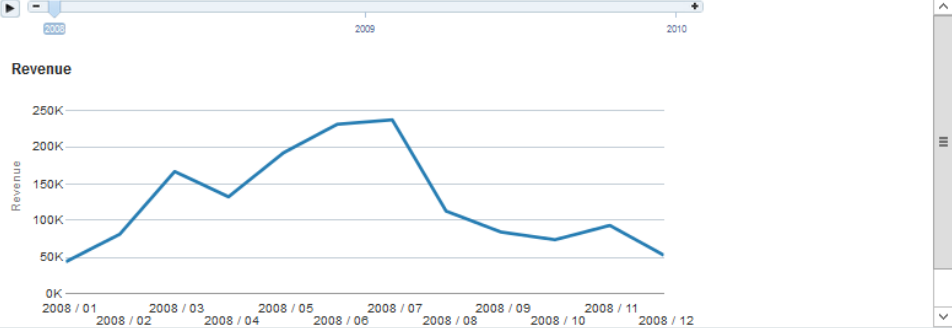
Graph

Done Revert

Subject Ar... [Search] [Filter] [Refresh]

Line No Subtypes Default 2D

- Sample Sales Lite
  - Time
    - More Time Objects
    - Calendar Date
    - Per Name Week
    - Per Name Month**
    - Per Name Qtr
    - Per Name Half
    - Per Name Year
    - Time Hierarchy
  - Products
  - Offices
  - Orders
  - Base Facts
    - Revenue
    - Billed Quantity
    - Discount Amount
    - Target Revenue
    - Target Quantity
  - Calculated Facts



Layout Drag/drop measures, columns and hierarchies to determine graph layout

Graph Prompts Drop here for graph prompts

Sections  Display as Slider Per Name Year

Line Graph

<b>Measures</b> Lines (Vertical Axis) Revenue	<b>Line</b> Group By (Horizontal Axis) Per Name Month Vary Color By (Horizontal Axis) <input type="checkbox"/> Show In Legend Measure Labels	<b>Sample</b> Revenue  Per Name Month <input type="checkbox"/> Show Subject Area Folders
---	---	--

Excluded Drop here to exclude from this view only

Catalog [Navigation]

Selection Steps

Subject Areas

- Sample Sales Lite
  - Time
    - More Time Objects
    - Calendar Date
    - Per Name Week
    - Per Name Month**
    - Per Name Qtr
    - Per Name Half
    - Per Name Year
    - Time Hierarchy
  - Products
  - Offices
  - Orders
  - Base Facts
    - Revenue
    - Billed Quantity
    - Discount Amount
    - Target Revenue
    - Target Quantity
  - Calculated Facts

- Catalog
- Views
- Title
  - Table
  - Graph**



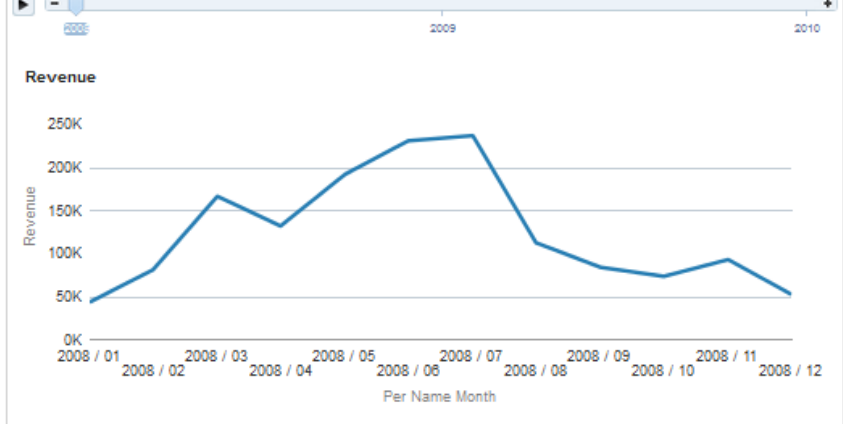
Compound Layout

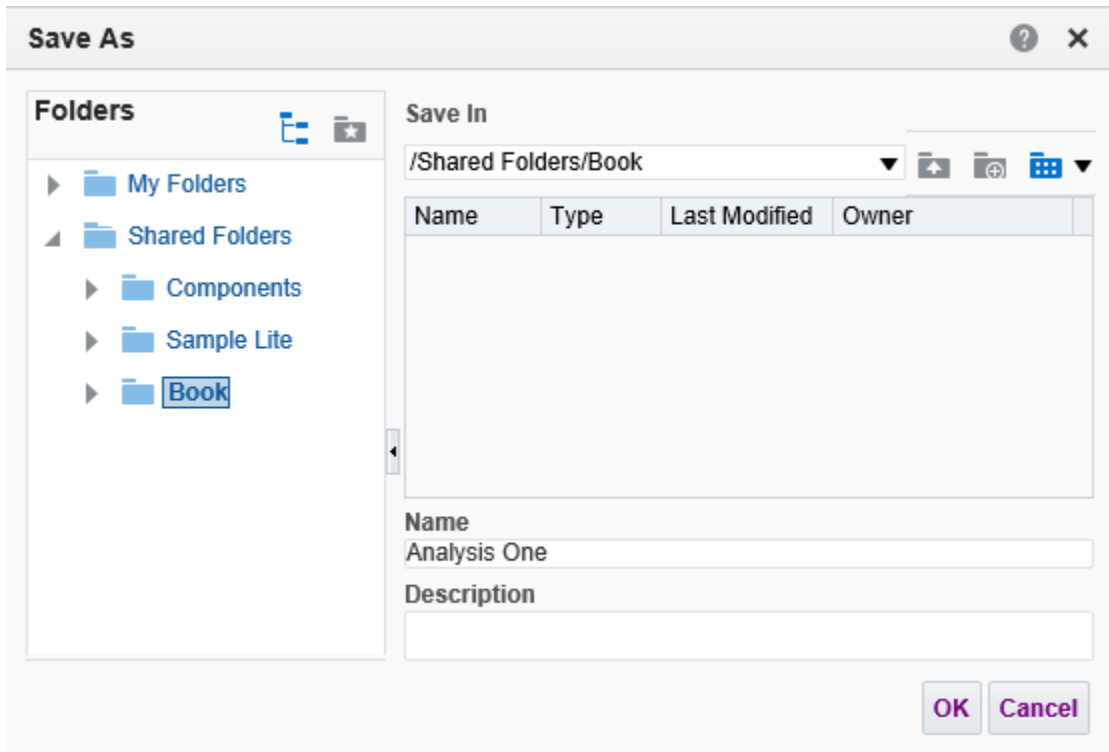
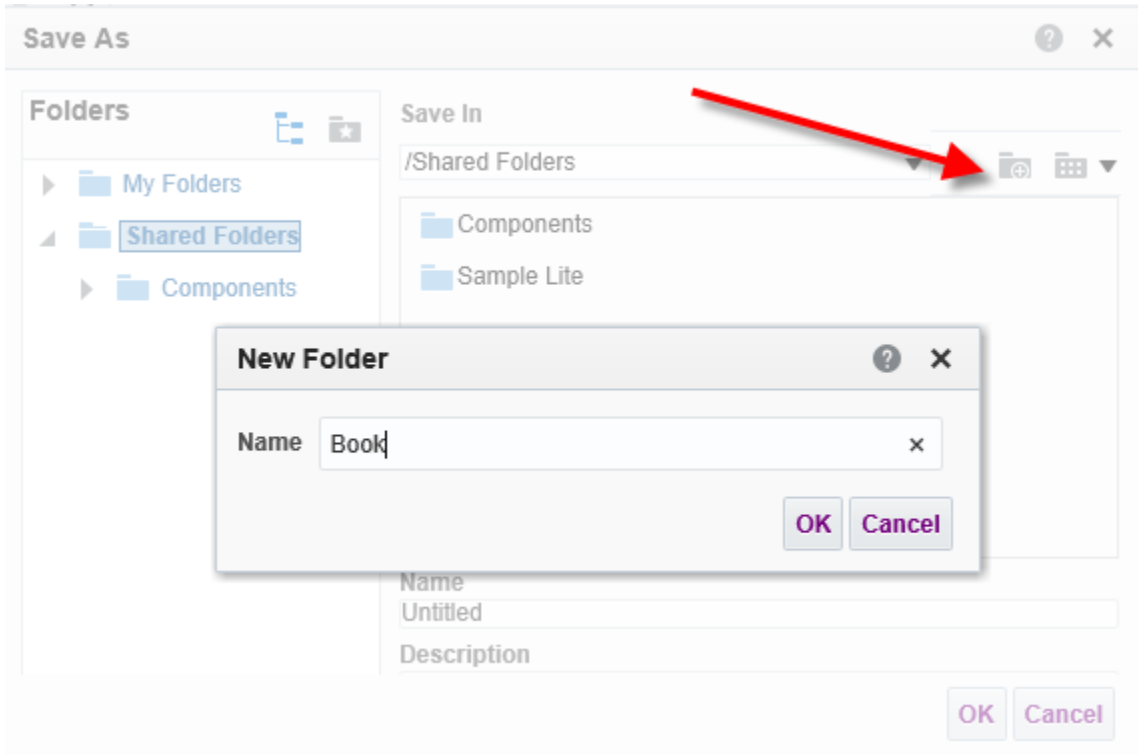
Title [A] [Pencil] [X]

Table [A] [WZ] [Pencil] [X]

Per Name Year	Per Name Month	Revenue
2008	2008 / 01	43,810
	2008 / 02	81,031
	2008 / 03	165,945
	2008 / 04	132,281
	2008 / 05	192,034
	2008 / 06	231,530
	2008 / 07	237,526
	2008 / 08	112,983
	2008 / 09	83,718
	2008 / 10	73,638
	2008 / 11	92,876
	2008 / 12	52,629
2009	2009 / 01	69,461

Graph [A] [WZ] [Pencil] [X]





**Folders**

- My Folders
- Shared Folders
  - Book
  - Components
  - Sample Lite

**Tasks**

Book

Expand	Archive
RSS	Unarchive
Delete	Upload
Copy	Properties
Rename	Permissions
Create Shortcut	

Type All Sort Name A-Z [dropdown] [checkbox] Show More Details

**Analysis One** Last Modified 6/14/2016 9:54:18 PM Owner adrian

[Open](#) [Edit](#) [More](#) [dropdown]

**New Dashboard** [help icon] [close icon]

Choose a name and location for the new dashboard

Name

Description

Location

Content  Add content now  Add content later (Create empty dashboard)



Dashboard One

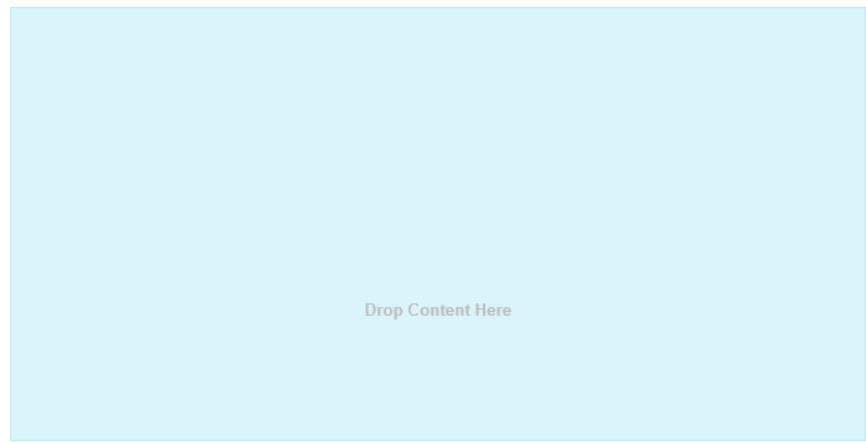
page 1

Dashboard Ob...

- Column
- Section
- Alert Section
- Action Link
- Action Link Menu
- Link or Image
- Embedded Content
- Text
- Folder

Catalog

- Shared Folders



Dashboard One

page 1

Dashboard Ob...

- Column
- Section
- Alert Section
- Action Link
- Action Link Menu
- Link or Image
- Embedded Content
- Text
- Folder

Catalog

- Shared Folders
  - Book
    - Dashboards
    - Analysis One**
    - Components
    - Sample Lite

Column 1

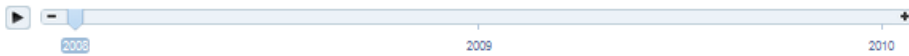
Section 1



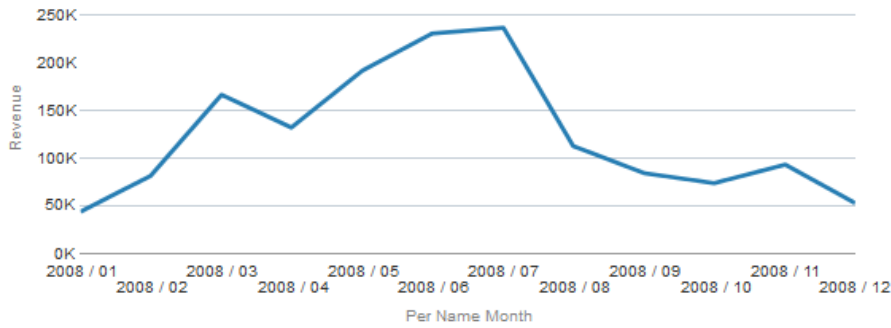


### Analysis One

Per Name Year	Per Name Month	Revenue
2008	2008 / 01	43,810
	2008 / 02	81,031
	2008 / 03	165,945
	2008 / 04	132,281
	2008 / 05	192,034
	2008 / 06	231,530
	2008 / 07	237,526
	2008 / 08	112,983
	2008 / 09	83,718
	2008 / 10	73,638
	2008 / 11	92,876
	2008 / 12	52,629
2009	2009 / 01	69,461



### Revenue



The screenshot shows the Oracle Business Intelligence interface. On the left, the 'Subject Areas' pane contains a tree view with folders like 'Time', 'Products', 'Offices', 'Orders', 'Basic', and 'Calculations'. A green box labeled 'SUBJECT AREA' highlights the 'Products' folder. Below it, the 'Catalog' pane shows 'My Folders' and 'Shared Folders', with a green box labeled 'CATALOG' highlighting the 'Shared Folders' folder. On the right, the 'Selected Columns' pane is empty, with a green box labeled 'COLUMNS' highlighting it. Below that, the 'Filters' pane is also empty, with a green box labeled 'FILTERS' highlighting it. The top navigation bar includes 'Home', 'Catalog', 'Favorites', 'Dashboards', 'New', and 'Open'.

This screenshot shows a context menu for the 'Brand' column. The menu is open over the 'Brand' column in the 'Products' subject area. The menu items are: 'Sort' (with an up/down arrow icon), 'Edit formula' (with a formula icon), 'Column Properties' (with an 'xyz' icon), 'Filter' (with a funnel icon), 'Delete' (with an 'X' icon), and 'Save Column As' (with a save icon).

**Edit Column Formula** [?] [X]

Column Formula | Bins

Folder Heading: Products

Column Heading: Brand

Custom Headings  
 Contains HTML Markup

Aggregation Rule (Totals Row): Default (None) ▾

Available

**Subject Areas** [Search]

- Sample Sales Lite
  - Time
  - Products
  - Offices
  - Orders
  - Base Facts
  - Calculated Facts

Column Formula: "Products"."Brand"

f(...) | Filter... | Column ▾ | Variable ▾ | + | - | x | / | % | ( ) | ||

**Column Properties** [?] [X]

Style | **Column Format** | Data Format | Conditional Format | Interaction | Write Back

**Headings**  Hide

Folder Heading: Products [A]

Column Heading: Brand [A]

Custom Headings  
 Contains HTML Markup

**Value Suppression**

XX	XXXX	XX	XXXX
	XXXX	XX	XXXX
XX	XXXX	XX	XXXX
	XXXX	XX	XXXX

Suppress  Repeat

Save as Default ▾ | OK | Cancel

## Column Properties



Style Column Format Data Format Conditional Format Interaction Write Back



### Font

Family Default (System) ▼

Size

Color  ▼

Style Italic ▼

Effects Default (System) ▼

### Cell

Horizontal Alignment Right ▼

Background Color  ▼

Vertical Alignment Default (Top) ▼

Wrap Text

Image

Select Image

Position Default (System) ▼

### Border

Position Default (System) ▼

Border Style Default (System) ▼



Border Color  ▼

▶ Additional Formatting Options

▶ Custom CSS Style Options (HTML Only)

Save as Default ▼

OK

Cancel

## Column Properties



Style Column Format **Data Format** Conditional Format Interaction Write Back

Override Default Data Format

Date Format 08 June, 2003 ▼

Custom Date Format [FMT:dateShort]

Save as Default ▼

OK

Cancel

## Column Properties

Style Column Format **Data Format** Conditional Format Interaction Write Back

Override Default Data Format

Date Format Custom ▼

Custom Date Format dddd

## New Condition



Column Revenue

Operator is less than ▼

Value 1000|

Add More Options ▼

Clear All

OK

Cancel

Table



Brand	Calendar Date	Day	Revenue
BIZTECH	07 January, 2008	Monday	2,167
	08 January, 2008	Tuesday	1,920
	19 January, 2008	Saturday	3,151
	21 January, 2008	Monday	3,718
	22 January, 2008	Tuesday	245
	23 January, 2008	Wednesday	2,512
	24 January, 2008	Thursday	4,015
	27 January, 2008	Sunday	1,796
	02 February, 2008	Saturday	4,133
	10 February, 2008	Sunday	1,081
	13 February, 2008	Wednesday	5,339
	14 February, 2008	Thursday	4,108
	15 February, 2008	Friday	583
	17 February, 2008	Sunday	3,915

# Column Properties

Style Column Format Data Format Conditional Format **Interaction** Write Back

## Column Heading

Primary Interaction Default (Drill) ▼

## Value

Primary Interaction Action Links ▼

Action Links

Link Text	Action	Show Link

- Do not
- Enable

### New Action Link ...

Link Text Example Link

Action

Show Link  Always  Conditionally



- Navigate to BI Content
- Navigate to a Web Page
- Invoke a Web Service
- Invoke a Java Method
- Invoke a Browser Script
- Invoke Server Script
- Invoke an HTTP Request

Save as D



### New Filter

Column: UPPER(Brand) *fx*

Operator: is equal to / is in

Value:

- BIZTECH
- FUNPOD
- HOMEVIEW

Protect  
 Convert

Search... | [Limited Values] | All Values

OK Cancel

**Analysis Two** Home Catalog Favorites Dashboards New Open Signed In As Adrian

Criteria Results Prompts Advanced

Subject Areas

- Sample Sales Lite
  - Time
  - Products
  - Offices
  - Orders
  - Base Facts
  - Calculated Facts

Selected Columns

Products	Time	Base Facts	Calculated Facts
Brand	Per Name Year	Calendar Date	Day
Revenue	# of Orders		

Filters

UPPER(Brand) is equal to / is in BIZTECH  
AND Per Name Year is greater than 2008

## Compound Layout

Table Properties: Edit Table Properties [A] [edit] [X]

Title: **Analysis Two**

Table Properties: [A] [XYZ] [edit] [X]

Brand	Calendar Date	Day	Revenue	# of Orders	Per Name Year
BIZTECH	08 January, 2009	Thursday	2,507	1	2009
	13 January, 2009	Tuesday	4,566	1	2009
	19 January, 2009	Monday	3,849	1	2009

Table Editing from: "Compound Layout" [Done] [Revert]

Table [edit] [XYZ]

**Layout**

Drag/drop measures, columns and hierarchies to determine table layout.

**Table Prompts** [edit] [XYZ]

Drop here for Table prompts

**Sections** [edit] [XYZ]

Drop here for a sectioned Table

**Table** [edit] [XYZ]

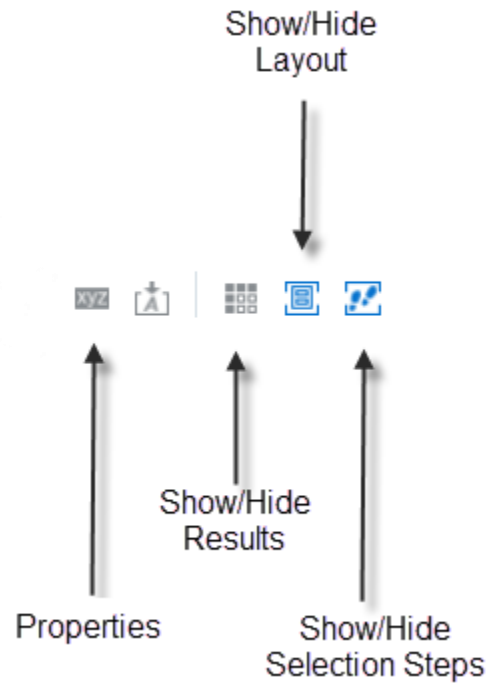
**Columns and Measures** [edit] [XYZ]

Products	Time	Base Facts	Calculated Facts	Time
[Brand] [edit]	[Calendar Date] [edit]	[Day] [edit]	[Revenue] [edit]	[# of Orders] [edit]
[Per Name Year] [edit]				

**Excluded**

Drop here to exclude from this Table only

**Selection Steps**



## Table Properties

### Style

Data Viewing  Fixed headers with scrolling content  
 Content paging

Paging Controls

Rows per Page

Display Folder & Column Headings

Null Values  Include rows with only Null values

Row styling  Enable alternate styling **Aa**

Duplicate values  Repeat in each row

Master-Detail  Listen to Master-Detail Events



Event Channels


## Layout

Drag/drop measures, columns and hierarchies to determine table layout.

### Table Prompts $\Sigma$ xyz

Time

 Per Name Year 




### Sections $\Sigma$ xyz

Drop here for a sectioned Table



### Table xyz

#### Columns and Measures $\Sigma$ xyz



Products

 Brand   $\Sigma$



Time

 Calendar Date   $\Sigma$

Base Facts



 Revenue 

Calculated Facts

 # of Orders 

### Excluded

Time

 Day 



Table



Per Name Year 2010 ▼

Products	Time	Base Facts	Calculated Facts
Brand	Calendar Date	Revenue	# of Orders
BIZTECH	16 January, 2010	3,129	1
	17 January, 2010	9,692	2
	22 January, 2010	4,058	1
	25 January, 2010	988	1
	28 January, 2010	4,490	1

Rows 1 - 5



- Best Visualization
- Recommended Visualization for ▶
- Title
- Table
- Pivot Table
- Performance Tile
- Treemap
- Heat Matrix
- Trellis ▶
- Graph ▶
- Gauge ▶
- Funnel ▶
- Map
- Filters
- Selection Steps
- Other Views ▶

- Bar ▶
  - Recommended Subtype
  - Vertical
  - Horizontal
  - Stacked Vertical
  - Stacked Horizontal
  - 100% Stacked Vertical
  - 100% Stacked Horizontal
- Line
- Area
- Pie
- Line-Bar ▶
- Time Series Line
- Pareto
- Scatter
- Bubble
- Radar
- Waterfall

### Graph properties

General | Style | Scale | Titles and Labels

Canvas Width  Pixels

Canvas Height  Pixels

Legend  ▼

Zoom and Scroll  Enable for Horizontal Axis  
 Enable for Vertical Axis

Master-Detail  Listen to Master-Detail Events

Event Channels

Null Values  Include Null values

Animation  Animate graph on Display

OK Cancel

Pivot Table

Brand	2008	2009	2010	Revenue
BizTech	658,692	821,826	1,019,482	2,500,000
FunPod	542,613	556,666	400,721	1,500,000
HomeView	298,695	321,508	379,797	1,000,000
<b>Grand Total</b>	<b>1,500,000</b>	<b>1,700,000</b>	<b>1,800,000</b>	<b>5,000,000</b>



## Layout

Drag/drop measures, columns and hierarchies to determine pivot table layout.













### Pivot Table Prompts

Drop here for Pivot prompts

### Sections

Drop here for a sectioned Pivot

### Pivot Table

		Columns  
	Measure Labels	 
	Time	 Per Name Year 
Rows  	Measures	
Products	Base Facts	
 Brand 	 Revenue 	

### Excluded

Drop here to exclude from this Pivot only

**B***i*u**Line Break** Contains HTML MarkupPrefix Narrative Row separator Rows to display Postfix 

### Summary

**BizTech** Sales in **2008** were \$658,692

---

**BizTech** Sales in **2009** were \$821,826

---

**BizTech** Sales in **2010** were \$1,019,482

for more details see the Sales Dashboard.


### Insert Filter

#### Subject Areas

- More Product Objects
  - Product Number
  - Product
  - Product Type
  - LOB
  - Brand**
- Offices
- Orders

Replace the selection with this statement:

```
FILTER("Base Facts"."Revenue" USING filter_expressions)
```

Double click a field from the left tree to add a column filter expression to **filter\_expressions**. Brand is equal to / is in BizTech

## Performance Tile

### Layout

#### Measure

Variance

#### Labels

##### Name

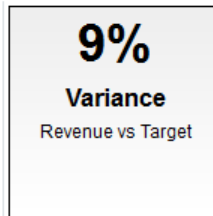
Variance

Use measure name

##### Description

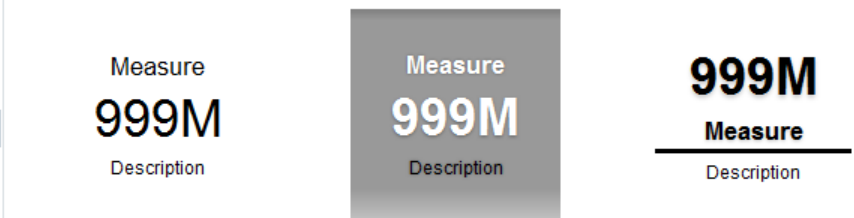
Revenue vs Target

Use measure description



#### Styles

Small  Medium  Large



## Compound Layout

Title [A] [edit] [close]

**Analysis Four**

Table [A] [xyz] [edit] [close]

Revenue	Biztech Revenue	BizTech Target	Variance
1,500,000	658,692	580,456	13%

Performance Tile [A] [xyz] [edit] [close]

**13%**  
**Variance**  
Revenue vs Target

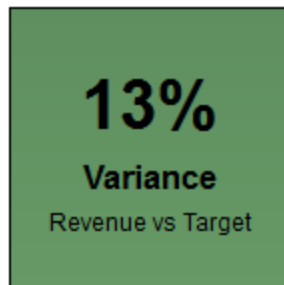
Title [A] [edit] [close]

### Analysis Four

Table [A] [xyz] [edit] [close]

Revenue	Biztech Revenue	BizTech Target	Variance
1,500,000	658,692	580,456	13%

Performance Tile [A] [xyz] [edit] [close]



## Edit Prompt: Choose Year



Prompt For Column "Time"."Per Name Year" *fx*

Label Choose Year

Custom Label

Description

Operator is equal to / is in

User Input List Box

### Options

General

More

List Box Values All Column Values

Enable user to select multiple values

Require user input

Limit values by All Prompts

Auto Fill  None  
 First Available Value

Default selection Specific Values

2009

Set a variable None

OK Cancel

## Recent

---

### Dashboards



QuickStart - Sales Summary  
Open Edit More ▼



Dashboard One - page 1  
Open Edit More ▼

### Others



Analysis Five  
Open Edit More ▼



Analysis Two  
Open Edit More ▼



Analysis Four  
Open Edit More ▼



Analysis Three  
Open Edit More ▼

**New Filter** ? ×

Column  *fx*

Operator  ▼

New Prompt:



Prompt For Column "Time"."Per Name Year" *fx*

Label Per Name Year

Custom Label

Description

Operator is equal to / is in

User Input Choice List

Options

General More

Choice List Values All Column Values

Include "All Column Values" choice in the list

Enable user to select multiple values

Enable user to type values

Require user input

Limit values by All Prompts

Auto Fill  None  First Available Value

Default selection Specific Values +X

2010

Set a variable None

OK Cancel

**Dashboard One** Home Catalog Favorites Dashboards New Open Signed In As Adrian

page 1 Page Two **Page Three** Preview Run


**Dashboard Obj...**

**Catalog**


- Shared Folders
  - Book
    - Dashboards
      - Analysis Five
      - Analysis Four
      - Analysis One
      - Analysis Six
      - Analysis Three
      - Analysis Two
      - Prompt One
    - Components
    - Sample Lite

Column 1

Section 1



Prompt One



Analysis Six  
Compound View

**Dashboard One** Home C

page 1 Page Two **Page Three**

\* Per Name Year  ▼

▼

**Analysis Six**

Per Name Year	Per Name Qtr	Revenue
2008	2008 Q1	290,786
	2008 Q2	555,845
	2008 Q3	434,226
	2008 Q4	219,143



### Compound Layout

#### Column 1

#### Section 1

Analysis Seven  
Year Layout


- Default Compound View
- Compound Layout 1
- Title 1
- Table 1
- Year Totals Table
- Revenue Lines Graph
- ✓ Year Layout
- Title 2
- Graph Revenue Layout
- Title 3

- Display Results
- Report Links...
- Show View
- Rename...
- Edit Analysis



Column 1

Section 1



Analysis Seven  
Graph Revenue Layout

XYZ X

- Embedded in Section
- Link - Within the Dashboard
- Link - In a Separate Window

- Display Results ▶
- Report Links...
- Show View ▶
- Rename...

---

- Edit Analysis

**Report Links** ? X

Inherit Page Settings  Customize

Analyze  Edit

Export  Refresh

Add to Briefing Book  Print

Copy

OK Cancel

View Selector

Done

Revert



Caption  Aa

Caption Position  ▼

Available Views

Views Included

- Title
- Year Totals Table
- Revenue Lines Graph
- Title:2
- Title:3



- Year Layout
- Graph Revenue Layout
- Table**



Select View:  ▼

Title (2)

**Analysis Seven**

Year Totals Table

Per Name Year	Revenue	Target Revenue
2008	1,500,000	1,348,053
2009	1,700,000	1,543,986
2010	1,800,000	1,607,961
<b>Grand Total</b>	<b>5,000,000</b>	<b>4,500,000</b>

Select View: Year Layout

### Analysis Seven

Per Name Year	Revenue	Target Revenue
2008	1,500,000	1,348,053
2009	1,700,000	1,543,986
2010	1,800,000	1,607,961
<b>Grand Total</b>	<b>5,000,000</b>	<b>4,500,000</b>

# Analysis Eight

Criteria Results Prompts Advanced

## Subject Areas

- Sample Sales Lite
  - Time
  - Products
  - Offices
  - Orders
  - Base Facts
  - Calculated Facts

## Catalog

List All

- My Folders
- Shared Folders
  - Book
    - Dashboards
- Components
- Sample Lite



## Selected Columns

Time	Base Facts
Per Name Month	Revenue


## Filters


Per Name Month is equal to / is in 2011 / 12  
AND Revenue is less than 100000

### New Condition

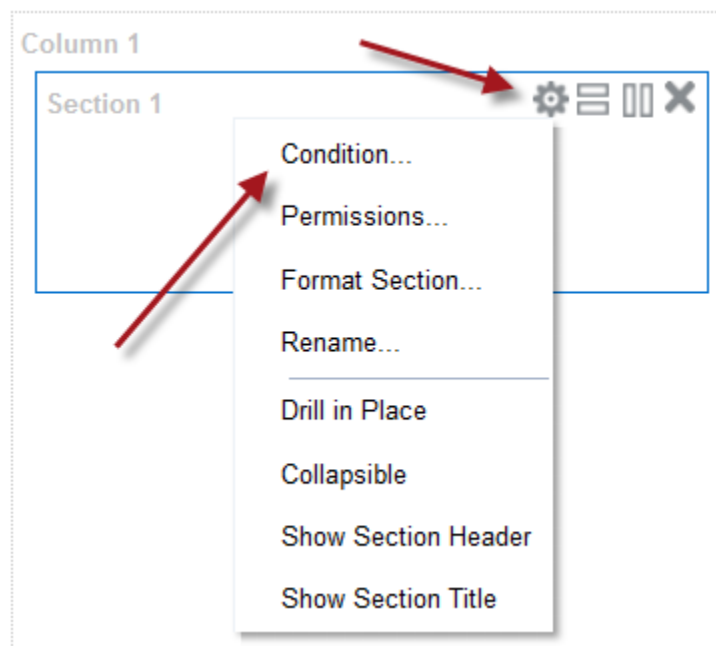
Select the data that the Condition will be based on and define how the Condition will evaluate to "True".

Create condition based on



Condition Data  /Shared Folders/Book/Analysis Eight

Parameters  

True If Row Count



### Section Condition

Condition   

**Text Properties** ? ×

Enter text and formatting tags below to include on your Dashboard.

**B** *i* u **Line Break**  Contains HTML Markup

```
<font color=Red>
[b]Sales are below 100,000[/b]
</font>
```


**Preview**

**Sales are below 100,000**


**OK** **Cancel**


Column 1

**Section 1**

  
Text 1  
<font color=Red> [b]Sales are below 100,000[/b] </font>

**Section 2**

  
Prompt Two

  
Analysis Eight  
Compound View

### Column Properties

Style Column Format Data Format Conditional Format **Interaction** Write Back

**Column Heading**

Primary Interaction Default (Drill) ▼

**Value**

Primary Interaction Send Master-Detail Events ▼

Specify channel salesyear

Save as Default ▼ OK Cancel

### Graph properties

General Style Scale Titles and Labels

Canvas Width 640 Pixels

Canvas Height 330 Pixels

Legend Default (Right) ▼

Zoom and Scroll  Enable for Horizontal Axis  
 Enable for Vertical Axis

Master-Detail  Listen to Master-Detail Events

Event Channels salesyear

Null Values  Include Null values

Animation  Animate graph on Display

OK Cancel

Title



## Analysis Ten

Table



Per Name Year	Brand	Revenue	SUM of Revenue BY Year	SUM of Revenue	% of Year	% of Total
2008	BizTech	658,692	1,500,000	5,000,000	44%	13%
	FunPod	542,613	1,500,000	5,000,000	36%	11%
	HomeView	298,695	1,500,000	5,000,000	20%	6%
<b>2008 Total</b>		<b>1,500,000</b>	<b>1,500,000</b>	<b>5,000,000</b>	<b>100%</b>	<b>30%</b>
2009	BizTech	821,826	1,700,000	5,000,000	48%	16%
	FunPod	556,666	1,700,000	5,000,000	33%	11%
	HomeView	321,508	1,700,000	5,000,000	19%	6%
<b>2009 Total</b>		<b>1,700,000</b>	<b>1,700,000</b>	<b>5,000,000</b>	<b>100%</b>	<b>34%</b>
2010	BizTech	1,019,482	1,800,000	5,000,000	57%	20%
	FunPod	400,721	1,800,000	5,000,000	22%	8%
	HomeView	379,797	1,800,000	5,000,000	21%	8%
<b>2010 Total</b>		<b>1,800,000</b>	<b>1,800,000</b>	<b>5,000,000</b>	<b>100%</b>	<b>36%</b>
<b>Grand Total</b>		<b>5,000,000</b>	<b>5,000,000</b>	<b>5,000,000</b>	<b>100%</b>	<b>100%</b>



Title

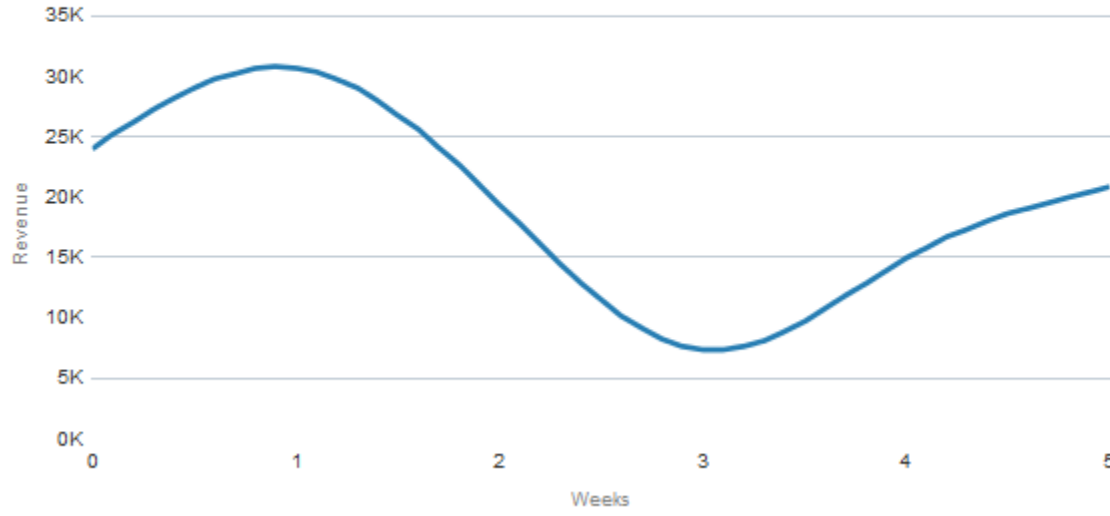


## Analysis Eleven

Graph



Revenue



Criteria Results Prompts Advanced

Subject Ar... [Icons]

- Sample Sales Lite
  - Time
  - Products
  - Offices
  - Orders
  - Base Facts
  - Calculated Facts

Selected Columns

Time	Base Facts
Per Name Year	Revenue SUM of Revenue BY Year SUM of Revenue

Selection Steps

List: ALL

Measures

- Base Facts - Revenue
- Base Facts - SUM of Revenue BY Year
- Base Facts - SUM of Revenue
- Base Facts - % of Total
- Base Facts - % of Year

Time - Per Name Year

- Start with all members
- Then, New Step...

Products - Brand

- Start with all members
- Then, New Step...

Catalog [Icons]

List All

- My Folders
- Shared Folders

Context menu for 'Then, New Step...' with options: Select Members, Add Groups or Calculated Items, Apply a Condition, Select Existing Groups and Calcula..., New Group, New Calculated Item.

Title

### Analysis Thirteen

SharedColumnExample

Office_Group	Revenue
A to G	2,438,502
H-Q	1,466,324
R-Z	1,095,173
<b>Grand Total</b>	<b>5,000,000</b>

- Edit Dashboard
- Print
- Export to Excel
- Refresh
- Add To Briefing Book
- Create Bookmark Link
- Create Prompted Link
- Apply Saved Customization
- Save Current Customization...
- Edit Saved Customizations...
- Clear My Customization

### Analysis Properties

Results Display | **Interactions** | Data

Views Run-time Options




- All Interactions
- Drill(when not a primary interaction)
- Move Columns
- Sort Columns
- Add/Remove Values
- Create/Edit/Remove Groups
- Create/Edit/Remove Calculated Items
- Display/Hide Sub-totals
- Display/Hide Running Sum
- Include/Exclude Columns







Restore Admin Settings | OK | Cancel

# Chapter 9: Agents and Action Framework



The screenshot shows the Oracle Enterprise Manager Fusion Middleware Control 12c interface. At the top, the Oracle logo and 'Enterprise Manager Fusion Middleware Control 12c' are visible. The user is logged in as 'biadmin' in the 'WebLogic Domain'. The instance name is 'biinstance' and it is a 'Business Intelligence Instance'. The current date and time are '05-Feb-2017 11:21:48 GMT'. The 'Information' section states: 'All configuration changes require the BI Instance restart to take effect.' The navigation tabs include 'Overview', 'Availability', 'Configuration', 'Diagnostics', and 'Security'. Under 'Configuration', there are sub-tabs for 'General', 'Performance', 'Presentation', and 'Mail'. The 'Mail' tab is active, showing the 'Mail' configuration page. The page title is 'Mail' and it includes an 'Apply' button. The instructions state: 'Use this page to configure the Mail Server settings used by Oracle BI Agents.' The configuration fields are: SMTP server (obi12cbook.info), Port (25), Display name of sender (OBIEE Bikeshop Analytics Delivery), Email address of sender (ldapadmin@obi12cbook.info), Username (ldapadmin), Password (masked with dots), Confirm password (masked with dots), Number of retries upon failure (0), Maximum recipients (enter zero for no maximum) (0), and Addressing method (To selected, Blind Copy Recipient (Bcc) unselected).






-  **Analysis and Interactive Reporting**  
Analysis | Dashboard | More ▾
-  **Mobile Application**  
Mobile App
-  **Published Reporting**  
Report | Report Job | More ▾
-  **Actionable Intelligence**  
Agent | Action
-  **Performance Management**  
Scorecard | KPI | KPI Watchlist
-  **Marketing**  
Segment | Segment Tree | List Format

	<b>Analysis Ten</b> Last Modified 10/1/2016 2:39:00 PM Owner Adrian demonstrating Calculations Open Edit More ▾
	<b>Analysis Thirteen</b> Last Modified Open Edit More ▾
	<b>Analysis Three</b> Last Modified 8/2 Open Edit More ▾

-  Open
-  Edit
-  Print
-  Export
-  Add to Briefing Book
-  Schedule

**ORACLE OBIEE 12c Book** Search   [Advanced](#) [Administration](#) [Help](#) [Sign Out](#)

**Untitled Agent** Home | Catalog | Favorites ▾ | Dashboards ▾ |  New ▾ |  Open ▾ | Signed In As **biadmin** ▾

**Delivers Agent**     

**Overview**


General Normal Priority, Use Specified User's Credentials: biadmin  
 Schedule Not Scheduled  
 Condition Analysis Ten  
 Delivery Content /Shared Folders/Book/Analysis Ten

Recipients Specific recipients  
 Destinations Home Page and Dashboard, Devices in active Delivery Profile  
 Actions If Condition True: <none selected>  
 If Condition False: <none selected>

**General** | Schedule | Condition | Delivery Content | Recipients | Destinations | Actions

Set the priority level for this Agent as well as options for impersonating a different user at runtime.

Priority  High  
 Normal  
 Low


Run As  Recipient  
 Specified user  

**General** | **Schedule** | Condition | Delivery Content | Recipients | Destinations | Actions


When do you want the Agent to be scheduled to run?

Enabled

Frequency  ▾

Start   Default

Re-run Agent Every  1 Minutes

Until   Default

General | Schedule | **Condition** | Delivery Content | Recipients | Destinations | Actions

Use a condition to specify whether the Agent delivers its content and runs associated actions.

Settings  Do not use a condition (always deliver content and run actions)  
 Use a condition

Condition ROWCOUNT('Analysis Ten') > 0

Based on /Shared Folders/Book/Analysis Ten

Settings  Do not use a condition (always deliver content and run actions)

**Test** ✕

**The condition evaluates to True**

analysis Ten') > 0

Book/Analysis Ten

General | Schedule | Condition | **Delivery Content** | Recipients | Destinations | Actions

Specify the content to deliver with the Agent

Subject

Content

Format

Delivery  Deliver results directly  
 Deliver as attachment

Attachment Note

If Condition is False  Deliver this message

There is currently no new data for Brand Revenue. Please check other sources if you feel this agent message was sent in error.

Cheers,  
Oracle BI 12c Book Team

General Schedule Condition Delivery Content **Recipients** Destinations Actions

### Direct Agent Recipients

Specify who will receive this Agent.

**Select Recipients**

Show All + ✕

Name
biadmin
christian

**Use Analysis**

Get Recipients from the Analysis Used in the Agent Condition

Analysis

**Publish for Subscription**

Enable this Agent to be published and determine which users can subscribe to this Agent.

Publish Agent for subscription  Allow subscribers to customize Agent

### Direct Agent Recipients

Specify who will receive this Agent.

Select Recipients

Show All

Name
biadmin
christian

#### Enter Email Address

Email address for content delivery (separate multiple addresses with commas):

haroun@obi12cbook.info

OK

Cancel

General Schedule Condition Delivery Content Recipients **Destinations** Actions

Specify where this Agent will be delivered.

User Destinations

- Home Page and Dashboard
- Devices
  - Active Delivery Profile
  - Specific Devices (will override a user's Active Delivery Profile)
    - Email
    - Pager
    - Digital Phone
    - Handheld Device

General Schedule Condition Delivery Content Recipients Destinations **Actions**

Specify any actions to invoke when the Agent completes.

**Agent Condition True or No Condition Exists**

Actions

Name	Inv

- Invoke a Web Service
- Invoke a Java Method
- Invoke Server Script
- Invoke an HTTP Request
- Invoke Agent

Content Condition Analysis Browse Customize Clear

**Agent Successful**

The Agent Chapter 9, has run successfully.

OK

Inbox

Get Messages Write Chat Address Book Tag Quick Filter Search <Ctrl+K>

christian@obi12cbook.info

Inbox (1) Deleted Local Folders Deleted Outbox

Unread Starred Contact Tags Attachment Filter these messages <Ctrl+Shift+K>

Subject	From	Date
How's the book coming along	haroun	05/02/2017 11:21
Current Update - Brand by Revenue	OBIEE Bikeshop Analytics Delivery	05/02/2017 14:20
Current Update - Brand by Revenue	OBIEE Bikeshop Analytics Delivery	06/03/2017 20:28
<b>Current Update - Brand by Revenue</b>	<b>OBIEE Bikeshop Analytics Delivery</b>	<b>06/03/2017 20:33</b>

Reply Reply All Forward Archive Junk Delete More

From: OBIEE Bikeshop Analytics Delivery <ldapadmin@obi12cbook.info>

Subject: **Current Update - Brand by Revenue** 05/02/2017 14:20

To: haroun@obi12cbook.info, Me

**Analysis Ten**

Per Name Year	Brand	Revenue	SUM of Revenue BY Year	SUM of Revenue	% of Year	% of Total
2008	BizTech	658,692	1,500,000	5,000,000	44%	13%
	FunPod	542,613	1,500,000	5,000,000	36%	11%
	HomeView	298,695	1,500,000	5,000,000	20%	6%
<b>2008 Total</b>		<b>1,500,000</b>	<b>1,500,000</b>	<b>5,000,000</b>	<b>100%</b>	<b>30%</b>
2009	BizTech	821,826	1,700,000	5,000,000	48%	16%
	FunPod	556,666	1,700,000	5,000,000	33%	11%
	HomeView	321,508	1,700,000	5,000,000	19%	6%
<b>2009 Total</b>		<b>1,700,000</b>	<b>1,700,000</b>	<b>5,000,000</b>	<b>100%</b>	<b>34%</b>
2010	BizTech	1,019,482	1,800,000	5,000,000	57%	20%
	FunPod	400,721	1,800,000	5,000,000	22%	8%
	HomeView	379,797	1,800,000	5,000,000	21%	8%
<b>2010 Total</b>		<b>1,800,000</b>	<b>1,800,000</b>	<b>5,000,000</b>	<b>100%</b>	<b>36%</b>
<b>Grand Total</b>		<b>5,000,000</b>	<b>5,000,000</b>	<b>5,000,000</b>	<b>100%</b>	<b>100%</b>





Alerts

- Current Update - Brand by Revenue Normal 2/5/2017 1:30:30 PM GMT+01:00 View | Clear | More



Recent



Alert



Current Update - Brand by Revenue

Priority Normal

Delivered 3/6/2017 8:33:18 PM GMT+01:00

Recurrence 2

Source Agent Chapter 9

Analysis Ten - Original

Per Name Year	Brand	Revenue	SUM of Revenue BY Year	SUM of Revenue	% of Year	% of Total
2008	BizTech	658,692	1,500,000	5,000,000	44%	13%
	FunPod	542,613	1,500,000	5,000,000	36%	11%
	HomeView	298,695	1,500,000	5,000,000	20%	6%
<b>2008 Total</b>		<b>1,500,000</b>	<b>1,500,000</b>	<b>5,000,000</b>	<b>100%</b>	<b>30%</b>
2009	BizTech	821,826	1,700,000	5,000,000	48%	16%
	FunPod	556,666	1,700,000	5,000,000	33%	11%
	HomeView	321,508	1,700,000	5,000,000	19%	6%

Clear Alert OK

### Column Properties

Style Column Format Data Format Conditional Format **Interaction** Write Back

**Column Heading**

Primary Interaction: Default (Drill) ▼

**Value**

Primary Interaction: Action Links ▼

Action Links + ✎ ✕

Link Text	Action	Show Link
Add Menu Action Links		

Do not display in a popup if only one action link is available at runtime

Enable on Totals

Save as Default ▼ OK Cancel

Value:

Primary Interaction: Action Links ▼

Action Links + ✎ ✕

Link Text	Action	Show Link
Add Menu Action Links		

Do not display in a popup if only one action link is available at runtime

Enable on Totals

**New Action Link ...** ? ✕

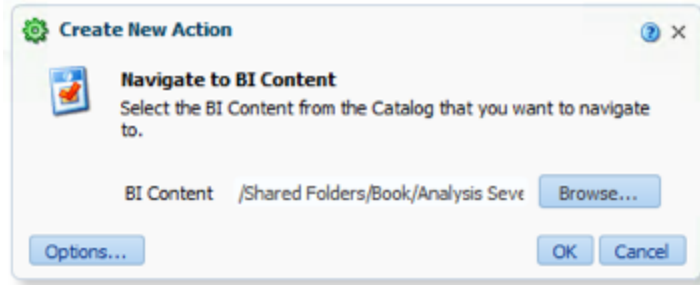
Link Text:

Action:

Show Link:  Always  Conditionally

- Navigate to BI Content
- Navigate to a Web Page
- Invoke a Web Service
- Invoke a Java Method
- Invoke a Browser Script
- Invoke Server Script
- Invoke an HTTP Request

Save as Default ▼



### Analysis Ten

Per Name Year	Brand	Revenue	SUM of Revenue BY Year	SUM of Revenue	% of Year	% of Total
2008	BizTe	1,500,000	1,500,000	5,000,000	44%	13%
	FunP	1,500,000	1,500,000	5,000,000	36%	11%
	HomeView	298,695	1,500,000	5,000,000	20%	6%
<b>2008 Total</b>		<b>1,500,000</b>	<b>1,500,000</b>	<b>5,000,000</b>	<b>100%</b>	<b>30%</b>
2009	BizTech	821,826	1,700,000	5,000,000	48%	16%
	FunPod	556,666	1,700,000	5,000,000	33%	11%

### Analysis Seven

Per Name Year	Brand	Product	Revenue	Target Revenue
2008	BizTech	V5x Flip Phone	112,742	95,908
		CompCell RX3	57,256	46,973
		Touch-Screen T5	102,482	98,861
		KeyMax S-Phone	76,029	68,501
		SoundX Nano 4Gb	102,606	91,887
		MicroPod 60Gb	125,403	105,893
		Bluetooth Adaptor	42,077	40,043
		MP3 Speakers System	40,098	32,390
	FunPod	MPEG4 Camcorder	115,434	109,606

### Compound Layout

Title [Copy] [Edit] [Close]

**Analysis Ten**

Table [Copy] [Table] [Edit] [Close]

Office	Revenue	SUM of Revenue BY Year	SUM of Revenue	% of Year	% of Total
Montgomery Office	220,143	5,000,000	5,000,000	4%	4%
Blue Bell Office	302,022	5,000,000	5,000,000	6%	6%
Foster Office	303,581	5,000,000	5,000,000	6%	6%
Glenn Office	176,968	5,000,000	5,000,000	4%	4%
Tellaro Office	212,298	5,000,000	5,000,000	4%	4%
Madison Office	228,250	5,000,000	5,000,000	5%	5%
Eden Office	247,448	5,000,000	5,000,000	5%	5%
Sherman Office	343,863	5,000,000	5,000,000	7%	7%
Casino Office	304,065	5,000,000	5,000,000	6%	6%

**Create New Action**

**Navigate to a Web Page**  
Enter the URL you want this action to display.

URL  [Define Parameters](#)

**Define Parameters**  
To embed a parameter value anywhere within the URL, use the token @{Name} where 'Name' is the value specified in the Name column below. There is no limit to the number of parameters that can be embedded.

Name	Prompt	Value	Fixed	Hidden	Optional
<input type="text" value="1"/>	<input type="text"/>	<input type="text" value="Value"/> <ul style="list-style-type: none"> <li>Value</li> <li>Session Variable</li> <li>Repository Variable</li> <li>Column Value</li> </ul>	<input checked="" type="checkbox"/>	<input checked="" type="checkbox"/>	<input type="checkbox"/>

Value	Fixed	Hidden	Optional
<input type="text" value="Column Value"/> <ul style="list-style-type: none"> <li>SUM("Base Facts"."Revenue")</li> <li>("Base Facts"."Revenue"/SUM("Base Facts"."Revenue"))*100.0</li> <li>("Base Facts"."Revenue"/SUM("Base Facts"."Revenue" by "Time"."Per Name Year"))*100.0</li> <li>"Products"."Brand"</li> <li>"Offices"."Office"</li> </ul>	<input checked="" type="checkbox"/>	<input checked="" type="checkbox"/>	<input type="checkbox"/>

**Edit Action Link**

Link Text

Action

Show Link  Always  Conditionally

Conditions

- Revenue
- SUM of Revenue BY Year
- SUM of Revenue
- % of Total
- % of Year
- Office
- More Columns ...

**New Condition** ? X

Column Revenue

Operator is greater than or equal to ▼

Value 250000

Add More Options ▼
Clear All

## ORACLE Business Intelligence

### Analysis Ten

Office	Revenue	SUM of Revenue BY Year	SUM of Revenue	% of Year	% of Total
Montgomery Office	220,143	5,000,000	5,000,000	4%	4%
Blue Bell Office	302,022	5,000,000	5,000,000	6%	6%
Foster Office	303,581	5,000,000	5,000,000	6%	6%
Glenn Office	176,968	5,000,000	5,000,000	4%	4%
Tellaro Office	212,298	5,000,000	5,000,000	4%	4%
Madison Office	228,250	5,000,000	5,000,000	5%	5%
Eden Office	247,448	5,000,000	5,000,000	5%	5%
Sherman Office	343,863	5,000,000	5,000,000	7%	7%
Casino Office	304,065	5,000,000	5,000,000	6%	6%
Merrimon Office	234,278	5,000,000	5,000,000	5%	5%
Perry Office	290,749	5,000,000	5,000,000	6%	6%
Eiffel Office	353,699	5,000,000	5,000,000	7%	7%
Spring Office	369,523	5,000,000	5,000,000	7%	7%
Mills Office	292,520	5,000,000	5,000,000	6%	6%
College Office	172,104	5,000,000	5,000,000	3%	3%



Spring Office



[All](#) [Images](#) [Maps](#) [Shopping](#) [Videos](#) [More](#) [Settings](#) [Tools](#)

About 506,000,000 results (0.42 seconds)

### Spring « Office Shoes Blog

[www.office.co.uk/blog/tag/spring/](http://www.office.co.uk/blog/tag/spring/)

Here are just some of our faves where smart shoes for men are looking hot and twinning in ankle boots for girls is the way to go for Spring. Head to our New In ...

### Images for Spring Office



[→ More images for Spring Office](#)

[Report images](#)

# Chapter 10: Developing Reports Using BI Publisher

**ORACLE** Business Intelligence

Home

## Create...



Data Exploration & Discovery  
[Visual Analyzer Projects](#)



Analysis and Interactive Reporting  
[Analysis](#) [Dashboard](#) [More](#) ▼



Mobile Application  
[Mobile App](#)



Published Reporting  
[Report](#) [Report Job](#) [More](#) ▼



Actionable Intelligence  
[Agent](#) [Action](#)



Performance Management  
[Scorecard](#) [KPI](#) [KPI Watchlist](#)



Marketing  
[Segment](#) [Segment Tree](#) [List Format](#)

Administration

Oracle Business Intelligence Product Version 12.2.1.1.0 (Build BIPS-20160604082456 64-bit)  
Oracle BI Server Data Source AnalyticsWeb  
Available Paging Memory (MB) 2986  
Available Virtual Address Space (MB) 134216879  
Maintenance Mode is currently off.

Security

[Manage Privileges](#)  
Manage privileges and rights given to users and groups.

Session Management

[Manage Sessions](#)  
View Oracle Business Intelligence session information including active users and queries.  
[Manage Agent Sessions](#)  
View Agent session information including Agent state and recipients.

Maintenance and Troubleshooting

[Manage Device Types](#)  
Create, edit, view or delete Device Types.  
[Toggle Maintenance Mode](#)  
Maintenance Mode is currently off.  
[Reload Files and Metadata](#)  
Reload XML message files, refresh server metadata, and clear caches.  
[Reload Log Configuration](#)  
Reload the logging configuration after update.  
Default  
[Issue SQL](#)  
Issue SQL directly to Oracle BI Server.  
[Scan and Update Catalog Objects That Require Updates](#)  
Scan the catalog and update any objects that were saved with earlier versions of Oracle Business Intelligence.

Map Data Management

[Manage Map Data](#)  
Manage layers, background maps and images.

Marketing

[Manage Marketing Jobs](#)  
View background marketing jobs and database cache result sets.  
[Manage Marketing Defaults](#)  
Manage the default settings such as Default Campaign Load Format and Default Global Audience for Marketing.

BI Publisher

[Manage BI Publisher](#)  
Manage BI Publisher data sources, scheduler configuration, delivery destinations, and runtime properties.

BI Mobile App Designer

[Manage BI Mobile App Designer](#)  
Manage BI Mobile App Designer data sources, server configuration, runtime properties, and plugins.

BI Search

[Configure Crawl](#)  
Setup BISEarch Data Model and Web Catalog crawl.  
[Monitor Crawl](#)  
Monitor and Stop Data Model and Web Catalog crawls.



## Data Sources

- JDBC Connection
- JNDI Connection
- File
- LDAP Connection
- OLAP Connection
- Web Service Connection
- HTTP Connection
- Content Server

## System Maintenance

- Server Configuration
- Scheduler Configuration
- Scheduler Diagnostics
- Report Viewer Configuration
- Manage Cache
- Manage Job Diagnostics Log

## Security Center

- Security Configuration
- Roles and Permissions
- Digital Signature

## Runtime Configuration

- Properties
- Font Mappings
- Currency Formats

## Delivery

- Delivery Configuration
- Printer
- Fax
- Email
- WebDAV
- HTTP
- FTP
- Content Server
- CUPS Server
- Document Cloud Services

## Integration

- Oracle BI Presentation Services

## Authorization




Security Model

Fusion Apps Security

Security Center

Number of rows displayed per page 10 ▼

Role Name  Search

Role Name	Description	Add Data Sources
BI Consumer	Users granted this role can consume content but are restricted in what they can create.	
BI Content Author	Users with this role can create most types of content.	
BI Service Administrator	This role confers privileges required to administer the sample application.	

General

Data Source Name AdventureDb

\* Driver Type Microsoft SQL Server 2008 ▼

\* Database Driver Class weblogic.jdbc.sqlserver.SQLServerDriver

(Example: oracle.jdbc.OracleDriver )

\* Connection String jdbc:weblogic:sqlserver://localhost:1433;DatabaseName=AdventureW  
orksDW2014

Use System User

\* Username obiee\_sa

Password ●●●●●●

Pre Process Function

Post Process Function

Use Proxy Authentication

Test Connection

## Security

Allow Guest Access

Allowed User

Available Roles

BI Consumer  
BI Service Administrator

 Move

 Move All

 Remove

 Remove All

Allowed Roles

BI Content Author









## Administration

Home Catalog Favorites ▾

### Data Sources

JDBC JNDI File LDAP OLAP Web Services HTTP Content Server

Add Data Source





Data Source Name	Directory	Delete
demo files	\${xdo.server.config.dir}/repository/DemoFiles	
Samples Data Files	\${xdo.server.config.dir}/repository/DemoFiles	

## Security Center

Security Configuration Roles and Permissions Digital Signature

Number of rows displayed per page 10 ▾

Role Name  Search

Role Name	Description	Add Data Sources
BI Consumer	Users granted this role can consume content but are restricted in what they can create.	 
BI Content Author	Users with this role can create most types of content.	
BI Service Administrator	This role confers privileges required to administer the sample application.	





## Database Connections

Available Data Sources

demo

---

▼




 Move  
 Move All  
 Remove  
 Remove All

Allowed Data Sources

AdventureDb  
Oracle BI EE

---

▼





## File Directories

Available Data Sources

---

---

▼





 Move  
 Move All  
 Remove  
 Remove All

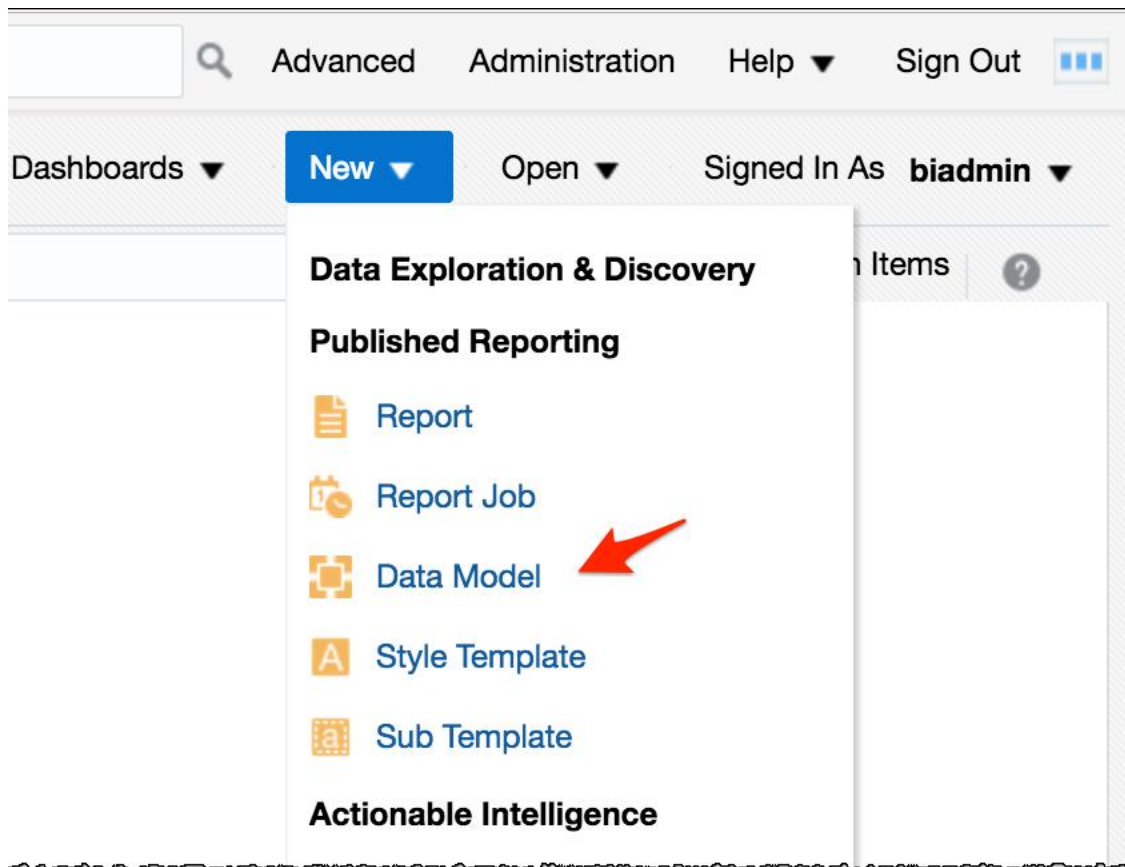
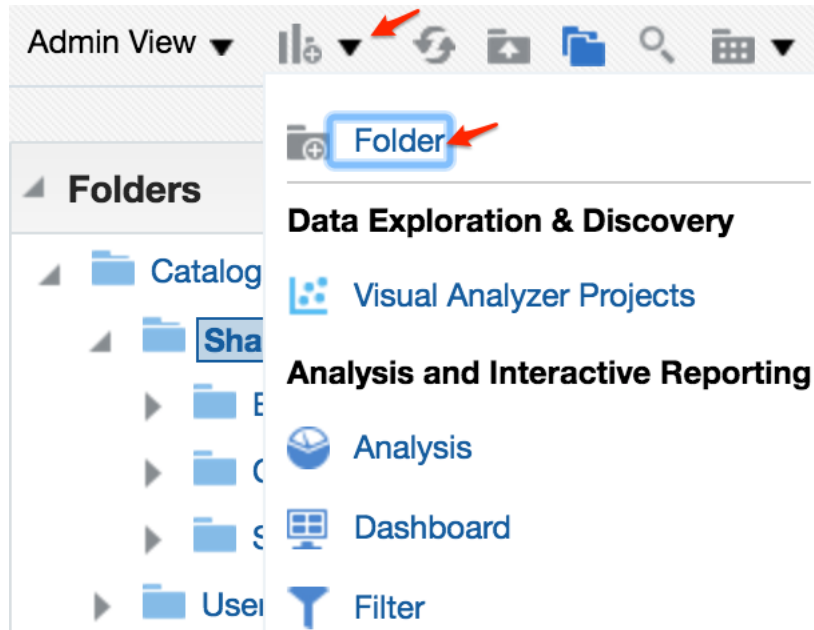
Allowed Data Sources




Samples Data Files  
demo files

---

▼




Manage Private Data Sources | View Data | Create Report |   

**Data Model**

**Properties**

Description: Finance


Default Data Source: AdventureDb 

- Properties
- ▲ Data Sets
- ▲ Event Triggers
- ▲ Flexfields

# Finance1

**Data Model**

**Properties**

- ▲ Data Sets 
- ▲ Event Triggers
- ▲ Flexfields
- ▲ List of Values
- ▲ Parameters
- ▲ Bursting

## Data Model

### Properties

- ▲ **Data Sets**
- ▲ Event Triggers
- ▲ Flexfields
- ▲ List of Values
- ▲ Parameters
- ▲ Bursting













## Diagram

Structure

Data

Code



-  SQL Query 
-  LDAP Query
-  MDX Query
-  Oracle BI Analysis
-  HTTP (XML Feed)
-  View Object
-  Web Service
-  CSV File
-  Microsoft Excel File
-  XML File
-  Content Server

**New Data Set - SQL Query**

Name:

Data Source: AdventureDb (Default)

Type of SQL: Standard SQL

SQL Query:

Query Builder

Generate Explain Plan OK Cancel

Catalog AdventureWorksDW2014

Model Conditions SQL Results 10

Schema dbo

Search

- AdventureWorksDWBuildVersion
- DatabaseLog
- DimAccount
- DimCurrency
- DimCustomer
- DimDate
- DimDepartmentGroup
- DimEmployee
- DimGeography
- DimOrganization
- DimProduct
- DimProductCategory
- DimProductSubcategory
- DimPromotion
- DimReseller

**DimOrganization**

<input type="checkbox"/>	OrganizationKey	#
<input type="checkbox"/>	ParentOrganizationKey	#
<input type="checkbox"/>	PercentageOfOwnership	A
<input checked="" type="checkbox"/>	OrganizationName	A
<input type="checkbox"/>	CurrencyKey	#

**FactFinance**

<input type="checkbox"/>	FinanceKey	#
<input type="checkbox"/>	DateKey	#
<input type="checkbox"/>	OrganizationKey	#
<input type="checkbox"/>	DepartmentGroupKey	#
<input type="checkbox"/>	ScenarioKey	#
<input type="checkbox"/>	AccountKey	#

**DimScenario**



Diagram **Structure** Data Code

+ | ✎ ✕

Global Level Functions ⚙️

Drop here for aggregate function

**G\_1** ⚙️

DepartmentGroupName	A	⚙️
CalendarYear	#	⚙️
null	#0	⚙️

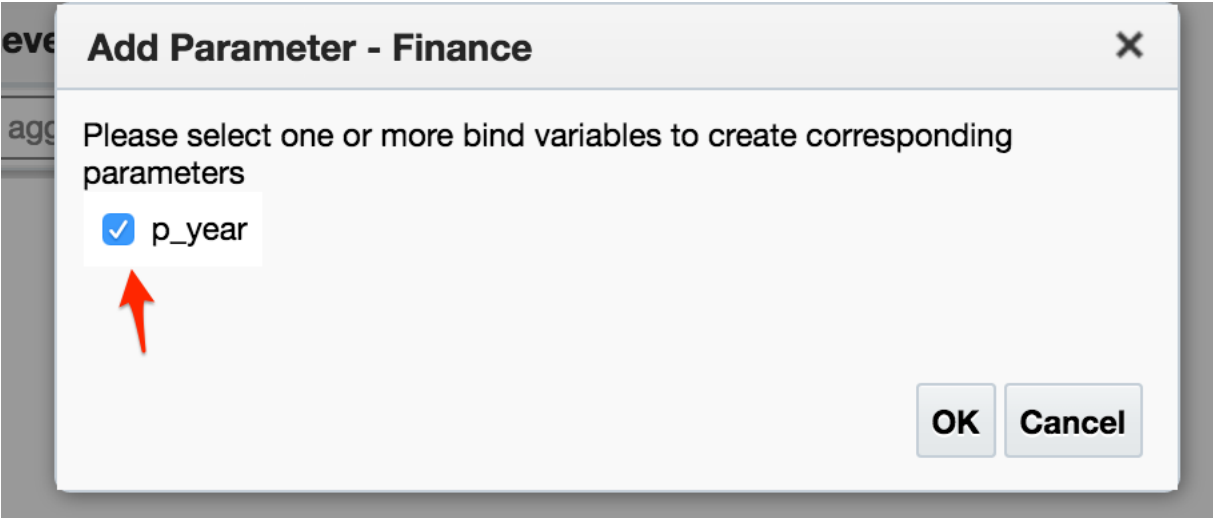
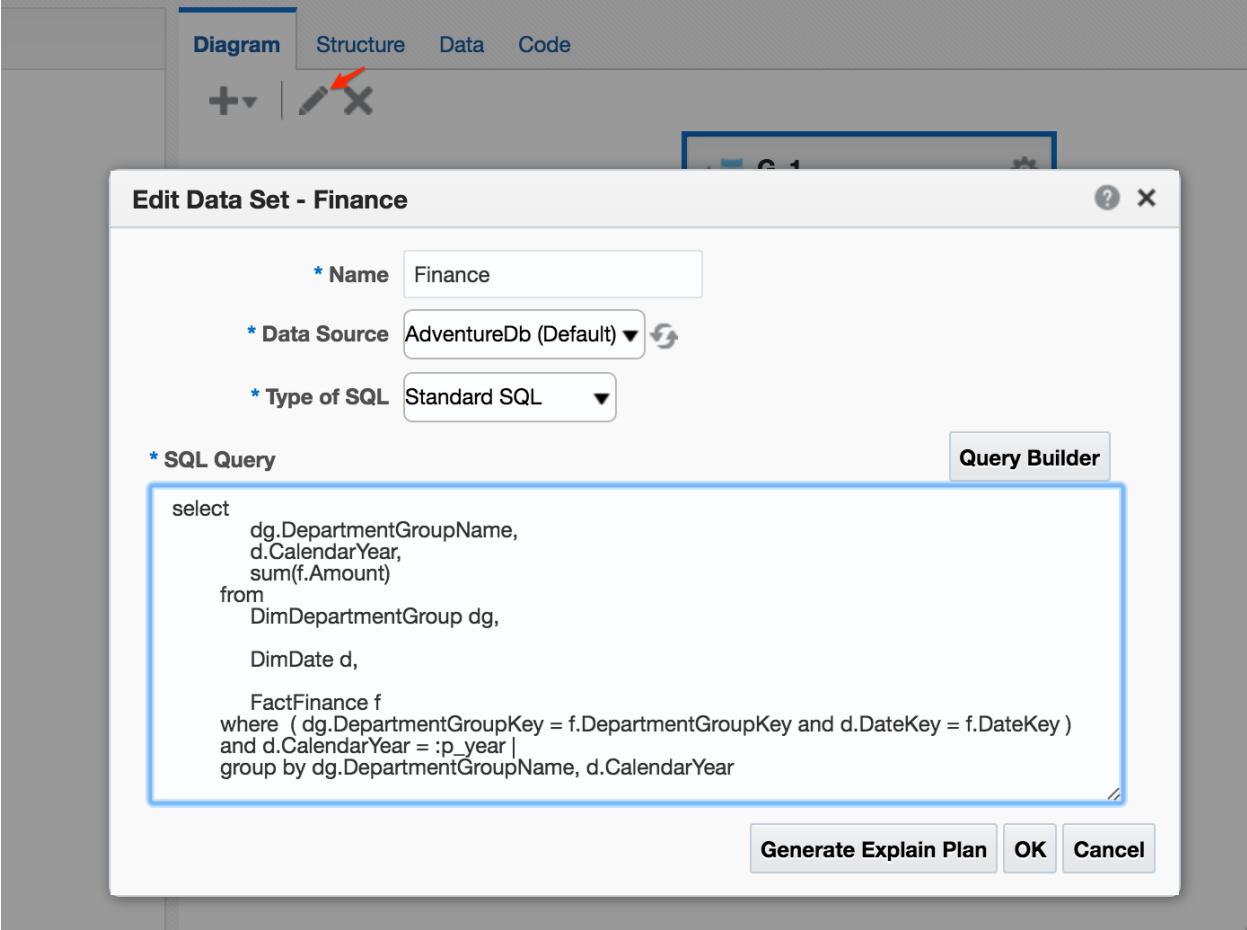
Drop here for aggregate function

Diagram **Structure** Data Code

Table View | Output

Data Source	XML View			Business View		Info
	XML Tag Name	Sorting	Value If Null	Display Name	Data Type	
Report Data						
Data Structure	DATA_DS					
Finance	G_1					
<span style="color: purple;">A</span> DepartmentGroupName	DepartmentGroup!			DepartmentGroup	<span style="color: purple;">A</span>	
<span style="color: blue;">#</span> CalendarYear	CalendarYear			CalendarYear	<span style="color: blue;">#</span>	
<span style="color: purple;">#0</span>	null			Revenue	<span style="color: purple;">#0</span>	





**Parameters**

+ X

*Name	Data Type	Default Value	Parameter Type	Row Placement	Reorder
p_year	String		Text	1	▲ ▼

**p\_year: Type: Text**

Display Label

Text Field Size

Options  Text field contains comma-separated values

**Data Model**

**List of Values**

+ X

*Name	Type	Data Source	Reorder
LOV_YEAR	Fixed Data		▲ ▼

**LOV\_YEAR: Type: Fixed Data**

*Label	*Value
2007	2007
2008	2008
2009	2009
2010	2010
2011	2011
2012	2012
2013	2013

**Data Model**

Properties

- Data Sets
  - Finance
- Event Triggers
- Flexfields
- List of Values
  - LOV\_YEAR
- Parameters
  - p\_year**
- Bursting

### Parameters

Name	Data Type	Default Value	Parameter Type	Row Placement	Reorder
p_year	Integer	2006	Menu	1	

**p\_year: Type: Menu**

Display Label:

List of Values:

Number of Values to Display in List:

Options

- Multiple Selection
- Can select all
- Refresh other parameters on change




Manage Private Data Sources | **View Data** | Create Report |   

Diagram Structure **Data** Code

Year

Rows  **View** **Export** | Save As Sample Data | View Engine Log

Diagram Structure **Data** Code

2013

Rows 50 View Export Save As Sample Data View Engine Log

DATA\_DS

P\_YEAR (2013)

- ▲ G\_1
  - DEPARTMENTGROUPNAME (Quality Assurance)
  - CALENDARYEAR (2013)
  - NULL (264281.2)
- ▲ G\_1
  - DEPARTMENTGROUPNAME (Corporate)
  - CALENDAR...
  - NULL (749...
- ▲ G\_1
  - DEPARTM...
  - CALENDAR...
  - NULL (4.0908517071E8)

**Info**

Saved as Sample Data

OK

**Data Model**

**Properties**

- ▲ Data Sets
  - Finance
- ▲ Event Triggers
- ▲ Flexfields
- ▲ List of Values
- LOV\_YEAR
- ▲ Parameters
  - p\_year

**XML Output Options**

- Include Parameter Tags
- Include Empty Tags for Null Elements
- Include Group List Tag

**XML Tag Display** Upper Case

**Attachment**

Sample Data [sample.xml](#)

Schema

Data Files

Search All [input] [magnifying glass] Advanced Administration Help [dropdown] Sign Out [three dots]

Home Catalog Favorites [dropdown] Dashboards [dropdown] **New [dropdown]** Open [dropdown] Signed In As **biadmin** [dropdown]

**Manage Private Data Sources**

Instance Level [dropdown]  
Instance Level [dropdown]  
Instance Level [dropdown] SQL Trace Name [input]

Enable Backup Connection  
 Switch to Backup Data Source when Primary Data Source is unavailable  
 Use Backup Data Source only

Include Parameter Tags  
Include Empty Tags for Null Elements  
Include Group List Tag

Upper Case [dropdown]

sample.xml [input] Delete

- Data Exploration & Discovery**
  - Visual Analyzer Projects
- Analysis and Interactive Reporting**
  - Analysis
  - Dashboard
  - Filter
  - Dashboard Prompt
  - Condition
- Mobile Application**
  - Mobile App
- Published Reporting**
  - Report [dropdown]

Select Data Select Layout Create Chart Create 2nd Chart Create Table Save Report

**Use Data Model** **Upload Spreadsheet** **Use Subject Area**

**Create a report using an existing Data Model**

Data Model [input] [magnifying glass]

**How do you want to create your report?**

Guide Me  Use Report Editor

Previous Next Cancel Finish

Data Model Finance1 🔍 + Parameters Properties View Report


**Basic Templates**


- Blank (Portrait)
- Blank (Landscape)
- Header and Footer (Portrait)
- Header and Footer (Landscape)


**Shared Templates**

- Chart
- Table
- Chart and Table
- Dashboard
- iPhone
- Oracle Header Footer (Portrait)
- Oracle Header Footer (Landscape)
- 2 Dimensional Analysis (Landscape)

**Upload or Generate Layout**

 Upload RTF, PDF, Excel, Flash, XSL Stylesheet, or eText template file.  
Upload

 Generate RTF layout based on selected Data Model.  
Generate



### Auto Generate Layout ✕


\* Template Name

**Generate** **Cancel**

Data Model Finance1 🔍 + Parameters Properties **View Report** 📄 📊 ?

[View Thumbnails](#) | [View a list](#)

**Add New Layout**



Revenue per Group  
[Edit](#) | [Properties](#) | [Delete](#)

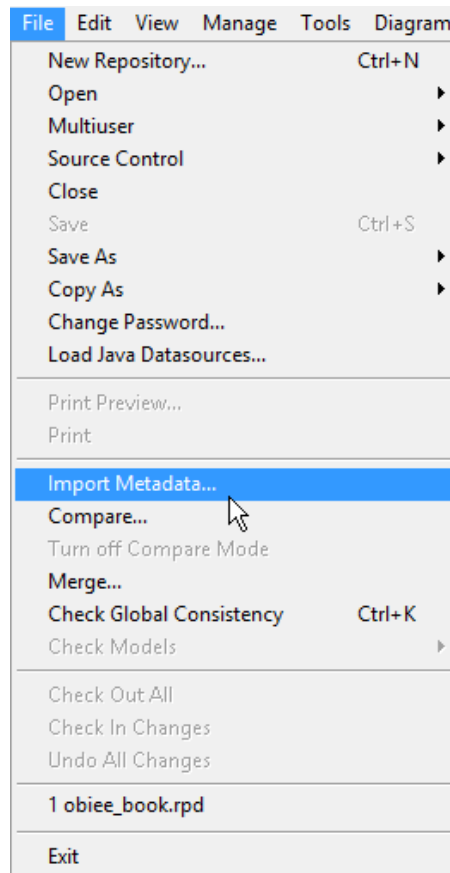
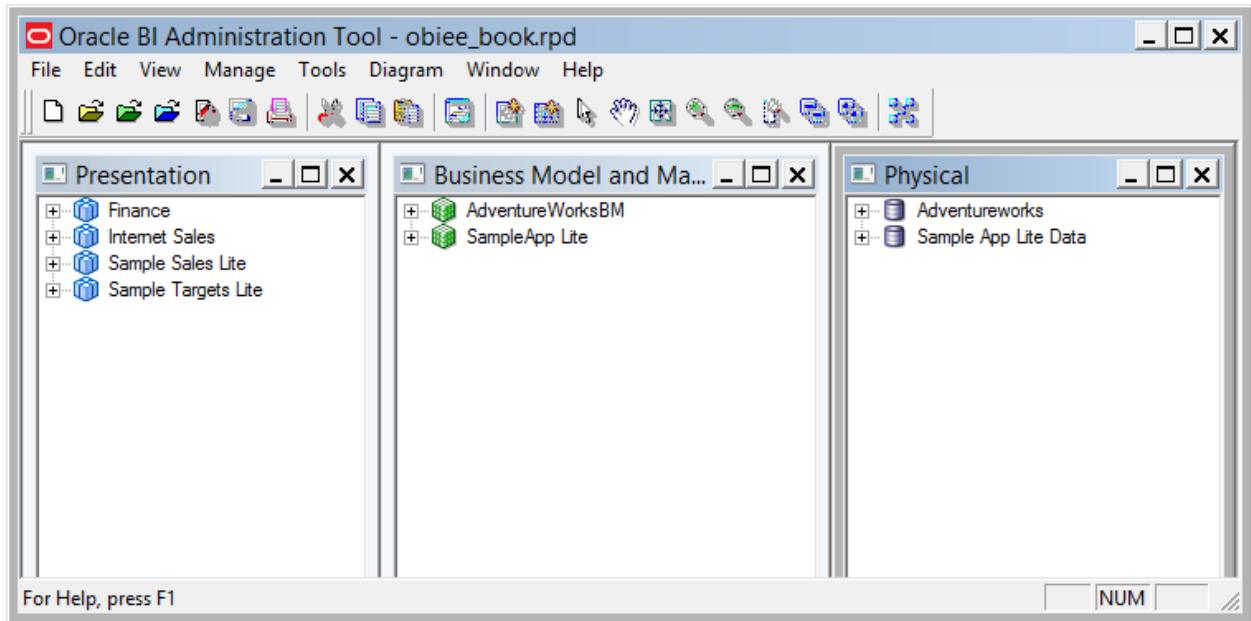
Year 2013 ▾ **Apply**

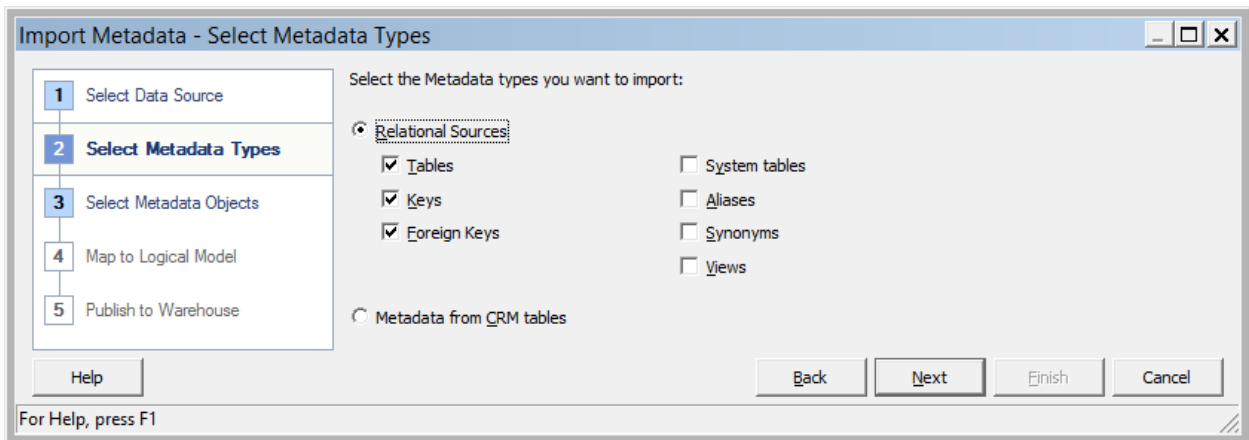
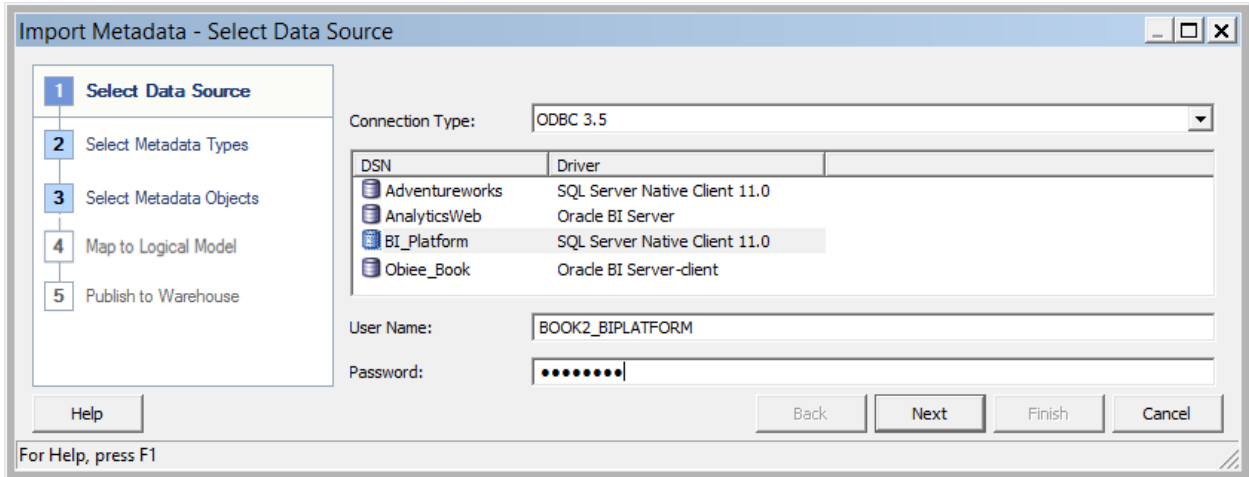
**Revenue per Group**

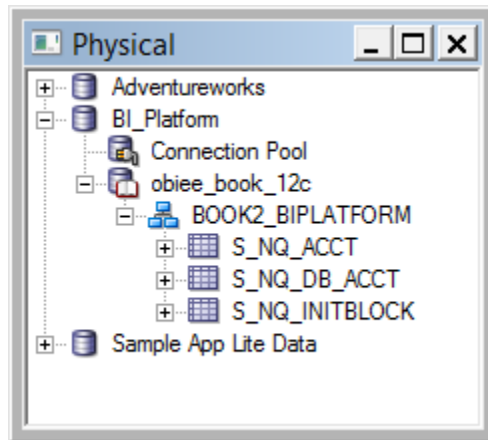
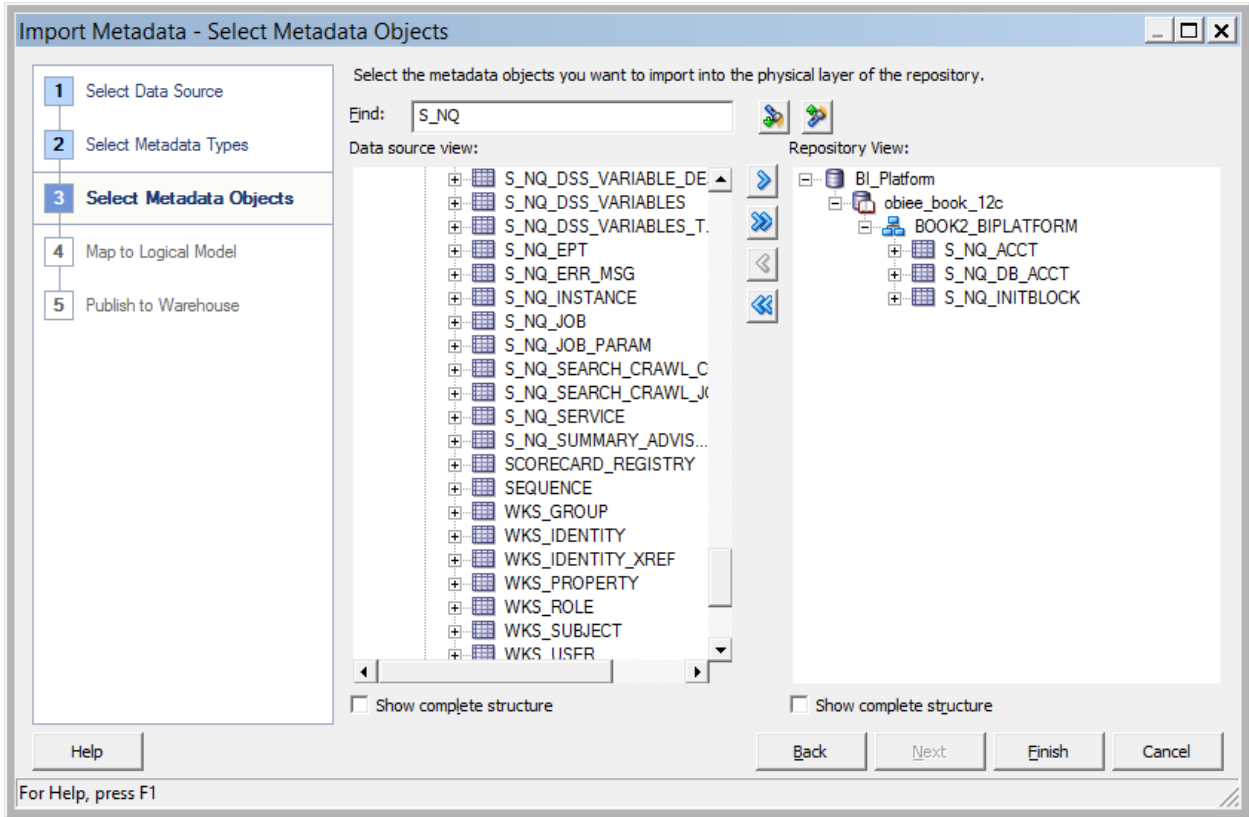
DepartmentGroupName	CalendarYear	Revenue
Quality Assurance	2013	264281.2000
Corporate	2013	7497631.5000
Sales and Marketing	2013	409085170.7100
Manufacturing	2013	548683.9800
Research and Development	2013	74122673.8900
Inventory Management	2013	34623729.3700
Executive General and Administration	2013	15836808.8700

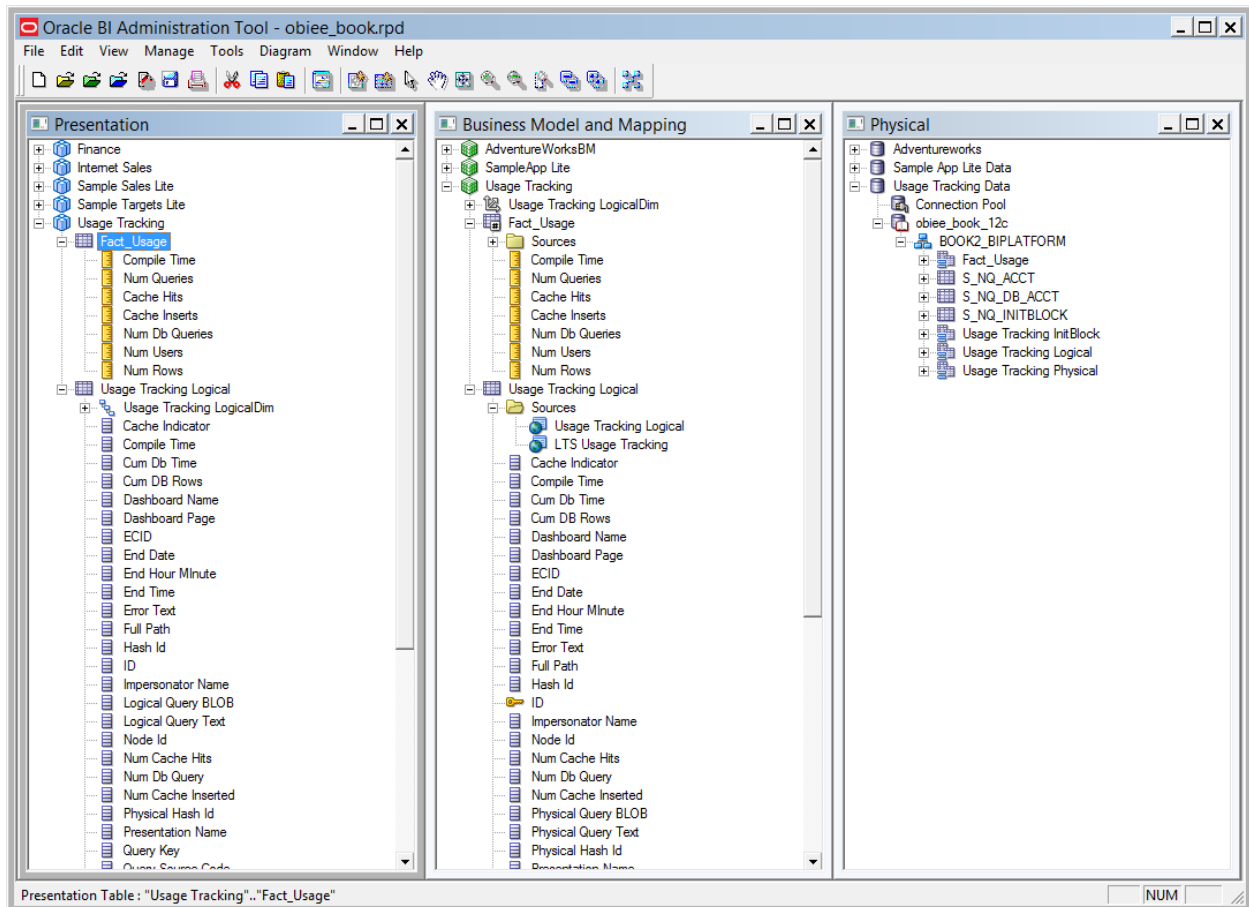


# Chapter 11: Usage Tracking









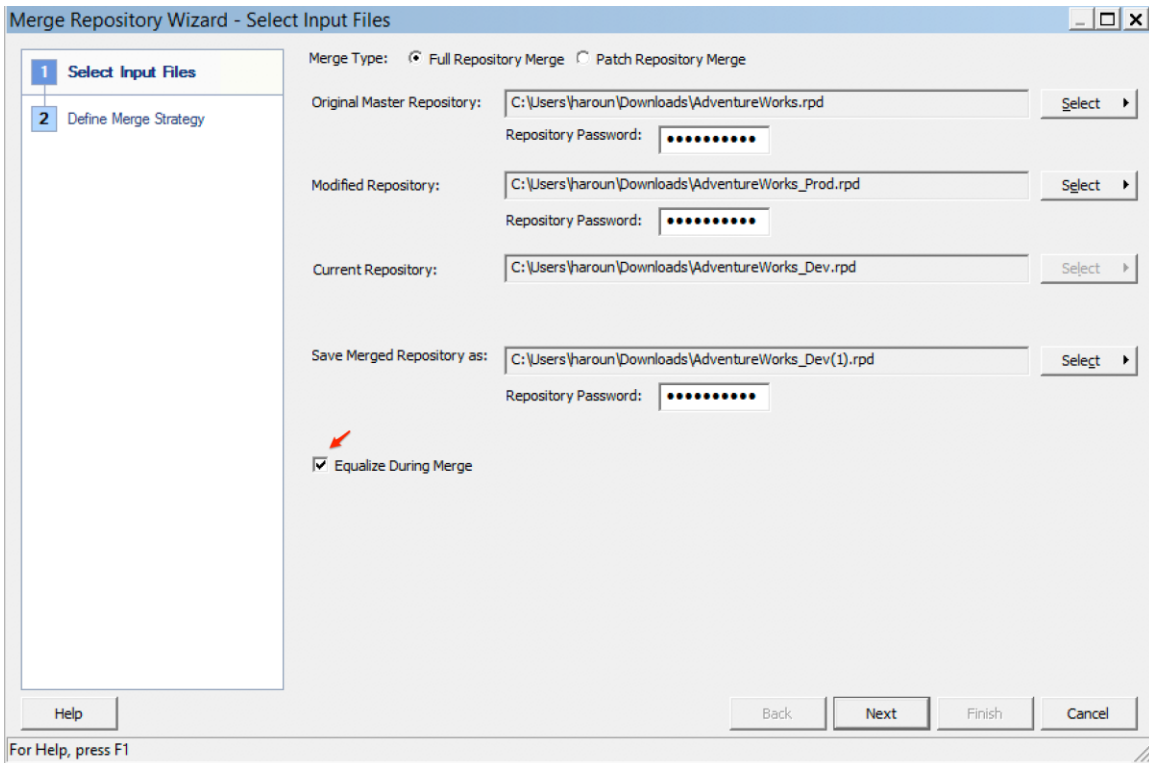
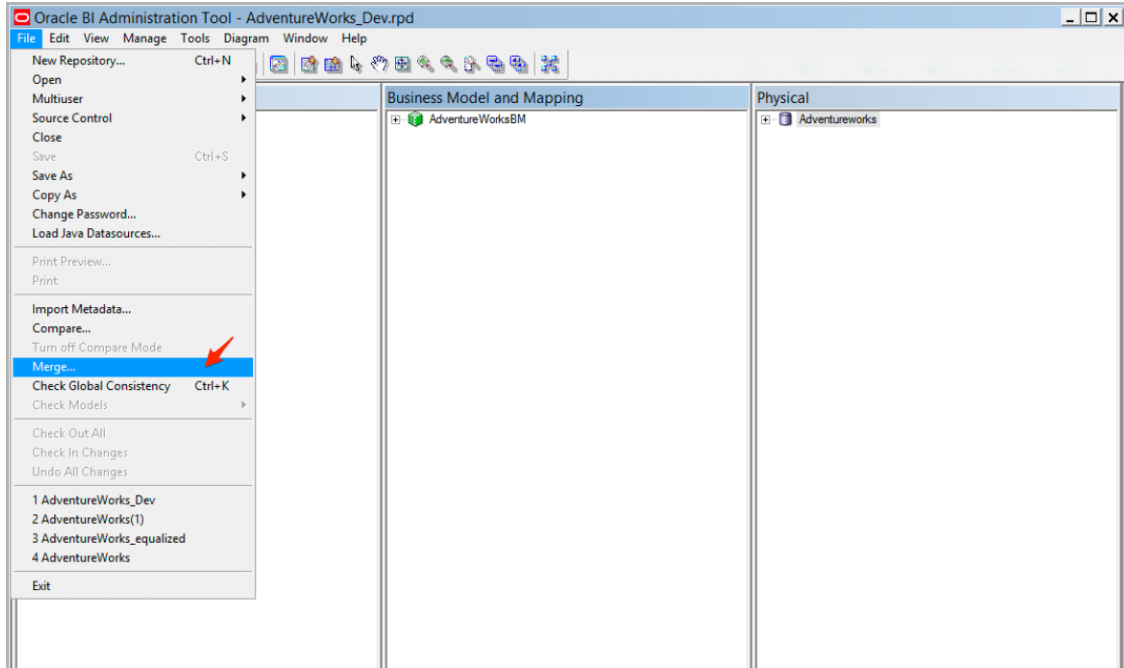
```
[USAGE_TRACKING]

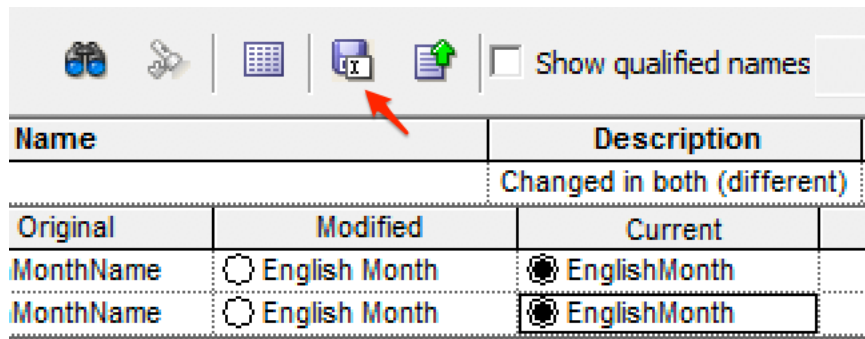
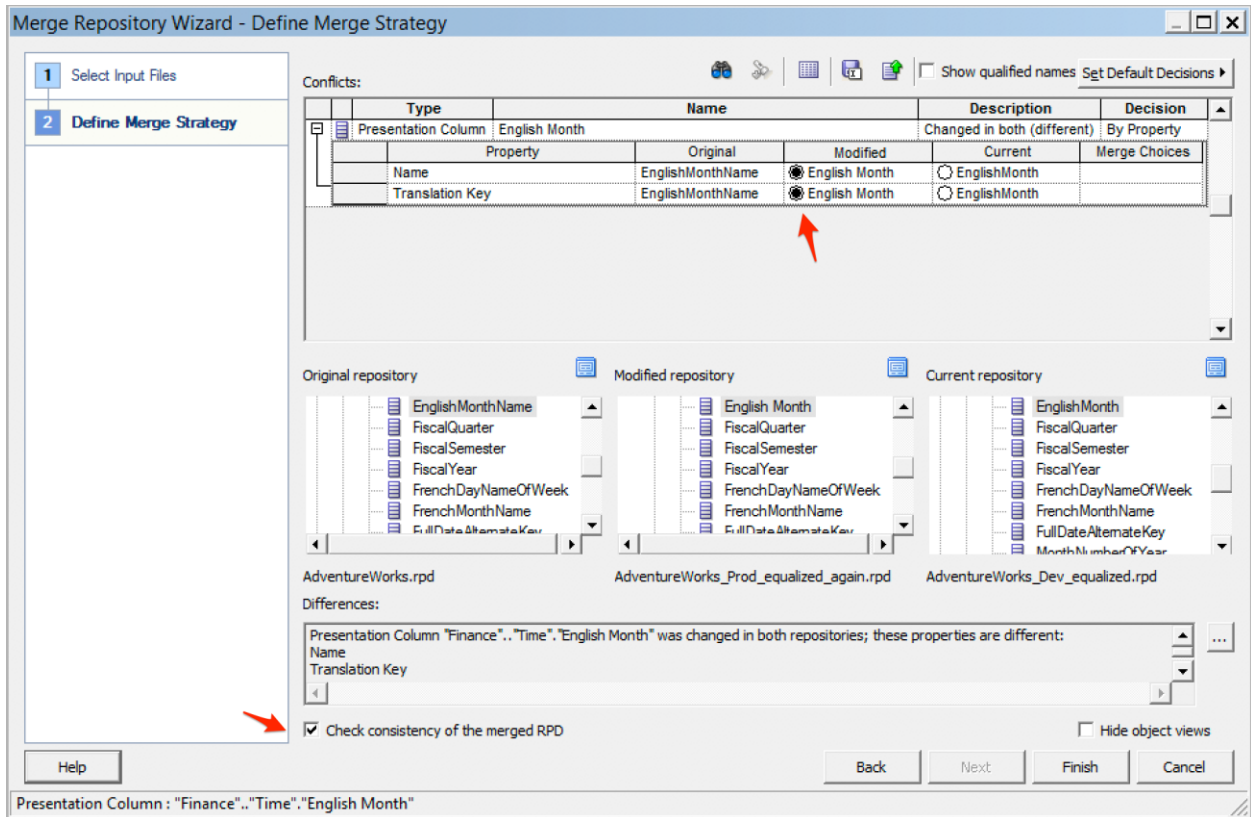
ENABLE = YES;

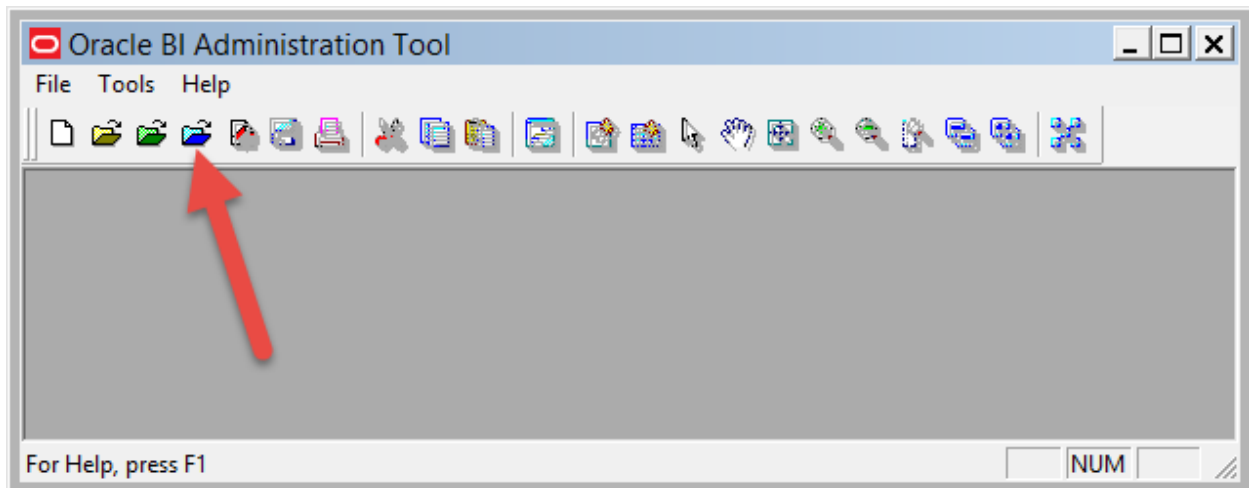
DIRECT_INSERT = YES;

PHYSICAL_TABLE_NAME = "Usage Tracking Data"."obiee_book_12c"."BOOK2_BIPLATFORM"."S_NQ_ACCT";
CONNECTION_POOL = "Usage Tracking Data"."Connection Pool";
INIT_BLOCK_TABLE_NAME = "Usage Tracking Data"."obiee_book_12c"."BOOK2_BIPLATFORM"."S_NQ_INITBLOCK";
INIT_BLOCK_CONNECTION_POOL = "Usage Tracking Data"."Connection Pool";
```

# Chapter 13: Using The BI Admin Change Management Utilities







**Business Model and Mapping** | **Physical**

AdventureWorksBM

- Time Dim
- DimAccount
- DimCurrency
- DimCustomer
- DimDate
  - Sources
    - CalendarQuarter
    - CalendarSemester
    - CalendarYear
    - DateKey
    - DayNumberOfMonth
    - DayNumberOfWeek
    - DayNumberOfYear
    - EnglishDayNameOfWeek
    - EnglishMonthName
    - FiscalQuarter
    - FiscalSemester
    - FiscalYear
    - FrenchDayNameOfWeek
    - FrenchMonthName
    - FullDateAlternateKey
    - MonthNumberOfYear
    - SpanishDayNameOfWeek
    - SpanishMonthName
    - WeekNumberOfYear
- DimDepartmentGroup
- DimOrganization

Adventureworks

### Check Out Objects

This repository is in use for reporting. Objects in this repository need to be checked out for editing. Any associated objects will also need to be checked out to enable editing.

Objects selected for editing:

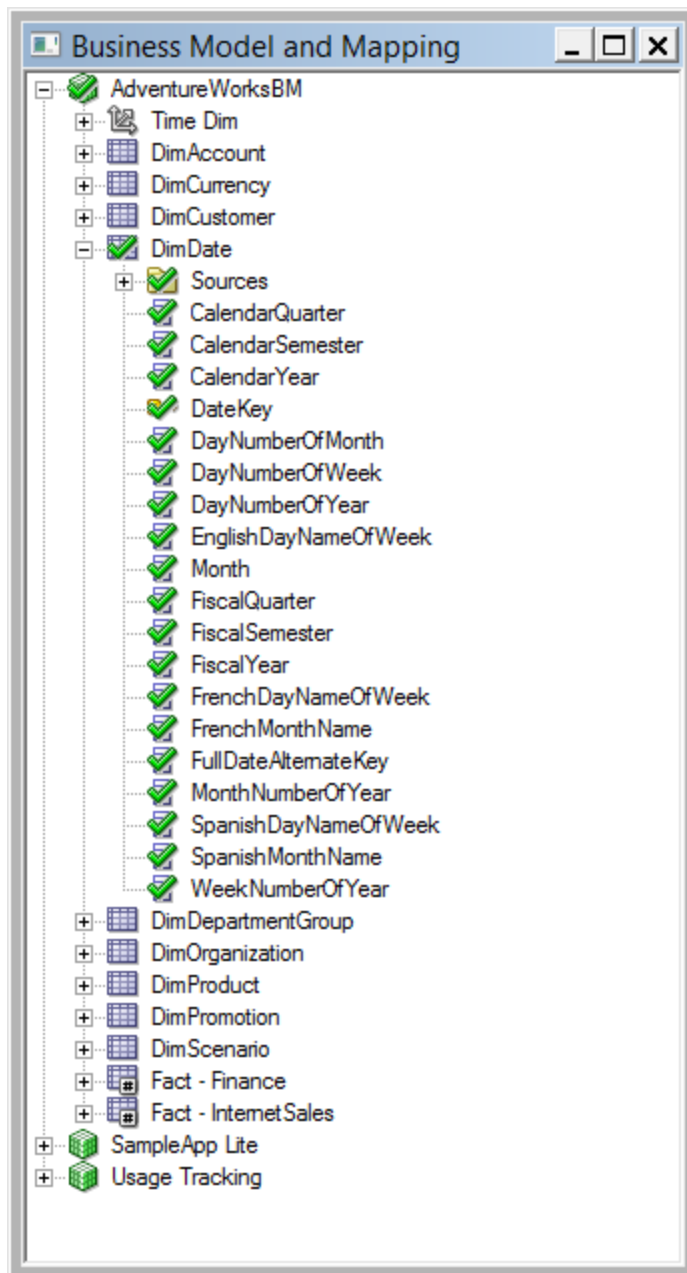
Name	Type
EnglishMonthName	Logical Column

Associated Objects:

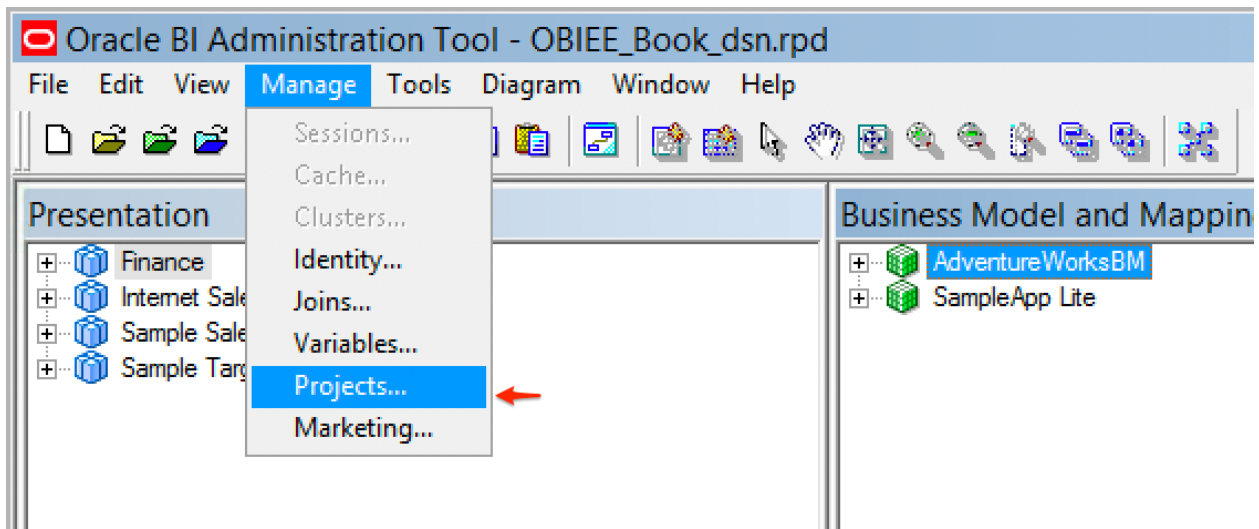
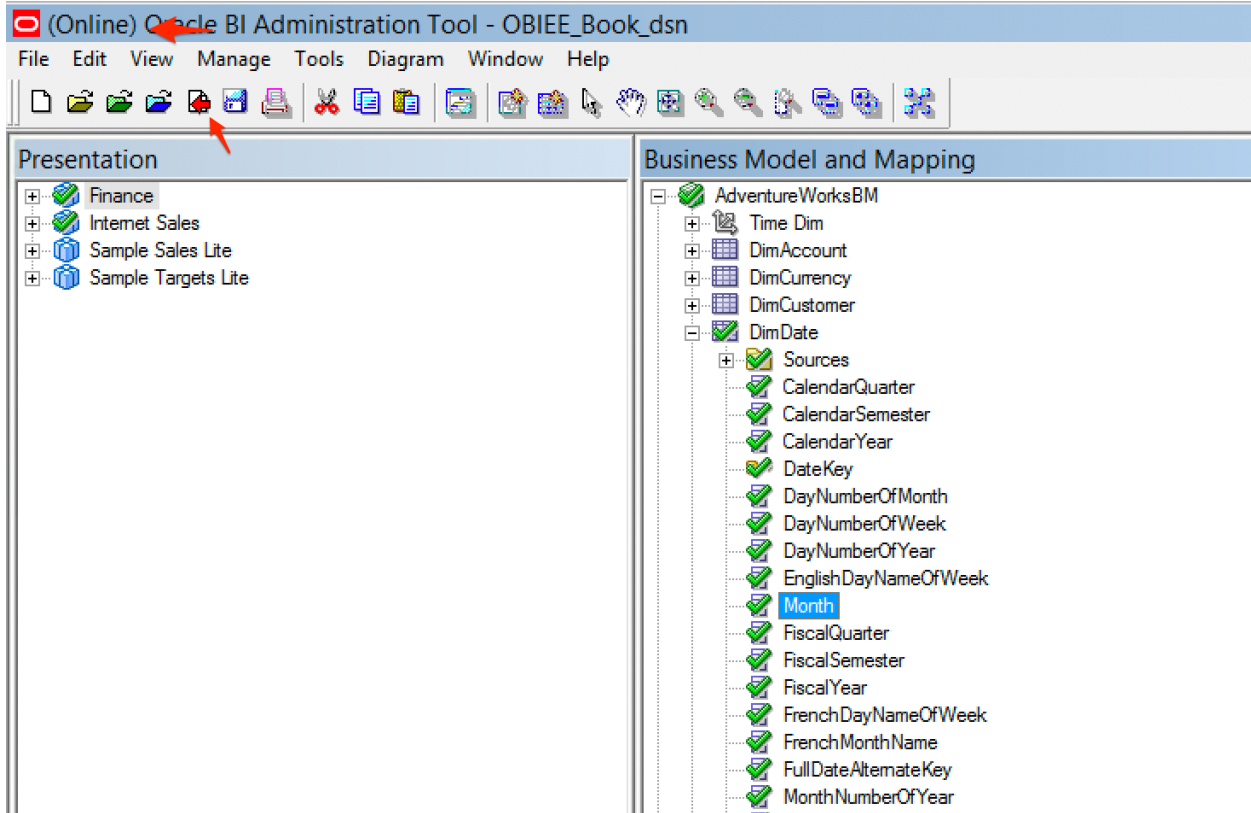
Name	Type
AdventureWorksBM	Business Model
MonthNumberOfYear	Logical Column
SpanishDayNameOfWeek	Logical Column
SpanishMonthName	Logical Column
WeekNumberOfYear	Logical Column
CalendarQuarter	Logical Column
CalendarSemester	Logical Column

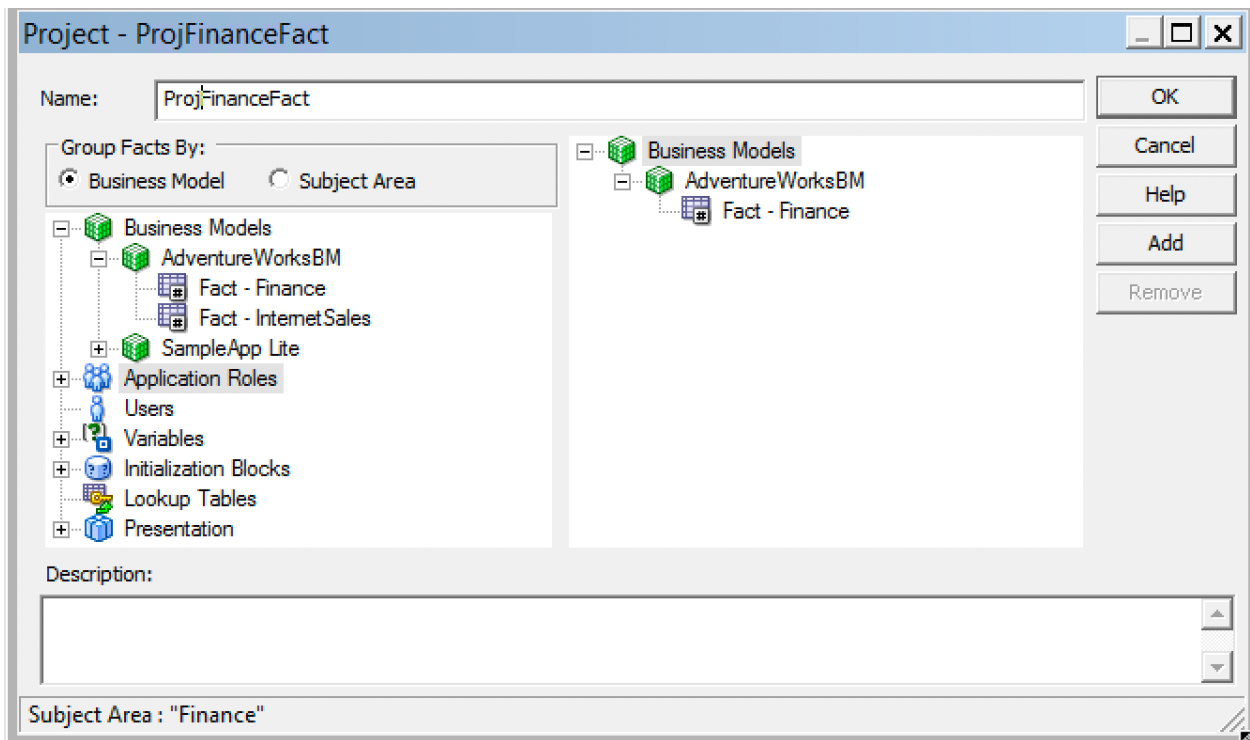
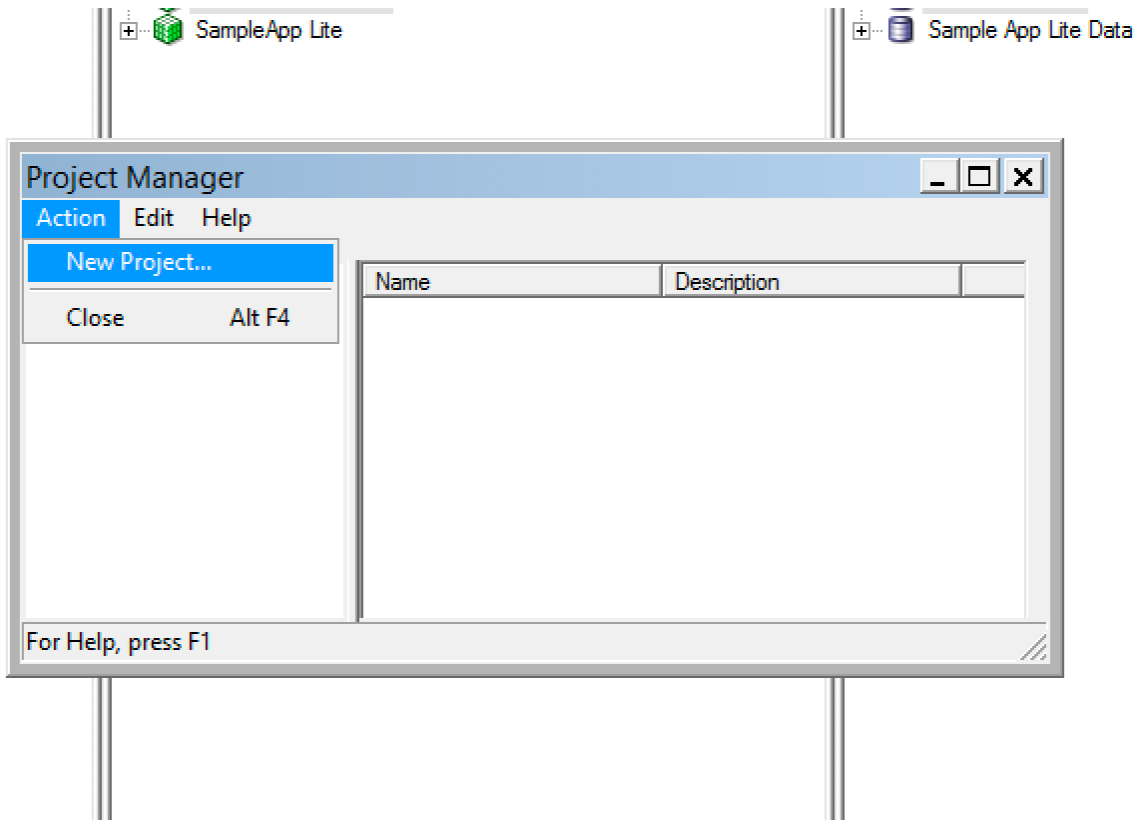
Show Qualified Name

Check Out Cancel









# Oracle BI Administration Tool

File Tools Help

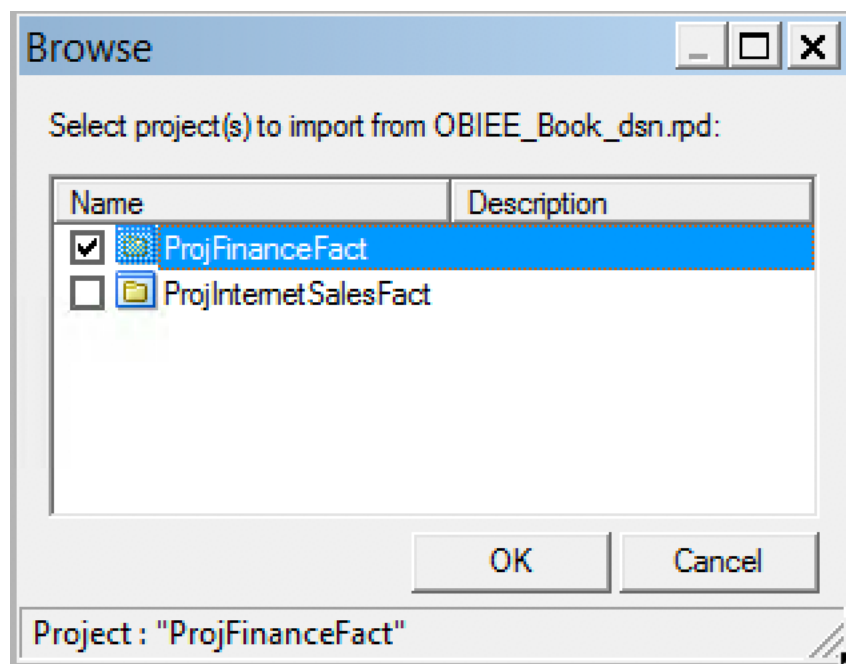
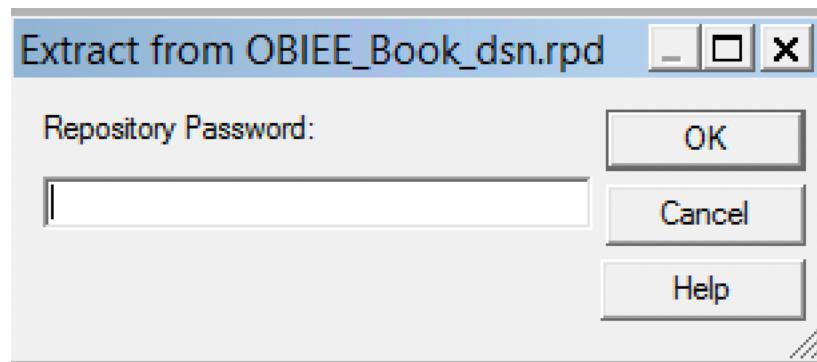
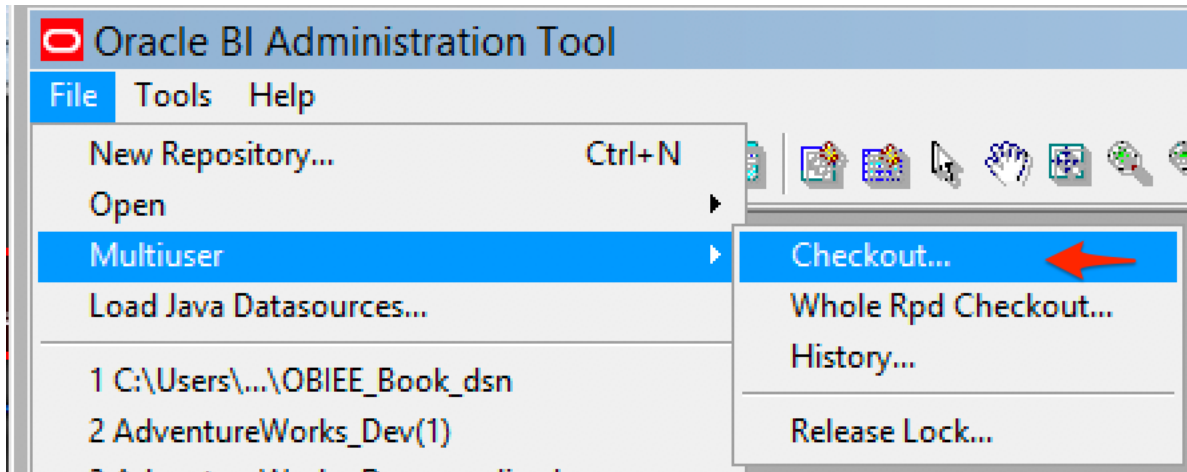


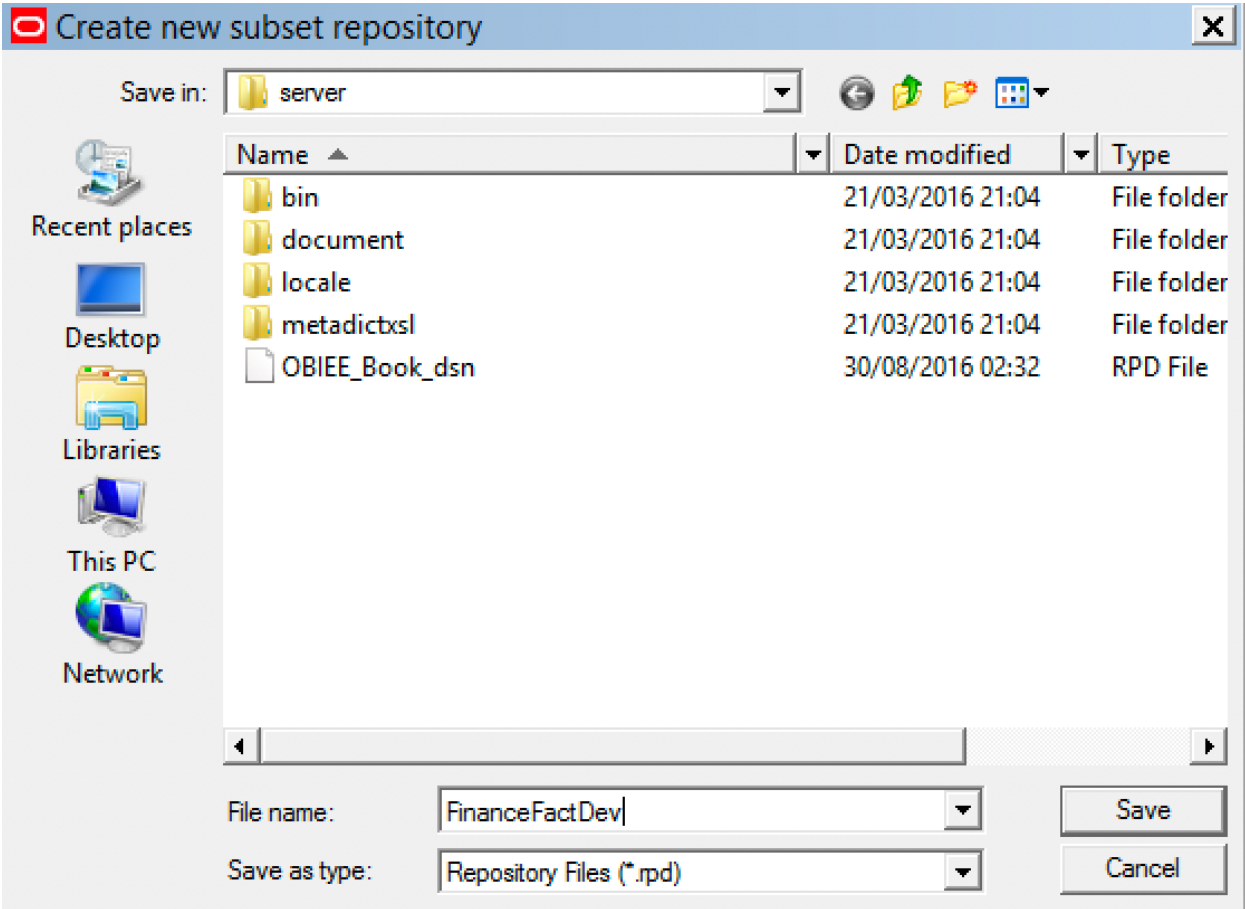
### Options

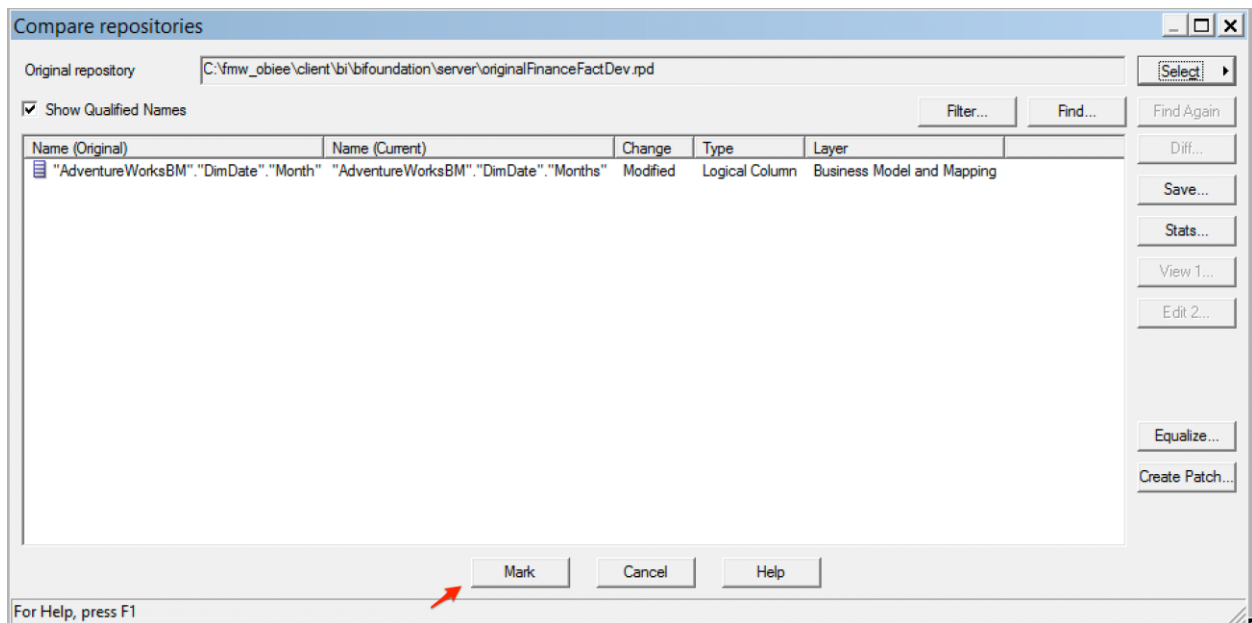
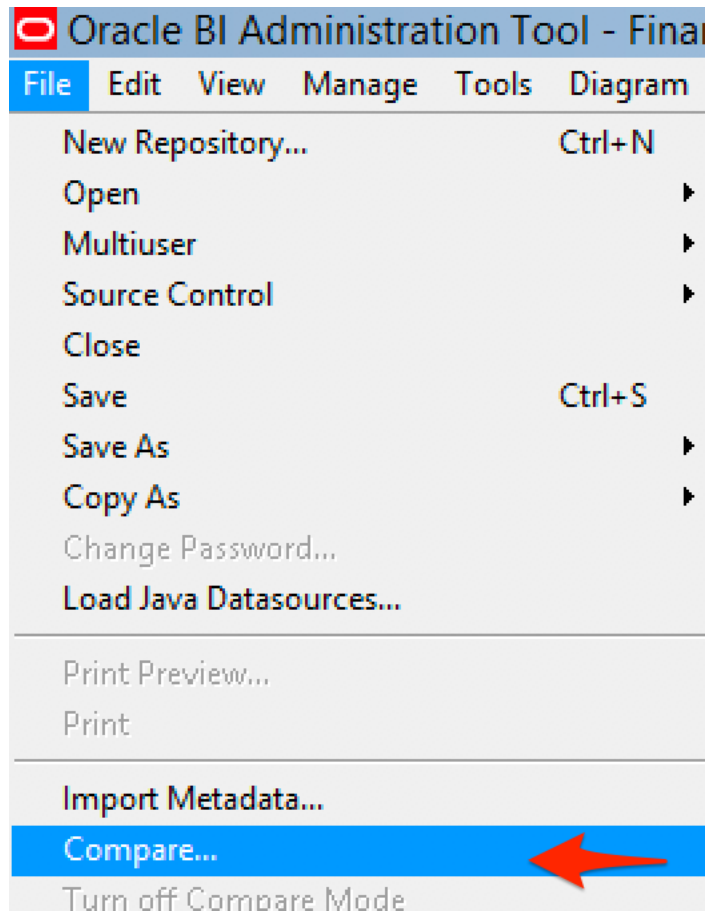
General | Sort Objects | Source Control  
Cache Manager | Multiuser | More

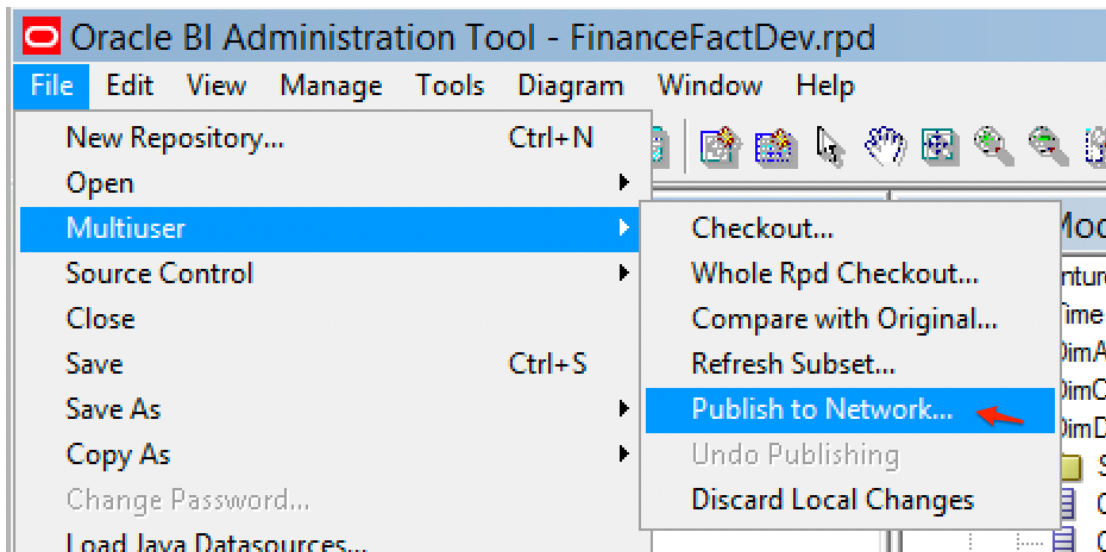
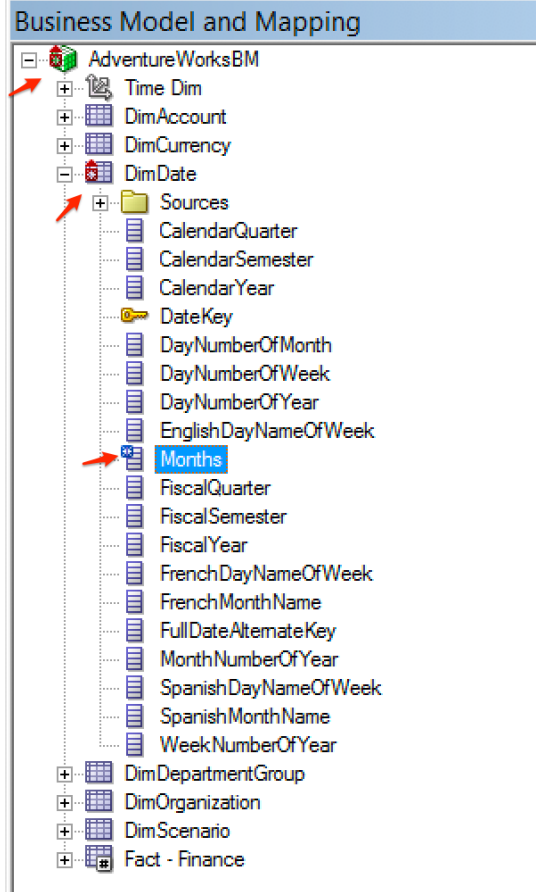
Multiuser development directory:

Full name:









### Lock Information

Please, type in repository lock information

Login Name: haroun

Full Name: Haroun Khan

Computer Name: WIN-27BR4V9QJS2

Comment: Changed 'Month' column name to 'Months'

Lock Time: 30 August 2016 02:55:06

OK Cancel Help

Oracle BI Administration Tool

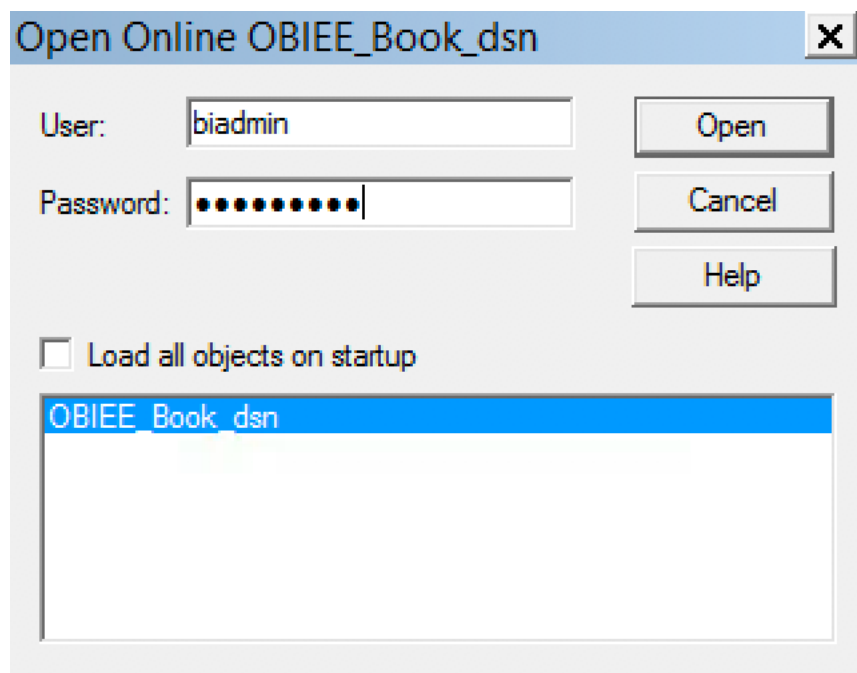
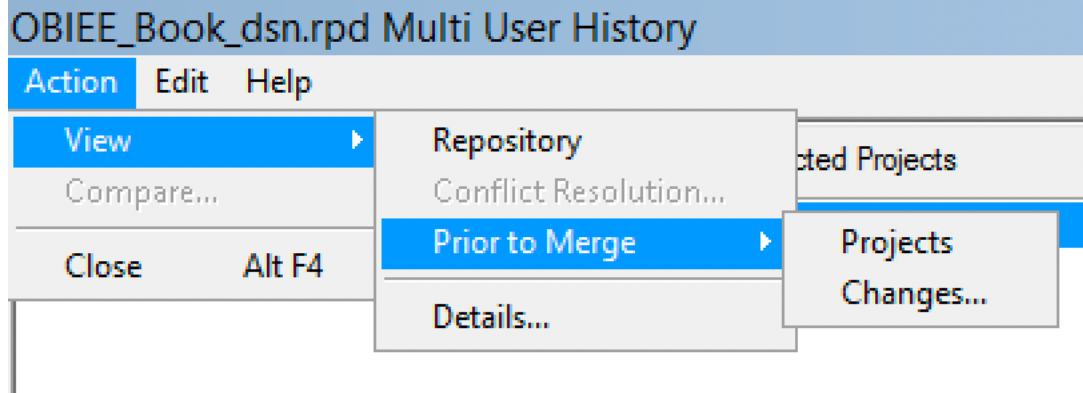
File Tools Help

- New Repository... Ctrl+N
- Open
- Multuser
  - Checkout... (highlighted with red arrow)
  - Whole Rpd Checkout...
  - History...
  - Release Lock...
- Load Java Datasources...
  - 1 FinanceFactDev
  - 2 originalFinanceFactDev
  - 3 C:\Users\...\OBIEE\_Book\_dsn
- Exit

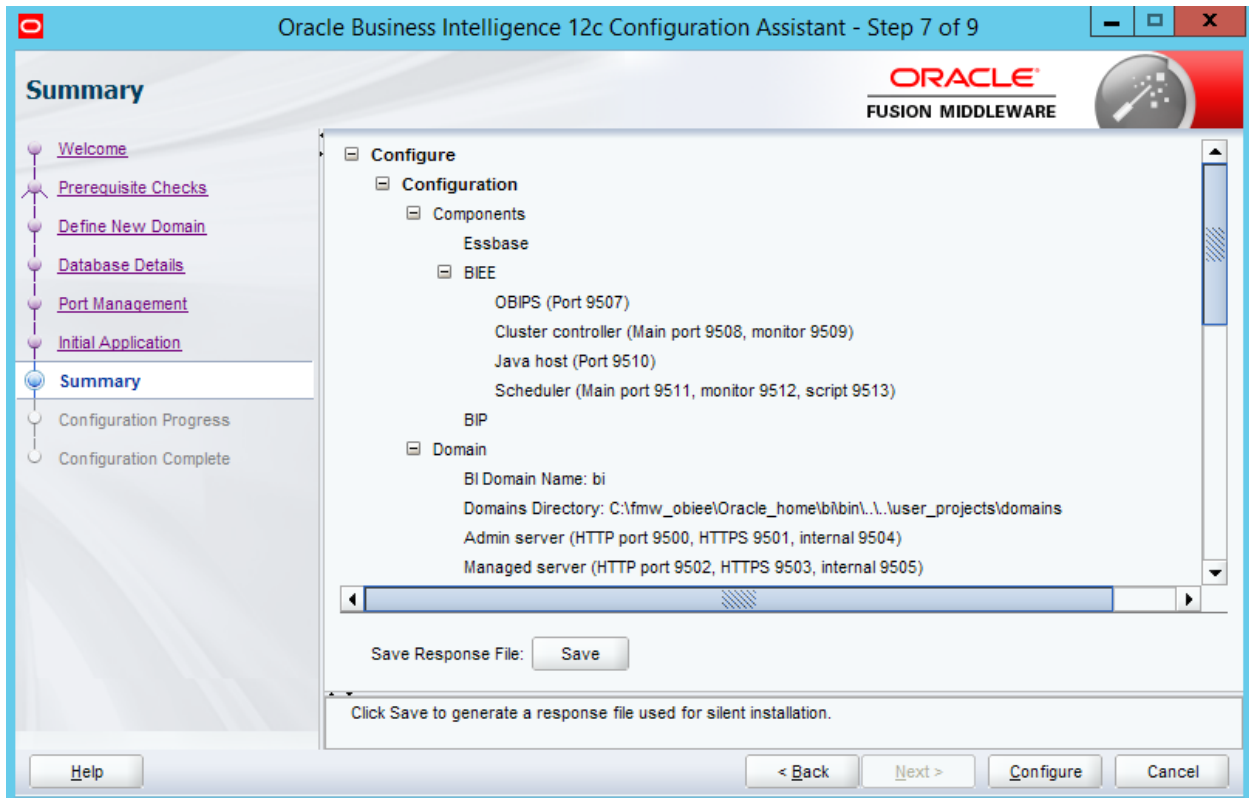
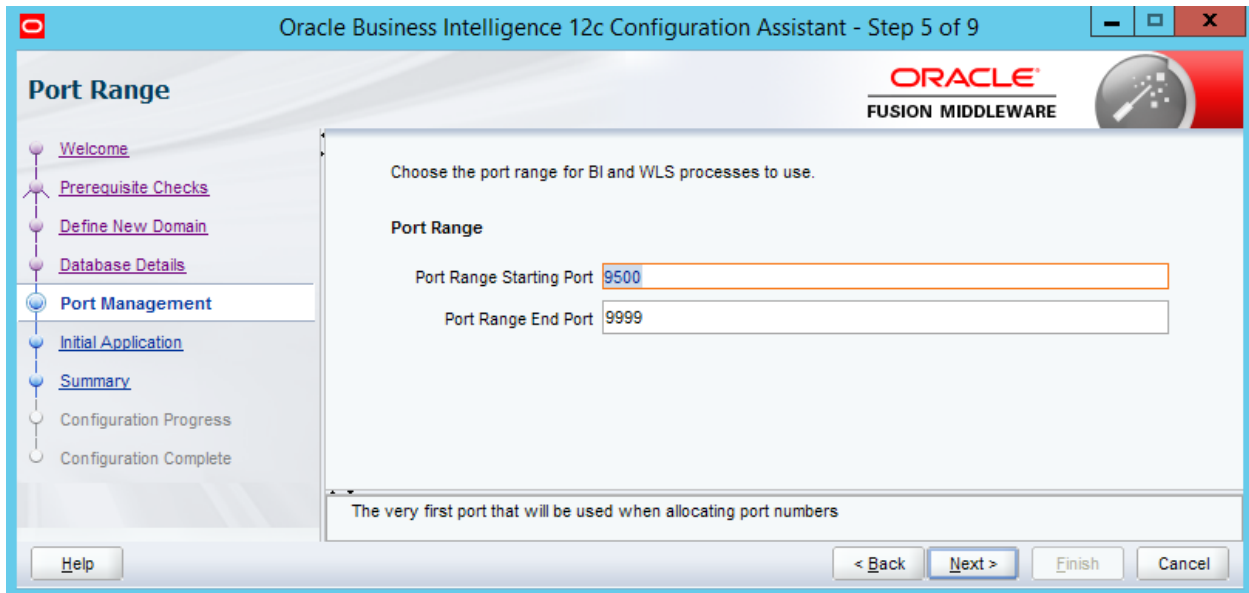
OBIEE\_Book\_dsn.rpd Multi User History

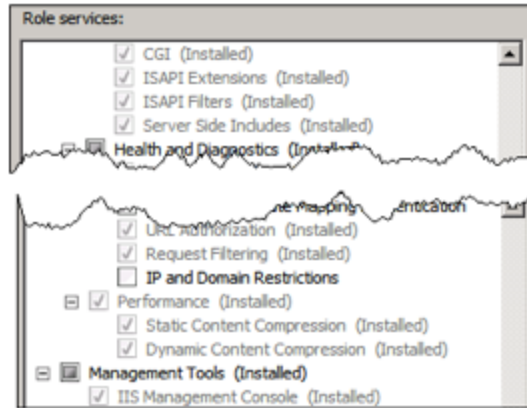
Version	Date	Source Version	Extracted Projects	Created By	Conflict Resolutions	Comment
1	30/08/2016 02:56...	0	ProjFinanceFact	haroun		Changed 'Month' column name to 'Months'
0	30/08/2016 02:44...	0	ProjFinanceFact			





# Chapter 14: Ancillary Installation Options





isforward.dll	Application extension
isproxy.dll	Application extension
isProxy	Configuration settings
isproxy128.dll	Application extension

```
iisProxy - Notepad
File Edit Format View Help
webLogiCHost=demomachinev
webLogiCPort=9704
ConnectRetrySecs=5
w\ForwardPath=/
```

```
36 #obiee 12c book example proxy
37 server { # simple reverse-proxy
38     listen      80;
39     server_name localhost;
40
41     gzip on;
42     gunzip on;
43
44     # pass requests for dynamic content to app server on main port
45     location / {
46         proxy_pass    http://localhost:9502;
47     }
48 }
```

× Headers Preview Response Cookies Timing

▼ General

Request URL: http://localhost/analytics/saw.dll?catalog  
Request Method: GET  
Status Code: 200 OK  
Remote Address: 127.0.0.1:80

---

▼ Response Headers [view source](#)

Cache-Control: private  
Connection: keep-alive  
Content-Security-Policy: default-src 'self';script-src 'self' 'unsafe-inline';img-src 'self' data: eolocation.oracle.com;frame-ancestors  
Content-Type: text/html; charset=utf-8  
Date: Mon, 20 Feb 2017 01:59:02 GMT  
Expires: 0  
Last-Modified: Mon, 20 Feb 2017 01:59:02 GMT  
Server: nginx/1.11.10  
Set-Cookie: ORA\_BIPS\_LBINFO=15a593e56a3; httponly  
Set-Cookie: JSESSIONID=195ZP1aJlQ78n8IFRd6nGj-eQS9zU65ErgdI5\_Fl

× Headers Preview Response Cookies Timing

▼ General

Request URL: http://localhost/analytics/saw.dll?catalog  
Request Method: GET  
Status Code: 200 OK  
Remote Address: 127.0.0.1:80

---

▼ Response Headers [view source](#)

Cache-Control: private  
Connection: keep-alive  
Content-Encoding: gzip  
Content-Security-Policy: default-src 'self';script-src 'self' 'unsafe-inline';img-src 'self' data: eolocation.oracle.com;frame-ancestors 'self'  
Content-Type: text/html; charset=utf-8  
Date: Mon, 20 Feb 2017 02:18:31 GMT

```

Administrator: Command Prompt
Microsoft Windows [Version 6.3.9600]
(c) 2013 Microsoft Corporation. All rights reserved.

C:\Windows\system32>SC CREATE OracleBI12cStartup binPath= "C:\fmw_obiee\Oracle_h
ome\user_projects\domains\bi\bitools\bin\start.cmd" DisplayName= "Oracle BI 12c
Startup Service"
[SC] CreateService SUCCESS

```

Name	Description	Status	Startup Type	Log On As
Offline Files	The Offline ...	Disabled	Disabled	Local System...
Optimize drives	Helps the co...	Manual	Manual	Local System...
Oracle BI 12c Shutdown Service		Manual	Manual	Local System...
Oracle BI 12c Startup Service		Automatic (Delayed Start)	Automatic (Delayed Start)	Local System...
Oracle Business Intelligence (bi)	Process Con...	Manual	Manual	Local System...

localhost/analytics/saw.dll?catalog

Development Environment

**ORACLE** Powered by BITeamwork and Datavail Search All

Catalog Home Catalog Favorites Dashboards

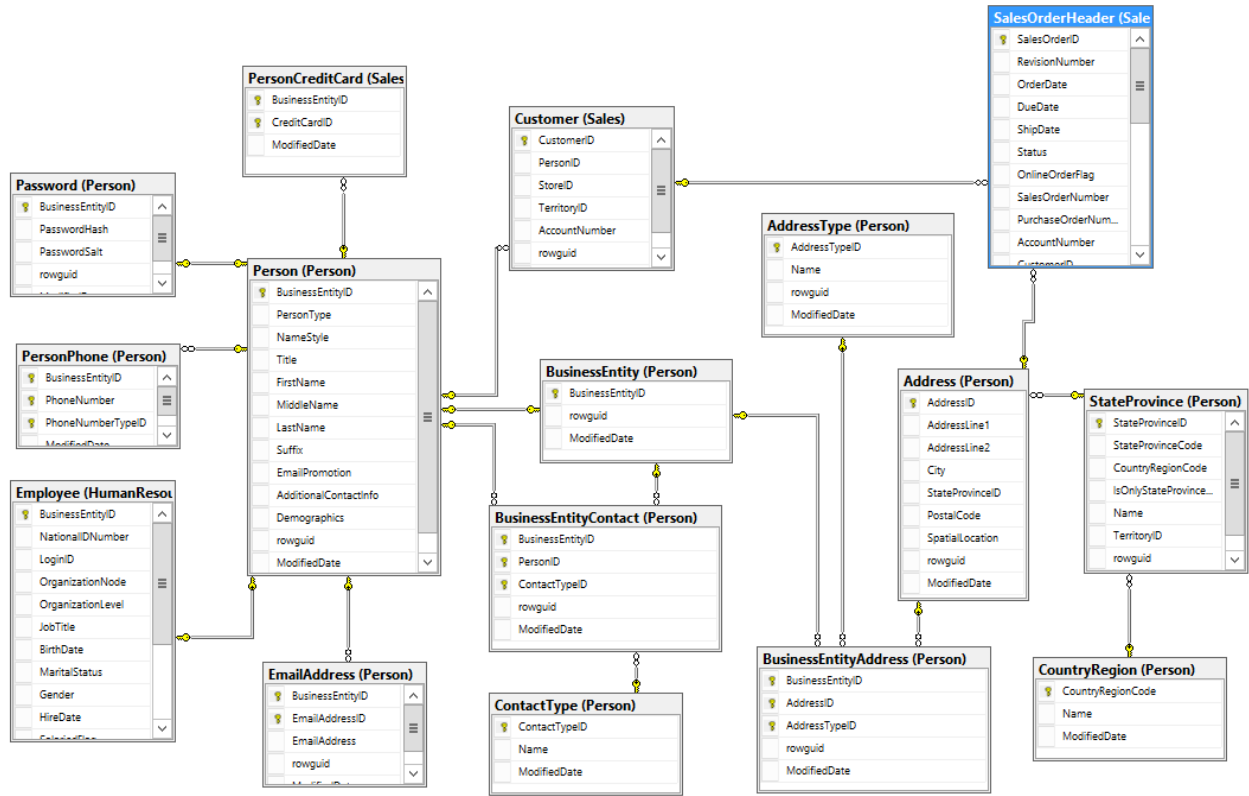
User View Location /Shared Folders


Folders: My Folders, Shared Folders

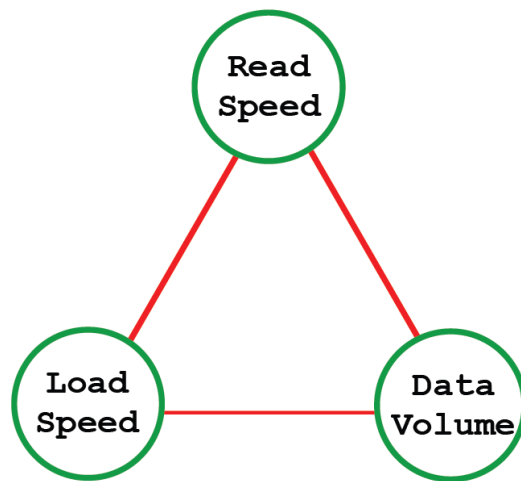

Type All Sort Name A-Z Show More

- Components | Last Modified 1/3/2017 1:16:18 PM | Owner weblogic  
Expand | More
- Sample Lite | Last Modified 1/3/2017 1:16:19 PM | Owner weblogic  
Expand | More

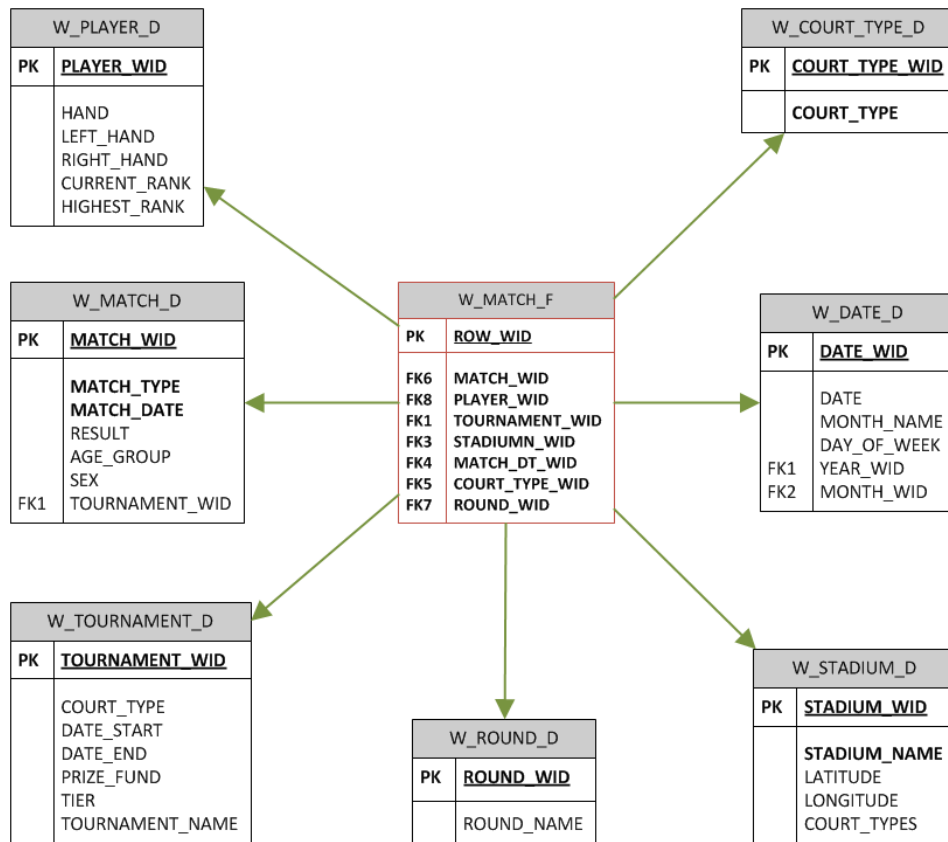
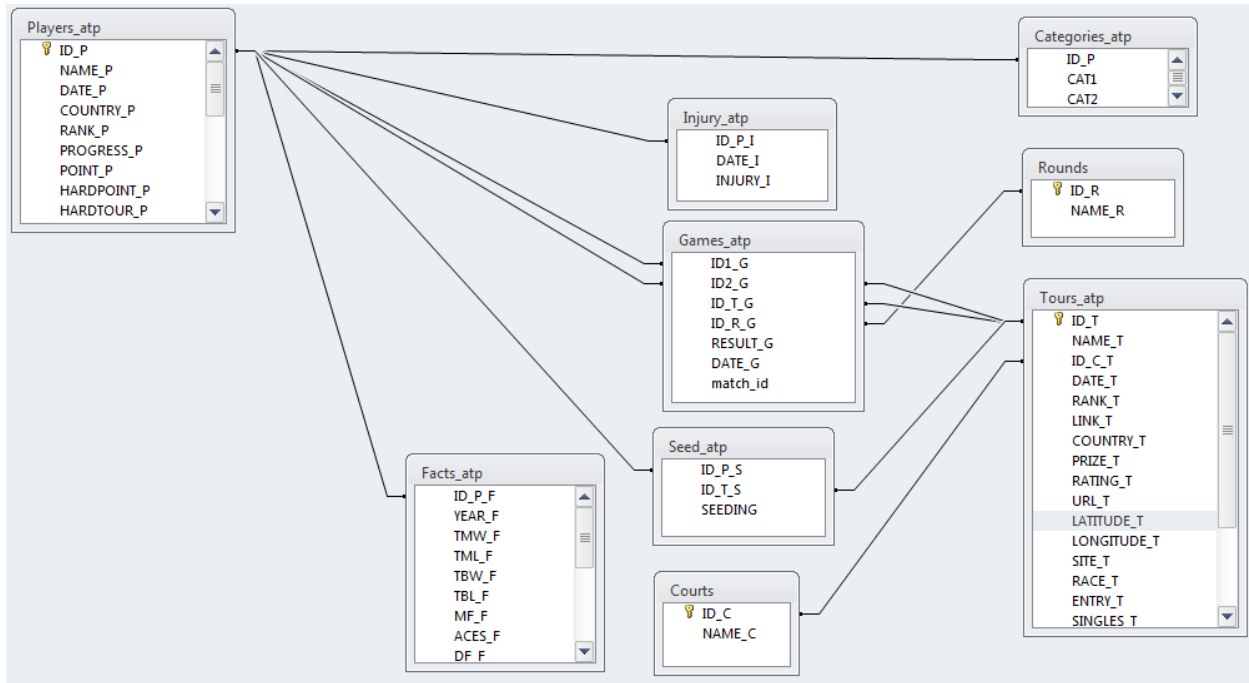
# Chapter 15: Reporting Databases

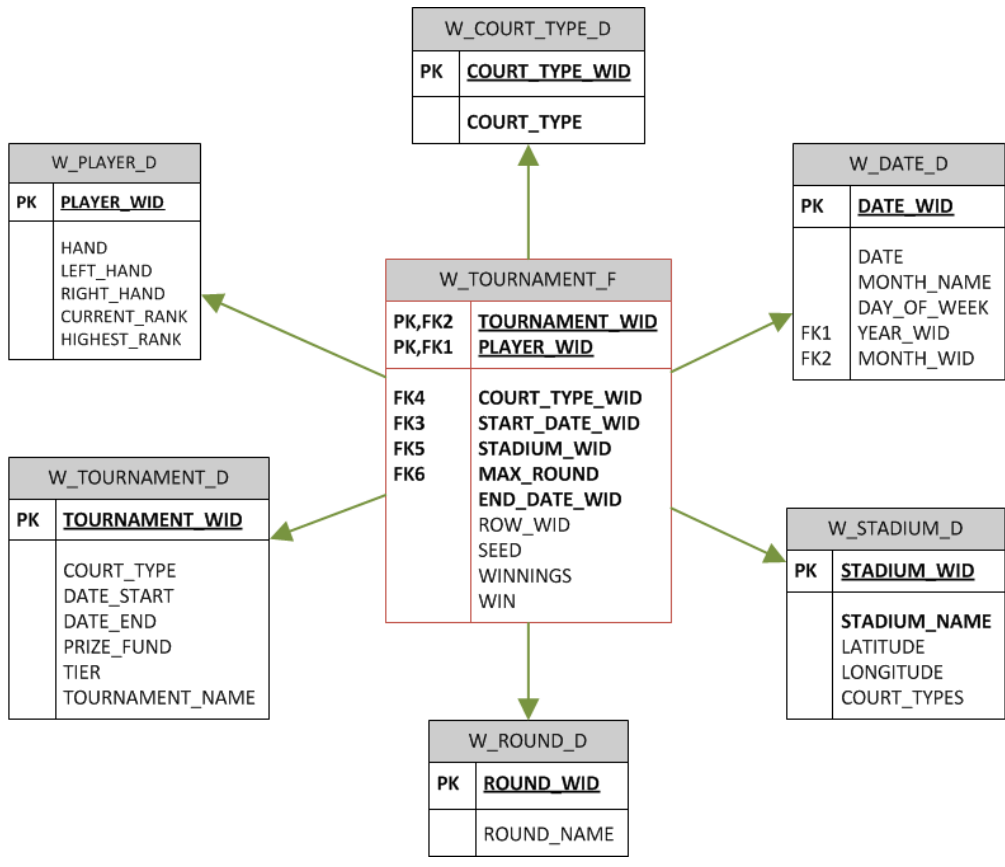




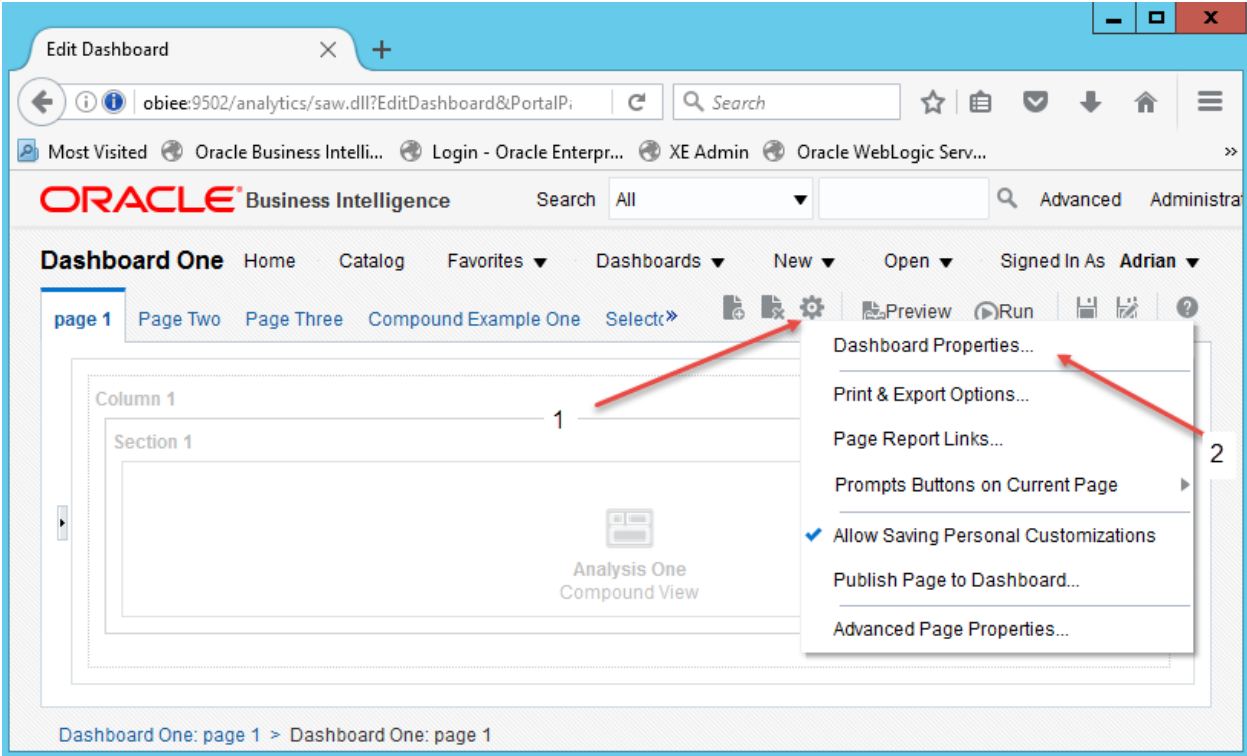


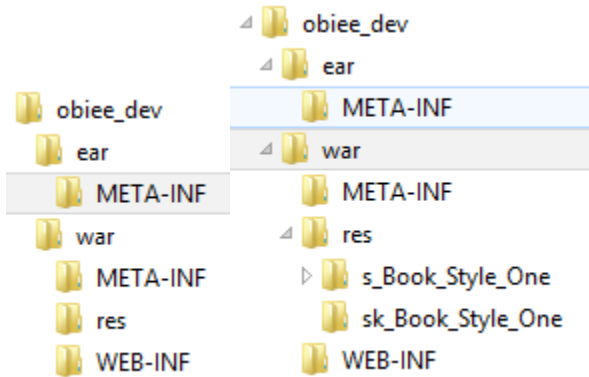
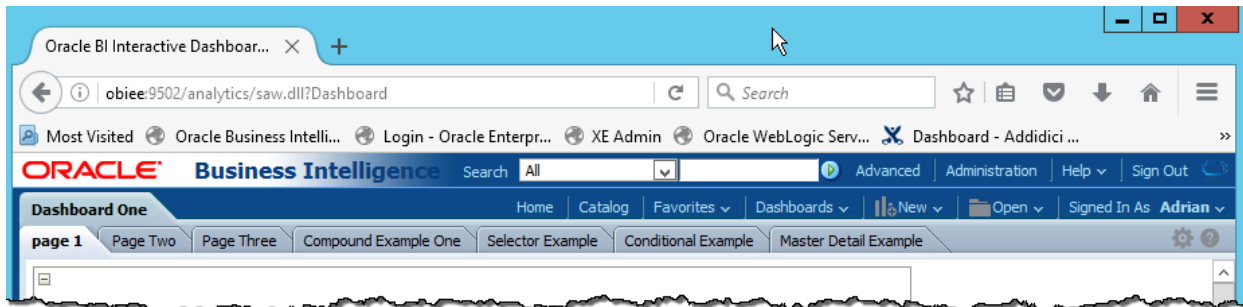
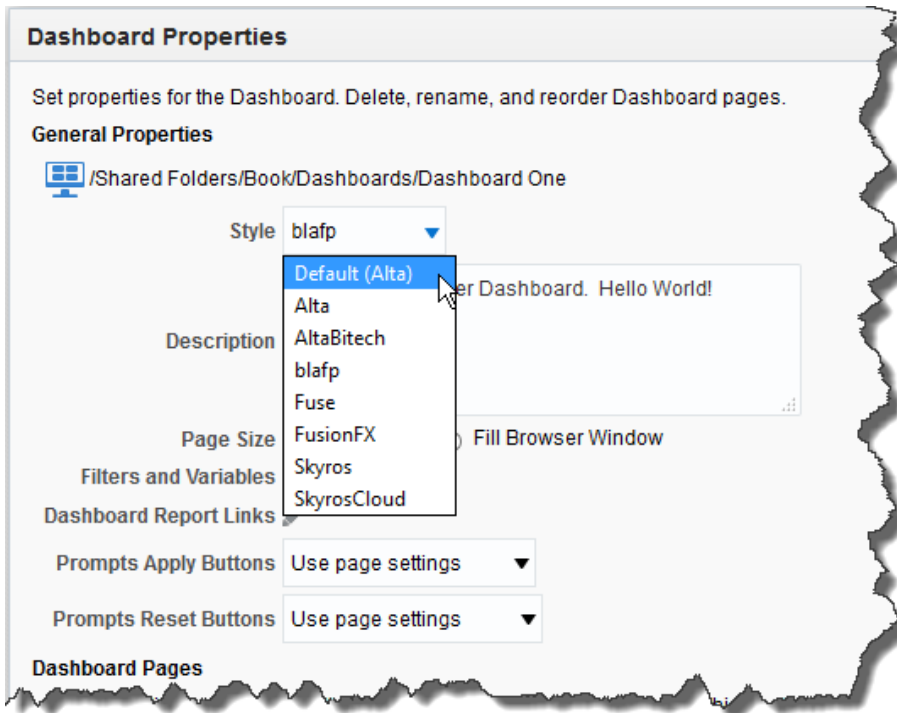






# Chapter 16: Customizing the Style of Dashboards





Summary of Deployments - bi... X

localhost:9500/console/console.portal?\_nfpb=true&\_pageLabel=AppDeploymentsC

ORACLE WebLogic Server Administration Console 12c

Home Log Out Preferences Record Help Welcome, biadmin Connected to: bi

Home > Summary of Deployments

Summary of Deployments

Configuration Control Monitoring

This page displays the list of Java EE applications and standalone application modules installed to this domain.

You can update (redeploy) or delete installed applications and modules from the domain by selecting the checkbox next to the application name and then using the controls on this page.

To install a new application or module for deployment to targets in this domain, click **Install**.

Customize this table

Deployments

Install Update Delete Showing 1 to 30 of 30 Previous | Next

<input type="checkbox"/>	Name ^	State	Health	Type	Targets	Scope	Domain Partitions	Deployment Order
<input type="checkbox"/>	adminservice (11.1.1)	Active	OK	Enterprise Application	bi_cluster	Global		260
<input type="checkbox"/>	analytics	Active	OK	Enterprise Application	bi_cluster	Global		250
<input type="checkbox"/>	asynccadminservice (11.1.1)	Active	OK	Enterprise Application	bi_cluster	Global		260
<input type="checkbox"/>	bi-actions	Active	OK	Enterprise Application	bi_cluster	Global		300
<input type="checkbox"/>	bi-fmwc-discovery (12.1.4)	Active	OK	Web Application	AdminServer	Global		100

Install Application Assistant

Back Next Finish Cancel

**Locate deployment to install and prepare for deployment**

Select the file path that represents the application root directory, archive file, exploded archive directory, or application module descriptor that you want to install. You can also enter the path of the application directory or file in the Path field.

**Note:** Only valid file paths are displayed below. If you cannot find your deployment files, [Upload your file\(s\)](#) and/or confirm that your application contains the required deployment descriptors.

**Path:** C:\fmw\_book\Oracle\_home\user\_projects\domains\bi\bidata\components\OBIPS\bicustom.ear

**Recently Used Paths:** C:\fmw\_book\Oracle\_home\user\_projects\domains\bi\bidata\components\OBIPS

**Current Location:** localhost | C:\fmw\_book\Oracle\_home\user\_projects\domains\bi\bidata\components\OBIPS

bicustom.ear

Back Next Finish Cancel

## Install Application Assistant

### Choose installation type and scope

Select if the deployment should be installed as an application or library. Also decide the scope of this deployment.

The application and its components will be targeted to the same locations. This is the most common usage.

**Install this deployment as an application**

Application libraries are deployments that are available for other deployments to share. Libraries should be available on all of the targets running their referencing applications.

**Install this deployment as a library**

**Install this deployment as an application, but target the components individually**

Useful when one or more of the modules or components must have targets unique from the rest of the application.

Select a scope in which you want to install the deployment.

Scope:

Global ▾

Back

Next

Finish

Cancel

## Install Application Assistant

### Select deployment targets

Select the servers and/or clusters to which you want to deploy this application.

#### Available targets for bicustom :

##### Servers

AdminServer

##### Clusters

bi\_cluster

All servers in the cluster

Part of the cluster

bi\_server1

Back

Next

Finish

Cancel

**Install Application Assistant**

**Review your choices and click Finish**

Click Finish to complete the deployment. This may take a few moments to complete.

— **Additional Configuration** —

In order to work successfully, this application may require additional configuration. Do you want to review this application's configuration after completing this assistant?

Yes, take me to the deployment's configuration screen.

No, I will review the configuration later.

— **Summary** —

**Deployment:** C:\fmw\_book\Orade\_home\user\_projects\domains\bi\bidata\components\OBIPS\bicustom.ear

**Name:** bicustom

**Staging Mode:** I will make the deployment accessible at C:\fmw\_book\Orade\_home\user\_projects\domains\bi\bidata\components\OBIPS\bicustom.ear

**Plan Staging Mode:** Use the same accessibility as the application

**Security Model:** DDOnly: Use only roles and policies that are defined in the deployment descriptors.

**Scope:** Global

**Target Summary**

Components	Targets
bicustom.ear	bi_server1

Back Next Finish Cancel

Summary of Deployments - bi... X +

localhost:9500/console/console.portal?\_nfpb=true&\_pageLabel=AppDeploymentsRuntimePage&AppDepl

**ORACLE WebLogic Server Administration Console 12c**

Home Log Out Preferences Record Help

Home > Summary of Deployments

**Summary of Deployments**

Configuration **Control** Monitoring

This page displays the list of Java EE applications and standalone application modules installed to this domain.

You can start and stop applications and modules from the domain by selecting the checkbox next to the application name

**Customize this table**

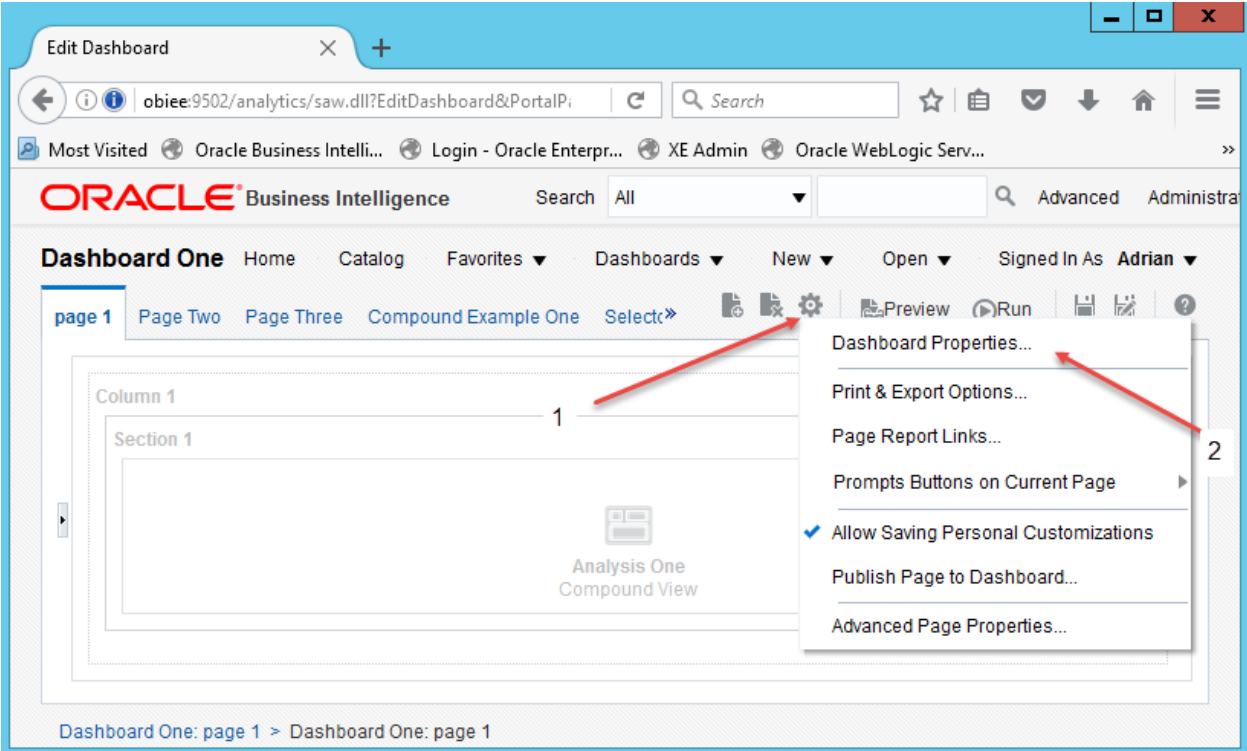
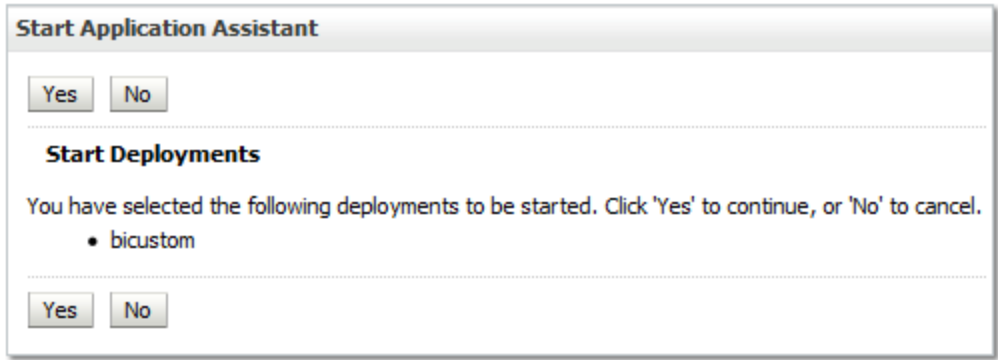
**Deployments**

Start v Stop v

Servicing all requests

Servicing only administration requests

	State	Health	Type
<input type="checkbox"/> bicontentserver (11.1.1)	Active	OK	Enterprise Application
<input checked="" type="checkbox"/> bicustom	Prepared	OK	Enterprise Application





Administration


Security

[Manage Privileges](#)  
Manage privileges and rights given to users and groups.

Session Management

[Manage Sessions](#)  
View Oracle Business Intelligence session information including active users and queries.  
[Manage Agent Sessions](#)  
View Agent session information including Agent state and recipients.

Maintenance and Troubleshooting

[Manage Device Types](#)  
Create, edit, view or delete Device Types.  
[Toggle Maintenance Mode](#)  
Maintenance Mode is currently off.  
[Reload Files and Metadata](#)   
Reload XML message files, refresh server metadata, and clear caches.  
[Reload Log Configuration](#)  
Reload the logging configuration after update.  
Default [dropdown]  
[Issue SQL](#)  
Issue SQL directly to Oracle BI Server.  
[Scan and Update Catalog Objects That Require Updates](#)  
Scan the catalog and update any objects that were saved with earlier versions of Oracle Business Intelligence.

Map Data Management

[Manage Map Data](#)  
Manage layers, background maps and images.

Marketing

[Manage Marketing Jobs](#)  
View background marketing jobs and database cache result sets.  
[Manage Marketing Defaults](#)  
Manage the default settings such as Default Campaign Load Format and Default Global Audience for Marketing.

BI Publisher

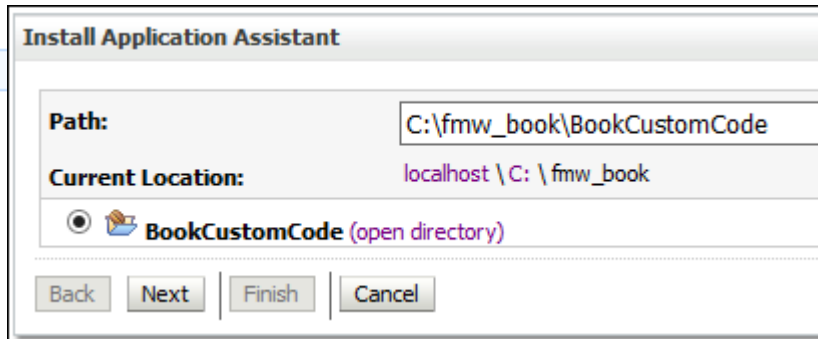
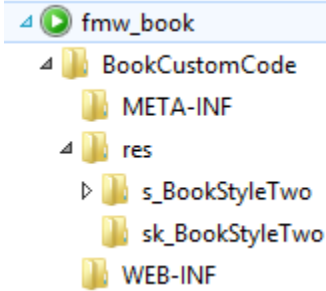
[Manage BI Publisher](#)  
Manage BI Publisher data sources, scheduler configuration, delivery destinations, and runtime properties.

BI Mobile App Designer

[Manage BI Mobile App Designer](#)  
Manage BI Mobile App Designer data sources, server configuration, runtime properties, and plugins.

BI Search

[Configure Crawl](#)  
Setup BI Search Data Model and Web Catalog crawl.  
[Monitor Crawl](#)  
Monitor and Stop Data Model and Web Catalog crawls.



## Dashboard Properties

Set properties for the Dashboard. Delete, rename, and reorder Dashboard pages.

### General Properties

 /Shared Folders/Book/Dashboards/Dashboard One

Style **Default (Alta)** ▼

Default (Alta)

Alta

AltaBitech

blafp

**BookStyleTwo**

Fuse

FusionFX

Skyros

SkyrosCloud

Description

r Dashboard. Hello World!

Page Size

Fill Browser Window

Filters and Variables

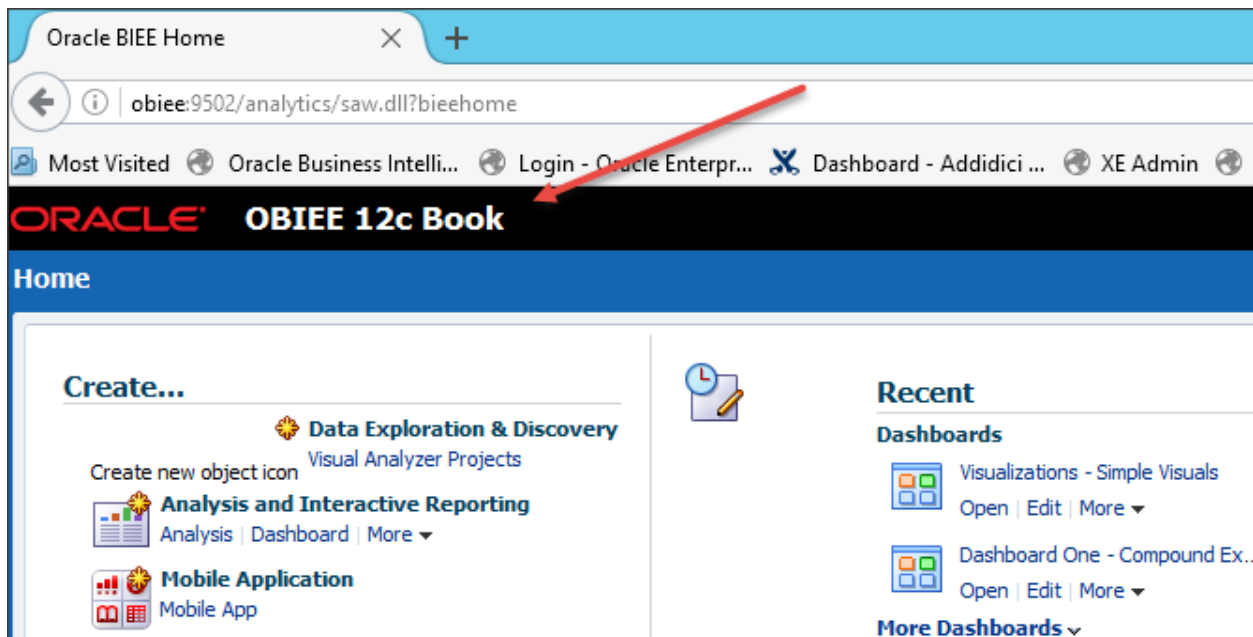
Dashboard Report Links

Prompts Apply Buttons

Use page settings ▼

Prompts Reset Buttons

Use page settings ▼



Oracle BIEE Home




obiee:9502/analytics/saw.dll?bieehome

Most Visited Oracle Business Intelli... Login - Oracle Enterpr... Dashboard - Addidici ... XE Admin



**ORACLE** **OBIEE 12c Book**

Home

**Create...**




-  **Data Exploration & Discovery**  
Visual Analyzer Projects
- Create new object icon
-  **Analysis and Interactive Reporting**  
Analysis | Dashboard | More ▼
-  **Mobile Application**  
Mobile App

**Recent Dashboards**

-  Visualizations - Simple Visuals  
Open | Edit | More ▼
-  Dashboard One - Compound Ex..  
Open | Edit | More ▼

**More Dashboards** ▼

# Chapter 17: Upgrading to 12c

ok ▶ Oracle_home ▶ bi ▶ bin	
Name	Date modified
 config	31/05/2016 08:42
 config	31/05/2016 08:42
 vcredist_x64	28/05/2016 08:23

**Oracle Business Intelligence 12c Configuration Assistant - Step 3 of 9**

### Define New Domain

**ORACLE FUSION MIDDLEWARE**

The domain is the basic unit of WebLogic administration. All BI components reside in one domain. The domain needs a place to store files, and initial administrator credentials.

The domain files include configuration files, log files, and data files.

The credentials define the initial administrator account. For security reasons no other default accounts are created. Use this initial account to create individual accounts for your users.

**Location of new domain**

Domains Directory:

Domain Name:

Domain Home:

**Credentials for new domain**

Username:

Password:

Confirm Password:

Confirm the password by entering it again.  
The password must be a minimum of 8 and not exceed 30 alphanumeric characters. It must begin with an alphabetic character, use only alphanumeric, underscore (\_), dollar (\$) or pound (#) characters and include at least 1 digit.



## Initial Application

**ORACLE**  
FUSION MIDDLEWARE



- [Welcome](#)
- [Prerequisite Checks](#)
- [Define New Domain](#)
- [Database Details](#)
- [Port Management](#)
- Initial Application**
- [Summary](#)
- [Configuration Progress](#)
- [Configuration Complete](#)

Choose the application that will be installed into your initial service instance. This can be the default sample application, an application archive exported from another BI installation or you can choose to start with a clean slate.

- Oracle sample application (SampleAppLite)
- Your own existing BI Application from export bundle (.jar file)
- Clean Slate (no predefined application)

Choose the application to be installed into your initial service instance.

Help

< Back

Next >

Finish

Cancel