

# Chapter 1:

Home My page Projects Administration Help

Logged in as s-andy My account Sign out

## Mastering Redmine

Search:  Jump to a project... ▼

### Home

Redmine is well-known as one of the best open source project management applications. But, it's also one of the best project hosting and issue tracking solutions. In addition, it incorporates Wiki, repository management, forums, time tracking, and more. This book reveals the power of Redmine and manifests its exceptional flexibility and customizability.

Mastering Redmine is a comprehensive guide, that covers a wide variety of topics: from configuration to writing simple plugins, from issue reporting to managing issue lifecycles, from writing simple Wiki pages to designing rich web content using the Wiki syntax, from quick installation to deep customization, and more.

This book resembles a learning tutorial. It imitates the self-learning process, so that you first understand the basics before you dig deeper into the advanced concepts.

You will first read about possible setups. Then, you will choose an appropriate setup to install and configure. The book runs through the main features of Redmine and shows, how it can be effectively used as project management, issue and time tracking solution. Once you are familiar with all the essential features of Redmine, you will start exploring advanced concepts, such as integration with other applications, customizing Redmine, and using various Redmine plugins.

This book will help you master Redmine by unleashing it's core functionality.

#### Latest news

**Mastering Redmine: Announcement**  
*A new improved second edition of "Mastering Redmine" book is coming. This time we are going to discuss Redmine 3.1.*  
Added by [Andriy Lesyuk](#) 9 days ago

[View all news](#)

---

Powered by [Redmine](#) © 2006-2015 Jean-Philippe Lang

# Mastering Redmine

Search:  Mastering Redmine ▾

- Overview**
- Activity
- Issues
- New issue
- Gantt
- Calendar
- News
- Documents
- Wiki
- Files
- Settings

## Overview

[New subproject](#) [Close](#)

Redmine is well-known as one of the best open source project management applications. But, it's also one of the best project hosting and issue tracking solutions. In addition it incorporates Wiki, repository management, forums, time tracking, and more. This book reveals the power of Redmine and manifests its exceptional flexibility and customizability.

Mastering Redmine is a comprehensive guide which covers a wide variety of topics: from configuration to writing simple plugins, from issue reporting to managing issue lifecycles, from writing simple Wiki pages to designing rich web content using the Wiki syntax, from quick installation to deep customization, and more.

This book resembles a learning tutorial. It imitates the self-learning process so that you first understand the basics before we dig deeper into the advanced concepts.

You will first read about possible setups. Then, you will choose an appropriate setup to install and configure. The book runs through the main features of Redmine and shows how it can be effectively used as project management, issue and time tracking solution. Once you are familiar with all the essential features of Redmine, you will start exploring advanced concepts such as integration with other applications, customizing Redmine, and using various Redmine plugins.

This book will help you master Redmine by unleashing it's core functionality .

- Homepage: <https://www.padt.pub.com/application-development/mastering-redmine>

### Issue tracking

	open	closed	Total
Chapter	11	0	11
Erratum	0	0	0
Omission	0	0	0
Improvement	0	0	0

[View all issues](#) | [Calendar](#) | [Gantt](#)

### Members

Author: [Andriy Lesyuk](#)  
 Acquisition Editor: [Prachi Bisht](#)  
 Content Development Editor: [Shweta Pant](#)

### Latest news

**Announcement**  
*A new improved second edition of "Mastering Redmine" book is coming. This time we are going to discuss Redmine 3.1.*  
 Added by [Andriy Lesyuk](#): 9 days ago

[View all news](#)

### Spent time

0.00 hour  
[Log time](#) | [Details](#) | [Report](#)

# Mastering Redmine

Search:  Mastering Redmine ▾

- Overview
- Activity
- Issues**
- New issue
- Gantt
- Calendar
- News
- Documents
- Wiki
- Files
- Settings

## Issues

▾ Filters

Status  ▾

Add filter  ▾

▸ Options

✔ Apply

✓ # ▲	Tracker	Status	Priority	Subject	Assignee
<input type="checkbox"/> 1	Chapter	In Progress	Normal	Getting Familiar with Redmine	Andriy Lesyuk
<input type="checkbox"/> 2	Chapter	New	Normal	Installing Redmine	Andriy Lesyuk
<input type="checkbox"/> 3	Chapter	New	Normal	Configuring Redmine	Andriy Lesyuk
<input type="checkbox"/> 4	Chapter	New	Normal	Issue Tracking	Andriy Lesyuk
<input type="checkbox"/> 5	Chapter	New	Normal	Managing Projects	Andriy Lesyuk
<input type="checkbox"/> 6	Chapter	New	Normal	Text Formatting	Andriy Lesyuk
<input type="checkbox"/> 7	Chapter	New	Normal	Access Control and Workflow	Andriy Lesyuk
<input type="checkbox"/> 8	Chapter	New	Normal	Time Tracking	Andriy Lesyuk
<input type="checkbox"/> 9	Chapter	New	Normal	Personalization	Andriy Lesyuk
<input type="checkbox"/> 10	Chapter	New	Normal	Plugins and Themes	Andriy Lesyuk
<input type="checkbox"/> 11	Chapter	New	Normal	Customizing Redmine	Andriy Lesyuk

(1-11/11)

Also available in: Atom | CSV | PDF

## Issues

- [View all issues](#)
- [Summary](#)
- [Calendar](#)
- [Gantt](#)

# Mastering Redmine

Search:  Mastering Redmine ▾

Overview Activity **Issues** New issue Gantt Calendar News Documents Wiki Files Settings

## Chapter #1

[Edit](#) [Log time](#) [Watch](#) [Copy](#) [Delete](#)

### Getting Familiar with Redmine

< Previous | 1 of 11 | Next >

Added by [Andriy Lesyuk](#) 9 days ago. Updated 18 minutes ago.

<b>Status:</b>	In Progress	<b>Start date:</b>	09/07/2015
<b>Priority:</b>	Normal	<b>Due date:</b>	09/20/2015
<b>Assignee:</b>	<a href="#">Andriy Lesyuk</a>	<b>% Done:</b>	<div style="width: 50%;"><div style="background-color: #70ad47; height: 10px; width: 50%;"></div></div> 50%
<b>Category:</b>	-		
<b>Target version:</b>	-		

#### Description

[Quote](#)

This chapter prepares us for the next ones by briefly going through the Redmine interface concept and reviewing pluggable components of the application.

#### Subtasks

[Add](#)

#### Related issues

[Add](#)

#### History

Updated by [Andriy Lesyuk](#) 8 days ago

#1

- **Status** changed from *New* to *In Progress*

Updated by [Andriy Lesyuk](#) 5 days ago

#2

- **% Done** changed from 0 to 10

Updated by [Andriy Lesyuk](#) 18 minutes ago

#3

- **% Done** changed from 10 to 50

[Edit](#) [Log time](#) [Watch](#) [Copy](#) [Delete](#)

Also available in: [Atom](#) | [PDF](#)

#### Issues

[View all issues](#)  
[Summary](#)  
[Calendar](#)  
[Gantt](#)

#### Watchers (2)

[Add](#)

[Prachi Bisht](#) [Shweta Pant](#)

## Getting Familiar with Redmine

◀ Previous | 1 of 11 | Next ▶

Added by Andriy Lesyuk

Status:

Priority:

Assignee:

Category:

Target version:

### Description

This chapter prepares us  
reviewing pluggable com

### Subtasks

### Related issues

### History

Updated by **Andriy Lesyuk** 9 days ago

#1

- **Status** changed from *New* to *In Progress*

### Add watchers



Search for user:

- Andriy Lesyuk
- Prachi Bisht
- Shweta Pant

Add

Cancel

# Mastering Redmine




Search:  Mastering Redmine ▾

- Overview
- Activity
- Issues
- New issue
- Gantt
- Calendar
- News
- Documents
- Wiki
- Files
- Settings**

## Settings

- Information**
- Modules
- Members
- Versions
- Issue categories
- Wiki
- Repositories
- Forums
- Activities (time tracking)

Name \*

Description **B** *I* U ~~S~~ **C** **H1** **H2** **H3**  **pre**  

You will first read about possible setups. Then, you will choose an appropriate setup to install and configure. The book runs through the main features of Redmine and shows how it can be effectively used as project management, issue and time tracking solution. Once you are familiar with all the essential features of Redmine, you will start exploring advanced concepts such as integration with other applications, customizing Redmine, and using various Redmine plugins.

This book will help you master Redmine by unleashing it's core functionality .

Identifier \*

Homepage

Public

Inherit members

Trackers

Chapter  Erratum  Omission

Improvement

# Mastering Redmine

Search:  Jump to a project...

## Settings

General Display Authentication API Projects Issue tracking Files Email notifications Incoming emails Repositories

Application title:

Welcome text:  [Rich text editor toolbar]

Objects per page options:   
Multiple values allowed (comma separated).

Search results per page:

Days displayed on project activity:  days

Host name and path:   
Example: mastering-redmine.com

Protocol:

Text formatting:

Cache formatted text:

Wiki history compression:

Maximum number of items in Atom feeds:

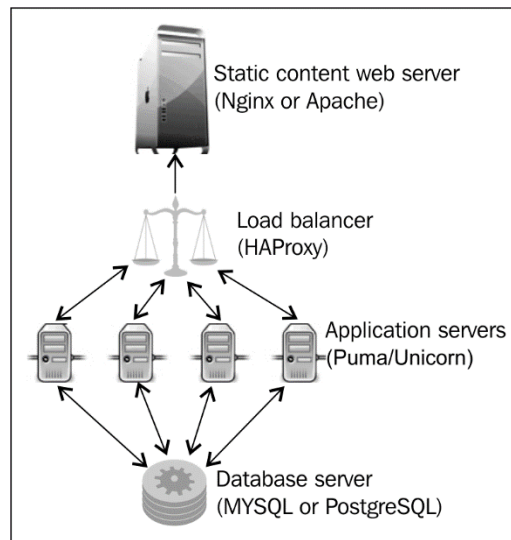
### Administration

- [Projects](#)
- [Users](#)
- [Groups](#)
- [Roles and permissions](#)
- [Trackers](#)
- [Issue statuses](#)
- [Workflow](#)
- [Custom fields](#)
- [Enumerations](#)
- [Settings](#)
- [LDAP authentication](#)
- [Plugins](#)
- [Information](#)

## Revisions

Revision:

#	Date	Author	Comment
fb7abea9	03 May 2012 15:41	José Valim	Merge pull request #6139 from pwim/extract_options-actionpack use extract_options!
54174b5f	03 May 2012 15:26	José Valim	Merge pull request #6141 from mhfs/mailler_tweaks Minor ActionMailer tweaks
e821611c	03 May 2012 15:21	Paul McMahon	use extract_options!
5f2f9b57	03 May 2012 15:11	Marcelo Silveira	No need to force conversion to Symbol since case ensures it's already one.
3d021951	03 May 2012 15:10	Marcelo Silveira	No need to work around 1.8 warnings anymore.
ab7b5501	03 May 2012 14:59	Vijay Dev	Merge pull request #6137 from FLOChip/cache_documentation cache_store has an extra option of :null_store.
e608588d	03 May 2012 14:58	Oscar Del Ben	Update command line guide
5c0cbb3d	03 May 2012 11:50	José Valim	Merge pull request #6138 from bogdan/routes RouteSet: remove some code dups
7273adab	03 May 2012 11:28	Teng Siong Ong	cache_store has an extra option of :null_store.
c9e809c8	03 May 2012 11:20	Paul McMahon	I found it strange that this guide is redirecting questions to a specific person. Heiko Webers' (@hawe) last blog post is a year and a half old, so it's not obvious that he's still active with Rails security. If he is, feel free to revert.
3e541799	03 May 2012 10:53	Jon Leighton	Merge pull request #6134 from carlosantoniodasilva/ar-relation-kernel-private-methods Fix issue with private kernel methods and collection associations
5d26c8f0	03 May 2012 05:23	Carlos Antonio da Silva	Fix issue with private kernel methods and collection associations. Closes #2508 Change CollectionProxy#method_missing to use scoped.public_send, to avoid a problem described in issue #2508 when trying to use class methods with names like "open", that clash with private kernel methods....



## Chapter 2:

```
s-andy@debian:~$ sudo apt-get install redmine redmine-mysql mysql-server
```

```
Reading package lists... Done
```

```
Building dependency tree
```

```
Reading state information... Done
```

```
The following extra packages will be installed:
```

```
binutils build-essential bundler cpp cpp-4.9 dbconfig-common dpkg-dev fakeroot fonts-droid g++ g++-4.9 gcc gcc-4.9 ghostscript gsfonts
imagemagick-common javascript-common libaio1 libalgorithm-diff-perl libalgorithm-diff-xs-perl libalgorithm-merge-perl libasan0 libasan1 libatomic1
libc-ares2 libc-dev-bin libc6-dev libcilkrts5 libclooq-isl4 libcupsfilters1 libcupsimage2 libcurl3 libdbd-mysql-perl libdbi-perl libdpkg-perl
libdev4 libfakeroot libfcgi-ruby1.9.1 libfcgi0db1 libfftw3-double3 libfile-fcntllock-perl libgcc-4.8-dev libgcc-4.9-dev libgmp-dev libgmpxx4db1
libgomp1 libgs9 libgs9-common libhtml-template-perl libijs-0.35 libisl10 libitm1 libjbig2dec0 libjs-coffeescript libjs-jquery libjs-jquery-ui
libjs-prototype libjs-scriptaculous libjsoncpp0 liblqr-1-0 liblsan0 libltdl7 libmagickcore-6.q16-2 libmpc3 libmpfr4 libmysqlclient18 libquadmath0
libruby2.1 libstdc++-4.8-dev libstdc++-4.9-dev libterm-readkey-perl libtsan0 libubsan0 libv8-3.14.5 libyaml-0-2 linux-libc-dev make manpages-dev
mysql-client-5.5 mysql-common mysql-server-5.5 mysql-server-core-5.5 nodejs poppler-data rake ruby ruby-actionmailer ruby-actionpack
ruby-actionpack-action-caching ruby-actionview ruby-activemodel ruby-activerecord ruby-activesupport ruby-arel ruby-atomic ruby-awsome-nested-set
ruby-blankslate ruby-builder ruby-celluloid ruby-coderay ruby-coffee-rails ruby-coffee-script ruby-coffee-script-source ruby-dev ruby-erubis
ruby-eventmachine ruby-execjs ruby-fcgi ruby-ffi ruby-hike ruby-hmac ruby-i18n ruby-jbuilder ruby-jquery-rails ruby-json ruby-listen ruby-mail
ruby-mime-types ruby-minitest ruby-multi-json ruby-mysql2 ruby-net-http-persistent ruby-net-ldap ruby-oj ruby-openssl ruby-passenger ruby-polyglot
ruby-protected-attributes ruby-rack ruby-rack-openssl ruby-rack-test ruby-rails ruby-rails-observers ruby-railties ruby-rb-inotify ruby-redcarpet
ruby-request-store ruby-rmagick ruby-sass ruby-sass-rails ruby-sdoc ruby-spring ruby-sprockets ruby-sprockets-rails ruby-sqlite3 ruby-thor
ruby-thread-safe ruby-tilt ruby-timers ruby-treetop ruby-turbolinks ruby-tzinfo ruby-uglifyer ruby-ugl ruby2.1 ruby2.1-dev rubygems-integration
zip
```

```
Suggested packages:
```

```
binutils-doc cpp-doc gcc-4.9-locales virtual-mysql-client mysql-client postgresql-client debian-keyring g++-multilib g++-4.9-multilib gcc-4.9-doc
libstdc++6-4.9-dbg gcc-multilib autoconf automake libtool flex bison gdb gcc-doc gcc-4.9-multilib libgcc1-dbg libgomp1-dbg libitm1-dbg
libatomic1-dbg libasan1-dbg liblsan0-dbg libtsan0-dbg libubsan0-dbg libcilkrts5-dbg libquadmath0-dbg ghostscript-x apache2 lighttpd httpd
glibc-doc libclone-perl libmldbm-perl libnet-daemon-perl libssl-statement-perl libfftw3-bin libfftw3-dev libgmp10-dev libmpfr-dev
libipc-sharedcache-perl coffeescript libjs-jquery-ui-docs libmagickcore-6.q16-2-extra libstdc++-4.8-doc libstdc++-4.9-doc make-doc tinyc
poppler-utils fonts-japanese-mincho fonts-ipafont-mincho fonts-japanese-gothic fonts-ipafont-gothic fonts-archic-ukai fonts-archic-uming
fonts-nanum bzip2 cvs darcs git mercurial subversion ri ruby-builder-doc rails ruby-passenger-doc ruby-compass treetop doc-base
```

```
The following NEW packages will be installed:
```

```
binutils build-essential bundler cpp cpp-4.9 dbconfig-common dpkg-dev fakeroot fonts-droid g++ g++-4.9 gcc gcc-4.9 ghostscript gsfonts
imagemagick-common javascript-common libaio1 libalgorithm-diff-perl libalgorithm-diff-xs-perl libalgorithm-merge-perl libasan0 libasan1 libatomic1
libc-ares2 libc-dev-bin libc6-dev libcilkrts5 libclooq-isl4 libcupsfilters1 libcupsimage2 libcurl3 libdbd-mysql-perl libdbi-perl libdpkg-perl
libdev4 libfakeroot libfcgi-ruby1.9.1 libfcgi0db1 libfftw3-double3 libfile-fcntllock-perl libgcc-4.8-dev libgcc-4.9-dev libgmp-dev libgmpxx4db1
libgomp1 libgs9 libgs9-common libhtml-template-perl libijs-0.35 libisl10 libitm1 libjbig2dec0 libjs-coffeescript libjs-jquery libjs-jquery-ui
libjs-prototype libjs-scriptaculous libjsoncpp0 liblqr-1-0 liblsan0 libltdl7 libmagickcore-6.q16-2 libmpc3 libmpfr4 libmysqlclient18 libquadmath0
libruby2.1 libstdc++-4.8-dev libstdc++-4.9-dev libterm-readkey-perl libtsan0 libubsan0 libv8-3.14.5 libyaml-0-2 linux-libc-dev make manpages-dev
mysql-client-5.5 mysql-common mysql-server mysql-server-5.5 mysql-server-core-5.5 nodejs poppler-data rake redmine redmine-mysql ruby
ruby-actionmailer ruby-actionpack ruby-actionpack-action-caching ruby-actionview ruby-activemodel ruby-activerecord ruby-activesupport ruby-arel
ruby-atomic ruby-awsome-nested-set ruby-blankslate ruby-builder ruby-celluloid ruby-coderay ruby-coffee-rails ruby-coffee-script
ruby-coffee-script-source ruby-dev ruby-erubis ruby-eventmachine ruby-execjs ruby-fcgi ruby-ffi ruby-hike ruby-hmac ruby-i18n ruby-jbuilder
ruby-jquery-rails ruby-json ruby-listen ruby-mail ruby-mime-types ruby-minitest ruby-multi-json ruby-mysql2 ruby-net-http-persistent ruby-net-ldap
ruby-oj ruby-openssl ruby-passenger ruby-polyglot ruby-protected-attributes ruby-rack ruby-rack-openssl ruby-rack-test ruby-rails
ruby-rails-observers ruby-railties ruby-rb-inotify ruby-redcarpet ruby-request-store ruby-rmagick ruby-sass ruby-sass-rails ruby-sdoc ruby-spring
ruby-sprockets ruby-sprockets-rails ruby-sqlite3 ruby-thor ruby-thread-safe ruby-tilt ruby-timers ruby-treetop ruby-turbolinks ruby-tzinfo
ruby-uglifyer ruby-ugl ruby2.1 ruby2.1-dev rubygems-integration
0 upgraded, 161 newly installed, 0 to remove and 0 not upgraded.
```

```
Need to get 95.0 MB of archives.
```

```
After this operation, 388 MB of additional disk space will be used.
```

```
Do you want to continue? [Y/n] y
```



Configuring mysql-server-5.5

While not mandatory, it is highly recommended that you set a password for the MySQL administrative "root" user.  
If this field is left blank, the password will not be changed.

New password for the MySQL "root" user:

\*\*\*\*\*

<Ok>

Configuring redmine

The redmine/instances/default package must have a database installed and configured before it can be used. This can be optionally handled with dbconfig-common.

If you are an advanced database administrator and know that you want to perform this configuration manually, or if your database has already been installed and configured, you should refuse this option. Details on what needs to be done should most likely be provided in /usr/share/doc/redmine/instances/default.

Otherwise, you should probably choose this option.

Configure database for redmine/instances/default with dbconfig-common?

<Yes> <No>

Configuring redmine

The redmine/instances/default package can be configured to use one of several database types. Below, you will be presented with the available choices.

Database type to be used by redmine/instances/default:

sqlite3  
pgsql  
mysql

<Ok> <Cancel>

Configuring redmine

Please provide the password for the administrative account with which this package should create its MySQL database and user.

Password of the database's administrative user:

\*\*\*\*\*

<Ok> <Cancel>

Configuring redmine

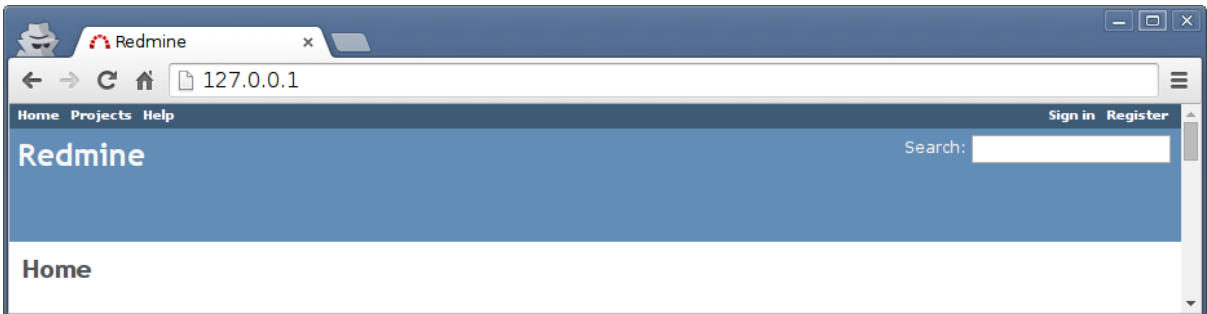
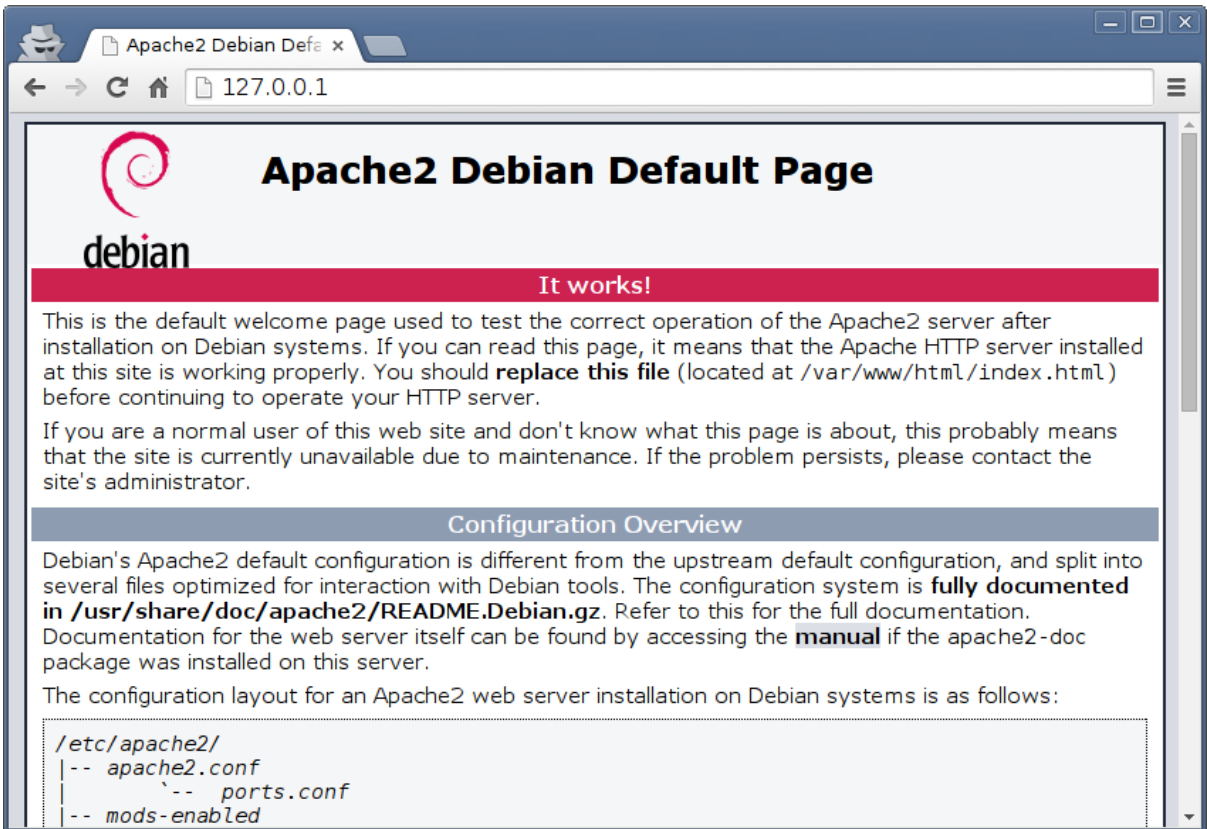
Please provide a password for redmine/instances/default to register with the database server. If left blank, a random password will be generated.

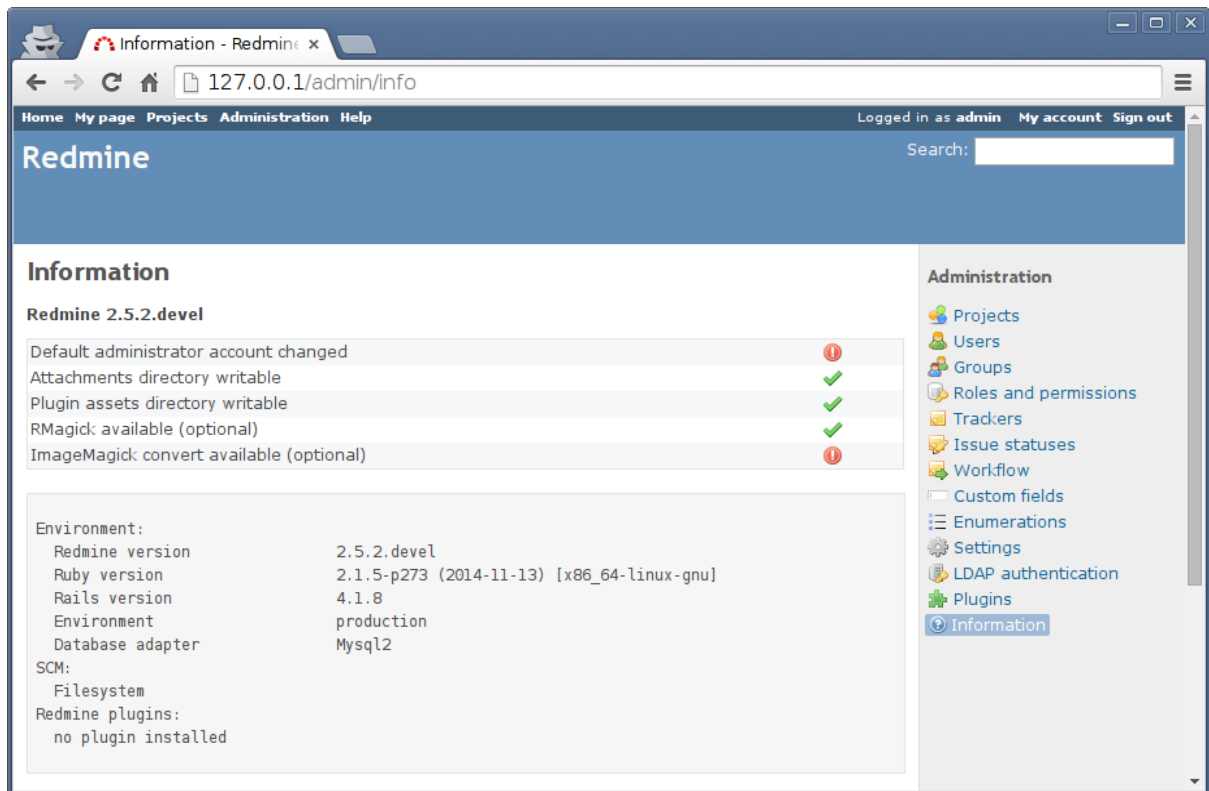
MySQL application password for redmine/instances/default:

\*\*\*\*\*

<Ok> <Cancel>

```
Setting up apache2-bin (2.4.10-10+deb8u3) ...
Setting up apache2-utils (2.4.10-10+deb8u3) ...
Setting up apache2-data (2.4.10-10+deb8u3) ...
Setting up apache2 (2.4.10-10+deb8u3) ...
Enabling module mpm_event.
Enabling module authz_core.
Enabling module authz_host.
Enabling module authn_core.
Enabling module auth_basic.
Enabling module access_compat.
Enabling module authn_file.
Enabling module authz_user.
Enabling module alias.
Enabling module dir.
Enabling module autoindex.
Enabling module env.
Enabling module mime.
Enabling module negotiation.
Enabling module setenvif.
Enabling module filter.
Enabling module deflate.
Enabling module status.
Enabling conf charset.
Enabling conf localized-error-pages.
Enabling conf other-vhosts-access-log.
Enabling conf security.
Enabling conf serve-cgi-bin.
Enabling site 000-default.
Setting up libapache2-mod-passenger (4.0.53-1) ...
apache2_invoke: Enable module passenger
Setting up ssl-cert (1.0.35) ...
Processing triggers for libc-bin (2.19-18+deb8u1) ...
Processing triggers for systemd (215-17+deb8u2) ...
s-andy@debian:~$ █
```





```

s-andy@mastering-redmine:/opt/redmine/redmine-3.2.0$ sudo gem install bundler
Fetching: bundler-1.11.2.gem (100%)
Successfully installed bundler-1.11.2
1 gem installed
Installing ri documentation for bundler-1.11.2...
Installing RDoc documentation for bundler-1.11.2...
s-andy@mastering-redmine:/opt/redmine/redmine-3.2.0$ █
  
```

```

Installing request_store 1.0.5
Installing rmagick 2.15.4 with native extensions
  
```

```

Gem::Installer::ExtensionBuildError: ERROR: Failed to build gem native extension.
  
```

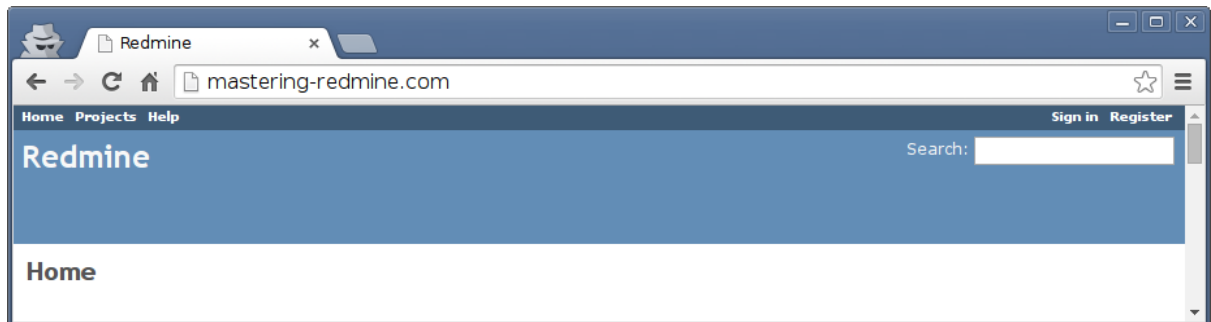
```

/usr/bin/ruby1.9.1 extconf.rb
/usr/lib/ruby/1.9.1/rubygems/custom_require.rb:36:in `require': cannot load such file -- mkmf (LoadError)
  from /usr/lib/ruby/1.9.1/rubygems/custom_require.rb:36:in `require'
  from extconf.rb:4:in <main>
  
```

```

Gem files will remain installed in /tmp/bundler20160306-2434-13uao0hrmagick-2.15.4/gems/rmagick-2.15.4 for inspection.
Results logged to /tmp/bundler20160306-2434-13uao0hrmagick-2.15.4/gems/rmagick-2.15.4/ext/RMagick/gem_make.out
An error occurred while installing json (1.8.3), and Bundler cannot continue.
Make sure that `gem install json -v '1.8.3'` succeeds before bundling.
s-andy@mastering-redmine:/opt/redmine/redmine-3.2.0$ █
  
```

```
Installing sprockets-rails 3.0.4
Installing jquery-rails 3.1.4
Installing roadie-rails 1.1.0
Installing rails 4.2.5
Bundle complete! 28 Gemfile dependencies, 53 gems now installed.
Gems in the groups development, test, postgresql and sqlite were not installed.
Use `bundle show [gemname]` to see where a bundled gem is installed.
s-andy@mastering-redmine:/opt/redmine/redmine-3.2.0$
```






























## Select Image

Distributions

Applications

Snapshots

Backups

 FreeBSD AMP on 10.1	 Cassandra on 14.04	 Django on 14.04
 Mumble Server (murmur) on 14.04	 Joomla! 3.4.3 on 14.04	 Magento 1.9.2.1 CE on 14.04
 MongoDB 3.0.5 on 14.04	 LEMP on 14.04	 LAMP on 14.04
 MediaWiki on 14.04	 WordPress on 14.04	 Ruby on Rails on 14.04 (Postgres, Nginx, U...)
 MEAN on 14.04	 Drupal 7.39 on 14.04	 node v4.1.0 on 14.04
 Redis 3.0.4 on 14.04	 ownCloud 8.1.3 on 14.04	 Ghost 0.7.1 on 14.04
 Discourse on 14.04	 GitLab 8.0.4 CE on 14.04	 ELK Logging Stack on 14.04
 Docker 1.8.3 on 14.04	 Drone on 14.04	 Dokku v0.4.1 on 14.04
 Discourse on 14.04	 PHPMyAdmin on 14.04	 Redmine on 14.04

## Chapter 3:

Information

<b>Login *</b>	<input type="text" value="admin"/>
<b>First name *</b>	<input type="text" value="Redmine"/>
<b>Last name *</b>	<input type="text" value="Admin"/>
<b>Email *</b>	<input type="text" value="admin@example.net"/>
<b>Language</b>	<input type="text" value="(auto)"/>
<b>Administrator</b>	<input checked="" type="checkbox"/>

Information

**Login \***

**First name \***

**Last name \***

**Email \***

**Language**

**Administrator**

Authentication

**Password \***

Must be at least 8 characters long.

**Confirmation \***

**Generate password**

**Must change password at next logon**

Save



# Mastering Redmine

Search:

## Settings

- General
- Display
- Authentication
- API
- Projects
- Issue tracking
- Files
- Email notifications
- Incoming emails
- Repositories

**Application title**

**Welcome text** **B** *I* **C** **H1** **H2** **H3**

[Redmine] (<http://www.redmine.org/>) is well-known as one of the best open source project management applications. But, it's also one of the best project hosting and issue tracking solutions. In addition, it incorporates Wiki, repository management, forums, time tracking, and more. This book reveals the power of Redmine and manifests its exceptional flexibility and

**Objects per page options**   
Multiple values allowed (comma separated).

**Search results per page**

**Days displayed on project activity**  days

**Host name and path**   
Example: mastering-redmine.com

**Protocol**

**Text formatting**

**Cache formatted text**

**Wiki history compression**

**Maximum number of items in Atom feeds**

Save

### Administration

- Projects
- Users
- Groups
- Roles and permissions
- Trackers
- Issue statuses
- Workflow
- Custom fields
- Enumerations
- Settings
- LDAP authentication
- Plugins
- Information

## Settings

- General
- Display
- Authentication
- API
- Projects
- Issue tracking
- Files
- Email notifications
- Incoming emails
- Repositories

**Theme**

**Default language**

**Force default language for anonymous users**

**Force default language for logged-in users**

**Start calendars on**

**Date format**

**Time format**

**Users display format**

**Use Gravatar user icons**

**Default Gravatar image**

**Display attachment thumbnails**

**Thumbnails size (in pixels)**

Save



## Settings

[General](#) [Display](#) **Authentication** [API](#) [Projects](#) [Issue tracking](#) [Files](#) [Email notifications](#) [Incoming emails](#) [Repositories](#)

**Authentication required**

**Autologin**

**Self-registration**

**Allow users to delete their own account**

**Minimum password length**

**Require password change after**

**Lost password**

**Maximum number of additional email addresses**

**Allow OpenID login and registration**

**Session expiration**

**Session maximum lifetime**

**Session inactivity timeout**

Warning: changing these settings may expire the current sessions including yours.

**Login:**

**Password:**

**OpenID URL**

[Lost password](#)

## Authentication modes » New authentication mode (LDAP)

Name *	<input type="text" value="Packt Publishing LDAP"/>
Host *	<input type="text" value="ldap.packtpub.com"/>
Port *	<input type="text" value="636"/> <input checked="" type="checkbox"/> LDAPS
Account	<input "="" type="text" value="cn=ldapadmin,dc=ldap,dc="/>
Password	<input type="password" value="....."/>
Base DN *	<input type="text" value="ou=users,dc=ldap,dc=packtpub,dc=com"/>
LDAP filter	<input type="text"/>
Timeout (in seconds)	<input type="text"/>
On-the-fly user creation	<input checked="" type="checkbox"/>

### Attributes

Login attribute *	<input type="text" value="uid"/>
Firstname attribute	<input type="text" value="givenName"/>
Lastname attribute	<input type="text" value="sN"/>
Email attribute	<input type="text" value="mail"/>

### Settings

[General](#) [Display](#) [Authentication](#) [API](#) [Projects](#) [Issue tracking](#) [Files](#) **[Email notifications](#)** [Incoming emails](#) [Repositories](#)

Email delivery is not configured, and notifications are disabled.  
Configure your SMTP server in config/configuration.yml and restart the application to enable them.

## Settings

- General
- Display
- Authentication
- API
- Projects
- Issue tracking
- Files
- Email notifications**
- Incoming emails
- Repositories

Emission email address

Blind carbon copy recipients (bcc)

Plain text mail (no HTML)

Default notification option

Select actions for which email notifications should be sent.

- Issue added
- Issue updated
  - Note added
  - Status updated
  - Assignee updated
  - Priority updated
- News added
- Comment added to a news
- Document added
- File added
- Message added
- Wiki page added
- Wiki page updated

[Check all](#) | [Uncheck all](#)

Email header

Email footer

You have received this notification because you have either subscribed to it, or are involved in it.  
To change your notification preferences, please click here: <http://hostname/my/account>

[Send a test email](#)

## Settings

General

Display

Authentication

API

Projects

Issue tracking

Files

Email notifications

**Incoming emails**

Repositories

**Truncate emails after one of these lines**

Multiple values allowed (one line for each value).

**Exclude attachments by name**

Multiple values allowed (comma separated). Example: smime.p7s, \*.vcf

**Enable WS for incoming emails**

API key







[Generate a key](#)

Save

## Settings

[General](#) [Display](#) [Authentication](#) [API](#) [Projects](#) [Issue tracking](#) [Files](#) [Email notifications](#) [Incoming emails](#) **Repositories**

### Enabled SCM

	Command	Version
<input checked="" type="checkbox"/> Subversion	 svn	
<input checked="" type="checkbox"/> Darcs	 darcs	
<input checked="" type="checkbox"/> Mercurial	 hg	
<input checked="" type="checkbox"/> Cvs	 cvs	
<input checked="" type="checkbox"/> Bazaar	 bzt	
<input checked="" type="checkbox"/> Git	 git	
<input type="checkbox"/> Filesystem		

You can configure your SCM commands in config/configuration.yml. Please restart the application after editing it.

**Fetch commits automatically**

**Enable WS for repository management**

**API key**  [Generate a key](#)

**Maximum number of revisions displayed on file log**



### Referencing and fixing issues in commit messages

**Referencing keywords**   
Multiple values allowed (comma separated).

**Allow issues of all the other projects to be referenced and fixed**

**Enable time logging**

**Activity for logged time**

Tracker	Fixing keywords	Applied status	% Done	
<input type="text" value="all"/>	<input type="text"/>	<input type="text"/>	<input type="text"/>	 

Multiple values allowed (comma separated).

### Enabled SCM

	Command	Version
<input checked="" type="checkbox"/> Subversion	✓ svn	1.8.8
<input checked="" type="checkbox"/> Darcs	✓ darcs	2.8.4
<input checked="" type="checkbox"/> Mercurial	✓ hg	2.8.2
<input checked="" type="checkbox"/> Cvs	✓ cvs	1.12.13
<input checked="" type="checkbox"/> Bazaar	✓ bzd	2.7.0
<input checked="" type="checkbox"/> Git	✓ git	1.9.1
<input type="checkbox"/> Filesystem		

You can configure your SCM commands in config/configuration.yml. Please restart the application after editing it.

Home Projects Help
Sign in Register

Redmine
Search:

Overview Download Activity Roadmap Issues News Wiki Forums
Repository

**root** Statistics | Revision:

	Name	Size	Revision	Age	Author	Comment
<input type="checkbox"/>	branches		14764	about 23 hours	Toshi MARUYAMA	Merged r14761 from trunk to 3.0-stable (#20911,...
<input type="checkbox"/>	sandbox		13476	about 1 year	Jean-Philippe Lang	Removed unused shoulda gems.
<input type="checkbox"/>	tags		14610	about 1 month	Jean-Philippe Lang	tagged version 3.1.1
<input type="checkbox"/>	trunk		14768	about 3 hours	Jean-Philippe Lang	Adds tests for default custom field value (#210...

**Latest revisions**

#	Date	Author	Comment
14768	2015-10-30 13:59	Jean-Philippe Lang	Adds tests for default custom field value (#21074).
14767	2015-10-30 12:00	Jean-Philippe Lang	Keep anchor (i.e. to a specific issue note) throughout login (#21110). Patch by Jens Krämer.
14766	2015-10-30 09:56	Jean-Philippe Lang	Fixed that #L_hours_short shows 2 h (#21069).
14765	2015-10-29 17:51	Toshi MARUYAMA	Japanese wiki_syntax_detailed_textile.html translation for trunk updated by Go MAEDA (#20911)
14764	2015-10-29 17:47	Toshi MARUYAMA	Merged r14761 from trunk to 3.0-stable (#20911, #21105) Japanese wiki_syntax_detailed_textile.html translation for 3.0-stable updated by Go MAEDA.
14763	2015-10-29 17:47	Toshi MARUYAMA	Merged r14365 only public/helo/ja/wiki_syntax_detailed.html to 3.0-stable (#20911, #21105) Replace tabs with spaces and remove trailing tabs in several files.
14762	2015-10-29 17:40	Toshi MARUYAMA	Merged r14761 from trunk to 3.1-stable (#20911, #21105) Japanese wiki_syntax_detailed_textile.html translation for 3.0-stable updated by Go MAEDA.
14761	2015-10-29 17:35	Toshi MARUYAMA	Japanese wiki_syntax_detailed_textile.html translation for 3.0-stable updated by Go MAEDA (#20911, #21105)
14760	2015-10-29 16:40	Toshi MARUYAMA	appveyor.yml: remove unneeded --without DB
14759	2015-10-29 15:01	Jean-Philippe Lang	Adds translation string for hours with symbol (#21069).

[View all revisions](#)

Also available in: [Atom](#)

Powered by [Redmine](#) © 2006-2014 Jean-Philippe Lang



**Fetch commits automatically**

**Enable WS for repository management**

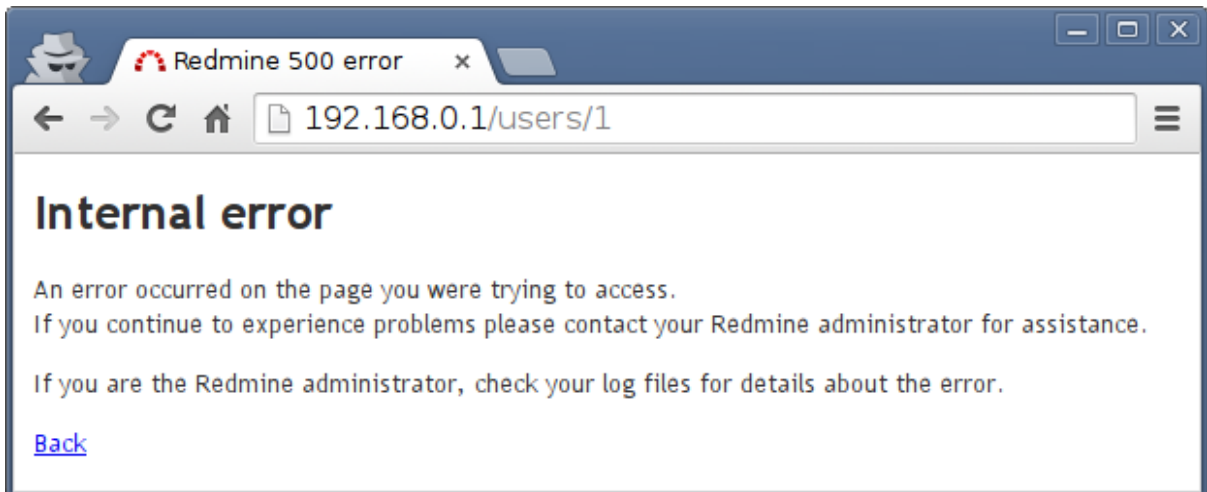
**API key**  [Generate a key](#)

**Maximum number of revisions displayed on file log**

## Search

All words  Search titles only

Issues  News  Documents  Changesets  Wiki pages  Messages  Projects  Redmine plugins



Web application could not be started

Phusion Passenger has listed more information about the error below.

It looks like Bundler could not find a gem. Maybe you didn't install all the gems that this application needs. To install your gems, please run:

```
bundle install
```

If that didn't work, then the problem is probably caused by your application being run under a different environment than it's supposed to. Please check the following:

1. Is this app supposed to be run as the nobody user?
2. Is this app being run on the correct Ruby interpreter? Below you will see which Ruby interpreter Phusion Passenger attempted to use.

----- The exception is as follows: -----

Could not find gem 'rails (~> 4.1.4)' in any of the gem sources listed in your Gemfile or available on this machine. (Bundler::GemNotFound)

```
/usr/lib/ruby/vendor_ruby/bundler/resolver.rb:354:in `block in verify_gemfile_dependencies_are_found!'
/usr/lib/ruby/vendor_ruby/bundler/resolver.rb:330:in `each'
/usr/lib/ruby/vendor_ruby/bundler/resolver.rb:330:in `verify_gemfile_dependencies_are_found!'
/usr/lib/ruby/vendor_ruby/bundler/resolver.rb:199:in `start'
/usr/lib/ruby/vendor_ruby/bundler/resolver.rb:183:in `resolve'
/usr/lib/ruby/vendor_ruby/bundler/definition.rb:198:in `resolve'
/usr/lib/ruby/vendor_ruby/bundler/definition.rb:137:in `specs'
/usr/lib/ruby/vendor_ruby/bundler/definition.rb:182:in `specs_for'
/usr/lib/ruby/vendor_ruby/bundler/definition.rb:171:in `requested_specs'
/usr/lib/ruby/vendor_ruby/bundler/environment.rb:18:in `requested_specs'
/usr/lib/ruby/vendor_ruby/bundler/runtime.rb:13:in `setup'
/usr/lib/ruby/vendor_ruby/bundler.rb:92:in `setup'
/usr/lib/ruby/vendor_ruby/bundler/setup.rb:18:in `'
/usr/lib/ruby/2.3.0/rubygems/core_ext/kernel_require.rb:55:in `require'
/usr/lib/ruby/2.3.0/rubygems/core_ext/kernel_require.rb:55:in `require'
/usr/lib/ruby/vendor_ruby/phusion_passenger/loader_shared_helpers.rb:430:in `activate_gem'
/usr/lib/ruby/vendor_ruby/phusion_passenger/loader_shared_helpers.rb:297:in `block in run_load_path_setup_code'
/usr/lib/ruby/vendor_ruby/phusion_passenger/loader_shared_helpers.rb:435:in `running_bundler'
/usr/lib/ruby/vendor_ruby/phusion_passenger/loader_shared_helpers.rb:296:in `run_load_path_setup_code'
/usr/share/passenger/helper-scripts/rack-preloader.rb:100:in `preload_app'
/usr/share/passenger/helper-scripts/rack-preloader.rb:156:in `'
/usr/share/passenger/helper-scripts/rack-preloader.rb:30:in `'
/usr/share/passenger/helper-scripts/rack-preloader.rb:29:in `'
```

## Settings

General Display Authentication **API** Projects Issue tracking Files Email notifications Incoming emails Repositories

Enable REST web service

Enable JSONP support

Save

## Settings

General

Display

Authentication

API

Projects

Issue tracking

**Files**

Email notifications

Incoming emails

Repositories

Maximum attachment size  KB

Allowed extensions

Multiple values allowed (comma separated). Example: txt, png

Disallowed extensions

Multiple values allowed (comma separated). Example: js, swf

Maximum size of text files displayed inline  KB

Maximum number of diff lines displayed

Attachments and repositories encodings

Multiple values allowed (comma separated).

Save

# Chapter 4:

Home My page Projects Administration Help Logged in as s-andy My account Sign out

## Mastering Redmine

Search:  Mastering Redmine ▾

Overview Activity Issues **New issue** Gantt Calendar News Documents Wiki Files Settings

### New issue

Tracker \* Chapter ▾  Private

Subject \*

Description B I ~~S~~ C H1 H2 H3 pre

Status \* New ▾ Parent task

Priority \* Normal ▾ Start date 2015-11-07

Assignee ▾ Due date

Estimated time  Hours

% Done 0 % ▾

Files Choose Files No file chosen (Maximum size: 5 MB)

Watchers  Andriy Lesyuk  Prachi Bisht  
 Shweta Pant  
[+ Search for watchers to add](#)

Create Create and continue [Preview](#)

Powered by Redmine © 2006-2015 Jean-Philippe Lang

Home My page Projects Administration Help Logged in as s-andy My account Sign out

## Mastering Redmine

Search:  Mastering Redmine ▾

Overview Activity Issues **New issue** Gantt Calendar News Documents Wiki Files **Settings**

### Settings

Information Modules Members Versions Issue categories Wiki Repositories Forums Activities (time tracking)


No data to display



[+ New category](#)

## New category

Name *	<input type="text"/>
Assignee	<input type="text" value="▼"/>


Create

Status *	<input type="text" value="New"/>	▼
Priority *	<input type="text" value="Normal"/>	▼
Assignee	<input type="text"/>	▼
Category	<input type="text"/>	▼ 

Status *	<input type="text" value="New"/>	▼
Priority *	<input type="text" value="Normal"/>	▼
Assignee	<input type="text"/>	▼
Category	<input type="text"/>	▼ 
Target version	<input type="text"/>	▼ 


## Chapter #4

[Edit](#) [Log time](#) [Watch](#) [Copy](#) [Delete](#)



### Issue Tracking

Added by [Andriy Lesyuk](#) 2 months ago. Updated less than a minute ago.

**Status:** In Progress      **Start date:** 10/26/2015  
**Priority:** Normal      **Due date:** 11/08/2015  
**Assignee:**  [Andriy Lesyuk](#)      **% Done:** 30%  
**Target version:** Second edition




**Description** [Quote](#)

This chapter reviews what makes Redmine one of the best issue trackers, also giving heed to the configuration options related to issue tracking.

**Subtasks** [Add](#)

**Related issues** [Add](#)

### History

-  Updated by [Andriy Lesyuk](#) 7 days ago #1
  - Status changed from *New* to *In Progress*
-  Updated by [Andriy Lesyuk](#) 4 days ago #2
  - % Done changed from 0 to 30
-  Updated by [Andriy Lesyuk](#) less than a minute ago #3
  - Target version set to *Second edition*

[Edit](#) [Log time](#) [Watch](#) [Copy](#) [Delete](#)


Also available in: [Atom](#) | [PDF](#)

### Issues

[View all issues](#)  
[Summary](#)  
[Calendar](#)  
[Gantt](#)  
[Import](#)

### Watchers (2)

[Add](#)

-  [Prachi Bisht](#) [Remove](#)
-  [Shweta Pant](#) [Remove](#)

### Subtasks

[Add](#)

Topic #12: Creating an issue	Resolved	<a href="#">Andriy Lesyuk</a>	<div style="width: 100%;"><div style="width: 100%;"></div></div>
▶ Topic #13: Issue categories	Resolved	<a href="#">Andriy Lesyuk</a>	<div style="width: 100%;"><div style="width: 100%;"></div></div>
▶ Topic #14: Issues and project versions	Resolved	<a href="#">Andriy Lesyuk</a>	<div style="width: 100%;"><div style="width: 100%;"></div></div>
Topic #15: Issue page	In Progress	<a href="#">Andriy Lesyuk</a>	<div style="width: 100%;"><div style="width: 20%;"></div></div>
▶ Topic #16: Subtasks	In Progress	<a href="#">Andriy Lesyuk</a>	<div style="width: 100%;"><div style="width: 20%;"></div></div>
▶ Topic #17: Related issues	New	<a href="#">Andriy Lesyuk</a>	<div style="width: 100%;"><div style="width: 0%;"></div></div>

### Related issues

[Add](#)



Related to  Issue #  [Add](#) [Cancel](#)

- Related to ▾
- Related to
- Duplicates
- Duplicated by
- Blocks
- Blocked by
- Precedes
- Follows
- Copied to
- Copied from

**Related issues** Add

Precedes ▾ Issue #  Delay:  days

**Related issues** Add

Follows <a href="#">Chapter #3: Configuring Redmine</a>	Resolved	10/12/2015	10/25/2015	
Precedes <a href="#">Chapter #5: Managing Projects</a>	New	11/09/2015	11/22/2015	

## Issues

▼ Filters

Status  Add filter

Tracker   ▾

► Options

✓ Apply 🗑 Clear 📄 Save

✓ # ▲	Tracker	Status	Priority	Subject	Assignee	% Done	Updated
<input type="checkbox"/> 1	Chapter	Resolved	Normal	Getting Familiar with Redmine	Andriy Lesyuk	<div style="width: 100%;"></div>	11/14/2015 05:12 AM
<input type="checkbox"/> 2	Chapter	Resolved	Normal	Installing Redmine	Andriy Lesyuk	<div style="width: 100%;"></div>	11/14/2015 05:12 AM
<input type="checkbox"/> 3	Chapter	Resolved	Normal	Configuring Redmine	Andriy Lesyuk	<div style="width: 100%;"></div>	11/14/2015 05:12 AM
<input type="checkbox"/> 4	Chapter	In Progress	Normal	Issue Tracking	Andriy Lesyuk	<div style="width: 50%;"></div>	11/15/2015 10:28 AM
<input type="checkbox"/> 5	Chapter	New	Normal	Managing Projects	Andriy Lesyuk	<div style="width: 0%;"></div>	11/14/2015 05:12 AM
<input type="checkbox"/> 6	Chapter	New	Normal	Text Formatting	Andriy Lesyuk	<div style="width: 0%;"></div>	11/14/2015 05:12 AM
<input type="checkbox"/> 7	Chapter	New	Normal	Access Control and Workflow	Andriy Lesyuk	<div style="width: 0%;"></div>	11/14/2015 05:12 AM
<input type="checkbox"/> 8	Chapter	New	Normal	Time Tracking	Andriy Lesyuk	<div style="width: 0%;"></div>	11/14/2015 05:12 AM
<input type="checkbox"/> 9	Chapter	New	Normal	Personalization	Andriy Lesyuk	<div style="width: 0%;"></div>	11/14/2015 05:12 AM
<input type="checkbox"/> 10	Chapter	New	Normal	Plugins and Themes	Andriy Lesyuk	<div style="width: 0%;"></div>	11/14/2015 05:12 AM
<input type="checkbox"/> 11	Chapter	New	Normal	Customizing Redmine	Andriy Lesyuk	<div style="width: 0%;"></div>	11/14/2015 05:12 AM

(1-11/11)

Also available in: [Atom](#) | [CSV](#) | [PDF](#)

### Issues

- [View all issues](#)
- [Summary](#)
- [Calendar](#)
- [Gantt](#)
- [Import](#)



▼ Filters

<input checked="" type="checkbox"/> Status	open ▾		
<input checked="" type="checkbox"/> Tracker	is ▾	Chapter ▾	▣
<input checked="" type="checkbox"/> Priority	is ▾	Low ▾	▣
<input checked="" type="checkbox"/> Author	is ▾	<< me >> ▾	▣
<input checked="" type="checkbox"/> Assignee	is ▾	<< me >> ▾	▣
<input checked="" type="checkbox"/> Target version	is ▾	Mastering Redmine - Second edition ▾	▣
<input checked="" type="checkbox"/> Category	is ▾	Typo ▾	▣
<input checked="" type="checkbox"/> Subject	contains ▾		
<input checked="" type="checkbox"/> % Done	between ▾		
<input checked="" type="checkbox"/> Private	is ▾	yes ▾	▣
<input checked="" type="checkbox"/> Watcher	is ▾	<< me >> ▾	▣
<input checked="" type="checkbox"/> Assignee's role	is ▾	Author ▾	▣
<input checked="" type="checkbox"/> Created	between ▾		▣
<input checked="" type="checkbox"/> Updated	between ▾		▣
<input checked="" type="checkbox"/> Closed	is ▾		▣
<input checked="" type="checkbox"/> Start date	between ▾		▣
<input checked="" type="checkbox"/> Due date	between ▾		▣

Add filter ▾

▼

Status

Tracker

Priority

Author

Assignee

Target version

Category

Subject

% Done

Private

Watcher

**Assignee**

Assignee's role

**Date**

Created

Updated

Closed

Start date

Due date

▾

▣

▼ Options

Columns

<p>Available Columns</p> <ul style="list-style-type: none"> <li>Project</li> <li>Parent task</li> <li>Author</li> <li>Category</li> <li>Target version</li> <li>Start date</li> <li>Due date</li> <li>Estimated time</li> <li>Total estimated time</li> <li>Spent time</li> </ul>	<p>→</p> <p>←</p>	<p>Selected Columns</p> <ul style="list-style-type: none"> <li>Tracker</li> <li>Status</li> <li>Priority</li> <li>Subject</li> <li>Assignee</li> <li>% Done</li> <li>Updated</li> </ul>	<p>⇕</p> <p>↑</p> <p>↓</p> <p>⇓</p>
-----------------------------------------------------------------------------------------------------------------------------------------------------------------------------------------------------------------------------------------------------------------------------------	-------------------	-----------------------------------------------------------------------------------------------------------------------------------------------------------------------------------------	-------------------------------------

Group results by ▾

Show  Description

Totals  Estimated time  Spent time

→

←

✓ #	▲ Tracker	Status	Priority	Subject	Assignee	% Done	Updated
▣ <b>New</b> 7							
<input type="checkbox"/>	5	Chapter	New	Normal	Managing Projects	Andriy Lesyuk	11/14/2015 05:12 AM
<input type="checkbox"/>	6	Chapter	New	Normal	Text Formatting	Andriy Lesyuk	11/14/2015 05:12 AM
<input type="checkbox"/>	7	Chapter	New	Normal	Access Control and Workflow	Andriy Lesyuk	11/14/2015 05:12 AM
<input type="checkbox"/>	8	Chapter	New	Normal	Time Tracking	Andriy Lesyuk	11/14/2015 05:12 AM
<input type="checkbox"/>	9	Chapter	New	Normal	Personalization	Andriy Lesyuk	11/14/2015 05:12 AM
<input type="checkbox"/>	10	Chapter	New	Normal	Plugins and Themes	Andriy Lesyuk	11/14/2015 05:12 AM
<input type="checkbox"/>	11	Chapter	New	Normal	Customizing Redmine	Andriy Lesyuk	11/14/2015 05:12 AM
▣ <b>In Progress</b> 1							
<input type="checkbox"/>	4	Chapter	In Progress	Normal	Issue Tracking	Andriy Lesyuk	11/15/2015 10:28 AM
▣ <b>Resolved</b> 3							
<input type="checkbox"/>	1	Chapter	Resolved	Normal	Getting Familiar with Redmine	Andriy Lesyuk	11/14/2015 05:12 AM
<input type="checkbox"/>	2	Chapter	Resolved	Normal	Installing Redmine	Andriy Lesyuk	11/14/2015 05:12 AM
<input type="checkbox"/>	3	Chapter	Resolved	Normal	Configuring Redmine	Andriy Lesyuk	11/14/2015 05:12 AM



## New query

Name

**Visible**  to me only  
 to any users  
 to these roles only:  
 Author  
 Acquisition Editor  
 Content Development Editor

**For all projects**

Options

**Default columns**

**Group results by**

**Show**  Description

**Totals**  Estimated time  Spent time

Filters

Tracker

Target version

Sort

1:

2:

3:

Columns

Available Columns	Selected Columns
Project	Tracker
Parent task	Status
Priority	Subject
Author	Start date
Assignee	Due date
Updated	
Category	
Target version	
Total estimated time	
Spent time	

## Issues

[View all issues](#)  
[Summary](#)  
[Calendar](#)  
[Gantt](#)  
[Import](#)

**My custom queries**

[Chapters](#)

### Edit

Change properties

**Project \***   Private

**Tracker \***

**Subject \***

**Description** [Edit](#)

**Status \***  **Start date**

**Priority \***  **Due date**

**Assignee**  **% Done**

**Target version**

Notes

**B** ***I*** **S** **C** **H1** **H2** **H3** **pre**

Private notes

Files

No file chosen (Maximum size: 5 MB)

[Preview](#) | [Cancel](#)



Updated by **Andriy Lesyuk** 3 minutes ago

#7

Issue comments look this way.



Updated by **Andriy Lesyuk** less than a minute ago **PRIVATE**

#8

Private comments are shown with a red stripe to the left.



- Edit
- Status
  - New
  - In Progress
  - Resolved
  - Feedback
  - Closed
  - Rejected
- Tracker
- Priority
- Target version
- Assignee
- % Done
- ★ Watch
- 📄 Copy
- 🗑️ Delete

**PRIVATE**

## Bulk edit selected issues

- [Chapter #5: Managing Projects](#)
- [Chapter #6: Text Formatting](#)
- [Chapter #7: Access Control and Workflow](#)
- [Chapter #8: Time Tracking](#)
- [Chapter #9: Personalization](#)
- [Chapter #10: Plugins and Themes](#)
- [Chapter #11: Customizing Redmine](#)

Change properties

Project	(No change) ▼	Private	(No change) ▼
Tracker	(No change) ▼	Start date	<input type="text"/> <input type="checkbox"/> Clear
Status	(No change) ▼	Due date	<input type="text"/> <input type="checkbox"/> Clear
Priority	(No change) ▼	% Done	(No change) ▼
Assignee	(No change) ▼		
Target version	(No change) ▼		

Notes

**B** *I* ~~S~~ **C** H1 H2 H3 pre

[Edit](#) [Watch](#) [Copy](#) [Delete](#)

Also available in: [Atom](#) | [PDF](#)

[Overview](#) [Activity](#) [Roadmap](#) [Issues](#) [New issue](#) [Gantt](#) [Calendar](#) [News](#) [Documents](#) [Wiki](#) [Files](#) **[Settings](#)**

## Settings

[Information](#) **[Modules](#)** [Members](#) [Versions](#) [Issue categories](#) [Wiki](#) [Repositories](#) [Forums](#)

Select modules to enable for this project:

Issue tracking

## Settings

General Display Authentication API Projects **Issue tracking** Files Email notifications Incoming emails Repositories

**Allow cross-project issue relations**

**Link Issues on copy** Ask ▾

**Allow cross-project subtasks** With project tree ▾

**Allow issue assignment to groups**

**Use current date as start date for new issues**

**Display subprojects issues on main projects by default**

**Calculate the issue done ratio with** Use the issue field ▾

**Non-working days**  Monday  Tuesday  Wednesday  Thursday  Friday  Saturday  Sunday

**Issues export limit** 500

**Maximum number of items displayed on the gantt chart** 500

### Parent tasks attributes

**Start date / Due date** Calculated from subtasks ▾

**Priority** Calculated from subtasks ▾

**% Done** Calculated from subtasks ▾

### Default columns displayed on the issue list

Available Columns

- Project
- Parent task
- Author
- Category
- Target version
- Start date
- Due date
- Estimated time
- Total estimated time
- Spent time

Selected Columns

- Tracker
- Status
- Priority
- Subject
- Assignee
- Updated

Totals  Estimated time  Spent time

Save



## Issue statuses » New status

**Name \***

**% Done** ▾

**Issue closed**

Create

 [New status](#)  [Update issue done ratios](#)



Referencing and fixing issues in commit messages

**Referencing keywords**   
Multiple values allowed (comma separated).

**Allow issues of all the other projects to be referenced and fixed**


**Enable time logging**

**Activity for logged time**

Tracker	Fixing keywords	Applied status	% Done	
<input type="text" value="all"/>	<input type="text"/>	<input type="text"/>	<input type="text"/>	
Multiple values allowed (comma separated).				
				



## Defect #11085



### Wiki start page can't be changed

Added by Stanislav German-Evtushenko over 3 years ago. Updated over 3 years ago.

<b>Status:</b>	Closed	<b>Start date:</b>	
<b>Priority:</b>	Normal	<b>Due date:</b>	
<b>Assignee:</b>	-	<b>% Done:</b>	<div style="width: 0%;"></div> 0%
<b>Category:</b>	Project settings		
<b>Target version:</b>	2.0.2		
<b>Resolution:</b>	Fixed	<b>Affected version:</b>	2.0.1

---

#### Description

- Redmine version: 2.0.1 (stable)
- Project settings -> Wiki -> Start page
  - Default value is: Wiki - **can't be changed**

### History

 Updated by Jean-Philippe Lang over 3 years ago #1

- **Status** changed from *New* to *Confirmed*
- **Target version** set to 2.0.2

 Updated by Jean-Philippe Lang over 3 years ago #2

- **Status** changed from *Confirmed* to *Resolved*
- **Resolution** set to *Fixed*

Fixed in r9768.

 Updated by Jean-Philippe Lang over 3 years ago #3

- **Status** changed from *Resolved* to *Closed*

Merged in 2.0-stable.

### Associated revisions

Revision 9768

Added by Jean-Philippe Lang over 3 years ago

Fixed that wiki start page can't be changed (#11085).

\*



# Mastering Redmine

Search:  Mastering Redmine ▾

- Overview
- Activity
- Roadmap
- Issues**
- New Issue
- Gantt
- Calendar
- News
- Documents
- Wiki
- Forums
- Files
- Repository
- Settings

## Reports

### Tracker

	open	closed	Total
Erratum	-	-	-
Omission	-	-	-
Topic	10	-	10
Chapter	11	-	11

### Priority

	open	closed	Total
Immediate	-	-	-
Urgent	-	-	-
High	-	-	-
Normal	21	-	21
Low	-	-	-

### Assignee

	open	closed	Total
Andriy Lesyuk	21	-	21
Prachi Bisht	-	-	-
Shweta Pant	-	-	-

### Author

	open	closed	Total
Andriy Lesyuk	21	-	21
Prachi Bisht	-	-	-
Shweta Pant	-	-	-



### Version

	open	closed	Total
Second edition	21	-	21

### Subproject

No data to display

### Category

	open	closed	Total
Typo	-	-	-

## Reports

### Tracker

	New	In Progress	Resolved	Feedback	Closed	Rejected	open	closed	Total
Erratum	-	-	-	-	-	-	-	-	-
Omission	-	-	-	-	-	-	-	-	-
Topic	2	1	7	-	-	-	10	-	10
Chapter	7	1	3	-	-	-	11	-	11

[Back](#)

## Import issues

### Fields mapping

<b>Project</b>	Mastering Redmine ▼	<b>Private</b>	▼
<b>Tracker</b>	Chapter ▼	<b>Parent task</b>	▼
<b>Subject</b>	-- Please select -- ▼	<b>Start date</b>	▼
<b>Description</b>	▼	<b>Due date</b>	▼
<b>Priority</b>	▼	<b>% Done</b>	▼
<b>Category</b>	▼		
	<input type="checkbox"/> Create missing values		
<b>Assignee</b>	▼		
<b>Target version</b>	▼		
	<input type="checkbox"/> Create missing values		

### File content preview

#	Tracker	Status	Subject	% Done	Pages	Start date	Due date	Description
1	Chapter	In Production	Getting Familiar with Redmine	100	21	09/07/2015	09/20/2015	This chapter prepares us for the next ones by b...
2	Chapter	In Production	Installing Redmine	100	30	09/21/2015	10/11/2015	This chapter guides on how to install Redmine 1...
3	Chapter	In Production	Configuring Redmine	100	46	10/12/2015	10/25/2015	This chapter reviews the configuration options,...

« Previous Import

# Chapter 5:

Home My page Projects Administration Help Logged in as s-andy My account Sign out


## Mastering Redmine

Search:  Mastering Redmine ▾

---

[Overview](#) [Activity](#) **[Roadmap](#)** [Issues](#) [New issue](#) [Gantt](#) [Calendar](#) [News](#) [Documents](#) [Wiki](#) [Files](#) [Settings](#)

### Roadmap + New version

 **Second edition**

**Due in about 6 months** (05/14/2016)


The second edition of Mastering Redmine

21 issues (10 closed – 11 open)67%

This book is targeted at project managers - to make them feel at ease with Redmine, at website administrators - to show them, how Redmine can be used for project hosting, and at other Redmine users - to make them confident about what they do in Redmine. Having read the book: experienced Redmine users will understand how to solve some of the most problematic issues. Novice users will be able not just to learn Redmine but also to master it.

Related issues

- [Chapter #1: Getting Familiar with Redmine](#)
- [Chapter #2: Installing Redmine](#)
- [Chapter #3: Configuring Redmine](#)
- [Chapter #4: Issue Tracking](#)
- [Chapter #5: Managing Projects](#)
- [Chapter #6: Text Formatting](#)
- [Chapter #7: Access Control and Workflow](#)
- [Chapter #8: Time Tracking](#)
- [Chapter #9: Personalization](#)
- [Chapter #10: Plugins and Themes](#)
- [Chapter #11: Customizing Redmine](#)



#### Roadmap


- Erratum
- Omission
- Topic
- Chapter
- Show completed versions

#### Versions

[Second edition](#)

**Due in about 6 months** (05/14/2016)

The second edition of Mastering Redmine

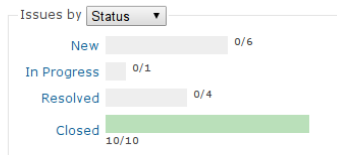


21 issues (10 closed — 11 open)

This book is targeted at project managers - to make them feel at ease with Redmine, at website administrators - to show them, how Redmine can be used for project hosting, and at other Redmine users - to make them confident about what they do in Redmine. Having read the book: experienced Redmine users will understand how to solve some of the most problematic issues. Novice users will be able not just to learn Redmine but also to master it.

Related issues

- [Chapter #1: Getting Familiar with Redmine](#)
- [Chapter #2: Installing Redmine](#)
- [Chapter #3: Configuring Redmine](#)
- [Chapter #4: Issue Tracking](#)
- [Chapter #5: Managing Projects](#)
- [Chapter #6: Text Formatting](#)
- [Chapter #7: Access Control and Workflow](#)
- [Chapter #8: Time Tracking](#)
- [Chapter #9: Personalization](#)
- [Chapter #10: Plugins and Themes](#)
- [Chapter #11: Customizing Redmine](#)



## News

➕ Add news ☆ Watch



### Announcement (1 comment)

Added by [Andriy Lesyuk](#) 3 months ago

The [first edition](#) of the Mastering Redmine book was published in 2013, i.e., almost 3 years ago. In that edition we discussed Redmine 2.2 and currently the most recent version of Redmine is 3.1. So, the book is quite outdated... While still it is not useless (not much was changed in Redmine since 2.2, to be honest), potential buyers, i.e., new Redmine users, do not know this and, therefore, don't order the book.

So, there is no wonder, that Packt Publishing asked me to update it. And, yes, I'm going to start working on the second edition of Mastering Redmine!

While the main purpose of the second addition is to be just up-to-date, I will use this chance to improve the book as much as I can. In particular, I'm going to:

- Improve English of the book
- Remove mentions of ChillProject, as it's, unfortunately, dead
- Review different plugins in *Chapter 10, Plugins and Themes*
- Update everything for Redmine 3.1

(1-1/1)

Also available in: Atom








## Add news

 Add news  Watch

**Title \***

**Summary**

**Description \***

**B** **I** **S** **C** **H1** **H2** **H3**     **pre**   

**Files**  No file chosen (Maximum size: 5 MB)

[Preview](#) | [Cancel](#)



### Announcement

 Unwatch  Edit  Delete

*A new improved second edition of "Mastering Redmine" book is coming. This time we are going to discuss Redmine 3.1.*  
Added by [Andriy Lesyuk](#) 3 months ago

The [first edition](#) of the Mastering Redmine book was published in 2013, i.e., almost 3 years ago. In that edition we discussed Redmine 2.2 and currently the most recent version of Redmine is 3.1. So, the book is quite outdated... While still it is not useless (not much was changed in Redmine since 2.2, to be honest), potential buyers, i.e., new Redmine users, do not know this and, therefore, don't order the book.

So, there is no wonder, that Packt Publishing asked me to update it. And, yes, I'm going to start working on the second edition of Mastering Redmine!

While the main purpose of the second addition is to be just up-to-date, I will use this chance to improve the book as much as I can. In particular, I'm going to:

- Improve English of the book
- Remove mentions of ChiliProject, as it's, unfortunately, dead
- Review different plugins in *Chapter 10, Plugins and Themes*
- Update everything for Redmine 3.1

### Comments



Added by [Andriy Lesyuk](#) about 1 hour ago



So, it's time to show news and comments...

[Add a comment](#)

### Documents + New document

**Supporting documents**

**Outline**

---

*08/24/2015 04:51 PM*

**Author resources**

**Planning and writing a chapter**

---

*09/11/2015 12:01 PM*

As an author you need to be able to plan and write chapters to a schedule. This document lays out a process for planning and writing technical content quickly.

**Submitting your work**

---

*09/11/2015 12:01 PM*

Once you've written your chapter you need to submit it. Here's what you need to send in, and how to send it.

**Sort by**

- Category
- Date
- Title
- Author

### Document categories

Name	Default value	Active	Sort	
Supporting documents		✓	⬆ ⬇ ⬇ ⬆	Delete
Author resources		✓	⬆ ⬇ ⬇ ⬆	Delete

New value

### S

**Submitting your work**

---

*09/11/2015 12:01 PM*

Once you've written your chapter you need to submit it. Here's what you need to send in, and how to send it.

## New document

[+ New document](#)

Category

Title \*

Description

**B** *I* ~~S~~ **C** H1 H2 H3 pre

Files  No file chosen (Maximum size: 5 MB)

## Files



[+ New file](#)

File	Date	Size	D/L	MD5	
<b>Second edition</b>					
9144_Ch01_PreliminaryDraft.odt	09/21/2015 03:15 AM	37.7 KB	1	97778c1aa925e7a3ce5a81b056c476cd	
9144_Ch02_PreliminaryDraft.odt	10/13/2015 09:27 PM	450 KB	1	e73fa025eaf1c6364296e118bfb0ecab	
9144_Ch03_PreliminaryDraft.odt	11/02/2015 04:45 AM	846 KB	1	7218a2347bae98139f345a42b661ede4	
9144_Ch04_PreliminaryDraft.odt	11/17/2015 04:45 AM	894 KB	1	ded6e41ca18900fa0840b8a0d4952aa6	










## New file

Version

Files  9144\_Ch05\_PreliminaryDraft.odt  

No file chosen (Maximum size: 5 MB)

## Wiki

**B** *I* ~~S~~ **C** H1 H2 H3     pre   

# Wiki

Parent page

Comment

Files  No file chosen (Maximum size: 5 MB)

[Preview](#)



[Wiki](#) » [Versions](#) »

[Edit](#) [★ Watch](#) [🔒 Lock](#) [↻ Rename](#) [🗑 Delete](#) [⏪ History](#)

This book is targeted at project managers - to make them feel at ease with Redmine, at website administrators - to show them, how Redmine can be used for project hosting, and at other Redmine users - to make them confident about what they do in Redmine. Having read the book experienced Redmine users will understand how to solve some of the most problematic issues. Novice users will be able not just to learn Redmine but also to master it.

[New file](#)

Also available in: [PDF](#) | [HTML](#) | [TXT](#)

Any display text

[Wiki](#) » [Versions](#) »

## Second-edition

Title *	<input type="text" value="Second-edition"/>
Redirect existing links	<input checked="" type="checkbox"/>
Parent page	<a href="#">» Versions</a> ▼
Project	Mastering Redmine ▼

[Rename](#)

[Wiki](#) » [Versions](#) »

## Second-edition » History

#	Updated	Author	Comment	
2	11/22/2015 12:27 PM	<a href="#">Andriy Lesyuk</a>	Removed the title	<a href="#">Annotate</a> <a href="#">🗑 Delete</a>
1	11/22/2015 12:27 PM	<a href="#">Andriy Lesyuk</a>	Created	<a href="#">Annotate</a> <a href="#">🗑 Delete</a>

[View differences](#) (1-2/2)

[Wiki](#) » [Versions](#) »

[⏪ History](#)

## Second-edition » History » Version 2

Version 1 ([Andriy Lesyuk, 11/22/2015 12:27 PM](#)) → Version 2/2 ([Andriy Lesyuk, 11/22/2015 12:27 PM](#))

### # The second edition of Mastering Redmine

This book is targeted at project managers - to make them feel at ease with Redmine, at website administrators - to show them, how Redmine can be used for project hosting, and at other Redmine users - to make them confident about what they do in Redmine. Having read the book experienced Redmine users will understand how to solve some of the most problematic issues. Novice users will be able not just to learn Redmine but also to master it.

## Wiki

[Start page](#)  
[Index by title](#)  
[Index by date](#)

## Index by title

★ Watch

- [Redmine](#)
- [Sidebar](#)
- [Wiki](#)
  - [Versions](#)
    - [Second-edition](#)

Also available in: [Atom](#) | [PDF](#) | [HTML](#)

Home My page Projects Administration Help Logged in as s-andy My account Sign out

# Mastering Redmine

Search:  Mastering Redmine ▾

Overview Activity Roadmap Issues New issue Gantt Calendar News Documents Wiki Files **Settings**

## Settings

Information Modules Members Versions Issue categories Wiki **Repositories** Forums

No data to display

[+ New repository](#)

## New repository

SCM

**Main repository**

**Identifier**   
Length between 1 and 255 characters. Only lower case letters (a-z), numbers, dashes and underscores are allowed.  
Once saved, the identifier cannot be changed.

**URL \***   
Examples: file://, http://, https://, svn://, svn+[tunnelscheme]://

**Login**

**Password**

[Cancel](#)

## Settings

- Information
Modules
Members
Versions
Issue categories
Wiki
Repositories
Forums

Identifier	Main repository	SCM	Repository	Users	Edit	Delete
redmine	✓	Subversion	http://svn.redmine.org/redmine			

[+ New repository](#)

## redmine

Statistics | Revision:

Name	Size	Revision	Age	Author	Comment
branches		14896	about 19 hours	Jean-Philippe Lang	BRANCH set to stable.
sandbox		13476	about 1 year	Jean-Philippe Lang	Removed unused shoulda gems.
tags		14874	15 days	Jean-Philippe Lang	tagged version 3.1.2
trunk		14901	about 13 hours	Jean-Philippe Lang	Always show previous/next when there are more t...

## Latest revisions

#	Date	Author	Comment
14901	11/28/2015 07:24 AM	Jean-Philippe Lang	Always show previous/next when there are more than one page.
14900	11/28/2015 06:44 AM	Jean-Philippe Lang	Adds a bottom margin for pagination (#21258).
14899	11/28/2015 06:16 AM	Jean-Philippe Lang	Lighter colors (#21258).
14898	11/28/2015 06:13 AM	Jean-Philippe Lang	Removed a space after spacer (#21258).
14897	11/28/2015 06:13 AM	Jean-Philippe Lang	Use ul tags to do pagination (#21258). Patch by Daniel Ritz.
14896	11/28/2015 02:10 AM	Jean-Philippe Lang	BRANCH set to stable.
14895	11/28/2015 01:21 AM	Jean-Philippe Lang	Get a better message when assertion fails.
14894	11/28/2015 01:04 AM	Jean-Philippe Lang	3.2-stable branch created.
14893	11/28/2015 01:03 AM	Jean-Philippe Lang	Version set to 3.2.0.
14892	11/28/2015 12:59 AM	Jean-Philippe Lang	Only select actual users from the database in Redmine.pm (#21312). Patch by Holger Just.

[View differences](#)

[View all revisions](#)

Also available in: Atom

## Revision 14899

[← Previous](#) | [Next →](#)
14899
OK

Added by Jean-Philippe Lang about 23 hours ago  
Lighter colors (#21258).

### Related issues

[Add](#)

### Files

[View differences](#)

● added
 ● modified
 ● copied
 ● renamed
 ● deleted

- trunk
  - public
    - stylesheets
      - application.css (diff)

## Revision 14899

View differences:  inline  side by side

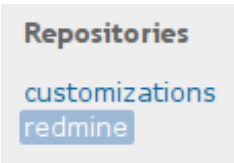
```
trunk/public/stylesheets/application.css
494 494
495 495 input#content_comments {width: 99%}
496 496
497     span.pagination {margin-left:3px}
498 497 span.pagination {margin-left:3px; color:#888;}
498 498 .pagination ul.pages {
499 499     margin: 0 5px 0 0;
500 500     padding: 0;
... ..
503 503 .pagination ul.pages li {
504 504     display: inline-block;
505 505     padding: 0;
506     border: 1px solid #888;
507     border: 1px solid #ccc;
508 507     margin-left: -1px;
509 508     line-height: 2em;
510 509 }
510 510 .pagination ul.pages li a,
511 511 .pagination ul.pages li span {
512     padding: 4px 10px;
513     padding: 3px 8px;
514 513 }
514 514 .pagination ul.pages li:first-child {
515 515     border-top-left-radius: 4px;
```

Also available in: [Unified diff](#)

[History](#) | [View](#) | [Annotate](#) | [Download \(875 Bytes\)](#)

History | View | Annotate | Download (875 Bytes)

```
1 824 jplang require 'rexml/document'
2
3 453 jplang module Redmine
4 module VERSION #:nodoc:
5 14027 jplang MAJOR = 3
6 14893 jplang MINOR = 2
7 TINY = 0
8 5549 tmaruyama
9 2036 jplang
10
11 # Branch values:
12 # * official release: nil
13 # * stable branch: stable
14 # * trunk: devel
15 BRANCH = 'devel'
16
17 # Retrieves the revision from the working copy
18 def self.revision
19 if File.directory?(File.join(Rails.root, '.svn'))
20 begin
21 path = Redmine::Scm::Adapters::AbstractAdapter.shell_quote(Rails.root.to_s)
22 if `svn info --xml #{path}` =~ /revision="(\\d+)"/
23 return $1.to_i
24 end
25 rescue
26 # Could not find the current revision
27 end
28 end
29 nil
30 end
31
32 REVISION = self.revision
33 ARRAY = [MAJOR, MINOR, TINY, BRANCH, REVISION].compact
34 STRING = ARRAY.join('.')
35
36 def self.to_a; ARRAY end
37 def self.to_s; STRING end
38 end
39 end
```



# Mastering Redmine

Search:  Mastering Redmine ▾

Overview Activity Roadmap Issues New Issue Gantt Calendar News Documents Wiki Files Repository Settings

## Settings

Information Modules Members Versions Issue categories Wiki Repositories **Forums**

No data to display

[+ New forum](#)

## New forum

Name \*

Description \*

Forums >

### Discussion

[New message](#) [Watch](#)

*Ask and suggest here (let's discuss the book)...*

No data to display

Also available in: [Atom](#)

### Discussion » New message

[New message](#) [Watch](#)

Subject   Sticky  Locked

**B** *I* ↺ **C** H1 H2 H3 `pre`

Files  
 No file chosen (Maximum size: 5 MB)

[Preview](#) | [Cancel](#)

Forums > Discussion >



### Do you like this book?

[Unwatch](#) [Quote](#) [Edit](#) [Delete](#)

Added by Andriy Lesyuk: less than a minute ago

Feel free to share your opinion about the book: here.

[Reply](#)

Forums >

## Discussion

[New message](#) [Watch](#)

Ask and suggest here (let's discuss the book)...

Subject	Author	Created	Replies	Last message
<a href="#">Do you like this book?</a>	Andriy Lesyuk	11/29/2015 11:59 AM	0	
A demo topic for the book	Andriy Lesyuk	11/29/2015 12:19 PM	1	Added by Andriy Lesyuk less than a minute ago RE: A demo topic for the book
<a href="#">Just another topic</a>	Andriy Lesyuk	11/29/2015 12:19 PM	0	

(1-3/3)

Also available in: [Atom](#)

Home My page Projects Administration Help Logged in as s-andy My account Sign out

### Mastering Redmine

Search:  Mastering Redmine

Overview Activity Roadmap Issues New issue Gantt **Calendar** News Documents Wiki Forums Files Repository Settings

#### Calendar

Filters  
 Status  Add filter

Month  Year    « October | December »

Sunday	Monday	Tuesday	Wednesday	Thursday	Friday	Saturday	
45	1	2	3	4	5	6	7
46	8 ♦ Chapter #4: Issue Tracking	9 ♦ Chapter #5: Managing Projects	10	11	12	13	14
47	15	16	17	18	19	20	21
48	22 ♦ Chapter #5: Managing Projects	23 ♦ Chapter #6: Text Formatting	24	25	26	27	28
49	29	30	1	2	3	4	5

♦ issue beginning this day  
♦ issue ending this day  
♦ issue beginning and ending this day

#### Issues

- [View all issues](#)
- [Summary](#)
- [Calendar](#)
- [Gantt](#)
- [Import](#)

#### My custom queries

- [Chapters](#)



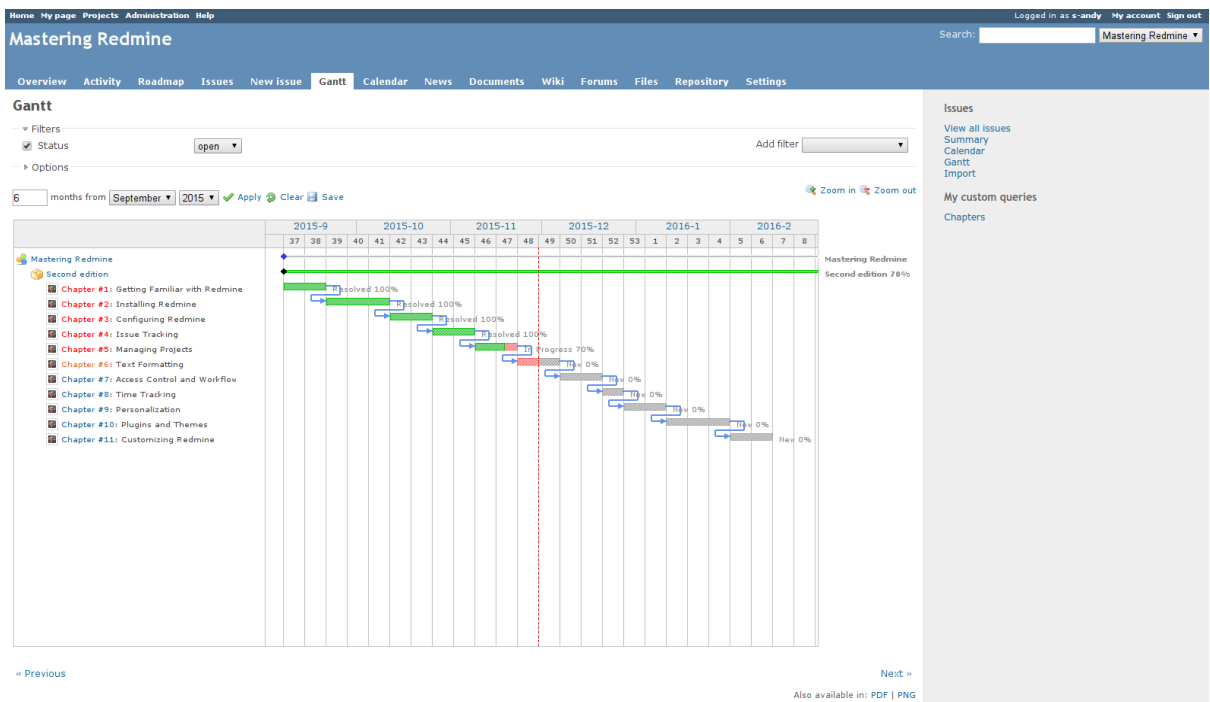
22

Chapter #5: Managing Projects

Project: Mastering Redmine  
 Status: In Progress  
 Start date: 11/09/2015  
 Due date: 11/22/2015  
 Assignee: Andriy Lesyuk  
 Priority: Normal

14

Second edition



## Settings

- General
- Display
- Authentication
- API
- Projects**
- Issue tracking
- Files
- Email notifications
- Incoming emails
- Repositories

**New projects are public by default**

**Default enabled modules for new projects**

- Issue tracking
- Time tracking
- News
- Documents
- Files
- Wiki
- Repository
- Forums
- Calendar
- Gantt

**Default trackers for new projects**








- Erratum
- Omission
- Topic
- Chapter

**Generate sequential project identifiers**

**Role given to a non-admin user who creates a project**

## New project

**Name \***

**Description** **B** *I* ~~S~~ **C** **H1** **H2** **H3**     **pre**   

**Identifier \***

Length between 1 and 100 characters. Only lower case letters (a-z), numbers, dashes and underscores are allowed, must start with a lower case letter.  
Once saved, the identifier cannot be changed.

**Homepage**

**Public**

**Subproject of**

**Inherit members**

### Modules

- |                                                    |                                                   |                                              |
|----------------------------------------------------|---------------------------------------------------|----------------------------------------------|
| <input checked="" type="checkbox"/> Issue tracking | <input checked="" type="checkbox"/> Time tracking | <input checked="" type="checkbox"/> News     |
| <input checked="" type="checkbox"/> Documents      | <input checked="" type="checkbox"/> Files         | <input checked="" type="checkbox"/> Wiki     |
| <input checked="" type="checkbox"/> Repository     | <input checked="" type="checkbox"/> Forums        | <input checked="" type="checkbox"/> Calendar |
| <input checked="" type="checkbox"/> Gantt          |                                                   |                                              |

### Trackers

- |                                             |                                              |                                |
|---------------------------------------------|----------------------------------------------|--------------------------------|
| <input checked="" type="checkbox"/> Erratum | <input checked="" type="checkbox"/> Omission | <input type="checkbox"/> Topic |
| <input type="checkbox"/> Chapter            |                                              |                                |

# Mastering Redmine

Search:  Mastering Redmine

## Overview

[New subproject](#) [Close](#)

Redmine is well-known as one of the best open source project management applications. But, it's also one of the best project hosting and issue tracking solutions. In addition, it incorporates Wiki, repository management, forums, time tracking, and more. This book reveals the power of Redmine and manifests its exceptional flexibility and customizability.

Mastering Redmine is a comprehensive guide, that covers a wide variety of topics: from configuration to writing simple plugins, from issue reporting to managing issue lifecycles, from writing simple Wiki pages to designing rich web content using the Wiki syntax, from quick installation to deep customization, and more.

This book resembles a learning tutorial. It imitates the self-learning process, so that you first understand the basics before you dig deeper into the advanced concepts.

You will first read about possible setups. Then, you will choose an appropriate setup to install and configure. The book runs through the main features of Redmine and shows, how it can be effectively used as project management, issue and time tracking solution. Once you are familiar with all the essential features of Redmine, you will start exploring advanced concepts, such as integration with other applications, customizing Redmine, and using various Redmine plugins.

This book will help you master Redmine by unleashing it's core functionality.

- Homepage: <https://www.pactpub.com/application-development/mastering-redmine>

### Issue tracking

	open	closed	Total
Erratum	0	0	0
Omission	0	0	0
Topic	0	10	10
Chapter	11	0	11

[View all issues](#) | [Calendar](#) | [Gantt](#)

### Members

Author: [Andriy Lesyuk](#)

Acquisition Editor: [Prachi Bisht](#)

Content Development Editor: [Shweta Pant](#)

### Latest news

**Announcement** (1 comment)

*A new improved second edition of "Mastering Redmine" book is coming. This time we are going to discuss Redmine 3.1.*

Added by [Andriy Lesyuk](#): 3 months ago

[View all news](#)

### Spent time

0.00 hour

[Log time](#) | [Details](#) | [Report](#)

# Mastering Redmine

Search:  Mastering Redmine ▾

- Overview
- Activity**
- Roadmap
- Issues
- New issue
- Gantt
- Calendar
- News
- Documents
- Wiki
- Forums
- Files
- Repository
- Settings





## Activity

From 11/01/2015 to 11/30/2015

### 11/17/2015

-   06:36 AM Chapter #5 (In Progress): Managing Projects  
Andriy Lesyuk
-   06:33 AM Chapter #4 (Resolved): Issue Tracking  
Andriy Lesyuk
-   04:45 AM 9144\_Ch04\_PreliminaryDraft.odt  
Chapter 4. Issue Tracking  
Andriy Lesyuk

### 11/16/2015

-   07:45 PM Chapter #4: Issue Tracking  
*Private comments are shown with a red stripe to the left.*  
Andriy Lesyuk
-   07:42 PM Chapter #4: Issue Tracking  
*Issue comments look this way.*  
Andriy Lesyuk

### 11/07/2015

-   08:45 PM Chapter #4 (In Progress): Issue Tracking  
Andriy Lesyuk

### 11/02/2015


-   04:51 AM Chapter #3 (Resolved): Configuring Redmine  
Andriy Lesyuk
-   04:45 AM 9144\_Ch03\_PreliminaryDraft.odt  
Chapter 3. Configuring Redmine  
Andriy Lesyuk

<< Previous

## Activity

- Issues
- Changesets
- News
- Documents
- Files
- Wiki edits
- Messages
- Spent time

Apply

Also available in:  Atom

# Mastering Redmine

Search:  Mastering Redmine ▾

## Settings

Name \*

Description **B** *I* ~~S~~ **C** H1 H2 H3

[Redmine](http://www.redmine.org/) is well-known as one of the best open source project management applications. But, it's also one of the best project hosting and issue tracking solutions. In addition, it incorporates Wiki, repository management, forums, time tracking, and more. This book reveals the power of Redmine and manifests its exceptional flexibility and customizability.

[Mastering Redmine](https://www.packtpub.com/application-development/mastering-redmine) is a comprehensive guide, that covers a wide variety of topics: from configuration to writing simple

Identifier \*

Homepage

Public

Inherit members

Default version

Trackers

Erratum  Omission  Topic

Chapter

## Settings

Select modules to enable for this project:



- Issue tracking
- Time tracking
- News
- Documents
- Files
- Wiki
- Repository
- Forums
- Calendar
- Gantt

[Check all](#) | [Uncheck all](#)

## Settings

Information Modules **Members** Versions Issue categories Wiki Repositories Forums Activities (time tracking)

+ New member


User / Group	Roles	
Andriy Lesyuk	Author	 Edit  Delete
Prachi Bisht	Acquisition Editor	 Edit  Delete
Shweta Pant	Content Development Editor	 Edit  Delete

### New member

Search for user or group:

<input type="checkbox"/> Eric Davis	<input type="checkbox"/> Jean-Philippe Lang	<input type="checkbox"/> Non member users
<input type="checkbox"/> Etienne Massip	<input type="checkbox"/> Nicolas Chucho	<input type="checkbox"/> Anonymous users
<input type="checkbox"/> Jean-Baptiste Barth	<input type="checkbox"/> Toshi Maruyama	<input type="checkbox"/> Redmine developers

(1-9/9)

Roles 

<input type="checkbox"/> Author	<input type="checkbox"/> Acquisition Editor	<input type="checkbox"/> Content Development Editor
---------------------------------	---------------------------------------------	-----------------------------------------------------



User / Group	Roles	
Andriy Lesyuk	<input checked="" type="checkbox"/> Author <input type="checkbox"/> Acquisition Editor <input type="checkbox"/> Content Development Editor <input type="button" value="Save"/> <input type="button" value="Cancel"/>	Edit  Delete
Prachi Bisht	Acquisition Editor	Edit  Delete
Shweta Pant	Content Development Editor	Edit  Delete

## Settings

Information	Modules	Members	<b>Versions</b>	Issue categories	Wiki	Repositories	Forums	Activities (time tracking)
-------------	---------	---------	-----------------	------------------	------	--------------	--------	----------------------------

Version	Date	Description	Status	Sharing	Wiki page	
Second edition	05/14/2016	The second edition of Mastering Redmine	open	Not shared	Second-edition	Edit  Delete

[New version](#)

[Close completed versions](#)

## New version

Name \*

Description

Status

Wiki page

Date

Sharing

Version	Date	Description	Status	Sharing	Wiki page	
2.5.0	03/02/2015		open	Not shared		Edit  Delete
3.2.x	12/06/2015		open	Not shared		Edit  Delete
2.6.x			closed	Not shared		Edit  Delete
3.0.x			closed	Not shared		Edit  Delete
3.1.x			closed	Not shared		Edit  Delete
4.0.x			open	Not shared		Edit  Delete

## Settings

Information	Modules	Members	Versions	Issue categories	<b>Wiki</b>	Repositories	Forums	Activities (time tracking)
-------------	---------	---------	----------	------------------	-------------	--------------	--------	----------------------------

Start page \*

Unallowed characters: , . / ? ; : |

Delete



## Overview Reopen

This project is closed and read-only.

Redmine is well-known as one of the best open source project management applications. But, it's also one of the best project hosting and issue tracking solutions. In addition, it incorporates Wiki, repository management, forums, time tracking, and more. This book reveals the power of Redmine and manifests its exceptional flexibility and customizability.

Mastering Redmine is a comprehensive guide, that covers a wide variety of topics: from configuration to writing simple plugins, from issue reporting to managing issue lifecycles, from writing simple Wiki pages to designing rich web content using the Wiki syntax, from quick installation to deep customization, and more.

This book resembles a learning tutorial. It imitates the self-learning process, so that you first understand the basics before you dig deeper into the advanced concepts.

You will first read about possible setups. Then, you will choose an appropriate setup to install and configure. The book runs through the main features of Redmine and shows, how it can be effectively used as project management, issue and time tracking solution. Once you are familiar with all the essential features of Redmine, you will start exploring advanced concepts, such as integration with other applications, customizing Redmine, and using various Redmine plugins.

This book will help you master Redmine by unleashing its core functionality.

- Homepage: <https://www.padtpub.com/application-development/mastering-redmine>

### Issue tracking

	open	closed	Total
Erratum	0	0	0
Omission	0	0	0
Topic	0	10	10
Chapter	11	0	11

[View all issues](#) | [Calendar](#) | [Gantt](#)

### Members

Author: [Andriy Lesyuk](#)

Acquisition Editor: [Prachi Bisht](#)

Content Development Editor: [Shweta Pant](#)

### Latest news

[Announcement](#) (1 comment)

*A new improved second edition of "Mastering Redmine" book is coming. This time we are going to discuss Redmine 3.1.*

Added by [Andriy Lesyuk](#): 3 months ago

[View all news](#)

### Spent time

0.00 hour

[Details](#) | [Report](#)

## Projects

[New project](#) | [View all issues](#) | [Overall spent time](#) | [Overall activity](#)

### ★ Mastering Redmine

Redmine is well-known as one of the best open source project management applications. But, it's also one of the best project hosting and issue tracking solutions. In addition, it incorporates Wiki, repository management, forums, time tracking, and more. This book reveals the power of Redmine and manifests its exceptional flexibility and customizability....

★ My projects

Also available in: Atom

### Projects

View closed projects



## Projects

[+ New project](#)

Filters

Status : all ▼

Project:








Apply

[↺ Clear](#)

Project	Public	Created	
<a href="#">Mastering Redmine</a>	✓	09/06/2015	<a href="#">🔒 Archive</a> <a href="#">📄 Copy</a> <a href="#">🗑 Delete</a>
▶ <a href="#">Redmine</a>	✓	12/01/2015	<a href="#">🔓 Unarchive</a> <a href="#">📄 Copy</a> <a href="#">🗑 Delete</a>

## New project

Name \*

Description **B** *I* ~~S~~ **C** H1 H2 H3     pre   

[Redmine](http://www.redmine.org/) is well-known as one of the best open source project management applications. But, it's also one of the best project hosting and issue tracking solutions. In addition, it incorporates Wiki, repository management, forums, time tracking, and more. This book reveals the power of Redmine and manifests its exceptional flexibility and customizability.

[Mastering Redmine](https://www.packtpub.com/application-development/mastering-redmine) is a comprehensive guide, that covers a wide variety of topics: from

Identifier \*

Length between 1 and 100 characters. Only lower case letters (a-z), numbers, dashes and underscores are allowed, must start with a lower case letter.  
Once saved, the identifier cannot be changed.

Homepage

Public

Subproject of

Inherit members

### Modules

- |                                                    |                                                   |                                              |
|----------------------------------------------------|---------------------------------------------------|----------------------------------------------|
| <input checked="" type="checkbox"/> Issue tracking | <input checked="" type="checkbox"/> Time tracking | <input checked="" type="checkbox"/> News     |
| <input checked="" type="checkbox"/> Documents      | <input checked="" type="checkbox"/> Files         | <input checked="" type="checkbox"/> Wiki     |
| <input checked="" type="checkbox"/> Repository     | <input checked="" type="checkbox"/> Forums        | <input checked="" type="checkbox"/> Calendar |
| <input checked="" type="checkbox"/> Gantt          |                                                   |                                              |

### Trackers

- |                                             |                                              |                                           |
|---------------------------------------------|----------------------------------------------|-------------------------------------------|
| <input checked="" type="checkbox"/> Erratum | <input checked="" type="checkbox"/> Omission | <input checked="" type="checkbox"/> Topic |
| <input checked="" type="checkbox"/> Chapter |                                              |                                           |

### Copy

- Members (3)
  - Versions (1)
  - Issue categories (1)
  - Issues (21)
  - Custom queries (1)
  - Forums (1)
  - Wiki pages (5)
- Send email notifications during the project copy










# Chapter 6:

## Settings

**General** | Display | Authentication | API | Projects | Issue tracking | Files | Email notifications | Incoming emails | Repositories

**Application title**

**Welcome text** **B** *I* U ~~S~~ **C** H1 H2 H3       

[Redmine](http://www.redmine.org/) is well-known as one of the best open source project management applications. But, it's also one of the best project hosting and issue tracking solutions. In addition, it incorporates Wiki, repository management, forums, time tracking, and more. This book reveals the power of Redmine and manifests its exceptional flexibility and

**Objects per page options**   
Multiple values allowed (comma separated).

**Search results per page**

**Days displayed on project activity**  days

**Host name and path**   
Example: mastering-redmine.com

**Protocol** HTTP ▾

**Text formatting** Markdown ▾

**Cache formatted text**

**Wiki history compression** none ▾

**Maximum number of Items in Atom feeds**



Save



Submit Preview

## Linked images

This page is for storing linked images, as described in Chapter #6.

 [Cover.jpg](#) - The cover of the book (5.15 KB)  Andriy Lesvuk, 12/08/2015 01:26 PM

New file

- Open link in new tab
- Open link in new window
- Open link in incognito window
- Save link as...
- Copy link address

Inspect element

Ctrl+Shift+I

### First heading

### Second heading

### Third heading

### Fourth heading

### Fifth heading

### Sixth heading



This is the difference between **strong** and **bold**.

Inline cite looks *this way*.

Inline text can be inserted or ~~deleted~~.

This is the difference between *emphasize* and *italics*.

Also Redmine supports <sup>superscript</sup> and <sub>subscript</sub>.

In Redmine<sup>1</sup> Wiki pages can be exported to PDF, HTML and TXT.

<sup>1</sup> Flexible project management web application written using HyperText Markup Language

*Initial message*

*Reply to initial message*

1. The first item
  1. Nested item
    1. Next nesting level
2. The second item



Redmine is a flexible project management web application. Written using the Ruby on Rails framework, it is cross-platform and cross-database.

Forums > Discussion >



## A demo topic for the book

★ Unwatch Quote Edit Delete

Added by [Andriy Lesyuk](#) 14 days ago

Did you see it in the book?

Replies (1)



**RE: A demo topic for the book** - Added by [Andriy Lesyuk](#) 14 days ago

A demo comment for the demo topic...

(1-1/1)

[Reply](#)

[mastering-redmine.com/boards/1/topics/2?r=4#message-4](http://mastering-redmine.com/boards/1/topics/2?r=4#message-4)

```
def self.included(base)
  base.send(:include, InstanceMethods)
  base.class_eval do
    unloadable

    alias_method_chain :repository_field_tags, :add
    alias_method_chain :subversion_field_tags, :add
    alias_method_chain :mercurial_field_tags, :add
    alias_method_chain :git_field_tags, :add
    alias_method_chain :bazaar_field_tags, :add
  end
end
```

	Heading 1	Heading 2	Heading 3
Row heading 1	?	?	?
Row heading 2	?	?	?
Row heading 3	?	?	?

	<b>Heading 1</b>	<b>Heading 2</b>	<b>Heading 3</b>
<b>Row heading 1</b>	?	?	?
<b>Row heading 2</b>	?	?	?
<b>Row heading 3</b>	?	?	?

		<b>Common heading</b>	
		<b>Heading 1</b>	<b>Heading 2</b>
<b>Common row</b>	<b>Row heading 1</b>	?	?
	<b>Row heading 2</b>	?	?
	<b>Row heading 3</b>	?	?

First heading  
 Second heading  
 Third heading  
 Fourth heading

► [hint](#)

- [Wiki](#)
  - [Versions](#)
    - [Second-edition](#)

# Chapter 7

Home My page Projects Administration Help Logged in as s-andy My account Sign out

---

Mastering Redmine Search:  Jump to a project... ▼

---

### Roles

[New role](#) [Permissions report](#)

Role	Sort	
Author	▲ ▲ ▼ ▼	<a href="#">Copy</a> <a href="#">Delete</a>
Acquisition Editor	▲ ▲ ▼ ▼	<a href="#">Copy</a> <a href="#">Delete</a>
Content Development Editor	▲ ▲ ▼ ▼	<a href="#">Copy</a> <a href="#">Delete</a>
<i>Non member</i>		<a href="#">Copy</a>
<i>Anonymous</i>		<a href="#">Copy</a>

(1-5/5)

### Administration

- Projects
- Users
- Groups
- Roles and permissions**
- Trackers
- Issue statuses
- Workflow
- Custom fields
- Enumerations
- Settings
- LDAP authentication
- Plugins
- Information



## Roles » Author

Name \*

Issues can be assigned to this role

Issues visibility

Time logs visibility

Users visibility

Member management  All roles  
 Only these roles:  
 Author  
 Acquisition Editor  
 Content Development Editor

## Permissions

<b>Project</b>			
<input checked="" type="checkbox"/> Create project	<input checked="" type="checkbox"/> Edit project	<input checked="" type="checkbox"/> Close / reopen the project	<input checked="" type="checkbox"/> Select project modules
<input checked="" type="checkbox"/> Manage members	<input checked="" type="checkbox"/> Manage versions	<input checked="" type="checkbox"/> Create subprojects	
<b>Forums</b>			
<input checked="" type="checkbox"/> Manage forums	<input checked="" type="checkbox"/> Post messages	<input checked="" type="checkbox"/> Edit messages	<input checked="" type="checkbox"/> Edit own messages
<input checked="" type="checkbox"/> Delete messages	<input checked="" type="checkbox"/> Delete own messages		
<b>Calendar</b>			
<input checked="" type="checkbox"/> View calendar			
<b>Documents</b>			
<input checked="" type="checkbox"/> Add documents	<input checked="" type="checkbox"/> Edit documents	<input checked="" type="checkbox"/> Delete documents	<input checked="" type="checkbox"/> View documents
<b>Files</b>			
<input checked="" type="checkbox"/> Manage files	<input checked="" type="checkbox"/> View files		
<b>Gantt</b>			
<input checked="" type="checkbox"/> View gantt chart			
<b>Issue tracking</b>			
<input checked="" type="checkbox"/> Manage issue categories	<input checked="" type="checkbox"/> View Issues	<input checked="" type="checkbox"/> Add issues	<input checked="" type="checkbox"/> Edit issues
<input checked="" type="checkbox"/> Copy issues	<input checked="" type="checkbox"/> Manage issue relations	<input checked="" type="checkbox"/> Manage subtasks	<input checked="" type="checkbox"/> Set issues public or private
<input checked="" type="checkbox"/> Set own issues public or private	<input checked="" type="checkbox"/> Add notes	<input checked="" type="checkbox"/> Edit notes	<input checked="" type="checkbox"/> Edit own notes
<input checked="" type="checkbox"/> View private notes	<input checked="" type="checkbox"/> Set notes as private	<input checked="" type="checkbox"/> Delete issues	<input checked="" type="checkbox"/> Manage public queries
<input checked="" type="checkbox"/> Save queries	<input checked="" type="checkbox"/> View watchers list	<input checked="" type="checkbox"/> Add watchers	<input checked="" type="checkbox"/> Delete watchers
<input checked="" type="checkbox"/> Import issues			
<b>News</b>			
<input checked="" type="checkbox"/> Manage news	<input checked="" type="checkbox"/> Comment news		
<b>Repository</b>			
<input checked="" type="checkbox"/> Manage repository	<input checked="" type="checkbox"/> Browse repository	<input checked="" type="checkbox"/> View changesets	<input checked="" type="checkbox"/> Commit access
<input checked="" type="checkbox"/> Manage related issues			
<b>Time tracking</b>			
<input checked="" type="checkbox"/> Log spent time	<input checked="" type="checkbox"/> View spent time	<input checked="" type="checkbox"/> Edit time logs	<input checked="" type="checkbox"/> Edit own time logs
<input checked="" type="checkbox"/> Manage project activities			
<b>Wiki</b>			
<input checked="" type="checkbox"/> Manage wiki	<input checked="" type="checkbox"/> Rename wiki pages	<input checked="" type="checkbox"/> Delete wiki pages	<input checked="" type="checkbox"/> View wiki
<input checked="" type="checkbox"/> Export wiki pages	<input checked="" type="checkbox"/> View wiki history	<input checked="" type="checkbox"/> Edit wiki pages	<input checked="" type="checkbox"/> Delete attachments
<input checked="" type="checkbox"/> Protect wiki pages			

[Check all](#) | [Uncheck all](#)

## Roles » Permissions report

Permissions	Author	Acquisition Editor	Content Development Editor	Non member	Anonymous
Create project	<input checked="" type="checkbox"/>	<input type="checkbox"/>	<input type="checkbox"/>	<input type="checkbox"/>	<input type="checkbox"/>
Edit project	<input checked="" type="checkbox"/>	<input type="checkbox"/>	<input type="checkbox"/>	<input type="checkbox"/>	<input type="checkbox"/>
Close / reopen the project	<input checked="" type="checkbox"/>	<input type="checkbox"/>	<input type="checkbox"/>	<input type="checkbox"/>	<input type="checkbox"/>
Select project modules	<input checked="" type="checkbox"/>	<input type="checkbox"/>	<input type="checkbox"/>	<input type="checkbox"/>	<input type="checkbox"/>
Manage members	<input checked="" type="checkbox"/>	<input type="checkbox"/>	<input type="checkbox"/>	<input type="checkbox"/>	<input type="checkbox"/>
Manage versions	<input checked="" type="checkbox"/>	<input type="checkbox"/>	<input type="checkbox"/>	<input type="checkbox"/>	<input type="checkbox"/>
Create subprojects	<input checked="" type="checkbox"/>	<input type="checkbox"/>	<input type="checkbox"/>	<input type="checkbox"/>	<input type="checkbox"/>
<b>▣ Forums</b>	Author	Acquisition Editor	Content Development Editor	Non member	Anonymous
Manage forums	<input checked="" type="checkbox"/>	<input type="checkbox"/>	<input type="checkbox"/>	<input type="checkbox"/>	<input type="checkbox"/>
Post messages	<input checked="" type="checkbox"/>	<input checked="" type="checkbox"/>	<input checked="" type="checkbox"/>	<input checked="" type="checkbox"/>	<input type="checkbox"/>
Edit messages	<input checked="" type="checkbox"/>	<input type="checkbox"/>	<input type="checkbox"/>	<input type="checkbox"/>	<input type="checkbox"/>
Edit own messages	<input checked="" type="checkbox"/>	<input checked="" type="checkbox"/>	<input checked="" type="checkbox"/>	<input type="checkbox"/>	<input type="checkbox"/>
Delete messages	<input checked="" type="checkbox"/>	<input type="checkbox"/>	<input type="checkbox"/>	<input type="checkbox"/>	<input type="checkbox"/>
Delete own messages	<input checked="" type="checkbox"/>	<input type="checkbox"/>	<input type="checkbox"/>	<input type="checkbox"/>	<input type="checkbox"/>
<b>▣ Calendar</b>	Author	Acquisition Editor	Content Development Editor	Non member	Anonymous
View calendar	<input checked="" type="checkbox"/>	<input checked="" type="checkbox"/>	<input checked="" type="checkbox"/>	<input checked="" type="checkbox"/>	<input checked="" type="checkbox"/>
<b>▣ Documents</b>	Author	Acquisition Editor	Content Development Editor	Non member	Anonymous
Add documents	<input checked="" type="checkbox"/>	<input type="checkbox"/>	<input type="checkbox"/>	<input type="checkbox"/>	<input type="checkbox"/>
Edit documents	<input checked="" type="checkbox"/>	<input type="checkbox"/>	<input type="checkbox"/>	<input type="checkbox"/>	<input type="checkbox"/>
Delete documents	<input checked="" type="checkbox"/>	<input checked="" type="checkbox"/>	<input checked="" type="checkbox"/>	<input type="checkbox"/>	<input type="checkbox"/>
View documents	<input checked="" type="checkbox"/>	<input checked="" type="checkbox"/>	<input checked="" type="checkbox"/>	<input type="checkbox"/>	<input type="checkbox"/>
<b>▣ Files</b>	Author	Acquisition Editor	Content Development Editor	Non member	Anonymous
Manage files	<input checked="" type="checkbox"/>	<input checked="" type="checkbox"/>	<input checked="" type="checkbox"/>	<input type="checkbox"/>	<input type="checkbox"/>
View files	<input checked="" type="checkbox"/>	<input checked="" type="checkbox"/>	<input checked="" type="checkbox"/>	<input type="checkbox"/>	<input type="checkbox"/>
<b>▣ Gantt</b>	Author	Acquisition Editor	Content Development Editor	Non member	Anonymous
View gantt chart	<input checked="" type="checkbox"/>	<input checked="" type="checkbox"/>	<input checked="" type="checkbox"/>	<input checked="" type="checkbox"/>	<input checked="" type="checkbox"/>
<b>▣ Issue tracking</b>	Author	Acquisition Editor	Content Development Editor	Non member	Anonymous
Manage issue categories	<input checked="" type="checkbox"/>	<input type="checkbox"/>	<input type="checkbox"/>	<input type="checkbox"/>	<input type="checkbox"/>
View Issues	<input checked="" type="checkbox"/>	<input checked="" type="checkbox"/>	<input checked="" type="checkbox"/>	<input checked="" type="checkbox"/>	<input checked="" type="checkbox"/>
Add issues	<input checked="" type="checkbox"/>	<input checked="" type="checkbox"/>	<input checked="" type="checkbox"/>	<input checked="" type="checkbox"/>	<input type="checkbox"/>
Edit issues	<input checked="" type="checkbox"/>	<input checked="" type="checkbox"/>	<input checked="" type="checkbox"/>	<input type="checkbox"/>	<input type="checkbox"/>
Copy issues	<input checked="" type="checkbox"/>	<input type="checkbox"/>	<input type="checkbox"/>	<input type="checkbox"/>	<input type="checkbox"/>
Manage issue relations	<input checked="" type="checkbox"/>	<input checked="" type="checkbox"/>	<input checked="" type="checkbox"/>	<input type="checkbox"/>	<input type="checkbox"/>
Manage subtasks	<input checked="" type="checkbox"/>	<input checked="" type="checkbox"/>	<input checked="" type="checkbox"/>	<input type="checkbox"/>	<input type="checkbox"/>
Set issues public or private	<input checked="" type="checkbox"/>	<input checked="" type="checkbox"/>	<input checked="" type="checkbox"/>	<input type="checkbox"/>	<input type="checkbox"/>
Set own issues public or private	<input checked="" type="checkbox"/>	<input checked="" type="checkbox"/>	<input checked="" type="checkbox"/>	<input type="checkbox"/>	<input type="checkbox"/>
Add notes	<input checked="" type="checkbox"/>	<input checked="" type="checkbox"/>	<input checked="" type="checkbox"/>	<input checked="" type="checkbox"/>	<input type="checkbox"/>
Edit notes	<input checked="" type="checkbox"/>	<input checked="" type="checkbox"/>	<input checked="" type="checkbox"/>	<input type="checkbox"/>	<input type="checkbox"/>
Edit own notes	<input checked="" type="checkbox"/>	<input checked="" type="checkbox"/>	<input checked="" type="checkbox"/>	<input type="checkbox"/>	<input type="checkbox"/>
View private notes	<input checked="" type="checkbox"/>	<input checked="" type="checkbox"/>	<input checked="" type="checkbox"/>	<input type="checkbox"/>	<input type="checkbox"/>
Set notes as private	<input checked="" type="checkbox"/>	<input checked="" type="checkbox"/>	<input checked="" type="checkbox"/>	<input type="checkbox"/>	<input type="checkbox"/>
Delete issues	<input checked="" type="checkbox"/>	<input type="checkbox"/>	<input type="checkbox"/>	<input type="checkbox"/>	<input type="checkbox"/>
Manage public queries	<input checked="" type="checkbox"/>	<input type="checkbox"/>	<input type="checkbox"/>	<input type="checkbox"/>	<input type="checkbox"/>
Save queries	<input checked="" type="checkbox"/>	<input checked="" type="checkbox"/>	<input checked="" type="checkbox"/>	<input checked="" type="checkbox"/>	<input type="checkbox"/>
View watchers list	<input checked="" type="checkbox"/>	<input checked="" type="checkbox"/>	<input checked="" type="checkbox"/>	<input type="checkbox"/>	<input type="checkbox"/>
Add watchers	<input checked="" type="checkbox"/>	<input checked="" type="checkbox"/>	<input checked="" type="checkbox"/>	<input type="checkbox"/>	<input type="checkbox"/>
Delete watchers	<input checked="" type="checkbox"/>	<input type="checkbox"/>	<input type="checkbox"/>	<input type="checkbox"/>	<input type="checkbox"/>
Import issues	<input checked="" type="checkbox"/>	<input type="checkbox"/>	<input type="checkbox"/>	<input type="checkbox"/>	<input type="checkbox"/>
<b>▣ News</b>	Author	Acquisition Editor	Content Development Editor	Non member	Anonymous
Manage news	<input checked="" type="checkbox"/>	<input checked="" type="checkbox"/>	<input checked="" type="checkbox"/>	<input type="checkbox"/>	<input type="checkbox"/>
Comment news	<input checked="" type="checkbox"/>	<input checked="" type="checkbox"/>	<input checked="" type="checkbox"/>	<input checked="" type="checkbox"/>	<input type="checkbox"/>
<b>▣ Repository</b>	Author	Acquisition Editor	Content Development Editor	Non member	Anonymous
Manage repository	<input checked="" type="checkbox"/>	<input type="checkbox"/>	<input type="checkbox"/>	<input type="checkbox"/>	<input type="checkbox"/>
Browse repository	<input checked="" type="checkbox"/>	<input checked="" type="checkbox"/>	<input checked="" type="checkbox"/>	<input checked="" type="checkbox"/>	<input checked="" type="checkbox"/>
View changesets	<input checked="" type="checkbox"/>	<input checked="" type="checkbox"/>	<input checked="" type="checkbox"/>	<input checked="" type="checkbox"/>	<input checked="" type="checkbox"/>
Commit access	<input checked="" type="checkbox"/>	<input type="checkbox"/>	<input type="checkbox"/>	<input type="checkbox"/>	<input type="checkbox"/>
Manage related issues	<input checked="" type="checkbox"/>	<input checked="" type="checkbox"/>	<input checked="" type="checkbox"/>	<input type="checkbox"/>	<input type="checkbox"/>
<b>▣ Time tracking</b>	Author	Acquisition Editor	Content Development Editor	Non member	Anonymous
Log spent time	<input checked="" type="checkbox"/>	<input type="checkbox"/>	<input type="checkbox"/>	<input type="checkbox"/>	<input type="checkbox"/>
View spent time	<input checked="" type="checkbox"/>	<input checked="" type="checkbox"/>	<input checked="" type="checkbox"/>	<input checked="" type="checkbox"/>	<input checked="" type="checkbox"/>
Edit time logs	<input checked="" type="checkbox"/>	<input type="checkbox"/>	<input type="checkbox"/>	<input type="checkbox"/>	<input type="checkbox"/>
Edit own time logs	<input checked="" type="checkbox"/>	<input type="checkbox"/>	<input type="checkbox"/>	<input type="checkbox"/>	<input type="checkbox"/>
Manage project activities	<input checked="" type="checkbox"/>	<input type="checkbox"/>	<input type="checkbox"/>	<input type="checkbox"/>	<input type="checkbox"/>
<b>▣ Wiki</b>	Author	Acquisition Editor	Content Development Editor	Non member	Anonymous
Manage wiki	<input checked="" type="checkbox"/>	<input checked="" type="checkbox"/>	<input checked="" type="checkbox"/>	<input type="checkbox"/>	<input type="checkbox"/>
Rename wiki pages	<input checked="" type="checkbox"/>	<input type="checkbox"/>	<input type="checkbox"/>	<input type="checkbox"/>	<input type="checkbox"/>
Delete wiki pages	<input checked="" type="checkbox"/>	<input checked="" type="checkbox"/>	<input checked="" type="checkbox"/>	<input type="checkbox"/>	<input type="checkbox"/>
View wiki	<input checked="" type="checkbox"/>	<input checked="" type="checkbox"/>	<input checked="" type="checkbox"/>	<input checked="" type="checkbox"/>	<input checked="" type="checkbox"/>
Export wiki pages	<input checked="" type="checkbox"/>	<input checked="" type="checkbox"/>	<input checked="" type="checkbox"/>	<input type="checkbox"/>	<input type="checkbox"/>
View wiki history	<input checked="" type="checkbox"/>	<input checked="" type="checkbox"/>	<input checked="" type="checkbox"/>	<input checked="" type="checkbox"/>	<input checked="" type="checkbox"/>
Edit wiki pages	<input checked="" type="checkbox"/>	<input checked="" type="checkbox"/>	<input checked="" type="checkbox"/>	<input type="checkbox"/>	<input type="checkbox"/>
Delete attachments	<input checked="" type="checkbox"/>	<input checked="" type="checkbox"/>	<input checked="" type="checkbox"/>	<input type="checkbox"/>	<input type="checkbox"/>
Protect wiki pages	<input checked="" type="checkbox"/>	<input checked="" type="checkbox"/>	<input checked="" type="checkbox"/>	<input type="checkbox"/>	<input type="checkbox"/>



## Trackers

[+ New tracker](#) [⚡ Summary](#)

Tracker	Sort	
Erratum		Delete
Omission		Delete
Topic		Delete
Chapter		Delete

(1-4/4)



## Trackers » Summary

	Erratum	Omission	Topic	Chapter
<b>Standard fields</b>				
Assignee	<input checked="" type="checkbox"/>	<input checked="" type="checkbox"/>	<input checked="" type="checkbox"/>	<input checked="" type="checkbox"/>
Category	<input checked="" type="checkbox"/>	<input checked="" type="checkbox"/>	<input type="checkbox"/>	<input type="checkbox"/>
Target version	<input checked="" type="checkbox"/>	<input checked="" type="checkbox"/>	<input checked="" type="checkbox"/>	<input checked="" type="checkbox"/>
Parent task	<input checked="" type="checkbox"/>	<input checked="" type="checkbox"/>	<input checked="" type="checkbox"/>	<input type="checkbox"/>
Start date	<input checked="" type="checkbox"/>	<input checked="" type="checkbox"/>	<input type="checkbox"/>	<input checked="" type="checkbox"/>
Due date	<input checked="" type="checkbox"/>	<input checked="" type="checkbox"/>	<input type="checkbox"/>	<input checked="" type="checkbox"/>
Estimated time	<input type="checkbox"/>	<input type="checkbox"/>	<input type="checkbox"/>	<input type="checkbox"/>
% Done	<input checked="" type="checkbox"/>	<input checked="" type="checkbox"/>	<input checked="" type="checkbox"/>	<input checked="" type="checkbox"/>
<b>Custom fields</b>				
Pages	<input type="checkbox"/>	<input type="checkbox"/>	<input type="checkbox"/>	<input checked="" type="checkbox"/>

Save

## Trackers » Chapter

Name \*

Default status \*

Issues displayed in roadmap

Standard fields

- Assignee
- Category
- Target version
- Parent task
- Start date
- Due date
- Estimated time
- % Done

Custom fields  Pages

Save

### Projects

- Mastering Redmine
- Redmine

[Check all](#) | [Uncheck all](#)

## Issue statuses

[+ New status](#)

Status	Issue closed	Sort	
New			Delete
In Progress			Delete
Resolved			Delete
Feedback			Delete
Closed			Delete
Rejected			Delete

(1-6/6)

## Issue statuses » New status

Name \*

Issue closed

Create

## Workflow

 [Copy](#)  [Summary](#)

**Status transitions** **Fields permissions**

Select a role and a tracker to edit the workflow:

Role:   Tracker:     Only display statuses that are used by this tracker

Current status	New statuses allowed					
	New	In Progress	Resolved	Feedback	Closed	Rejected
New	<input type="checkbox"/>	<input checked="" type="checkbox"/>	<input checked="" type="checkbox"/>	<input checked="" type="checkbox"/>	<input checked="" type="checkbox"/>	<input checked="" type="checkbox"/>
In Progress	<input checked="" type="checkbox"/>	<input type="checkbox"/>	<input checked="" type="checkbox"/>	<input checked="" type="checkbox"/>	<input checked="" type="checkbox"/>	<input checked="" type="checkbox"/>
Resolved	<input checked="" type="checkbox"/>	<input checked="" type="checkbox"/>	<input type="checkbox"/>	<input checked="" type="checkbox"/>	<input checked="" type="checkbox"/>	<input checked="" type="checkbox"/>
Feedback	<input checked="" type="checkbox"/>	<input checked="" type="checkbox"/>	<input checked="" type="checkbox"/>	<input type="checkbox"/>	<input checked="" type="checkbox"/>	<input checked="" type="checkbox"/>
Closed	<input checked="" type="checkbox"/>	<input checked="" type="checkbox"/>	<input checked="" type="checkbox"/>	<input checked="" type="checkbox"/>	<input type="checkbox"/>	<input checked="" type="checkbox"/>
Rejected	<input checked="" type="checkbox"/>	<input checked="" type="checkbox"/>	<input checked="" type="checkbox"/>	<input checked="" type="checkbox"/>	<input checked="" type="checkbox"/>	<input type="checkbox"/>

- ▶ Additional transitions allowed when the user is the author
- ▶ Additional transitions allowed when the user is the assignee

(No change) ▼

Yes

No

(No change)

	Issue status					
	New	In Progress	Resolved	Feedback	Closed	Rejected
<b>Standard fields</b>						
Project *	<input type="text"/>	<input type="text"/>	<input type="text"/>	<input type="text"/>	<input type="text"/>	<input type="text"/>
Tracker *	<input type="text"/>	<input type="text"/>	<input type="text"/>	<input type="text"/>	<input type="text"/>	<input type="text"/>
Subject *	<input type="text"/>	<input type="text"/>	<input type="text"/>	<input type="text"/>	<input type="text"/>	<input type="text"/>
Description	<input type="text"/>	<input type="text"/>	<input type="text"/>	<input type="text"/>	<input type="text"/>	<input type="text"/>
Priority *	<input type="text"/>	<input type="text"/>	<input type="text"/>	<input type="text"/>	<input type="text"/>	<input type="text"/>
Private *	<input type="text"/>	<input type="text"/>	<input type="text"/>	<input type="text"/>	<input type="text"/>	<input type="text"/>
Assignee	<input type="text"/>	<input type="text"/>	<input type="text"/>	<input type="text"/>	<input type="text"/>	<input type="text"/>
Target version	<input type="text"/>	<input type="text"/>	<input type="text"/>	<input type="text"/>	<input type="text"/>	<input type="text"/>
Start date	<input type="text"/>	<input type="text"/>	<input type="text"/>	<input type="text"/>	<input type="text"/>	<input type="text"/>
Due date	<input type="text"/>	<input type="text"/>	<input type="text"/>	<input type="text"/>	<input type="text"/>	<input type="text"/>
% Done	<input type="text"/>	<input type="text"/>	<input type="text"/>	<input type="text"/>	<input type="text"/>	<input type="text"/>
<b>Custom fields</b>						
Pages	<input type="text"/>	<input type="text"/>	<input type="text"/>	<input type="text"/>	<input type="text"/>	<input type="text"/>

\* »

Assignee	▼	»	▼	»	▼	»	▼	»	▼	»	▼
Target version	▼	»	Required ▼	»	Read-only ▼	»	Read-only ▼	»	Required ▼	»	▼
Start date	▼	»	▼	»	▼	»	▼	»	▼	»	▼

## Workflow » Copy

Source

Tracker

Role

Target

Tracker   
 Erratum  
 Omission  
 Topic

Role   
 Author  
 Acquisition Editor  
 Content Development Editor

## Workflow » Summary

	Author	Acquisition Editor	Content Development Editor	Non member
Erratum	26	13	13	✘
Omission	30	13	13	✘
Topic	30	13	13	✘
Chapter	30	13	13	✘



## Roles » New role

Name \*

Issues can be assigned to this role

Issues visibility

Time logs visibility

Users visibility

Copy workflow from

## Trackers » New tracker

Name \*

Default status \*

Issues displayed in roadmap

Standard fields  Assignee  
 Category  
 Target version  
 Parent task  
 Start date  
 Due date  
 Estimated time  
 % Done

Custom fields  Pages

Copy workflow from

### Projects

- Mastering Redmine  
 Redmine

[Check all](#) | [Uncheck all](#)

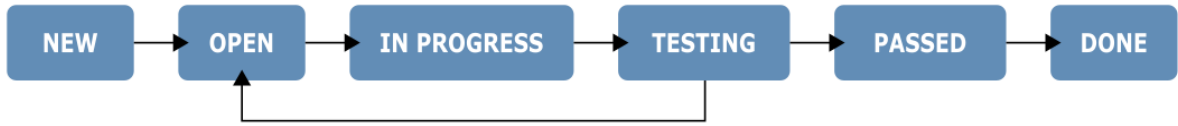
Create

## Issue statuses » New status

Name \*

Issue closed

Create



## Chapter 8:

### Activities (time tracking)

Name	Default value	Active	Sort	
Design		✓	⬆ ⬇ ⬇ ⬆	🗑 Delete
Development		✓	⬆ ⬇ ⬇ ⬆	🗑 Delete

New value



## Activities (time tracking) » Development

Name	<input type="text" value="Correction"/>
Active	<input checked="" type="checkbox"/>
Default value	<input type="checkbox"/>


### Settings

[Information](#) [Modules](#) [Members](#) [Versions](#) [Issue categories](#) [Wiki](#) [Repositories](#) [Forums](#) **Activities (time tracking)**

Name	System Activity	Active
Design	✓	<input checked="" type="checkbox"/>
Correction	✓	<input checked="" type="checkbox"/>

### Chapter #8


[Edit](#) [Log time](#) [Watch](#) [Copy](#) [Delete](#)



#### Time Tracking

Added by [Andriy Lesyuk](#) 4 months ago. Updated less than a minute ago.

◀ Previous | 8 of 11 | Next ▶

<b>Status:</b>	In Progress	<b>Start date:</b>	12/21/2015
<b>Priority:</b>	Normal	<b>Due date:</b>	12/27/2015
<b>Assignee:</b>	 <a href="#">Andriy Lesyuk</a>	<b>% Done:</b>	<div style="width: 20%;"><div style="width: 20%;"></div></div> 20%
<b>Target version:</b>	Second edition	<b>Spent time:</b>	2.00 h
<b>Pages:</b>	14		






**Description** [Quote](#)

This chapter describes time tracking capabilities of Redmine and guides how to generate time reports.

**Subtasks** [Add](#)

**Related issues** [Add](#)

Follows Mastering Redmine - <a href="#">Chapter #7: Access Control and Workflow</a>	Resolved	12/07/2015	12/20/2015	<a href="#">↻</a>
Precedes Mastering Redmine - <a href="#">Chapter #9: Personalization</a>	New	12/28/2015	01/10/2016	<a href="#">↻</a>


-  Edit
- Status ▶
- Tracker ▶
- Priority ▶
- Target version ▶
- Assignee ▶
- % Done ▶
-  Watch
-  Log time
-  Copy
-  Delete

Change properties


Project \*   Private

Tracker \*


Subject \*

Description  [Edit](#)

Status \*


Start date  

Priority \*

Due date  

Assignee

% Done

Target version  

Pages

Log time

Spent time  Hours

Activity

Comment

Notes

**B** *I* ~~S~~ **C** H1 H2 H3     pre   

Private notes

Files

No file chosen (Maximum size: 5 MB)

## Spent time

Project	<input type="text"/>
Issue	<input type="text"/>
Date *	<input type="text" value="2016-01-03"/>
Hours *	<input type="text"/>
Comment	<input type="text"/>
Activity *	<input type="text" value="-- Please select --"/>

### Referencing and fixing issues in commit messages

Referencing keywords

Multiple values allowed (comma separated).

Allow issues of all the other projects to be referenced and fixed

Enable time logging

Activity for logged time

## Chapter #8

[Edit](#) [Log time](#) [Watch](#) [Copy](#) [Delete](#)



### Time Tracking

Added by [Andriy Lesyuk](#) 4 months ago. Updated about 23 hours ago.

◀ Previous | 8 of 11 | Next ▶

<b>Status:</b>	In Progress	<b>Start date:</b>	12/21/2015
<b>Priority:</b>	Normal	<b>Due date:</b>	12/27/2015
<b>Assignee:</b>	 Andriy Lesyuk	<b>% Done:</b>	<div style="width: 60%;"><div style="background-color: #4CAF50; height: 10px;"></div></div> 60%
<b>Target version:</b>	Second edition	<b>Spent time:</b>	5.00 h
<b>Pages:</b>	16		

**Description** [Quote](#)

This chapter describes time tracking capabilities of Redmine and guides how to generate time reports.

**Subtasks** [Add](#)

**Related issues** [Add](#)


Follows Mastering Redmine - <a href="#">Chapter #7: Access Control and Workflow</a>	Resolved	12/07/2015	12/20/2015	<a href="#">🔗</a>
Precedes Mastering Redmine - <a href="#">Chapter #9: Personalization</a>	New	12/28/2015	01/10/2016	<a href="#">🔗</a>

## Second edition

[Edit](#) [Edit associated Wiki page: Second-edition](#) [Delete](#)

Due in about 4 months (05/14/2016)

The second edition of Mastering Redmine



This book is targeted at project managers - to make them feel at ease with Redmine, at website administrators - to show them, how Redmine can be used for project hosting, and at other Redmine users - to make them confident about what they do in Redmine. Having read the book, experienced Redmine users will understand how to solve some of the most problematic issues. Novice users will be able not just to learn Redmine but also to master it.

### Related issues

- [Chapter #1: Getting Familiar with Redmine](#)
- [Chapter #2: Installing Redmine](#)
- [Chapter #3: Configuring Redmine](#)
- [Chapter #4: Issue Tracking](#)
- [Chapter #5: Managing Projects](#)
- [Chapter #6: Text Formatting](#)
- [Chapter #7: Access Control and Workflow](#)
- [Chapter #8: Time Tracking](#)
- [Chapter #9: Personalization](#)
- [Chapter #10: Plugins and Themes](#)
- [Chapter #11: Customizing Redmine](#)

Time tracking	
Estimated time	0.00 hour
Spent time	5.00 hours

Issues by <span>Tracker</span>	
Topic	10/10
Chapter	0/11

## Overview

Redmine is well-known as one of the best open source project management applications. But, it's also one of the best project hosting and issue tracking solutions. In addition, it incorporates Wiki, repository management, forums, time tracking, and more. This book reveals the power of Redmine and manifests its exceptional flexibility and customizability.

Mastering Redmine is a comprehensive guide, that covers a wide variety of topics: from configuration to writing simple plugins, from issue reporting to managing issue lifecycles, from writing simple Wiki pages to designing rich web content using the Wiki syntax, from quick installation to deep customization, and more.

This book resembles a learning tutorial. It imitates the self-learning process, so that you first understand the basics before you dig deeper into the advanced concepts.

You will first read about possible setups. Then, you will choose an appropriate setup to install and configure. The book runs through the main features of Redmine and shows, how it can be effectively used as project management, issue and time tracking solution. Once you are familiar with all the essential features of Redmine, you will start exploring advanced concepts, such as integration with other applications, customizing Redmine, and using various Redmine plugins.

This book will help you master Redmine by unleashing its core functionality.

- Homepage: <https://www.pactpub.com/application-development/mastering-redmine>

### Issue tracking

	open	closed	Total
Erratum	0	0	0
Omission	0	0	0
Topic	0	10	10
Chapter	11	0	11

[View all issues](#) | [Calendar](#) | [Gantt](#)

[New subproject](#) [Close](#)

### Members

Author: [Andriy Lesyuk](#)

Acquisition Editor: [Prachi Bisht](#)

Content Development Editor: [Shweta Pant](#)

### Latest news

[Announcement](#) (1 comment)

*A new improved second edition of "Mastering Redmine" book is coming. This time we are going to discuss Redmine 3.1.*

Added by [Andriy Lesyuk](#): 4 months ago

[View all news](#)

### Spent time

5.00 hours

[Log time](#) | [Details](#) | [Report](#)

## Today



06:07 AM 2.00 hours (Chapter #8 (In Progress): Time Tracking)

*Described where and how to check spent time*

[Andriy Lesyuk](#)

### Spent time

Filters

Date any Add filter

Options

Apply  Clear

**Details** Report

Total time: 7.00 hours

<input checked="" type="checkbox"/>	Project	Date	User	Activity	Issue	Comment	Hours	
<input type="checkbox"/>	Mastering Redmine	01/04/2016	Andriy Lesyuk	Correction	Chapter #8: Time Tracking	Described where and how to check spent time	2.00	
<input type="checkbox"/>	Mastering Redmine	01/03/2016	Andriy Lesyuk	Correction	Chapter #8: Time Tracking	Updated the Tracking time topic	3.00	
<input type="checkbox"/>	Mastering Redmine	01/02/2016	Andriy Lesyuk	Correction	Chapter #8: Time Tracking	Described Time tracking in Redmine	1.00	
<input type="checkbox"/>	Mastering Redmine	01/01/2016	Andriy Lesyuk	Correction	Chapter #8: Time Tracking	Updated introduction and topic names	1.00	

(1-4/4)

Also available in: Atom | CSV

Filters

Date any Add filter

Project is << my projects >>

User is << me >>

Activity is Design

Comment contains

Hours is

#### Options

Columns

Available Columns

- Week
- Pages

Selected Columns

- Project
- Date
- User
- Activity
- Issue
- Comment
- Hours



Edit  
 Activity ▶  
 Delete

## Bulk edit selected time entries

- 01/01/2016 - Mastering Redmine: 1.0 hours
- 01/02/2016 - Mastering Redmine: 1.0 hours
- 01/03/2016 - Mastering Redmine: 3.0 hours
- 01/04/2016 - Mastering Redmine: 2.0 hours


Issue

Date  

Hours

Activity (No change) ▾


Comment

Details: Days ▾ Add:   [Clear](#)

Total time: 9.00 hours

User	Activity	2016-01-01	2016-01-02	2016-01-03	2016-01-04	2016-01-05	Total time
<i>Andriy Lesyuk</i>		<i>1.00</i>	<i>1.00</i>	<i>3.00</i>	<i>2.00</i>	<i>2.00</i>	<i>9.00</i>
	Rewrite					2.00	2.00
	Correction	1.00	1.00	3.00	2.00		7.00
<b>Total time</b>		<b>1.00</b>	<b>1.00</b>	<b>3.00</b>	<b>2.00</b>	<b>2.00</b>	<b>9.00</b>

Also available in: [CSV](#)

Add:   [Clear](#)

- Project
- Status
- Version
- Category
- User
- Tracker
- Activity
- Issue



## My page

[Personalize this page](#)

Spent time (last 7 days)



Total time: **2.00**

[Log time](#)

Activity	Project	Comment	Hours	
<b>Today</b>				<b>2.00</b>
Rewrite	Mastering Redmine - <a href="#">Chapter #8: Time Tracking</a>	Updated the chapter for the rewrite phase	<b>2.00</b>	 




## Chapter 9:

 My Gravatars [My Profile](#) [Help](#) [helen@andriylesyuk.com](#) 

### Manage Gravatars

**1. Pick email to modify**

 [helen@andriylesyuk.com](#)  
Primary address (cannot delete)

[Add email address](#)





**Whoops, looks like you don't have any images yet! [Add one by clicking here!](#)**

If you don't assign a Gravatar to your email address, a custom one will be dynamically generated for you based on the settings of the website it appears on.

To use your own custom image, click the link above and then upload one, provide a link to something online or take a picture using your webcam.

[Add a new image](#)

[Blog](#) [Developer Resources](#) [Technical Support](#) AN **AUTOMATIC** TEAM

[Languages](#) [Privacy Policy](#)  [WordPress.com](#)  [VaultPress](#)  [Akismet](#)  [PollDaddy](#)

## Crop your photo using the dotted box below



Cropper Box Control

Crop and Finish!

[Click here for help](#)

## Choose a rating for your Gravatar



By clicking on one of these ratings



---

**rated G** A G rated gravatar is suitable for display on all websites with any audience type.

**rated PG** PG rated gravatars may contain rude gestures, provocatively dressed individuals, the lesser swear words, or mild violence.

**rated R** R rated gravatars may contain such things as harsh profanity, intense violence, nudity, or hard drug use.

**rated X** X rated gravatars may contain hardcore sexual imagery or extremely disturbing violence.



Updated by Helen Lesyuk about 5 hours ago

#6

Thanks for the gravatar!



Home My page Projects Administration Help Logged in as s-andy My account Sign out

## Mastering Redmine

Search:  [Jump to a project...](#)

### My page

[Personalize this page](#)

#### Calendar

	Sunday	Monday	Tuesday	Wednesday	Thursday	Friday	Saturday
2	10	11	12	13	14	15	16
	Mastering Redmine - Chapter #9: Personalization	Mastering Redmine - Chapter #10: Plugins and Themes					

#### Issues assigned to me (3)

#	Project	Tracker	Subject
9	Mastering Redmine	Chapter	Personalization (In Progress)
11	Mastering Redmine	Chapter	Customizing Redmine (New)
10	Mastering Redmine	Chapter	Plugins and Themes (New)

#### Latest news

[Mastering Redmine: Announcement](#) (1 comment)  
*A new improved second edition of "Mastering Redmine" book is coming. This time we are going to discuss Redmine 3.1.*  
 Added by [Andriy Lesyuk](#) 4 months ago

# Mastering Redmine

Search:  Jump to a project... ▾

## My page

My page block:  ➕ Add ↶ Back

### Calendar ✕

	Sunday	Monday	Tuesday	Wednesday	Thursday	Friday	Saturday
2	10 Mastering Redmine - Chapter #9: Personalization	11 Mastering Redmine - Chapter #10: Plugins and Themes	12	13	14	15	16

### Issues assigned to me (3)

#	Project	Tracker	Subject
9	Mastering Redmine	Chapter	Personalization (In Progress)
11	Mastering Redmine	Chapter	Customizing Redmine (New)
10	Mastering Redmine	Chapter	Plugins and Themes (New)

### Latest news ✕

Mastering Redmine: Announcement (1 comment)  
*A new improved second edition of "Mastering Redmine" book is coming. This time we are going to discuss Redmine 3.1.*  
 Added by Andriy Lesyuk 4 months ago

My page block:  ➕ Add ↶ Back

- Issues assigned to me
- Reported issues
- Watched issues
- Latest news
- Calendar
- Documents
- Spent time

### Issues assigned to me (3)

#	Project	Tracker	Subject
9	Mastering Redmine	Chapter	Personalization (In Progress)
11	Mastering Redmine	Chapter	Customizing Redmine (New)
10	Mastering Redmine	Chapter	Plugins and Themes (New)

## Reported issues (21)

#	Project	Tracker	Subject
9	Mastering Redmine	Chapter	Personalization (In Progress)
8	Mastering Redmine	Chapter	Time Tracking (Resolved)
7	Mastering Redmine	Chapter	Access Control and Workflow (Resolved)
6	Mastering Redmine	Chapter	Text Formatting (Resolved)
11	Mastering Redmine	Chapter	Customizing Redmine (New)
10	Mastering Redmine	Chapter	Plugins and Themes (New)
5	Mastering Redmine	Chapter	Managing Projects (Resolved)
4	Mastering Redmine	Chapter	Issue Tracking (Resolved)
3	Mastering Redmine	Chapter	Configuring Redmine (Resolved)
2	Mastering Redmine	Chapter	Installing Redmine (Resolved)

## Watched issues (1)

#	Project	Tracker	Subject
9	Mastering Redmine	Chapter	Personalization (In Progress)

## Latest news

[Mastering Redmine: Announcement](#) (1 comment)

*A new improved second edition of "Mastering Redmine" book is coming. This time we are going to discuss Redmine 3.1.*

Added by [Andriy Lesyuk](#) 4 months ago

## Calendar

	Sunday	Monday	Tuesday	Wednesday	Thursday	Friday	Saturday
2	10	11	12	13	14	15	16
	Mastering Redmine - Chapter #9: Personalization	Mastering Redmine - Chapter #10: Plugins and Themes					

## Documents

### Planning and writing a chapter

---

09/11/2015 12:01 PM

As an author you need to be able to plan and write chapters to a schedule. This document lays out a process for planning and writing technical content quickly.

### Submitting your work

---

09/11/2015 12:01 PM

Once you've written your chapter you need to submit it. Here's what you need to send in, and how to send it.

### Outline

---

08/24/2015 04:51 PM

#### Spent time (last 7 days)

Total time: 1.00

 Log time


Activity	Project	Comment	Hours
Today			1.00
Correction	Mastering Redmine - Chapter #9: Personalization	A sample time entry for My page	1.00


#### Email notifications

For any event on all my projects ▼

I don't want to be notified of changes that I make myself

 Edit  Log time  **Watch**  Copy  Delete

 Edit  Log time  Unwatch  Copy  Delete

Also available in:  Atom

**Login:**

**Password:**

**OpenID URL**

[Lost password](#)

# Chapter 10:

Home Projects Help Sign in Register

## Redmine

Search:

Overview Download Activity Roadmap Issues News **Wiki** Forums Repository

### Plugins Directory

Register a new plugin

Here you can browse and search Redmine plugins. Plugin developers can register their own plugins using their redmine.org account. General information about Redmine plugins and how to install them into your Redmine can be found at Plugins.

**plano** 0 X

> Fast & Secure      > Free phone support  
> Incl. Subversion & Git      > Always up to date

*from € 9 / month* **Sign Up!**

#### New Plugins

	<b>Projects Tracker</b> This plugin is used to list all the projects version details in one page. By Praveen K ★★★★★ (0)
	<b>Airbrake</b> <b>Turns Redmine into an Airbrake compatible server.</b> Airbrake is a bug or exception tracking platform. There are client libraries for a lot of platforms, and using this plugin you can use the same ... By Jens Krämer ★★★★★ (0)
	<b>Attachment Name Validator</b> This plugin validate attachment filename with regular expression. By Aroan Kanor ★★★★★ (0)
	<b>Issue Table Macro</b> This plugin generate table from related issues. Usage: For all related issues: {{related_table}} For selected related issues: {{related_table(Bug,Feature)}} It is possible setup table columns in settings. By Aroan Kanor ★★★★★ (1)
	<b>Redmine My Users</b> Allows setting a "sponsor" per user. The Sponsor can see all of his/her users. The use case is that various internal employees "sponsors" (and are responsible for) other internal and external users. (Required in my case by our internal security po... By @go2null ★★★★★ (0)

[Browse all Plugins...](#)

Powered by [Redmine](#) © 2006-2014 Jean-Philippe Lang

## Search

Redmine ▼  All words  Search titles only

Issues  News  Changesets  Wiki pages  Messages  Redmine plugins



Plugins Directory » All plugins (718)

Show only plugins compatible with Redmine: -- Any --




**Agile**

- Agile Scrum/Kanban boards
- Burndown charts
- Swimlanes
- Colors
- Sprint planning
- Burnup, Velocity, Cumulative flow charts

By Kirill Bezrukov  
★★★★★ (29)

...



**Easy Gantt**

This Drag & Drop Redmine Gantt Plugin makes **Planning of Tasks and Project Easy as never before!** It is a **must have for all Redmine users** that are serious about project management.  
<https://www.easyredmine.com/images/redmine-gantt/redmine-gantt...>

By Petr Pospisil  
★★★★★ (5)



**A ChiliProject Look & Feel - ChiliProject.eu**

ChiliProject Look & Feel adds the original ChiliProject theme and menu style to current Redmine.

By Jan Kryštof Svoboda  
★★★★★ (0)




**A common libs**

Redmine plugin which optionally enables inclusion of common libraries (twitter bootstrap, select2, highcharts, etc.)

For better appearance we recommend to use thi...

By RMplus.pro Team  
★★★★★ (6)



**A luxury buttons**

**Redmine Team Note**

Commercial plugin, obfuscated with RubyEncoders. requires rgloader  
«Luxury buttons» — is a plugin for the issue tracker «Redmine». Plugin provides a user-friendly interface for issue editin...

By Vladimir Pitin  
★★★★★ (33)



**A4 WebsiteScreenshot**

**What is website screenshot:**

When QA report a bug or support follow up a task, it is very common we need work base on one URL and we need to see the screenshot of it as well. In this case, we need click the link and go to that website. We use Web...

By Page Images  
★★★★★ (2)




**absence.io - keep track of all your teams absences**

**absence.io** is an online solution to keep track of your teams absences, from sick and vacation days to off-site training.

With the redmine integration you can create new absences out of redmine and check: who is absent today from your team. It's comp...


By Nikbin Rohany  
★★★★★ (2)



**Accept plugin**

People having worked with TRAC are used to "accept" issues, which basically states that someone will now actively work on a specific issue. Redmine apparently also supports custom issue statuses, such as "accepted", but it requires more than one click: ...


By Stefan Zugal  
★★★★★ (1)



**Activity Report**

The plugin is designed to send daily, weekly and monthly reports of the elapsed time on the project.

By Igor Olemskoi  
★★★★★ (2)



**Add default members to created project**

When creating project assign to it default members, from a default group with default roles(specified in plugin settings).

By Sajin Andrei  
★★★★★ (0)

Show only plugins compatible with Redmine: -- Any --

## Plugins Directory » Agile



Author: Kirill Bezrukov  
Website: <http://redminecrm.com/projects/agile/pages/1>  
Code repository: -  
Registered on: 2014-03-18 (almost 2 years ago)  
Current version: 1.3.13  
Compatible with: Redmine 3.3.x, 3.2.x, 3.1.x, 3.0.x, 2.6.x, 2.5.x, 2.4.x, 2.3.x  
User ratings: ★★★★★ (29)



› Fast & Secure    › Free phone support  
› Incl. Subversion & Git    › Always up to date

*from € 9 / month*

**Sign Up!**

- Agile Scrum/Kanban boards
- Burndown charts
- Swimlanes
- Colors
- Sprint planning
- Burnup, Velocity, Cumulative flow charts

### User ratings

★★★★★ 18  
★★★★★ 8  
★★★★★ 0  
★★★★★ 2  
★★★★★ 1  
★★★★★ 0

[Rate this plugin](#)

### Other plugins from this author

Checklists  
CMS  
CRM  
Favorite projects  
Finance  
Helpdesk  
Invoices  
People  
Products  
Q&A  
Zen edit

## Changelog



### 1.3.13 (2016-01-20)

Compatible with Redmine 3.3.x, 3.2.x, 3.1.x, 3.0.x, 2.6.x, 2.5.x, 2.4.x, 2.3.x.

- Inline issue creation
- Work-in-progress limits
- Colored by project
- Adding notes inline
- Checklist on card view
- Last comment card field
- French locale by Olivier Houdas
- Fixed bug with sorting cards in redmine < 3

## User ratings


★★★★★ by stella freda 1 day ago

a must have one, works with redmine 3.2.0, ruby 2.3.0, apache2, centos7

★★★★★ by joey zhou 5 days ago

★★★★★ by Adam Szakacs about 1 month ago

Great plugin - provides a good alternative to the traditional table view of issues with the 'agile' feel...

 Search more than **12M** users

Search

**ProTip!** For an [advanced search](#), use some of our [prefixes](#).

language:Ruby Redmine Time Tracker

Search

# fernandokosh/redmine\_time\_tracker

Ruby ★ 205 📌 141

A **time tracker** plugin for **Redmine**

Updated 21 days ago

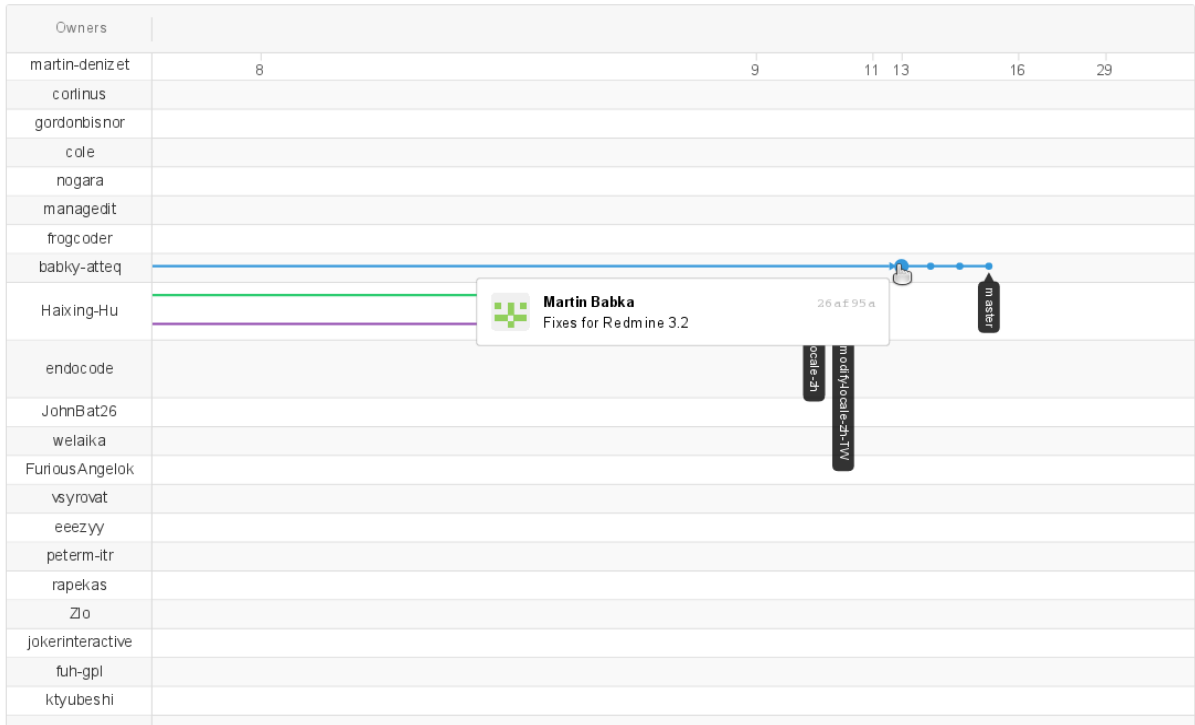
👁 Watch 11
★ Star 205
🍴 Fork 141

fernandokosh / redmine\_time\_tracker

👁 Watch 11
★ Star 205
🍴 Fork 141

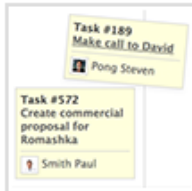
- <> Code
- 🔔 Issues 22
- 🔗 Pull requests 1
- 📖 Wiki
- 📶 Pulse
- 📊 Graphs

- Contributors
- Commits
- Code frequency
- Punch card
- Network**
- Members



Keyboard shortcuts available

## Plugins Directory » Agile



Author: Kirill Bezrukov  
Website: <http://redminecrm.com/projects/agile/pages/1>  
Code repository: -  
Registered on: 2014-03-18 (almost 2 years ago)  
Current version: 1.3.13  
Compatible with: Redmine 3.3.x, 3.2.x, 3.1.x, 3.0.x, 2.6.x, 2.5.x, 2.4.x, 2.3.x  
User ratings: ★★★★★ (29)

## Plugins » Redmine Exception Handler plugin

Email recipients  
Separate multiple email addresses with commas

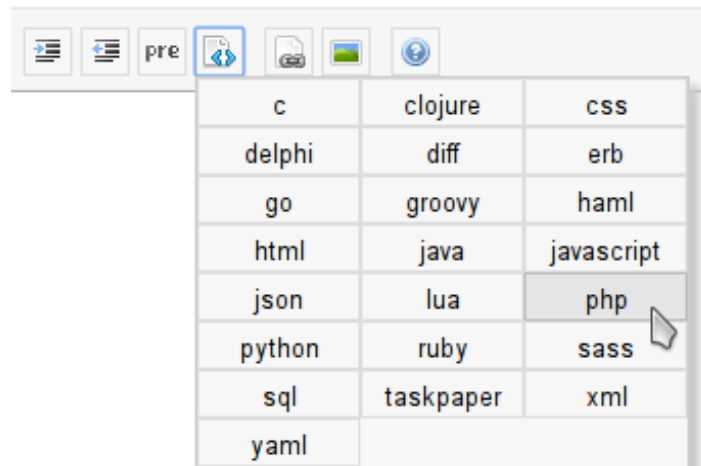
Sender address

Subject prefix

Email format

[Test Settings by triggering a fake exception \(will open in a new window\)](#)

Apply



## Settings

- General
- Display
- Authentication
- API
- Projects
- Issue tracking
- Files
- Email notifications
- Incoming emails
- Repositories**

### Enabled SCM

	Command	Version
<input checked="" type="checkbox"/> Subversion	✓ svn	1.8.8
<input checked="" type="checkbox"/> Darcs	✓ darcs	2.8.4
<input checked="" type="checkbox"/> Mercurial	✓ hg	2.8.2
<input checked="" type="checkbox"/> Cvs	✓ cvs	1.12.13
<input checked="" type="checkbox"/> Bazaar	✓ bazaar	2.7.0
<input checked="" type="checkbox"/> Git	✓ git	1.9.1
<input type="checkbox"/> Filesystem		
<input checked="" type="checkbox"/> Xitolite	✓ git	1.9.1

You can configure your SCM commands in config/configuration.yml. Please restart the application after editing it.

## Settings

- General
- Display
- Authentication
- Projects
- Issue tracking
- Email notifications
- Incoming emails
- Repositories**

### Enabled SCM

	Command	Version
<input checked="" type="checkbox"/> Subversion	✓ svn	1.8.8
<input checked="" type="checkbox"/> Darcs	✓ darcs	2.8.4
<input checked="" type="checkbox"/> Mercurial	✓ hg	2.8.2
<input checked="" type="checkbox"/> Cvs	✓ cvs	1.12.13
<input checked="" type="checkbox"/> Bazaar	✓ bazaar	2.7.0
<input checked="" type="checkbox"/> Git	✓ git	1.9.1
<input type="checkbox"/> Filesystem		
<input checked="" type="checkbox"/> Xitolite	✓ git	1.9.1

You can configure your SCM commands in config/configuration.yml. Please restart the application after editing it.

## New repository

SCM Gitolite

Main repository

Identifier

Length between 1 and 255 characters. Only lower case letters (a-z), numbers, dashes and underscores are allowed. Once saved, the identifier cannot be changed.

Path encoding UTF-8

Default: UTF-8

Initialize this repository with a README

Initialize this repository with GitAnnex

[Create](#) [Cancel](#)

## Settings

Identifier	Main repository	SCM	Repository	Repository default branch	Repository Enabled Capabilities
redmine	<input checked="" type="checkbox"/>	Gitolite	repositories/mastering-redmine/redmine.git	master	<a href="#">Users</a> <a href="#">Edit</a> <a href="#">Move</a> <a href="#">Delete</a>
nongitolite		Subversion	https://svn.redmine.org/redmine		<a href="#">Users</a> <a href="#">Edit</a> <a href="#">Delete</a>

## Settings » Repository » redmine

redmine

**Repository access links (Sort urls)**

SSH HTTP ssh://git@mastering-redmine.com/mastering-redmine/redmine.git RW

SCM Gitolite

Main repository

Identifier redmine

Path encoding UTF-8

Default: UTF-8

Save [Cancel](#)

Enable Git Daemon

Enable Mailing list

Enable protected branches

Make repository public

Smart HTTP Mode HTTP Only

Repository default branch master

Mirrors keys installed?

Repository exists in Gitolite

Git objects count 16

Browse repository [repositories/mastering-redmine/redmine.git](#)

Save

<a href="#">Deployment Credentials</a>	<a href="#">Mailing list</a>	<a href="#">Repository Mirrors</a>	<a href="#">Post Receive URLs</a>	<a href="#">Git Config Keys</a>	<a href="#">Protected branches</a>
----------------------------------------	------------------------------	------------------------------------	-----------------------------------	---------------------------------	------------------------------------

### Deployment Credentials

[Add Deployment Credential](#)

Owner	name	Public key file	Permissions	Honored?	Active?	
s-andy	s-andy	keydir/redmine_git_hosting/redmine_s_andy_1/redmine_deploy_key_1/redmine_s_andy_1_deploy_key_1.pub	RW+	<input checked="" type="checkbox"/>	<input checked="" type="checkbox"/>	<a href="#">Edit</a> <a href="#">Delete</a>


## My public keys

Current user keys

No public keys defined

Current deployment keys

s-andy ✓ 12:f8:7e:78:61:b4:bf:e2:de:24:15:96:4e:d4:72:53

 Delete

Enter new public key

Identifier \*

Public key type \*

Public key \*

*Cut and paste entire .pub file.*

Create

Cancel

## Overview

[New subproject](#) [Close](#)

Redmine is well-known as one of the best open source project management applications. But, it's also one of the best project hosting and issue tracking solutions. In addition it incorporates Wiki, repository management, forums, time tracking, and more. This book reveals the power of Redmine and manifests its exceptional flexibility and customizability.

Mastering Redmine is a comprehensive guide which covers a wide variety of topics: from configuration to writing simple plugins, from issue reporting to managing issue lifecycles, from writing simple Wiki pages to designing rich web content using the Wiki syntax, from quick installation to deep customization, and more.

This book resembles a learning tutorial. It imitates the self-learning process so that you first understand the basics before we dig deeper into the advanced concepts.

You will first read about possible setups. Then, you will choose an appropriate setup to install and configure. The book runs through the main features of Redmine and shows how it can be effectively used as project management, issue and time tracking solution. Once you are familiar with all the essential features of Redmine, you will start exploring advanced concepts such as integration with other applications, customizing Redmine, and using various Redmine plugins.

This book will help you master Redmine by unleashing its core functionality .

- Homepage: <https://www.pactpub.com/application-development/mastering-redmine>

### Issue tracking

	open	closed	Total
Chapter	11	0	11
Erratum	0	0	0
Omission	0	0	0
Improvement	0	0	0

[View all issues](#) | [Calendar](#) | [Gantt](#)

### Repository

**SSH** **HTTP** `ssh://git@mastering-redmine.com/mastering-redmine/re` **RW**

## Overview

[New subproject](#) [Close](#)

Redmine is well-known as one of the best open source project management applications. But, it's also one of the best project hosting and issue tracking solutions. In addition it incorporates Wiki, repository management, forums, time tracking, and more. This book reveals the power of Redmine and manifests its exceptional flexibility and customizability.

Mastering Redmine is a comprehensive guide which covers a wide variety of topics: from configuration to writing simple plugins, from issue reporting to managing issue lifecycles, from writing simple Wiki pages to designing rich web content using the Wiki syntax, from quick installation to deep customization, and more.

This book resembles a learning tutorial. It imitates the self-learning process so that you first understand the basics before we dig deeper into the advanced concepts.

You will first read about possible setups. Then, you will choose an appropriate setup to install and configure. The book runs through the main features of Redmine and shows how it can be effectively used as project management, issue and time tracking solution. Once you are familiar with all the essential features of Redmine, you will start exploring advanced concepts such as integration with other applications, customizing Redmine, and using various Redmine plugins.

This book will help you master Redmine by unleashing its core functionality .

- Homepage: <https://www.pactpub.com/application-development/mastering-redmine>

### Issue tracking

- Chapter: 11 open / 11
- Erratum: 0 open / 0
- Omission: 0 open / 0
- Improvement: 0 open / 0

[View all issues](#) | [Calendar](#) | [Gantt](#)

### Repository

**SSH** **HTTP** `ssh://git@mastering-redmine.com/mastering-redmine/re` **RW**

### Members

Author: [Andriy Lesyuk](#)

Acquisition Editor: [Prachi Bisht](#)

Content Development Editor: [Shweta Pant](#)

### Latest news

#### Announcement

*A new improved second edition of "Mastering Redmine" book is coming. This time we are going to discuss Redmine 3.1.*

Added by [Andriy Lesyuk](#): about 2 months ago

[View all news](#)

### Members

Author: [Andriy Lesyuk](#)

Acquisition Editor: [Prachi Bisht](#)

Content Development Editor: [Shweta Pant](#)

### Latest news

#### Announcement

*A new improved second edition of "Mastering Redmine" book is coming. This time we are going to discuss Redmine 3.1.*

Added by [Andriy Lesyuk](#): about 2 months ago

[View all news](#)



Name	Size	Revision	Age	Author	Comment
app		b5366eb3	3 months	Jean-Philippe Lang	Send a notification when security settings are ...
bin		e4a3fc50	10 months	Toshi MARUYAMA	svn propset svn:executable bin/ files git-svn...
config		b5366eb3	3 months	Jean-Philippe Lang	Send a notification when security settings are ...
db		9178d474	1 day	Jean-Philippe Lang	Default target version for new issues (#1828). ...
doc		9110b543	3 months	Jean-Philippe Lang	Updates the doc about the configurable test LDA...
extra		cf59a9b6	about 2 months	Jean-Philippe Lang	rdm-mailhandler with project-from-subaddress fa...
files		96f83cc8	almost 9 years	Jean-Philippe Lang	trunk: moved from /trunk/redmine to /trunk: git-...
lib		98abc983	3 months	Jean-Philippe Lang	Typo (#21421), git-svn-id: http://svn.redmine...
log		96f83cc8	almost 9 years	Jean-Philippe Lang	trunk: moved from /trunk/redmine to /trunk: git-...
plugins		5e57a1a9	over 3 years	Jean-Philippe Lang	Merged rails-3.2 branch, git-svn-id: svn+ssh://...
public		71ec68db	3 months	Jean-Philippe Lang	Wiki lists in the sidebar are broken (#21263). ...
script		2d1866d9	about 1 year	Jean-Philippe Lang	Merged rails-4.1 branch (#14534), git-svn-id: ...
test		b5366eb3	3 months	Jean-Philippe Lang	Send a notification when security settings are ...
tmp		9e771108	about 3 years	Toshi MARUYAMA	add tmp/pdf directory (#12189) git-svn-id: svn...
.gitignore	739 Bytes	11ac6bf0	4 months	Toshi MARUYAMA	add config/secrets.yml to .gitignore and .hgign...
.hgignore	615 Bytes	11ac6bf0	4 months	Toshi MARUYAMA	add config/secrets.yml to .gitignore and .hgign...
travis.yml	6.8 KB	f9b2d30b	5 days	Toshi MARUYAMA	travis: use quotation for dpkg command git-svn...
CONTRIBUTING.md	241 Bytes	a512f1c	12 months	Toshi MARUYAMA	fix typo and use "github" instead of "gitub" a...
Gemfile	3.6 KB	4f7f729	3 months	Toshi MARUYAMA	request at least rails-html-sanitizer 1.0.3 bec...
README.rdoc	205 Bytes	8fc30940	almost 4 years	Jean-Philippe Lang	Typo git-svn-id: svn+ssh://rubyforge.org/var/s...
Rakefile	275 Bytes	5e57a1a9	over 3 years	Jean-Philippe Lang	Merged rails-3.2 on appveyor Nologiri 1.6.7 has...
appveyor.yml	851 Bytes	09cd064	28 days	Toshi MARUYAMA	enable Ruby 2.2 on appveyor Nologiri 1.6.7 has...
config.ru	160 Bytes	5e57a1a9	over 3 years	Jean-Philippe Lang	Merged rails-3.2 branch, git-svn-id: svn+ssh://...

Repository

redmine (Settings)

Repository access links

SSH HTTP ssh://git@mastering-redmine.c RW

Download as .tar

Download as .tar.gz

Download as .zip

[View all revisions](#) | [View revisions](#)

## README

### Redmine

Redmine is a flexible project management web application written using Ruby on Rails framework.

More details can be found in the doc directory or on the official website [www.redmine.org](http://www.redmine.org)

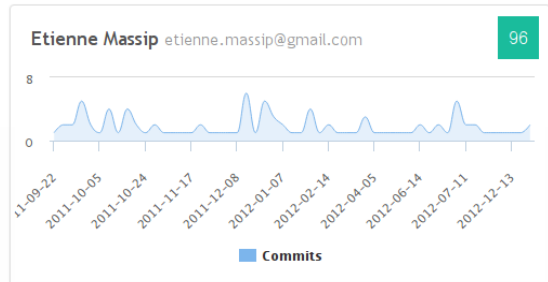
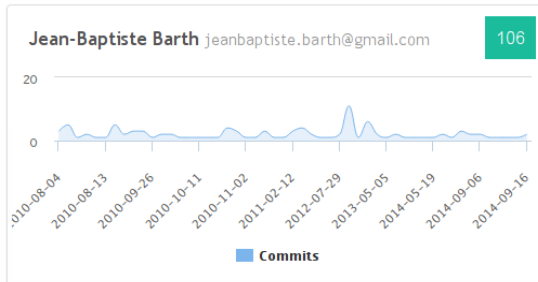
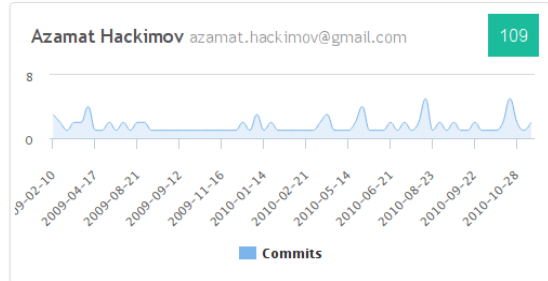
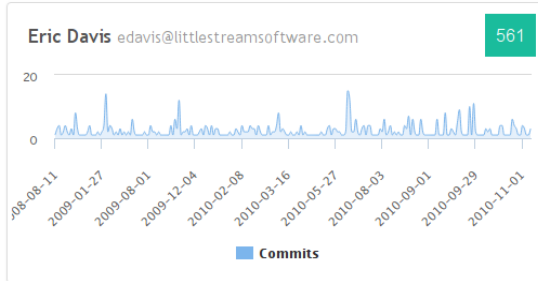
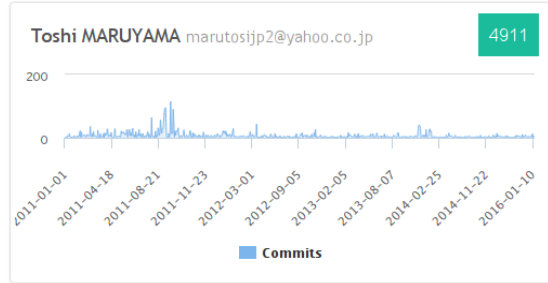
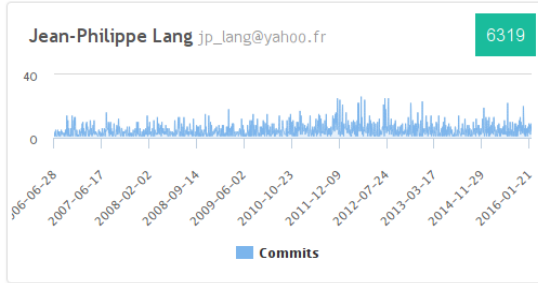
Also available in: Atom

## Statistics

[Global statistics](#)

[Commits statistics](#)

[Contributors statistics](#)



## Settings

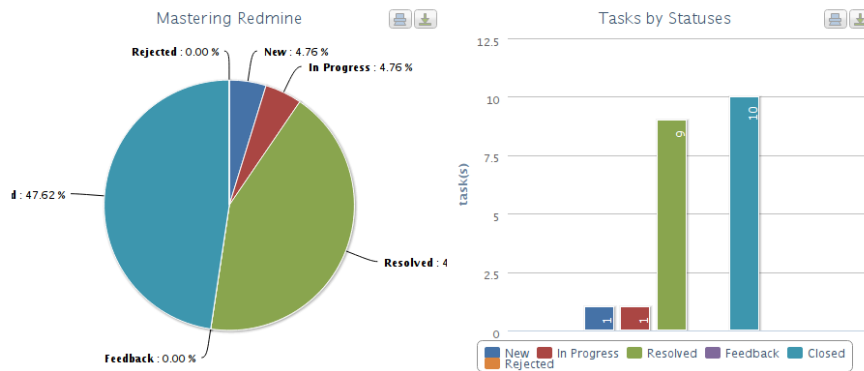
[Information](#) **[Modules](#)** [Members](#) [Versions](#) [Issue categories](#) [Wiki](#) [Repositories](#) [Forums](#) [Activities \(time tracking\)](#)

Select modules to enable for this project:

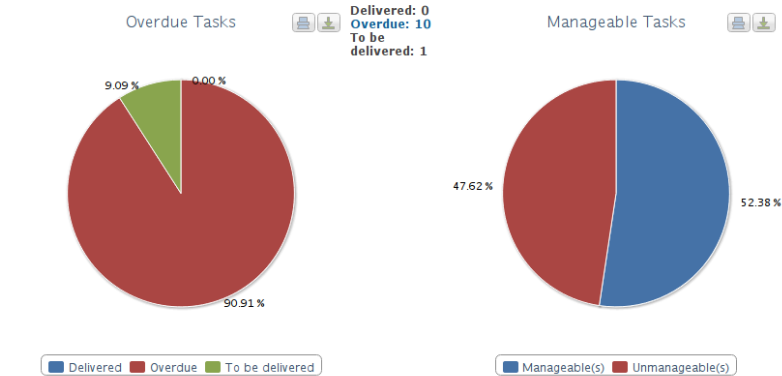
- Issue tracking
- Time tracking
- News
- Documents
- Files
- Wiki
- Repository
- Forums
- Calendar
- Gantt
- Monitoring & Controlling by Project

[Check all](#) | [Uncheck all](#)

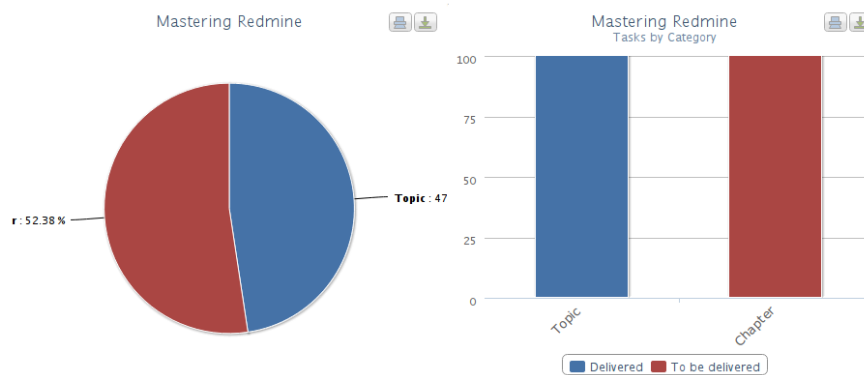
**Tasks by Statuses - 21 task(s), 10 overdue(s)**



**Tasks Management**



**Tasks by Category**





Download PNG image  
Download JPEG image  
Download PDF document  
Download SVG vector image

## Settings

[Information](#) **[Modules](#)** [Members](#) [Versions](#) [Issue categories](#) [Wiki](#) [Repositories](#) [Forums](#) [Activities \(time tracking\)](#)

Select modules to enable for this project:

- Issue tracking
- Time tracking
- News
- Documents
- Files
- Wiki
- Repository
- Forums
- Calendar
- Gantt
- Agile
- Monitoring & Controlling by Project

[Check all](#) | [Uncheck all](#)

### Agile board

▼ Filters Add filter:

► Options

✔ Apply

New (1)	In Progress (1)	Resolved (9)
<b>Chapter #11</b> Customizing Redmine Andriy Lesyuk	<b>Chapter #10</b> Plugins and Themes Andriy Lesyuk	<b>Chapter #1</b> Getting Familiar with Redmine Shweta Pant
		<b>Chapter #2</b> Installing Redmine Shweta Pant
		<b>Chapter #3</b> Configuring Redmine Shweta Pant
		<b>Chapter #4</b> Issue Tracking Shweta Pant
		<b>Chapter #5</b> Managing Projects Shweta Pant
		<b>Chapter #6</b> Text Formatting Shweta Pant
		<b>Chapter #7</b> Access Control and Workflow Shweta Pant
		<b>Chapter #8</b> Time Tracking Shweta Pant
		<b>Chapter #9</b> Personalization Shweta Pant

**Agile Light free version**  
Upgrade to PRO  
PRO version live demo  
Find more RedmineCRM plugins

**Issues**  
View all issues  
Summary  
Calendar  
Gantt  
Agile board  
Version planning

**Members**  
Andriy Lesyuk  
Shweta Pant

**Agile charts**  
Issues burndown

▼ Options

<b>Board columns</b>	<input checked="" type="checkbox"/> New <input type="checkbox"/> Closed	<input checked="" type="checkbox"/> In Progress <input type="checkbox"/> Rejected	<input checked="" type="checkbox"/> Resolved	<input type="checkbox"/> Feedback
<b>Card fields</b>	<input type="checkbox"/> Issue ID <input type="checkbox"/> % Done <input type="checkbox"/> Related issues	<input type="checkbox"/> Project <input type="checkbox"/> In status <input type="checkbox"/> Last comment	<input checked="" type="checkbox"/> Tracker <input type="checkbox"/> Parent task <input type="checkbox"/> Pages	<input type="checkbox"/> Spent time <input checked="" type="checkbox"/> Assignee

New (1)	In Progress (1)	Resolved (9)
<p><b>Chapter #11</b> Customizing Redmine</p> <p> Andriy Lesyuk</p>	<p><b>Chapter #10</b> Plugins and Themes</p> <p> Andriy Lesyuk</p>	<p><b>Chapter #1</b> Getting Familiar with Redmine</p> <p> Shweta Pant</p> <p><b>Chapter #2</b> Installing Redmine</p> <p> Shweta Pant</p> <p><b>Chapter #3</b> Configuring Redmine</p> <p> Shweta Pant</p>



**Chapter #10**  
Plugins and Themes

Andriy Lesyuk

**Chapter #10**  
Plugins and Themes

Andriy Lesyuk

Describe the Agile plugin

## Agile charts

▼ Filters

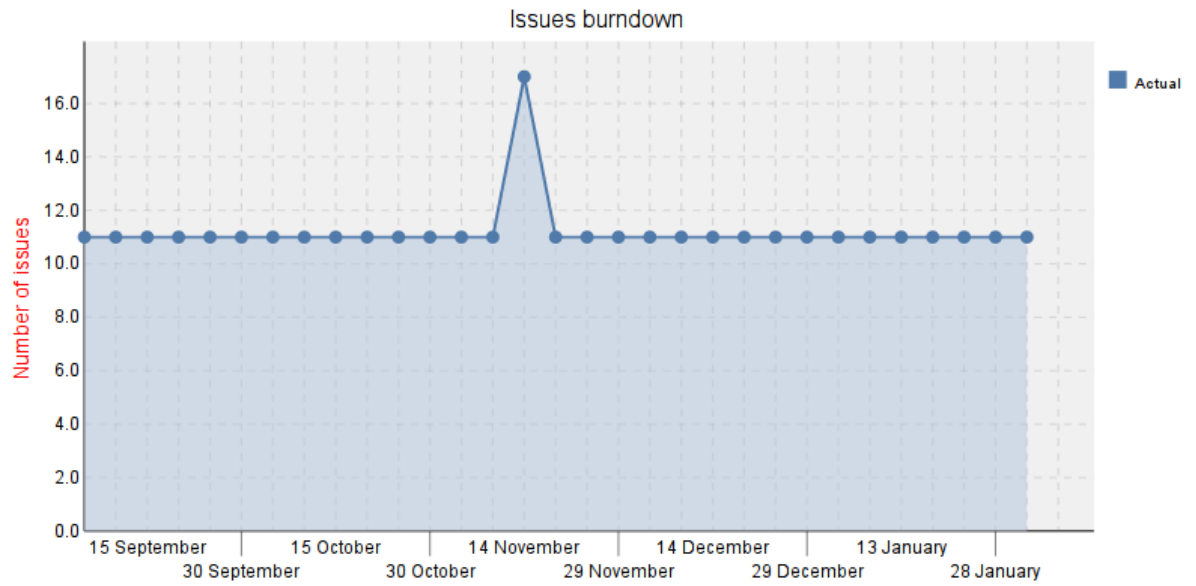
Add filter

► Options

Chart **Issues burndown** ▼

From  To 2016-02-08

✓ Apply





# Mastering Redmine

Search:  Mastering Redmine

- Overview
- Activity
- Roadmap
- Issues**
- New issue
- Gantt
- Agile
- Calendar
- News
- Documents
- Wiki
- Forums
- Files
- Repository
- Settings

## Chapter #10

Edit Log time Watch Copy Delete



### Plugins and Themes

◀ Previous | 2 of 11 | Next ▶

Added by Andriy Lesyuk 5 months ago. Updated less than a minute ago.

**Status:** In Progress  
**Priority:** Normal  
**Assignee:** Andriy Lesyuk  
**Target version:** Second edition  
**Pages:** 36

**Start date:** 01/11/2016  
**Due date:** 01/31/2016  
**% Done:** 90%

#### Description

This chapter guides on how to find plugins for a particular Redmine version, covers installation of plugins and themes and reviews some interesting plugins.

Quote

#### Subtasks

Add

#### Related issues

Follows Mastering Redmine - Chapter #9: Personalization	Resolved	12/28/2015	01/10/2016	Add
Precedes Mastering Redmine - Chapter #11: Customizing Redmine	New	02/01/2016	02/14/2016	Add

#### History



Updated by Andriy Lesyuk 3 months ago

#1

- **Target version** set to *Second edition*



Updated by Andriy Lesyuk 3 months ago

#2

- **Follows** *Chapter #9: Personalization* added



Updated by Andriy Lesyuk 3 months ago

#3

- **Precedes** *Chapter #11: Customizing Redmine* added



Updated by Andriy Lesyuk 2 months ago

#4

- **Pages** set to *30*



Updated by Andriy Lesyuk 21 days ago

#5

- **Status** changed from *New* to *In Progress*

#### Issues

- View all issues
- Summary
- Calendar
- Gantt
- Agile board
- Version planning

#### Agile charts

#### Issues burndown

#### Custom queries

#### Chapters

Watchers (2)

Add

- Prachi Bisht
- Shweta Pant

# Mastering Redmine

Search:

Jump to a project... ▾

## Settings

**General** Display Authentication Projects Issue tracking Email notifications Incoming emails Repositories

Application title

Welcome text

**B** *I* ~~S~~ **C** H1 H2 H3   pre  

[Redmine] (<http://www.redmine.org/>) is well-known as one of the best open source project management applications. But, it's also one of the best project hosting and issue tracking solutions. In addition, it incorporates Wiki, repository management, forums, time tracking, and more. This book reveals the power of Redmine and manifests its

Maximum attachment size  KB

Objects per page options

Multiple values allowed (comma separated).

Search results per page

Days displayed on project activity  days

Host name and path

Example: mastering-redmine.com

Protocol

Text formatting

Cache formatted text

Wiki history compression

Maximum number of items in Atom feeds















Maximum size of text files displayed inline  KB

Maximum number of diff lines displayed

Attachments and repositories encodings

Multiple values allowed (comma separated).

### Administration

-  Projects
-  Users
-  Groups
-  Roles and permissions
-  Trackers
-  Issue statuses
-  Workflow
-  Custom fields
-  Enumerations
-  **Settings**
-  LDAP authentication
-  Agile
-  Plugins
-  Information



## Chapters

[Edit](#) [Delete](#)

Filters  
Options

Apply  Clear

<input checked="" type="checkbox"/>	#	Tracker	Status	Subject	% Done	Pages	Start date	Due date
<input type="checkbox"/>	1	Chapter	Resolved	Getting Familiar with Redmine	<div style="width: 100%;"></div>	17	09/07/2015	09/20/2015
<input type="checkbox"/>	2	Chapter	Resolved	Installing Redmine	<div style="width: 100%;"></div>	32	09/21/2015	10/11/2015
<input type="checkbox"/>	3	Chapter	Resolved	Configuring Redmine	<div style="width: 100%;"></div>	44	10/12/2015	10/25/2015
<input type="checkbox"/>	4	Chapter	Resolved	Issue Tracking	<div style="width: 100%;"></div>	29	10/26/2015	11/08/2015
<input type="checkbox"/>	5	Chapter	Resolved	Managing Projects	<div style="width: 100%;"></div>	58	11/09/2015	11/22/2015
<input type="checkbox"/>	6	Chapter	Resolved	Text Formatting	<div style="width: 100%;"></div>	38	11/23/2015	12/06/2015
<input type="checkbox"/>	7	Chapter	Resolved	Access Control and Workflow	<div style="width: 100%;"></div>	31	12/07/2015	12/20/2015
<input type="checkbox"/>	8	Chapter	Resolved	Time Tracking	<div style="width: 100%;"></div>	18	12/21/2015	12/27/2015
<input type="checkbox"/>	9	Chapter	Resolved	Personalization	<div style="width: 100%;"></div>	20	12/28/2015	01/10/2016
<input type="checkbox"/>	10	Chapter	In Progress	Plugins and Themes	<div style="width: 80%;"></div>	36	01/11/2016	01/31/2016
<input type="checkbox"/>	11	Chapter	New	Customizing Redmine	<div style="width: 0%;"></div>	22	02/01/2016	02/14/2016

(1-11/11)

Also available in: [Atom](#) | [CSV](#) | [PDF](#)

### Issues

- [View all issues](#)
- [Summary](#)
- [Calendar](#)
- [Gantt](#)
- [Agile board](#)
- [Version planning](#)

### Agile charts

- [Issues burndown](#)

### Custom queries

- [Chapters](#)

# Mastering Redmine

Search:  Mastering Redmine ▼

- Overview
- Activity
- Roadmap
- Issues
- New issue
- Gantt
- Agile
- Calendar
- News
- Documents
- Wiki
- Forums
- Files
- Repository
- Settings

## Overview

[New subproject](#) [Close](#)

Redmine is well-known as one of the best open source project management applications. But, it's also one of the best project hosting and issue tracking solutions. In addition, it incorporates Wiki, repository management, forums, time tracking, and more. This book reveals the power of Redmine and manifests its exceptional flexibility and customizability.

Mastering Redmine is a comprehensive guide, that covers a wide variety of topics: from configuration to writing simple plugins, from issue reporting to managing issue lifecycles, from writing simple Wiki pages to designing rich web content using the Wiki syntax, from quick installation to deep customization, and more.

This book resembles a learning tutorial. It imitates the self-learning process, so that you first understand the basics before you dig deeper into the advanced concepts.

You will first read about possible setups. Then, you will choose an appropriate setup to install and configure. The book runs through the main features of Redmine and shows, how it can be effectively used as project management, issue and time tracking solution. Once you are familiar with all the essential features of Redmine, you will start exploring advanced concepts, such as integration with other applications, customizing Redmine, and using various Redmine plugins.

This book will help you master Redmine by unleashing it's core functionality.

- Homepage: <https://www.packtpub.com/application-development/mastering-redmine>

### Issue tracking

- Erratum: 0 open / 0
- Omission: 0 open / 0
- Topic: 0 open / 10
- Chapter: 11 open / 11

[View all issues](#) | [Calendar](#) | [Gantt](#)

### Members

Author: [Andriy Lesyuk](#)

Acquisition Editor: [Prachi Bisht](#)

Content Development Editor: [Shweta Pant](#)

### Latest news

Announcement (1 comment)

*A new improved second edition of "Mastering Redmine" book is coming. This time we are going to discuss Redmine 3.1.*

Added by [Andriy Lesyuk](#): 5 months ago

[View all news](#)

### Spent time

13.00 hours

[Log time](#) | [Details](#) | [Report](#)

# Chapter 11:

## Custom fields

[+ New custom field](#)

Issues

Name	Format	Required	For all projects	Used by	Sort	
Pages	Integer			1 project	▲ ▲ ▼ ▼	Delete

### Administration

- Projects
- Users
- Groups
- Roles and permissions
- Trackers
- Issue statuses
- Workflow
- Custom fields
- Enumerations
- Settings
- LDAP authentication
- Agile
- Plugins
- Information

## Custom fields » New custom field

Select the type of object to which the custom field is to be attached:

- Issues
- Spent time
- Projects
- Versions
- Documents
- Users
- Groups
- Activities (time tracking)
- Issue priorities
- Document categories

[Next »](#)

## Custom fields » Issues » New custom field

Format

Name \*

Description

Min - Max length  -

Regular expression   
eg. `^[A-Z0-9]+$`

Text formatting

Default value

Link values to URL

Save

Required

For all projects

Used as a filter

Searchable

Visible  to any users  
 to these roles only:  
 Author  
 Acquisition Editor  
 Content Development Editor

### Trackers

Erratum  Omission  Topic  Chapter

[Check: all](#) | [Uncheck: all](#)

### Projects

Mastering Redmine  
 Redmine

[Check: all](#) | [Uncheck: all](#)

Pages

Number of pages in the chapter

Display

- drop-down list
- checkboxes
- radio buttons

Add filter

- ▼
- Watcher ▲
- Pages
- Assignee**
  - Assignee's group
  - Assignee's role
- Date**
  - Created
  - Updated
  - Closed
  - Start date
  - Due date
- Project**
  - Project's ISBN-13
- Author**
  - Author's Homepage
- Assignee**
  - Assignee's Website
  - Assignee's Homepage
- Target version**
  - Target version's Pages ▼

Add filter

- ▼
- User
- Activity
- Comment
- Hours
- Page number
- Date
- Project**
  - Project's ISBN-13
- Issue**
  - Issue's Pages
- User**
  - User's Homepage

## Search

**All Projects** ▾  All words  Search titles only

Issues  News  Documents  Changesets  Wiki pages  Messages  Projects

▸ Options

**Format**  ▾

**Name \***

**Description**

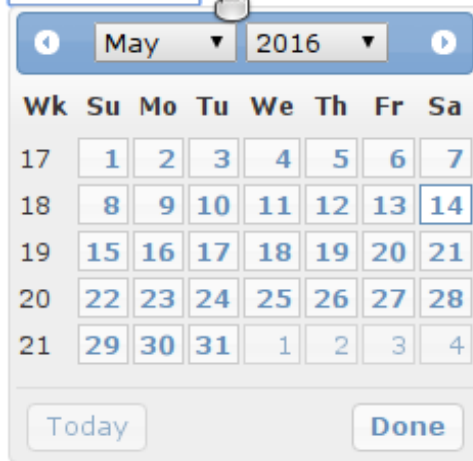
**Default value**  ▾

**Link values to URL**

**Display**  ▾



Due date 2016-05-14



A calendar widget for May 2016. The header shows 'May' and '2016'. The days of the week are listed as 'Wk Su Mo Tu We Th Fr Sa'. The dates are arranged in a grid. The date '14' is highlighted with a blue border. Below the grid are two buttons: 'Today' and 'Done'.


Wk	Su	Mo	Tu	We	Th	Fr	Sa
17	1	2	3	4	5	6	7
18	8	9	10	11	12	13	14
19	15	16	17	18	19	20	21
20	22	23	24	25	26	27	28
21	29	30	31	1	2	3	4



Format

Name \*

Description

Default value  

Link values to URL

**Format**

**Name \***

**Description**

**Min - Max length**  -

**Regular expression**   
eg. `^[A-Z0-9]+$`

**Default value**

**Link values to URL**

**Format**

**Name \***

**Description**

**Min - Max length**  -

**Regular expression**   
eg. `^[A-Z0-9]+$`

**URL**

**Default value**

Format

Name \*

Description

Multiple values

Possible values

One line for each value

Default value

Link values to URL

Display

**Format** Long text ▼

**Name \***

**Description**

**Min - Max length**  -

**Regular expression**

eg. `^[A-Z0-9]+$`

**Text formatting**

**Default value**

**Format**

**Name \***

**Description**

**Multiple values**


**Role**  all  
 only:  
 Author  
 Acquisition Editor  
 Content Development Editor

**Display**

**Status**  all  
 only:  
 open  
 locked  
 closed

 A warning message.

Rendered as a box.

You can insert  a link with an icon or even  not a link...

eBook: £18.99

£15.19  
save 20%

**Add to Cart**

Print + free eBook + free PacktLib access to the book: £49.98

£27.89  
save 44%

**Add to Cart**

## Plugins

### Mastering Redmine customization

Website customization using the plugin.  
<http://mastering-redmine.com>

Andriy Lesyuk

2.0.0

Home My page Projects Administration Help Logged in as s-andy My account Sign out

---

 **Mastering Redmine** Search:  Jump to a project... ▾

Welcome to Mastering-Redmine.com!

**Login:**

**Password:**


[Lost password](#)

**Format**

**Name \***

**Description**




**Multiple values**

**Possible values**  [Edit](#)

**Link values to URL**

**Display**

## Custom fields » Issues » Chapter

↕ <input type="text" value="Chapter 1, Getting Familiar with Redmine"/>	<input checked="" type="checkbox"/> Active  <a href="#">Delete</a>
↕ <input type="text" value="Chapter 2, Installing Redmine"/>	<input checked="" type="checkbox"/> Active  <a href="#">Delete</a>
↕ <input type="text" value="Chapter 3, Configuring Redmine"/>	<input checked="" type="checkbox"/> Active  <a href="#">Delete</a>

| [Back](#)

New value

