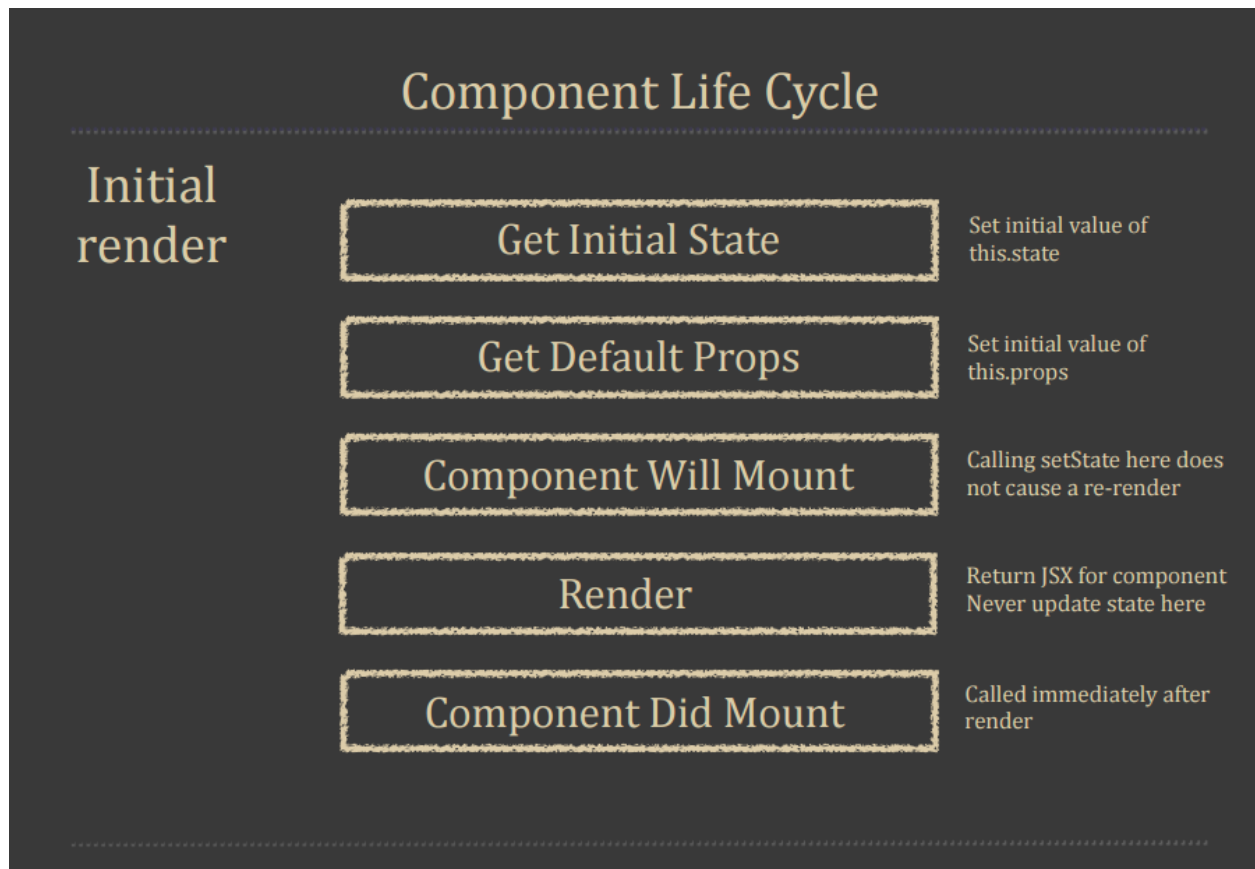
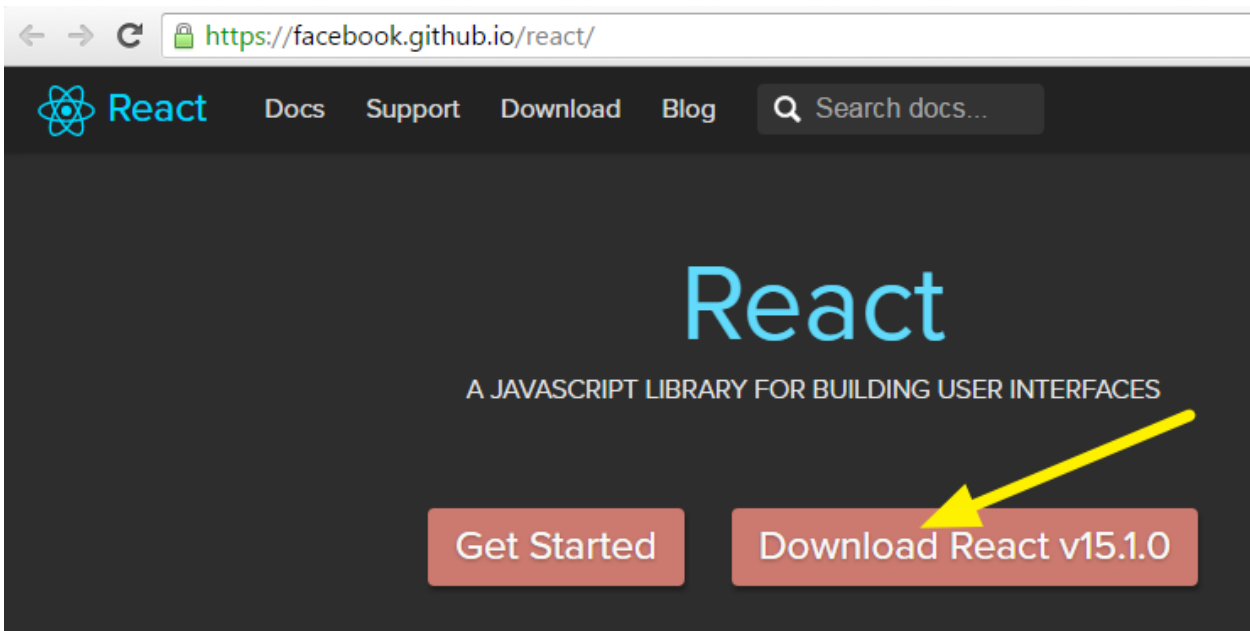
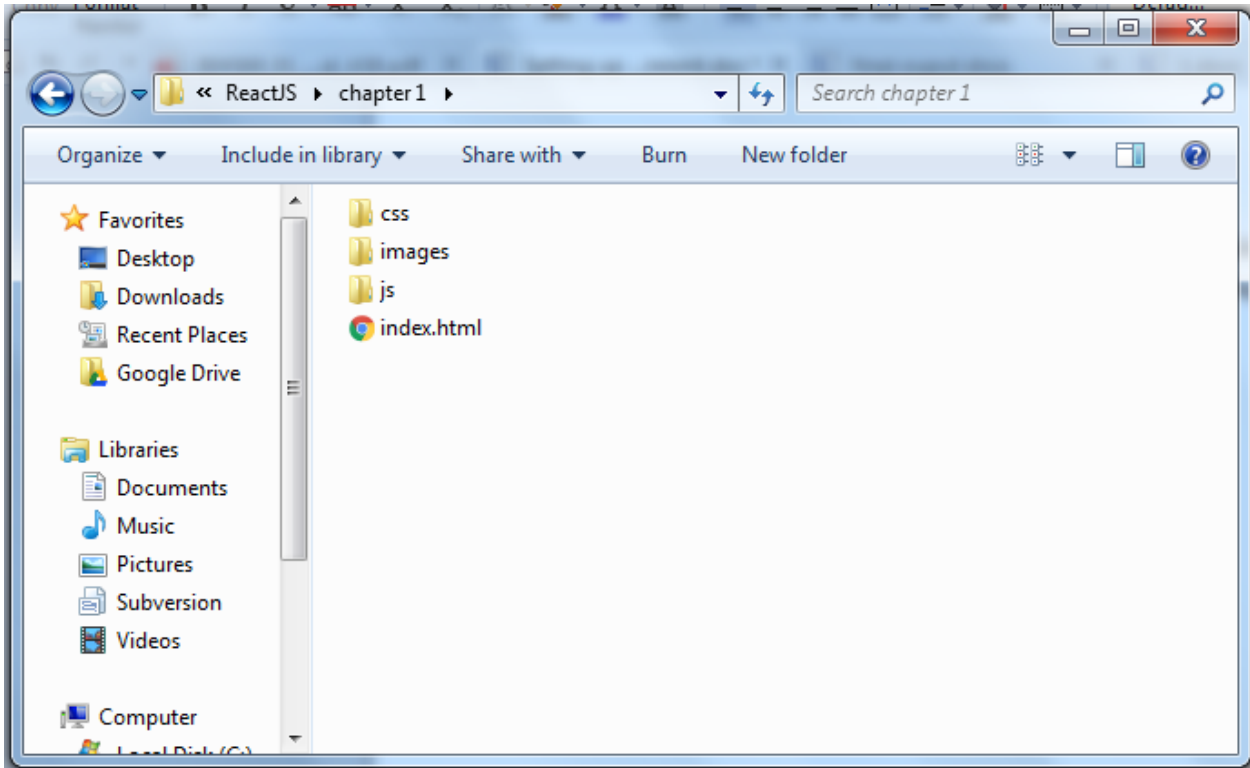
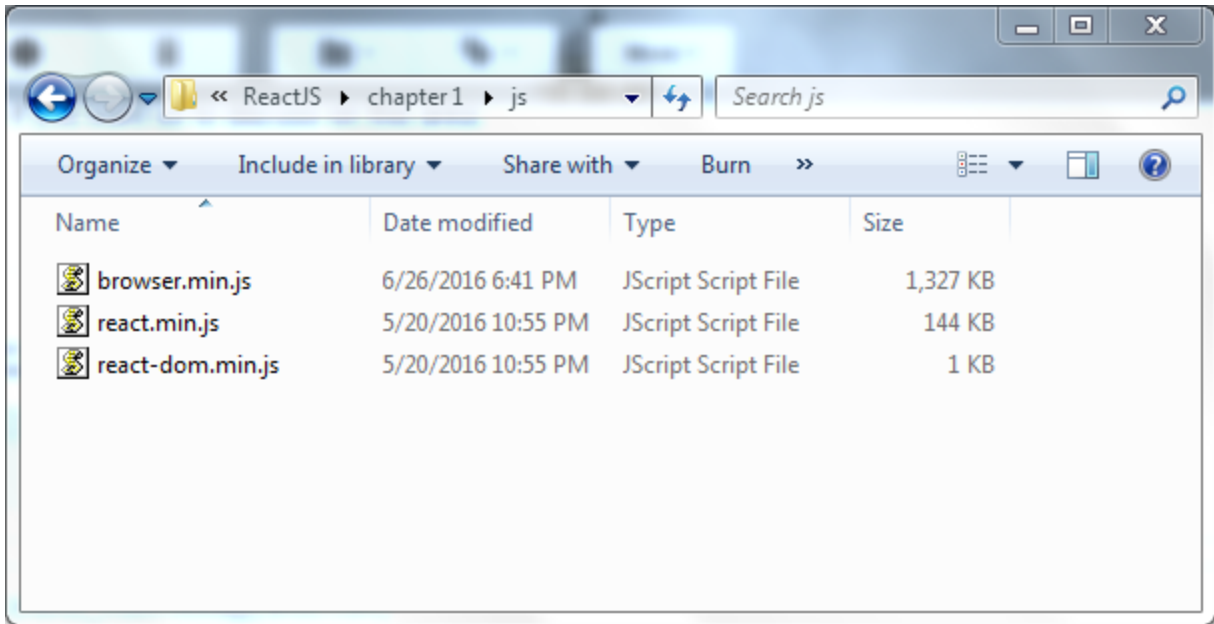


Chapter 1: Getting Started with React and Bootstrap







getbootstrap.com/getting-started/#download



Search

Download

Bootstrap (currently v3.3.6) has a few easy ways to quickly get started, each one appealing to a different skill level and use case. Read through to see what suits your particular needs.

Bootstrap

Compiled and minified CSS, JavaScript, and fonts. No docs or original source files are included.

[Download Bootstrap](#)

Source code

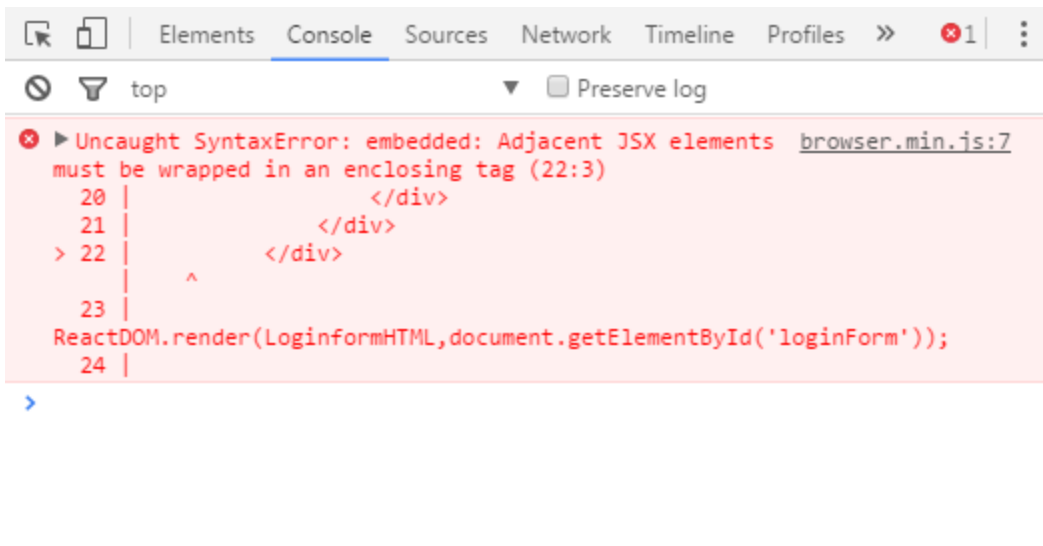
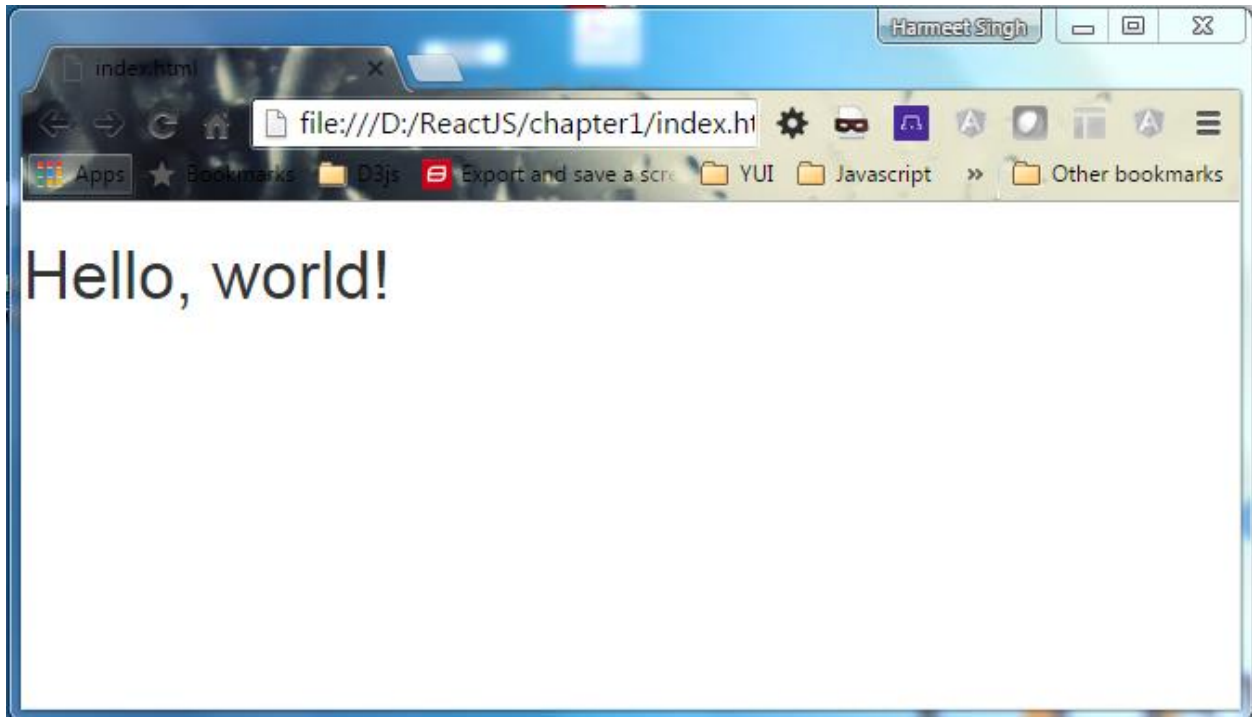
Source Less, JavaScript, and font files, along with our docs. **Requires a Less compiler and some setup.**

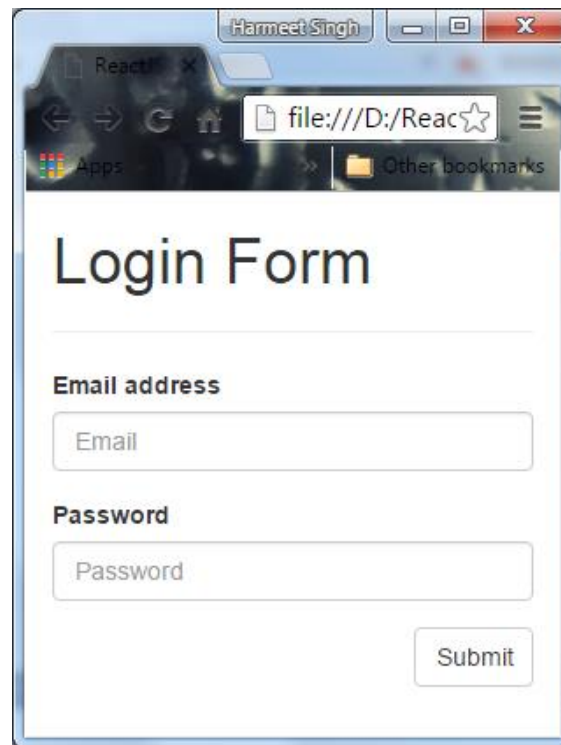
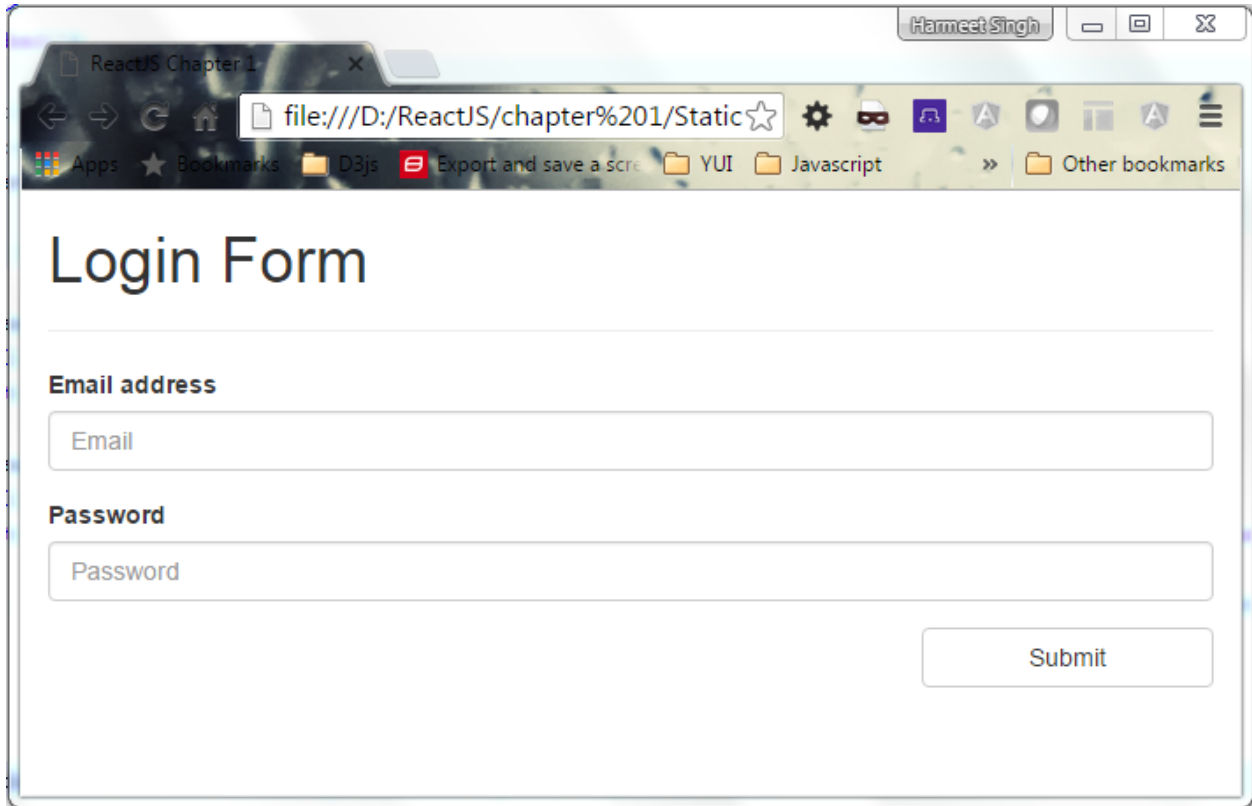
[Download source](#)

Sass

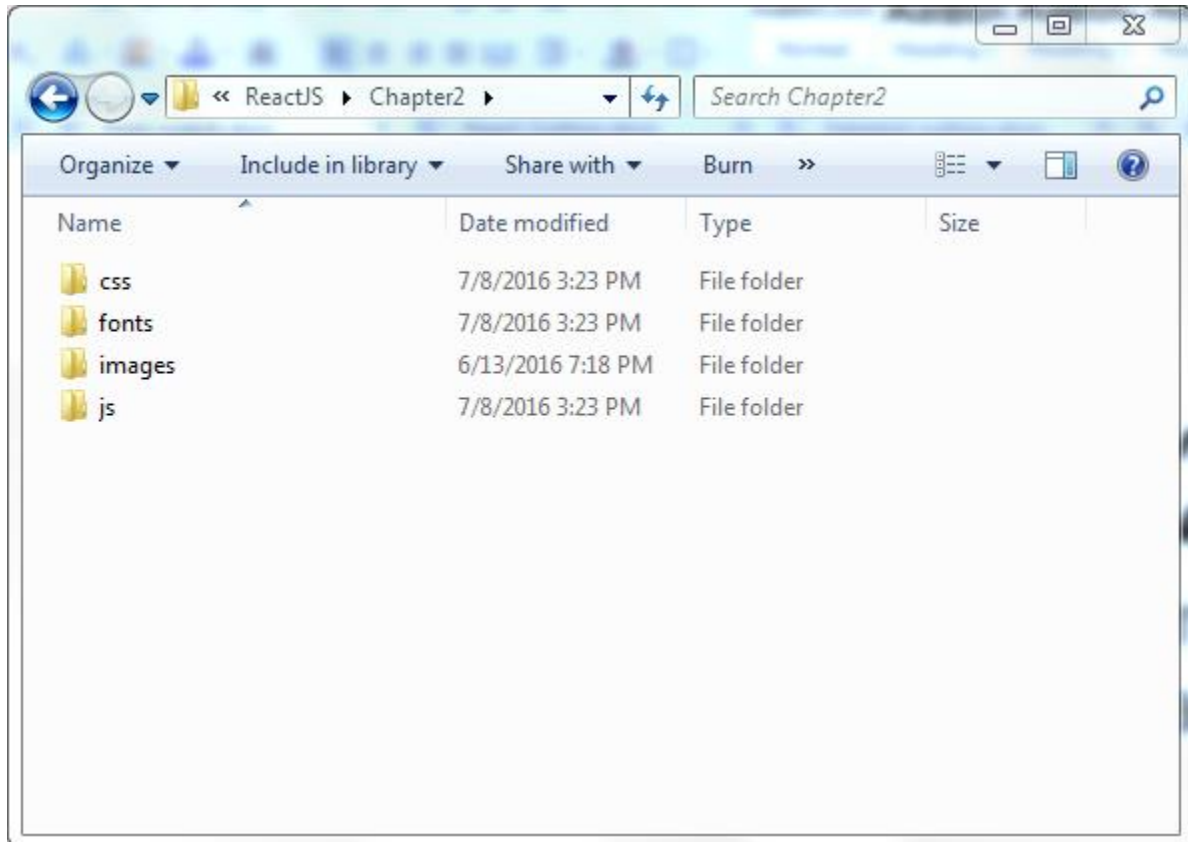
Bootstrap ported from Less to Sass for easy inclusion in Rails, Compass, or Sass-only projects.

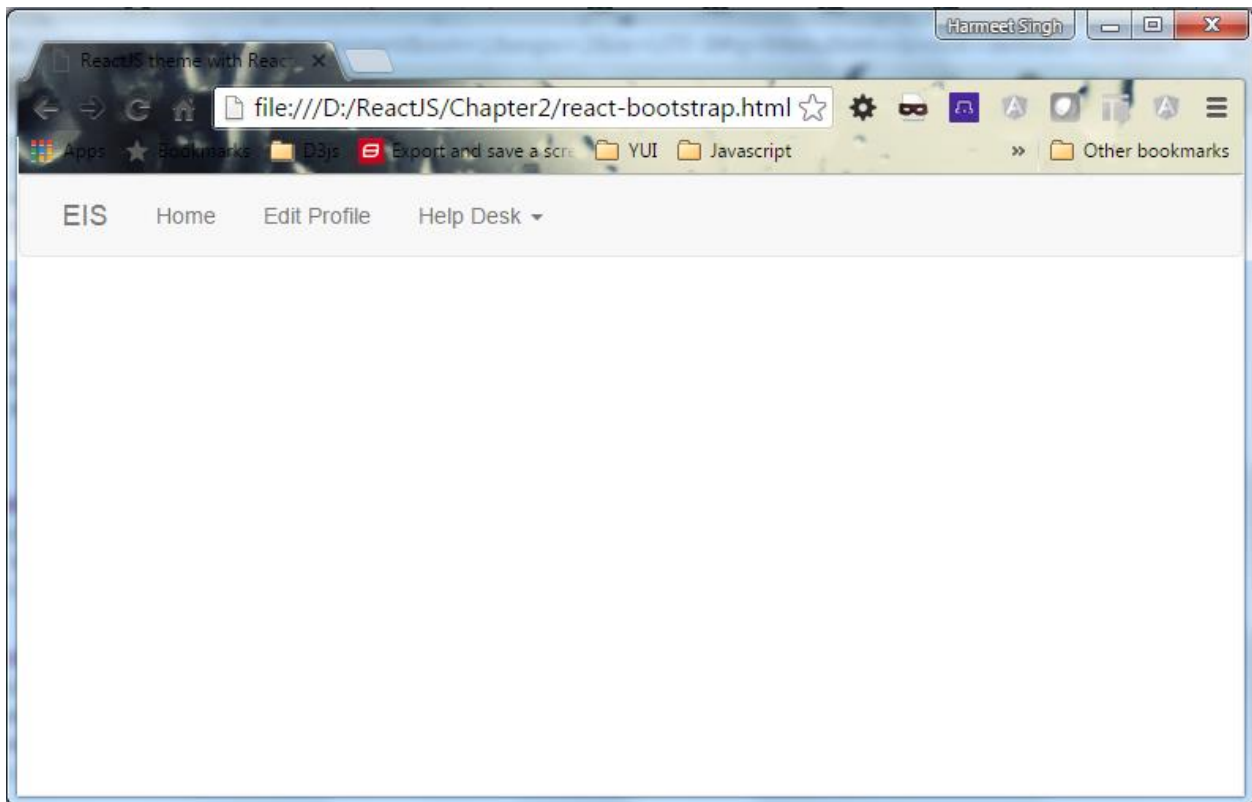
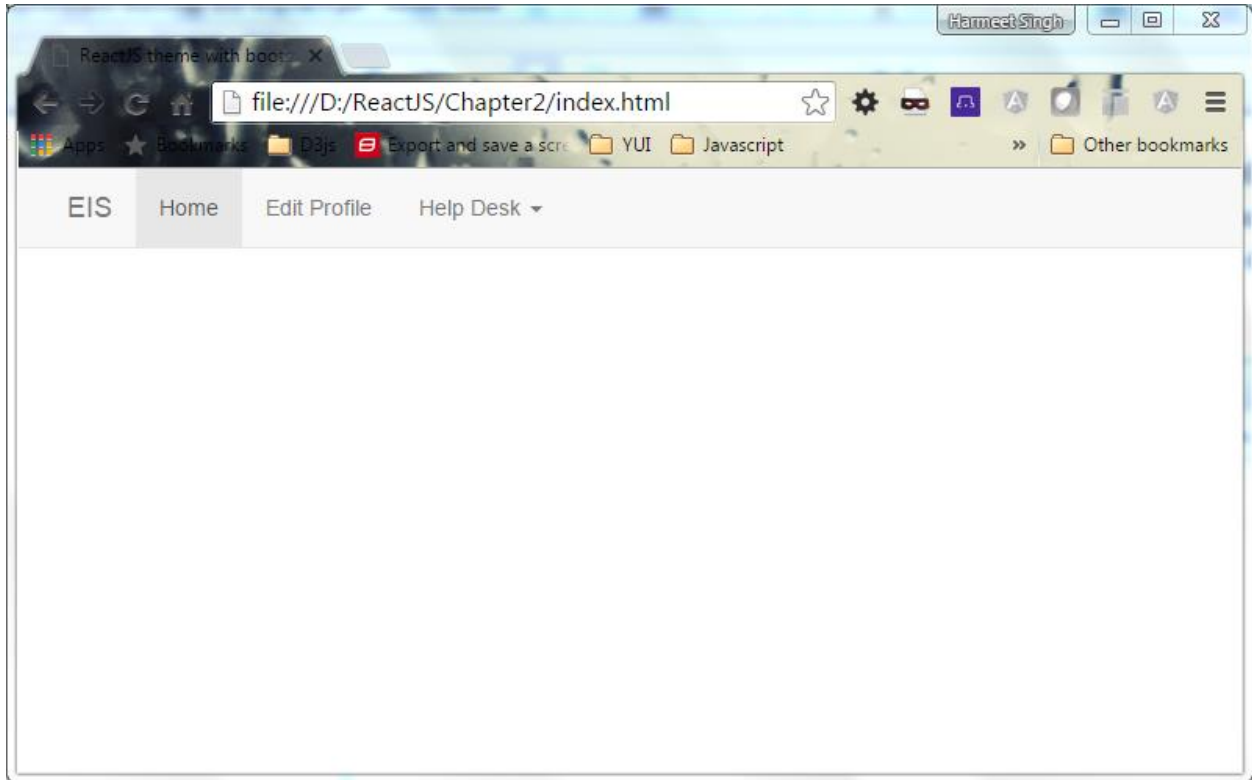
[Download Sass](#)

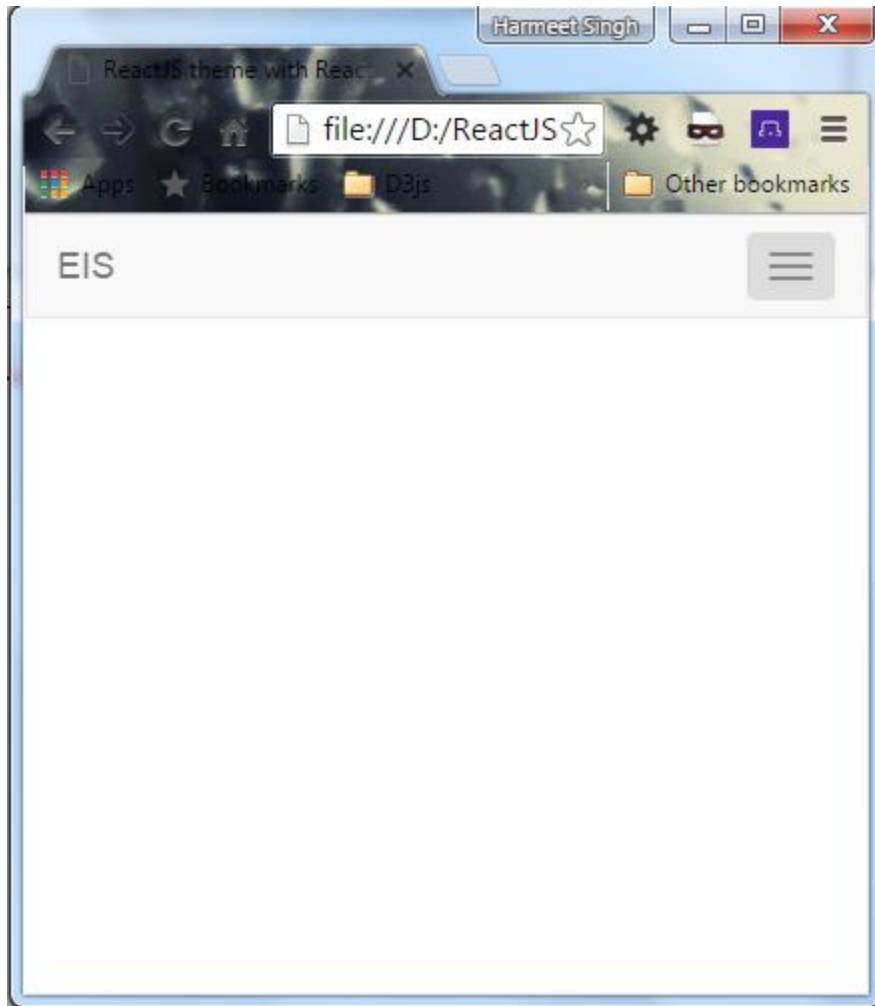




Chapter 2: Lets Build a Responsive Theme with React-Bootstrap and React

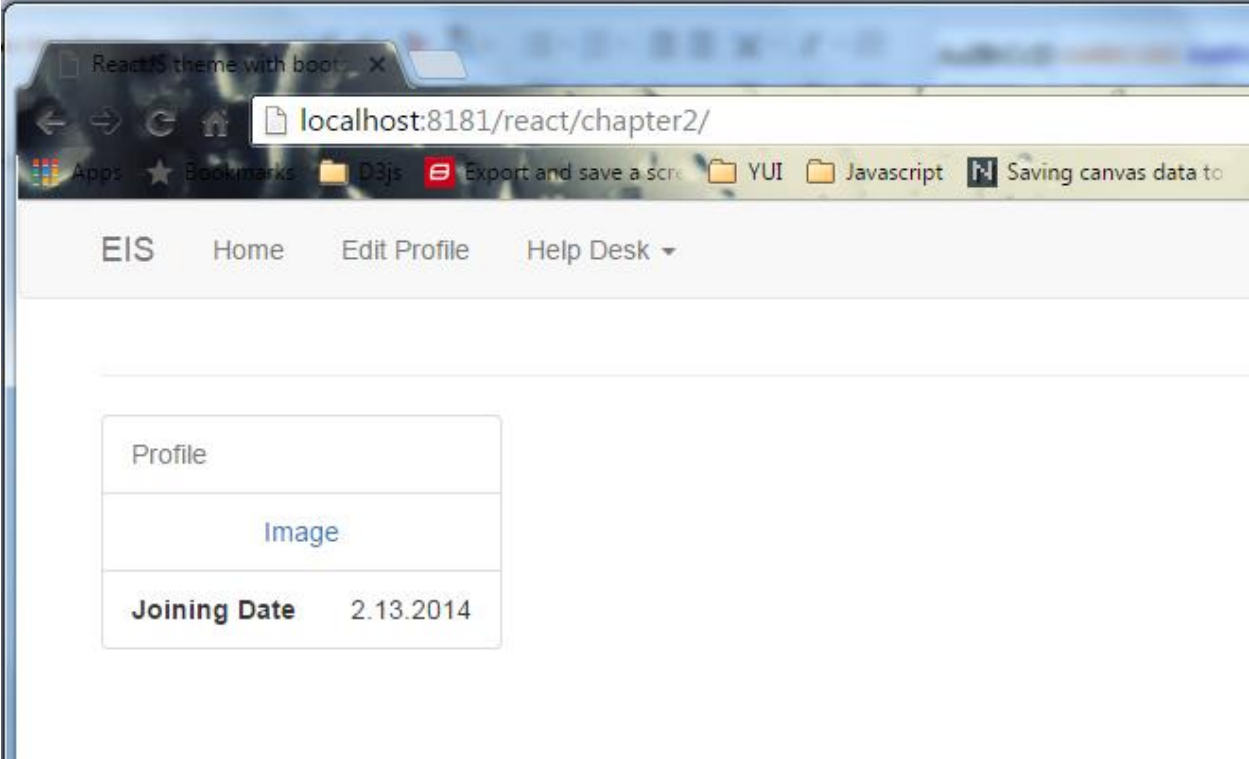






Level 1 - Lorem ipsum...	
Level 2 - col-xs-4 col-sm-4 col-sm-pull-4	Level 2 - col-xs-8 col-sm-4 col-sm-push-4

Profile	
Image	
Joining Date	2.13.2014

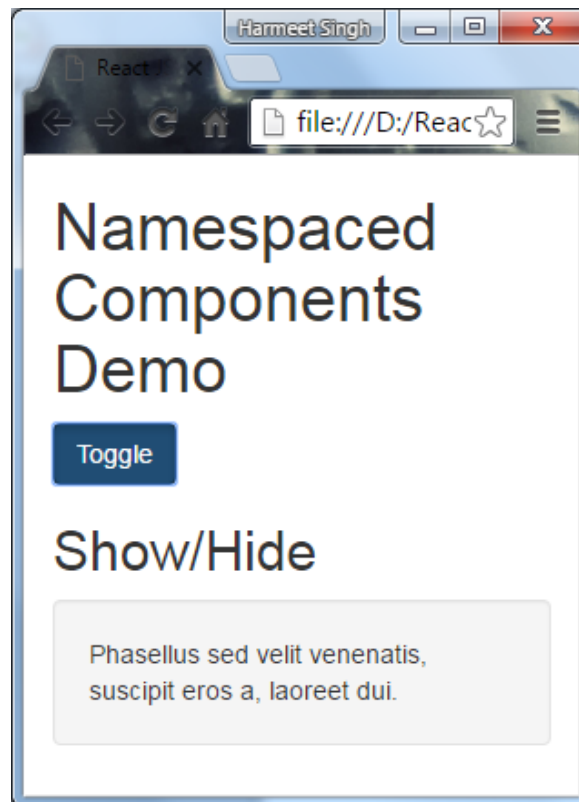


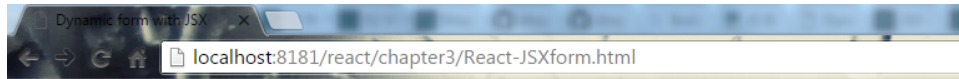
Chapter 3: ReactJS-JSX



Namespaced Components Demo

Toggle





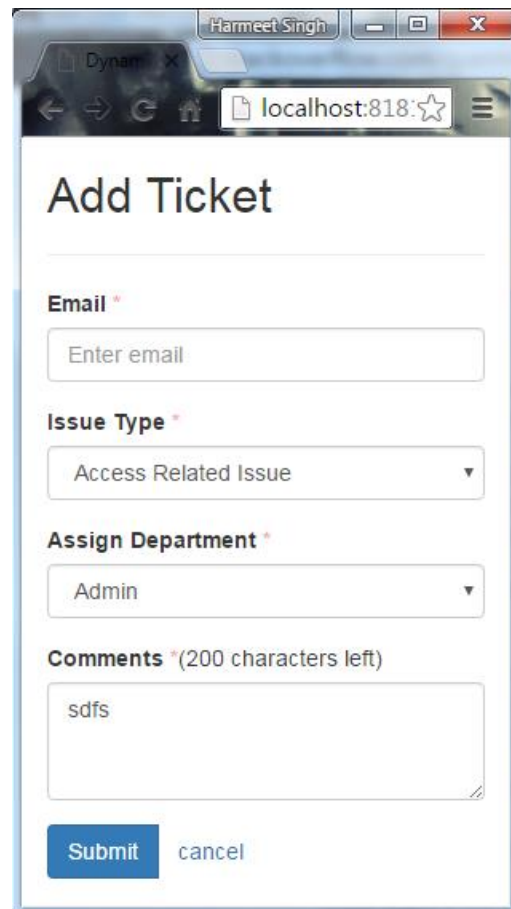
Add Ticket

Email *

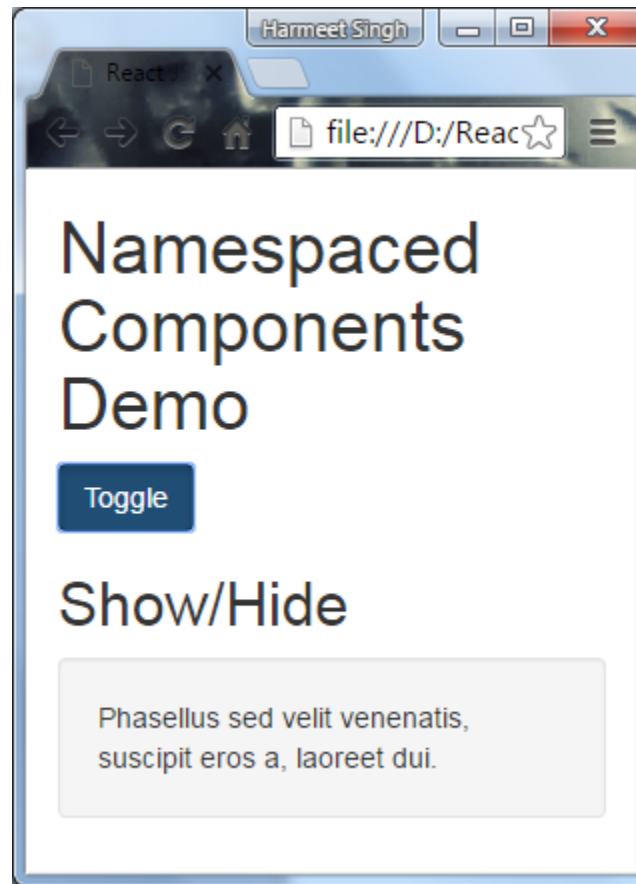
Issue Type *

Assign Department *

Comments * (200 characters left)



Chapter 4: DOM Interaction with ReactJS



Controlled Component

Comments *(140 characters left)

Controlled Componennt

Add Ticket

Email *

harmeetsingh090@gmail.com

Issue Type *

Email Related Issues

Assign Department *

IT

Comments *(200 characters left)

Email is not working

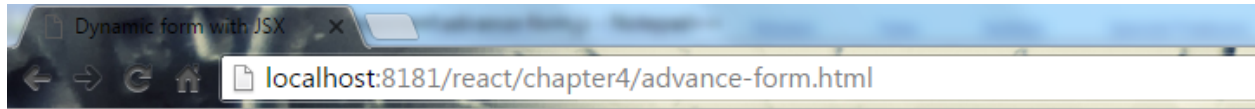
Submit cancel

Elements Console Sources Network Timeline Profiles Application Security Audits AngularJS React

top Preserve log

```
Email--harmeetsingh090@gmail.com
Issue Type--Email Related Issues
Department--IT
Comments--Email is not working
```

>



Add Ticket

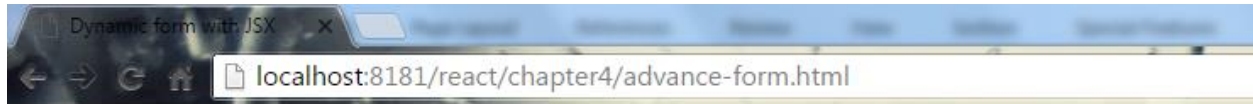
You have not raised any ticket yet. Fill this form to submit the ticket

Email *

Issue Type *

Assign Department *

Comments *



Add Ticket

Email Related Issues
harmeetsingh090@gmail.com
My Email credentials is not working

Wed Aug 24 2016 05:17:36 GMT+0530 (India Standard Time)

Email *

harmeetsingh090@gmail.com

Issue Type *

Email Related Issues

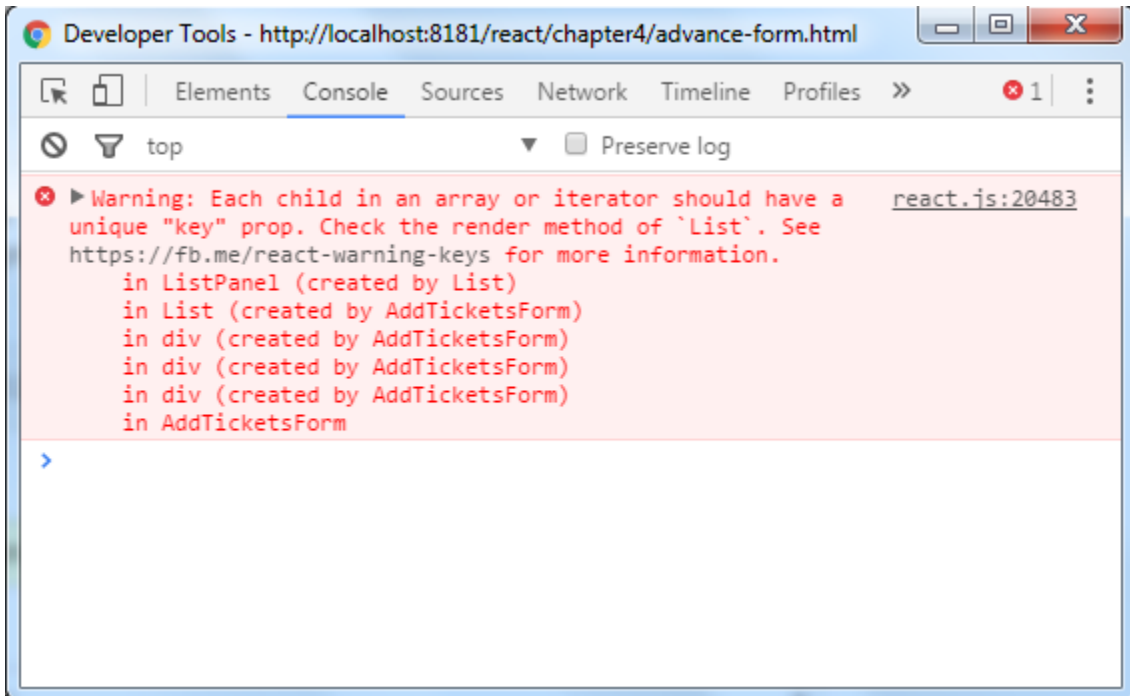
Assign Department *

IT

Comments *

My Email credentials is not working

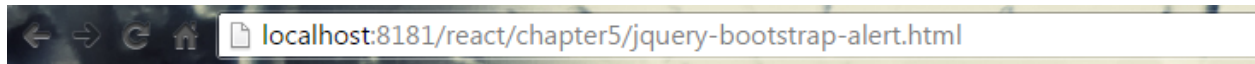
Submit cancel



Chapter 5: jQuery Bootstrap Component with React

Controlled Component

Comments *(140 characters left)



Alerts

Oops! You reached the max limit



Comments *(0 characters left)

Lorem ipsum dolor sit amet, consectetur adipiscing elit. Ut ullamcorper lectus sit amet lectus interdum facilisis. Nullam blandit hendrerit



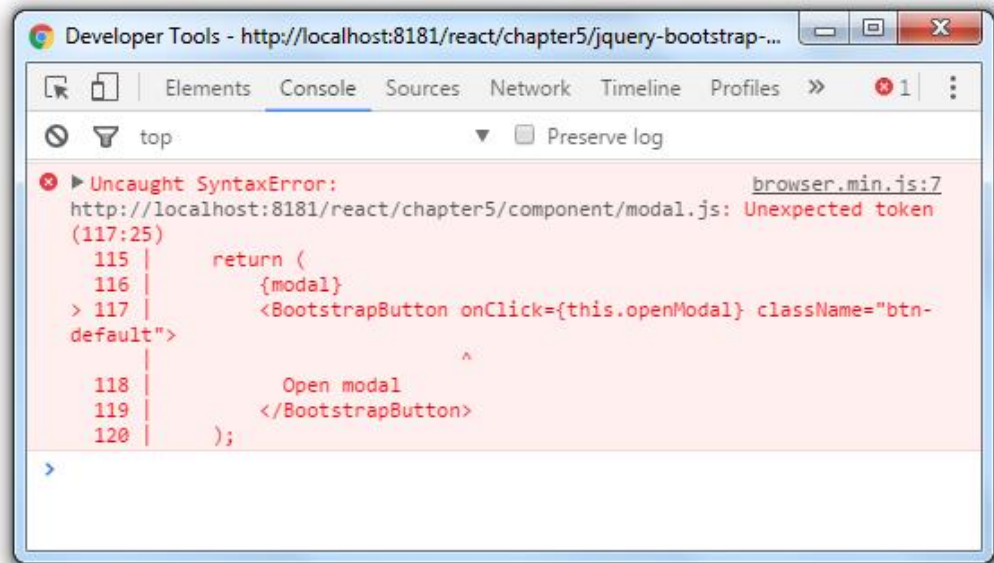
Alerts

Comments *(1 characters left)

Lorem ipsum dolor sit amet, consectetur adipiscing elit. Ut ullamcorper lectus sit amet lectus interdum facilisis. Nullam blandit hendrerit

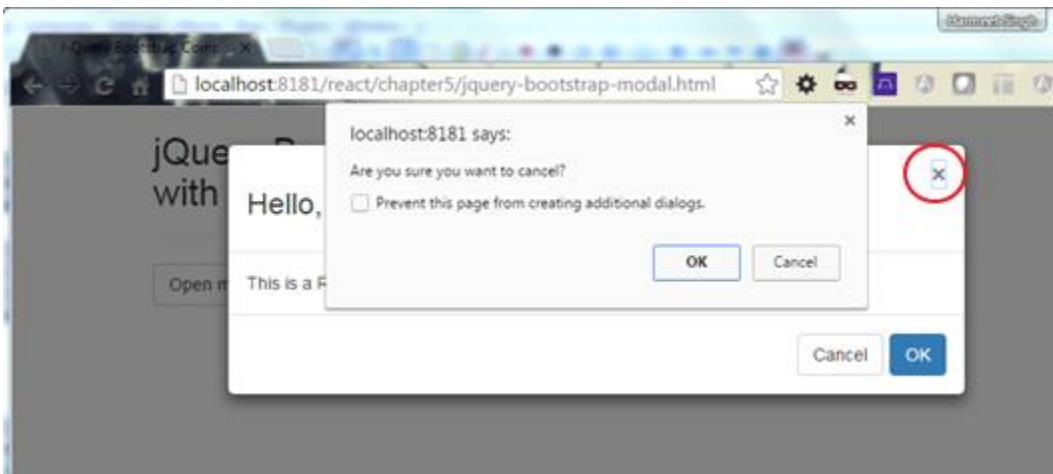
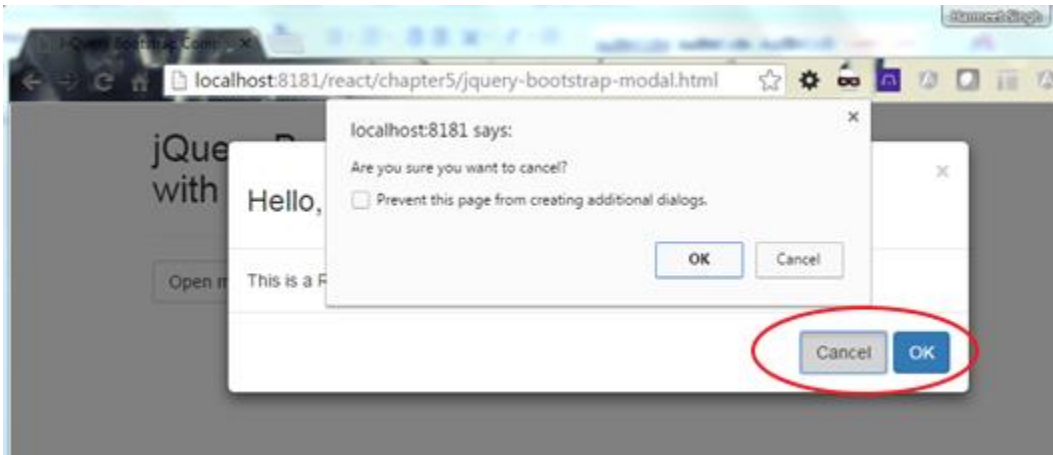
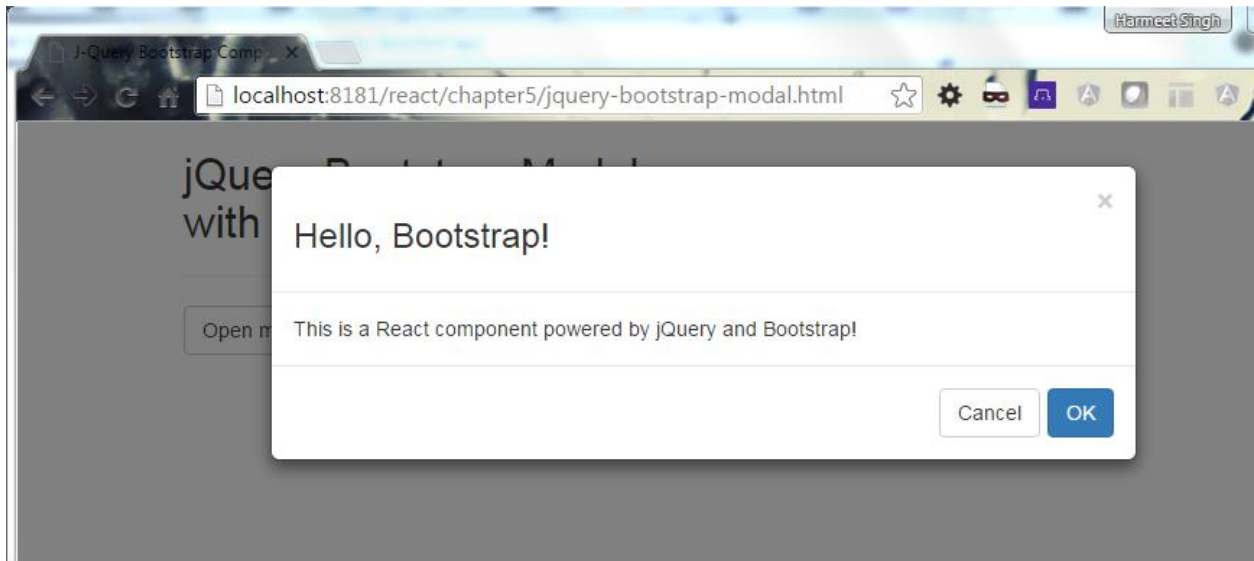


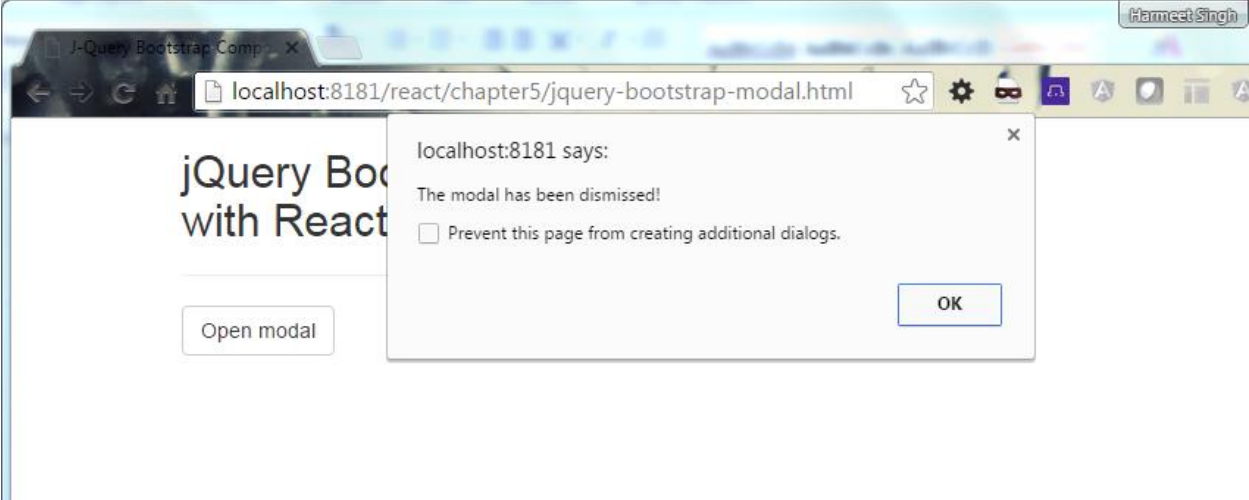
jQuery Bootstrap Modal with React



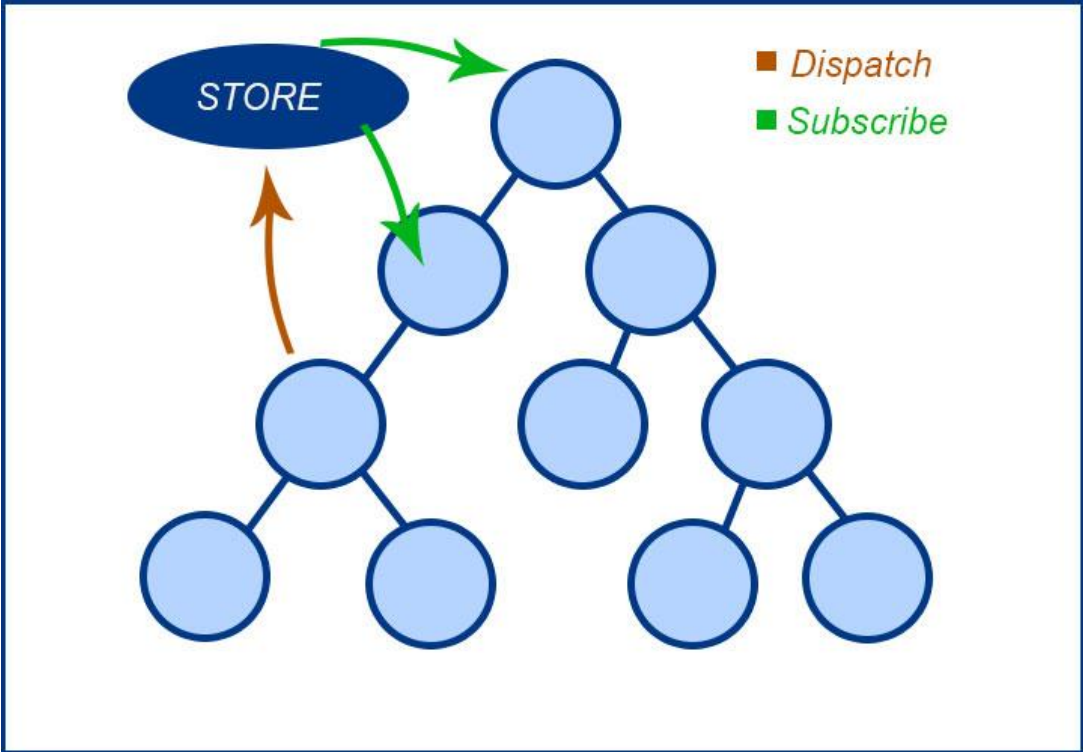
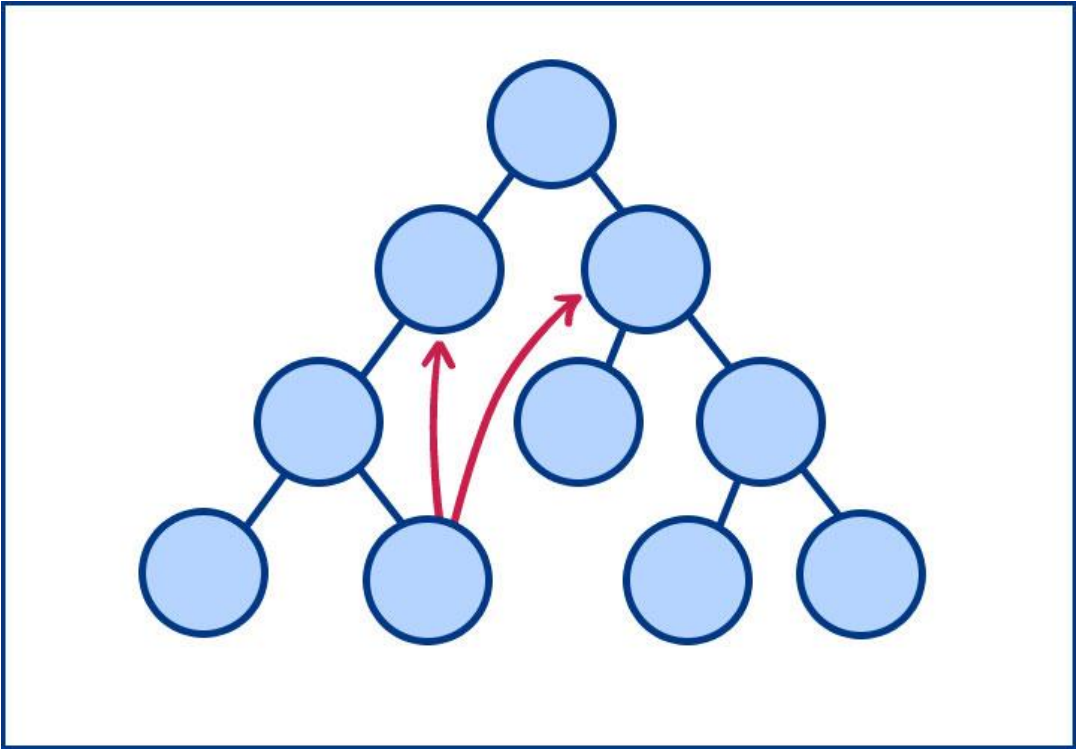
jQuery Bootstrap Modal in React

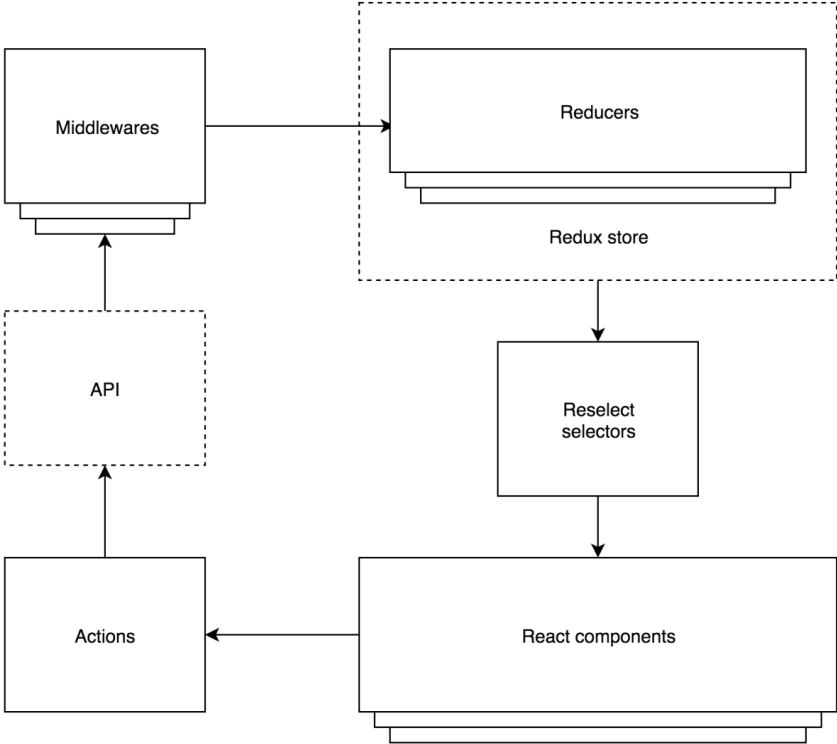
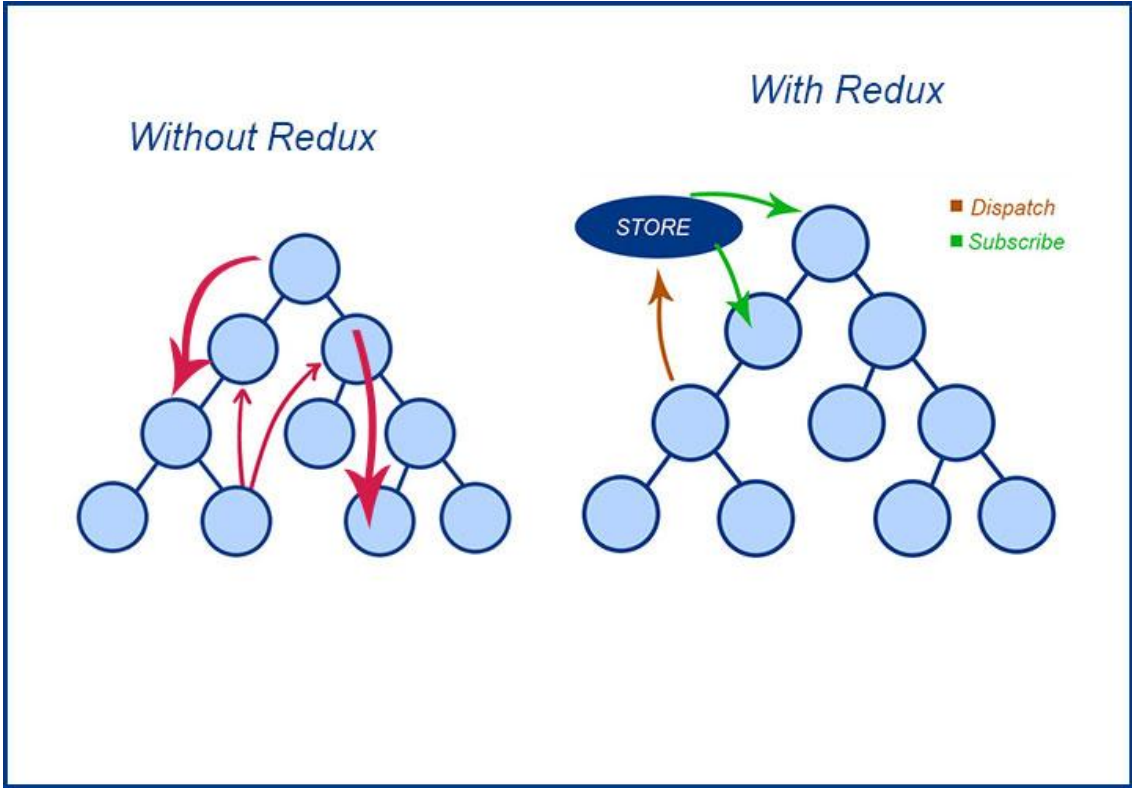
Open modal

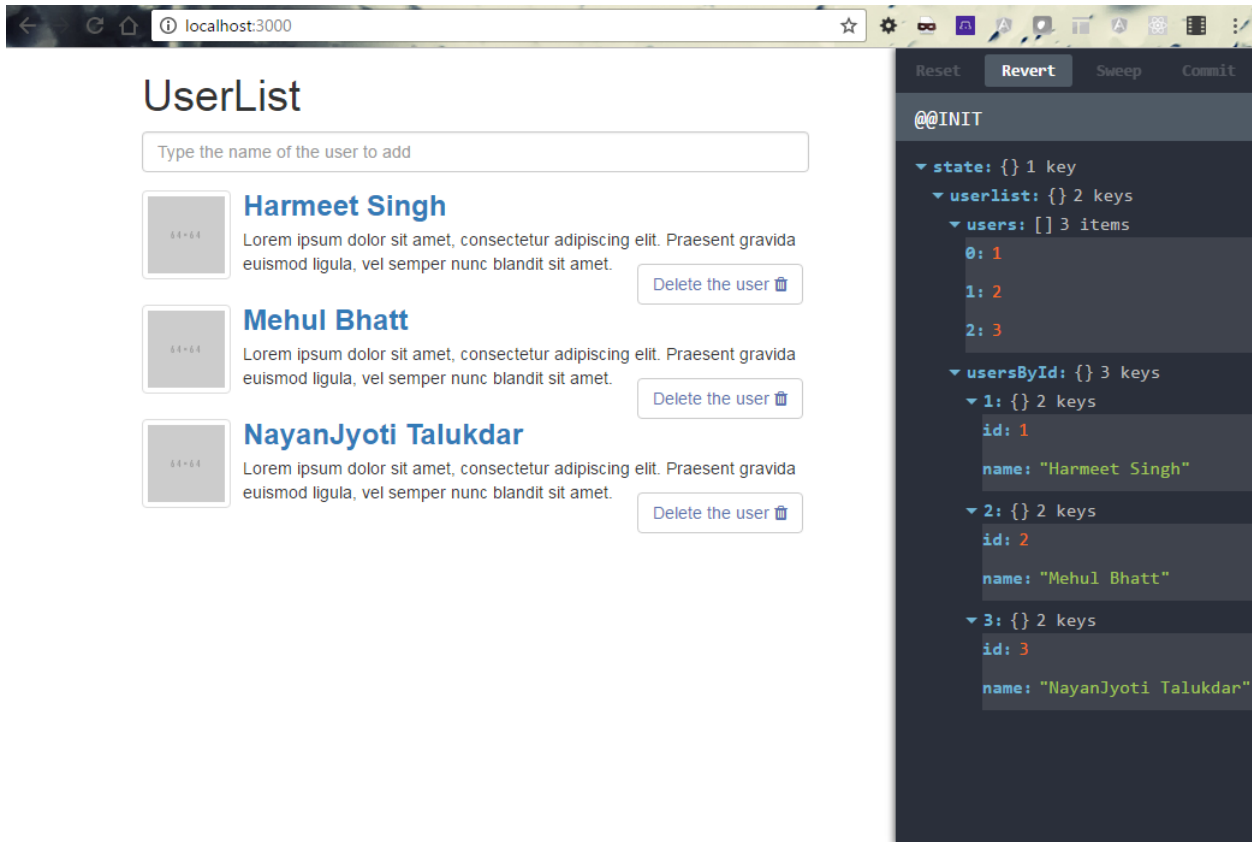
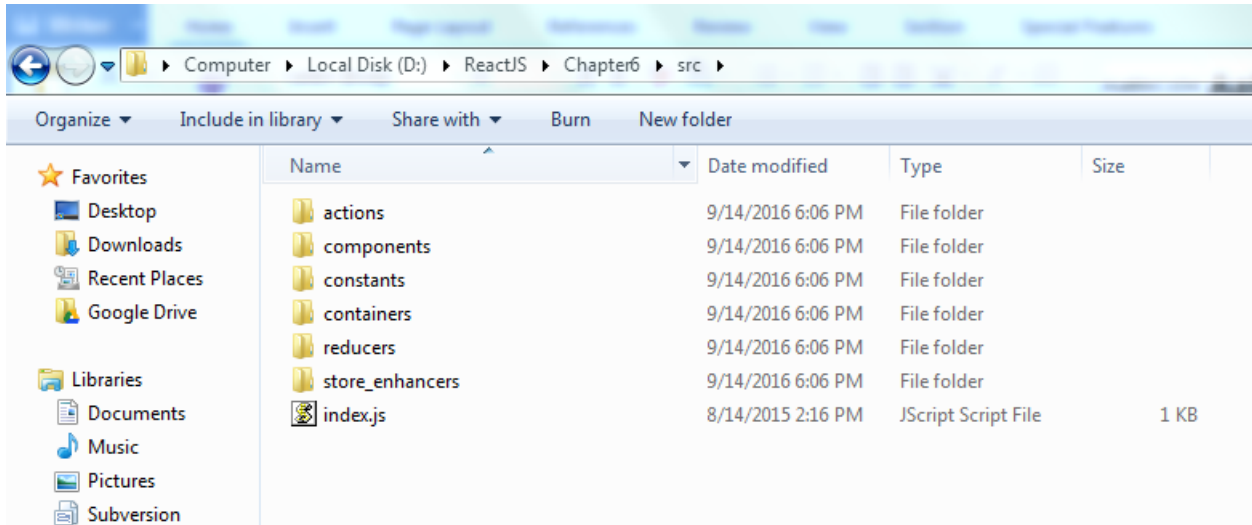




Chapter 6: Redux Architecture







UserList

Type the name of the user to add



Harmeet Singh

Lorem ipsum dolor sit amet, consectetur adipiscing elit. Praesent gravida euismod ligula, vel semper nunc blandit sit amet.

Delete the user



NayanJyoti Talukdar

Lorem ipsum dolor sit amet, consectetur adipiscing elit. Praesent gravida euismod ligula, vel semper nunc blandit sit amet.

Delete the user

```
Reset Revert Sweep Commit
@@@INIT
state: {} 1 key
  userList: {} 2 keys
    users: [] 3 items
      0: 1
      1: 2
      2: 3
    usersById: {} 3 keys
      1: {} 2 keys
      2: {} 2 keys
      3: {} 2 keys
DELETE_USER
action: {} 1 key
  id: 2
state: {} 1 key
  userList: {} 2 keys
```

UserList

Type the name of the user to add



Harmeet Singh

Lorem ipsum dolor sit amet, consectetur adipiscing elit. Praesent gravida euismod ligula, vel semper nunc blandit sit amet.

Delete the user



NayanJyoti Talukdar

Lorem ipsum dolor sit amet, consectetur adipiscing elit. Praesent gravida euismod ligula, vel semper nunc blandit sit amet.

Delete the user



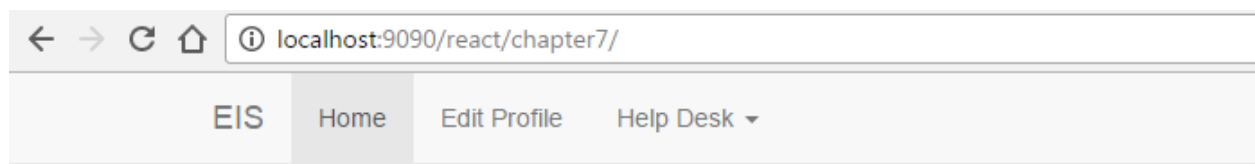
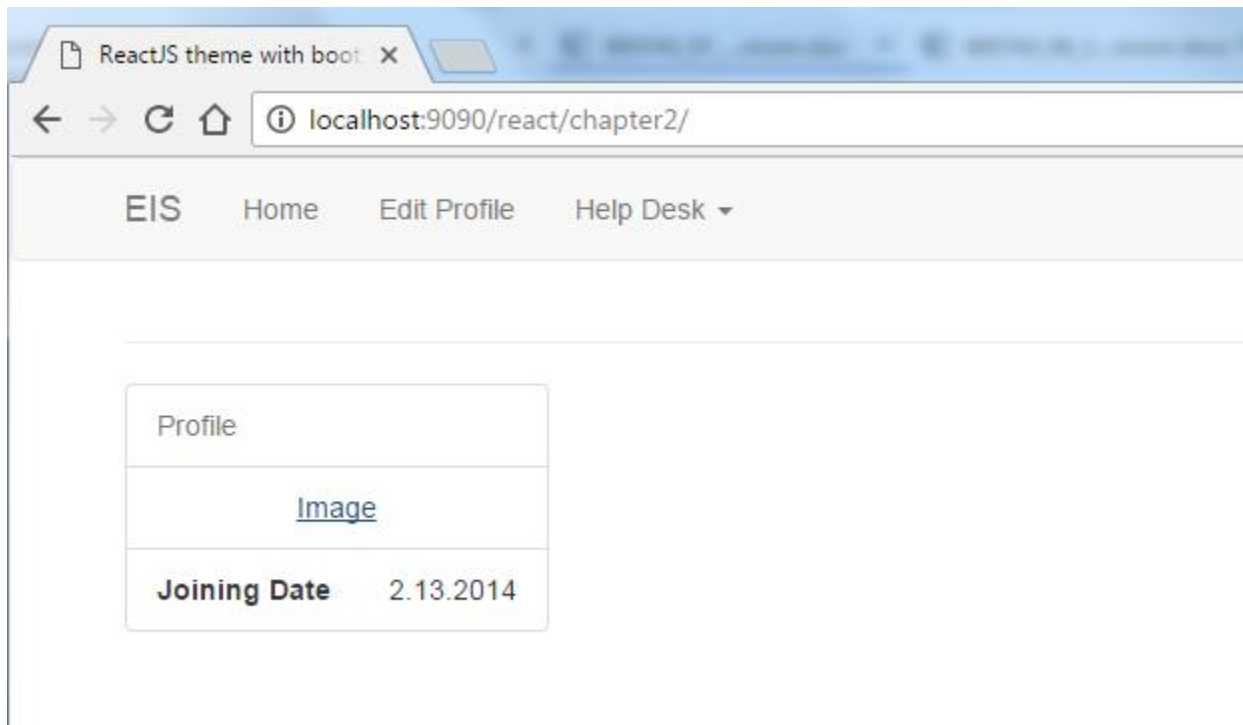
Dummy User

Lorem ipsum dolor sit amet, consectetur adipiscing elit. Praesent gravida euismod ligula, vel semper nunc blandit sit amet.

Delete the user

```
Reset Revert Sweep Commit
userList: {} 2 keys
  users: [] 3 items
    0: 1
    1: 2
    2: 3
  usersById: {} 3 keys
    1: {} 2 keys
    2: {} 2 keys
    3: {} 2 keys
DELETE_USER
action: {} 1 key
  id: 2
state: {} 1 key
  userList: {} 2 keys
ADD_USER
action: {} 1 key
  name: "Dummy User"
state: {} 1 key
  userList: {} 2 keys
```

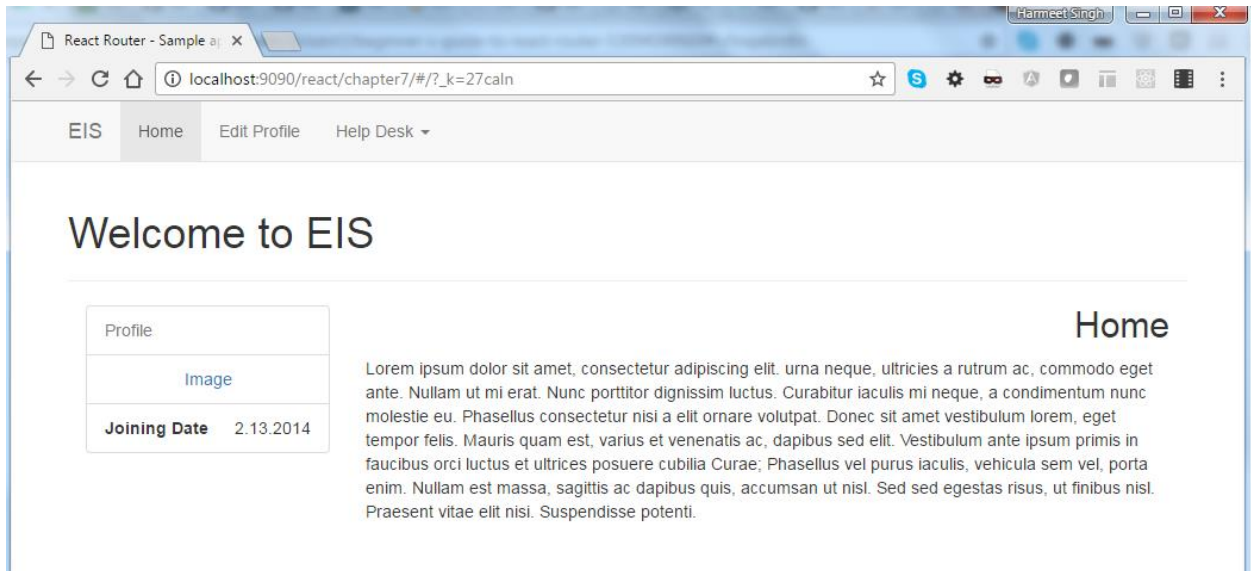
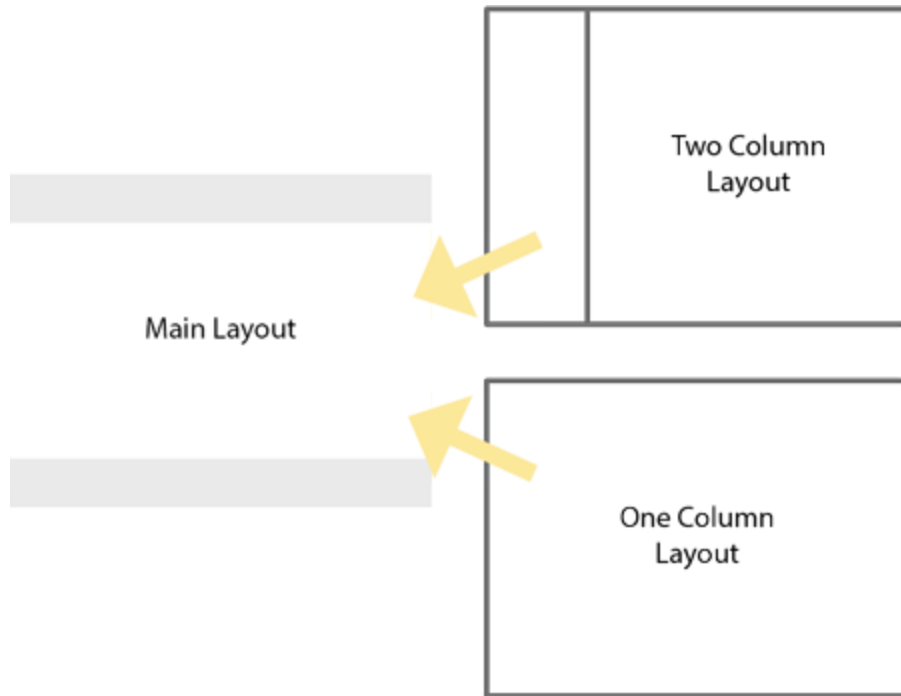

Chapter 7: Routing with React

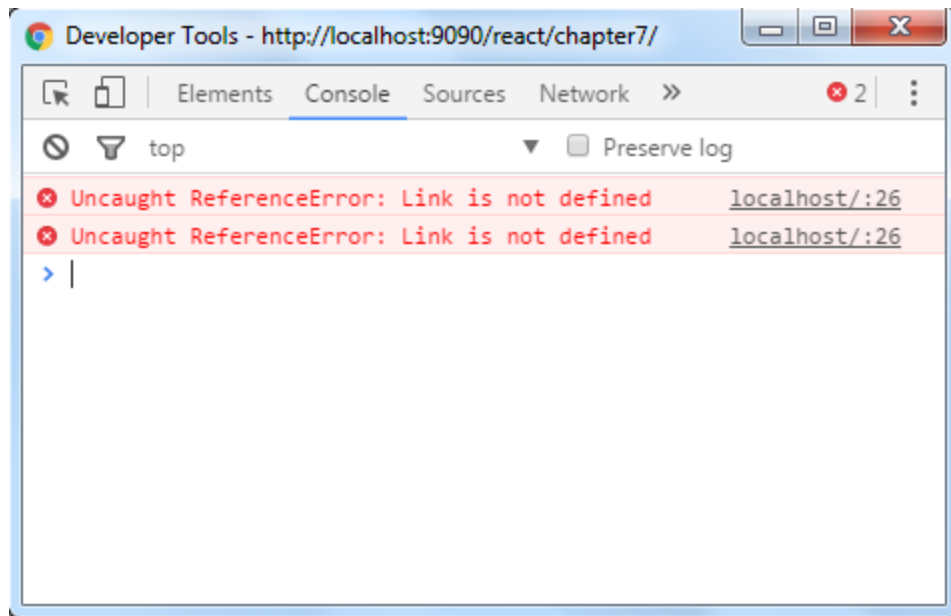
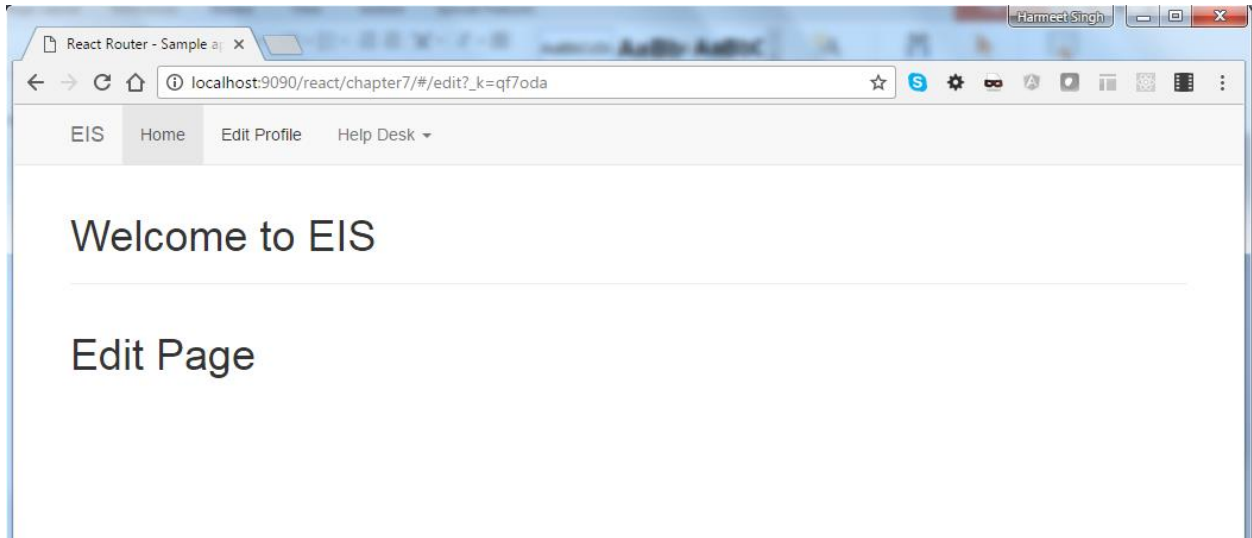


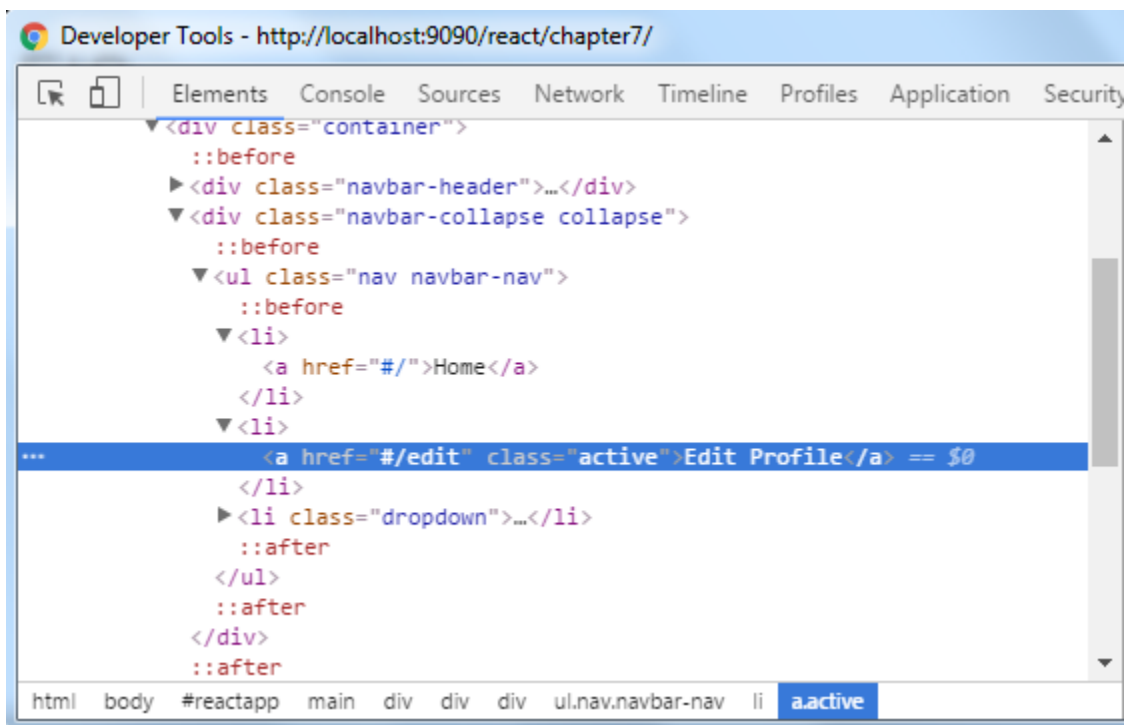
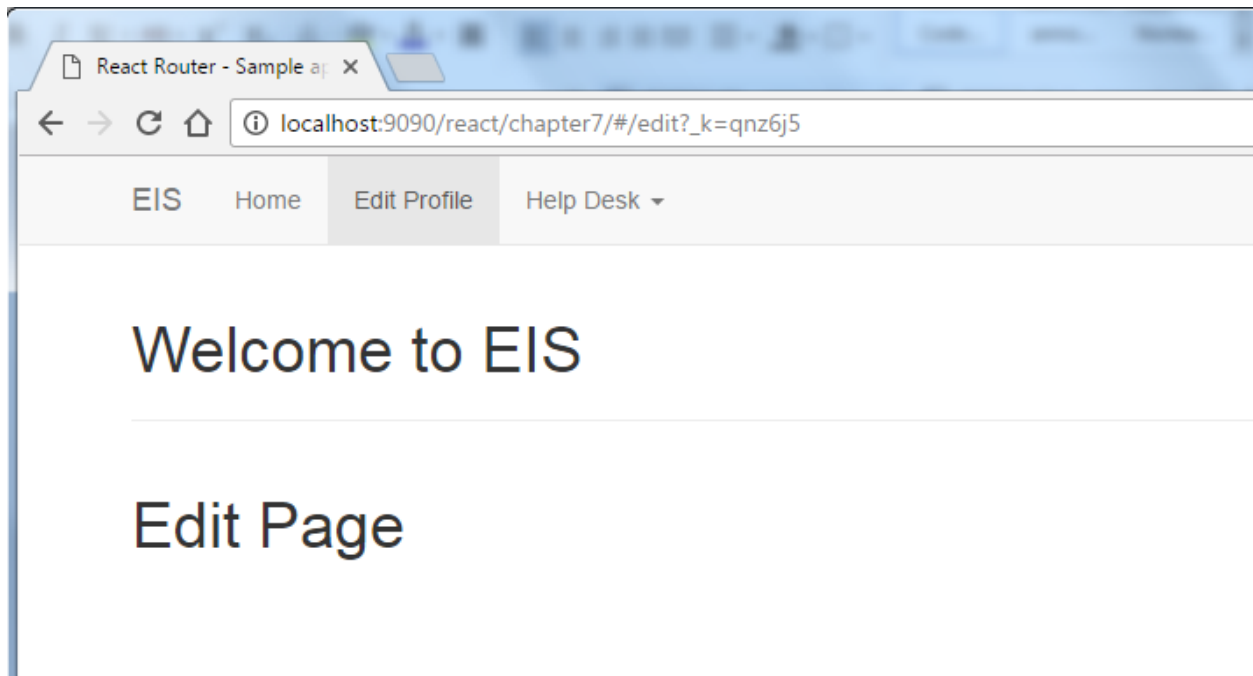
Welcome to EIS

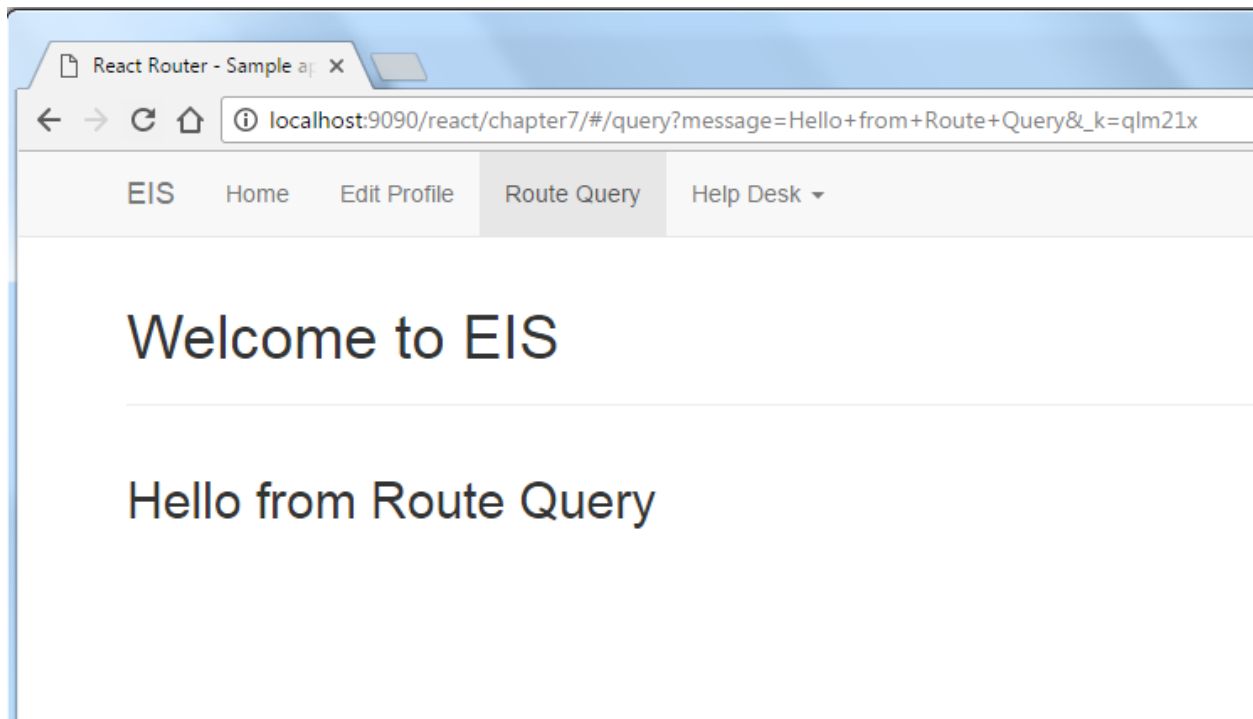
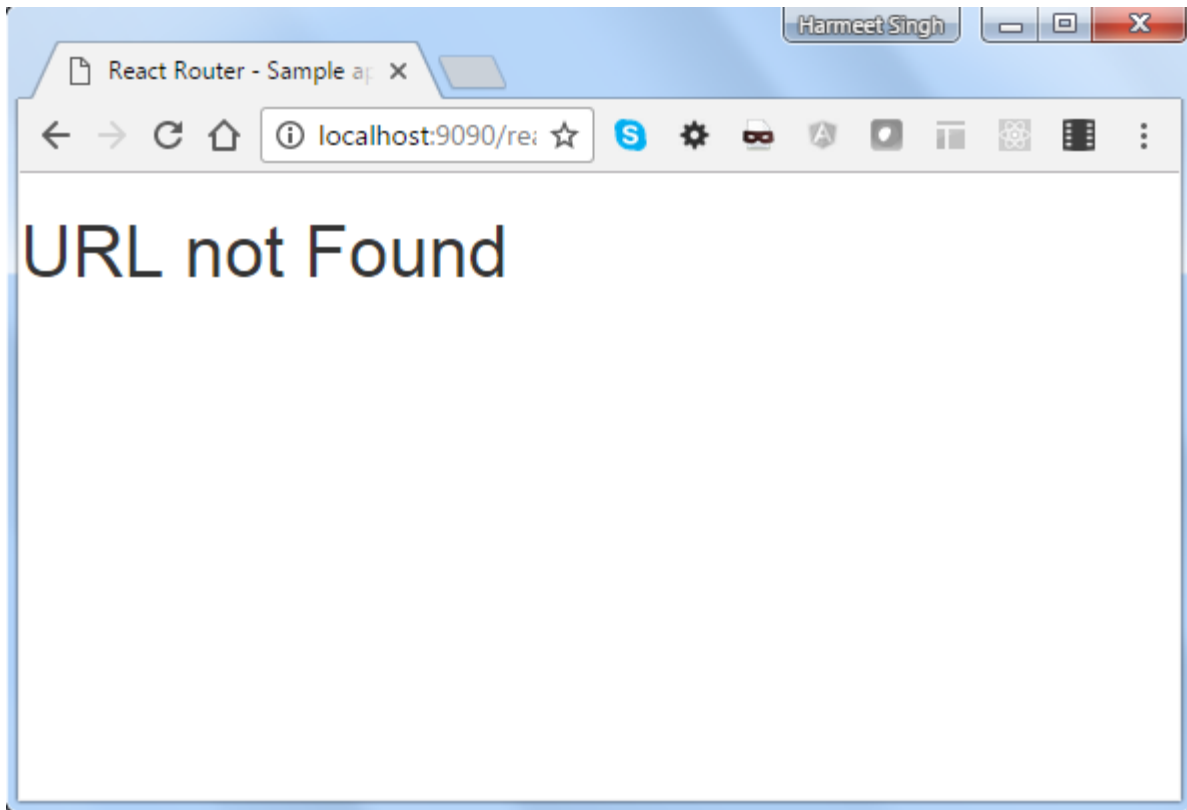
Profile	
Image	
Joining Date	2.13.2014

Home Page



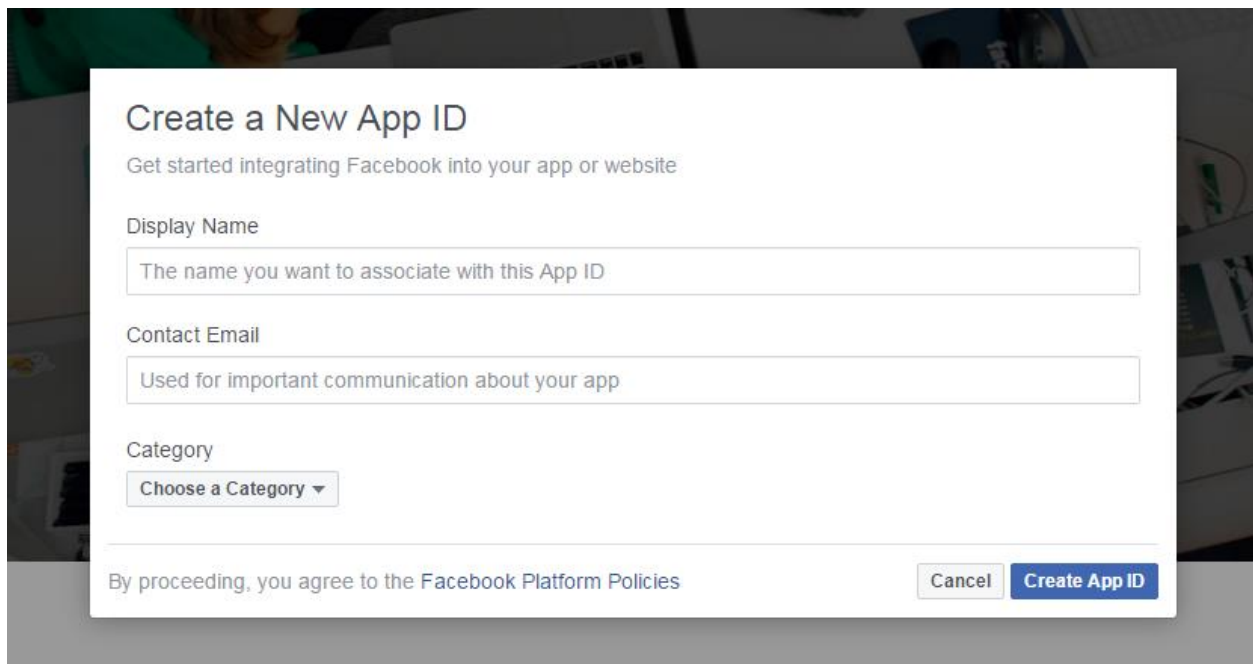
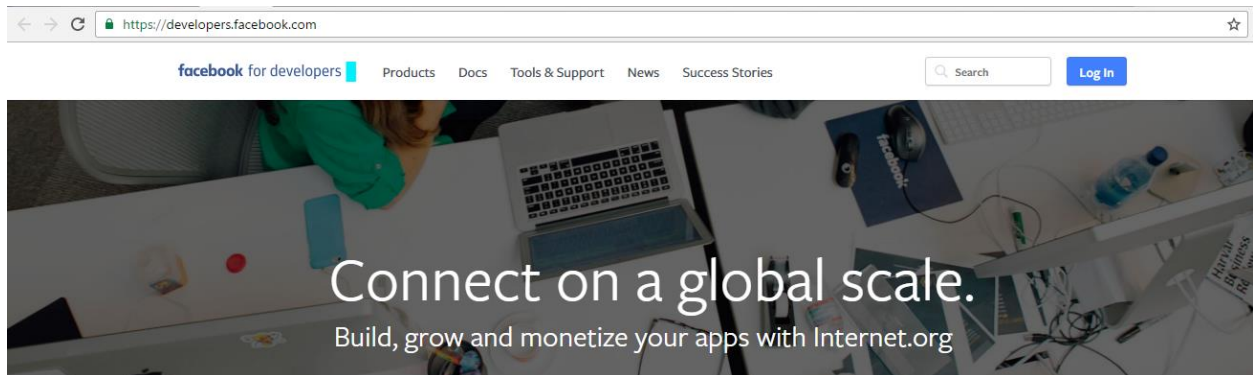






Chapter 8: ReactJS API

```
C:\Users\mehul.bhatt>node -v
v0.12.10
C:\Users\mehul.bhatt>_
```



https://developers.facebook.com/apps/1362753213759665/dashboard/


React API connect APP ID: 1362753213759665 View Analytics Tools & Support Docs

Dashboard

Settings Roles Alerts App Review

PRODUCTS Facebook Login + Add Product

Dashboard



React API connect

This app is public and available to all users [?]

API Version [?] v2.8 App ID 1362753213759665


App Secret [.....] Show


React API connect APP ID: 1362753213759665 View Analytics Tools & Support Docs

Settings

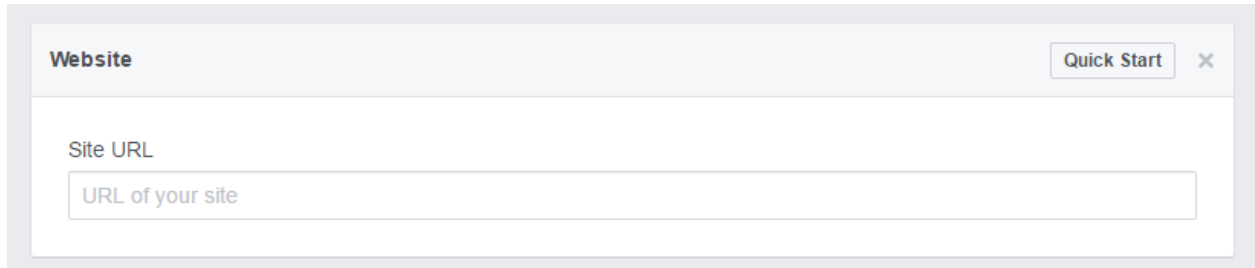
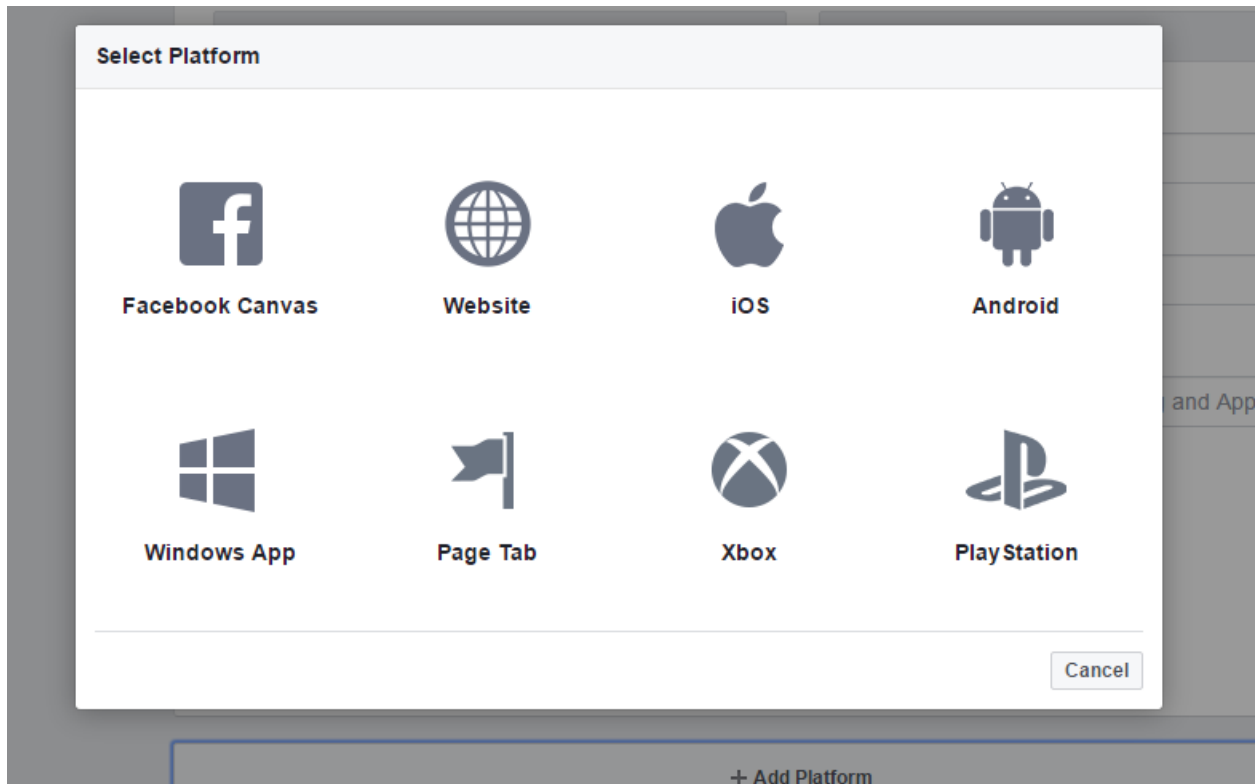
Basic Advanced Roles Alerts App Review

PRODUCTS Facebook Login + Add Product

App ID	1362753213759665	App Secret	[.....] Show
Display Name	React API connect	Namespace	
App Domains	localhost x	Contact Email	mehul.tweety@gmail.com
Privacy Policy URL	Privacy policy for Login dialog and App Details	Terms of Service URL	Terms of Service for Login dialog and App Details
App Icon	 1024 x 1024	Category	Books v


1024 x 1024

+ Add Platform



App ID

1362753213759665

Display Name

React API connect

App Domains

http://localhost:3000/ ×

+ Add Platform

Discard

Save Changes

Submit Items for Approval

Some Facebook integrations require approval before public usage. Before submitting your app for review, please consult our [Platform Policy](#) and [Review Guidelines](#).

Start a Submission

Approved Items ^[?]

LOGIN PERMISSIONS

email ^[?]

Provides access to the person's primary email address. This permission is approved by default.

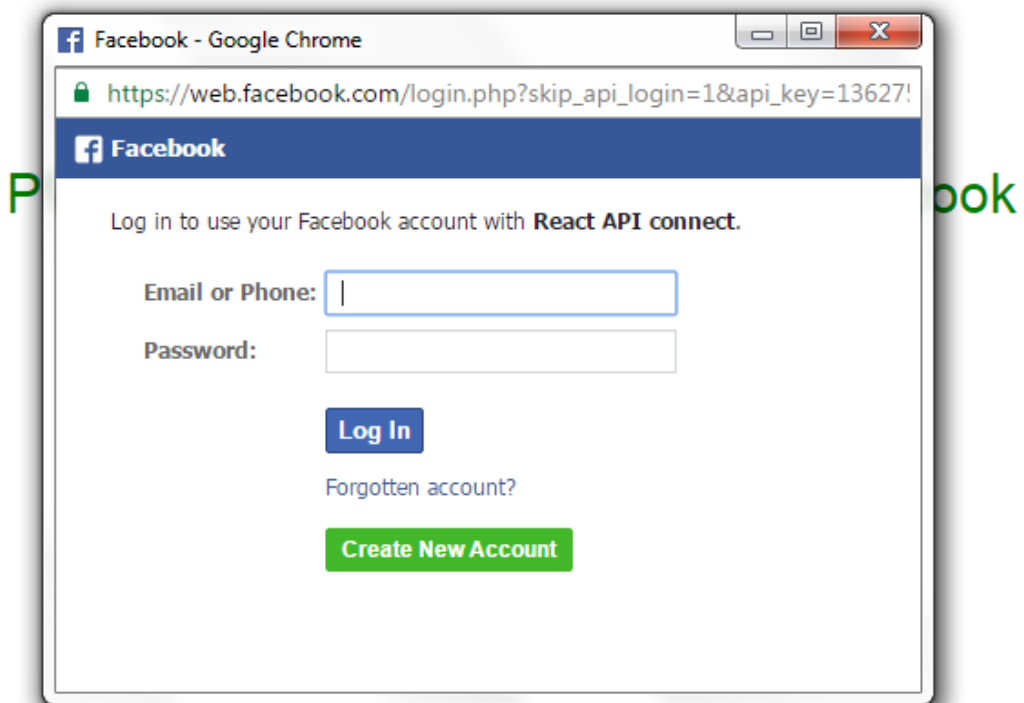
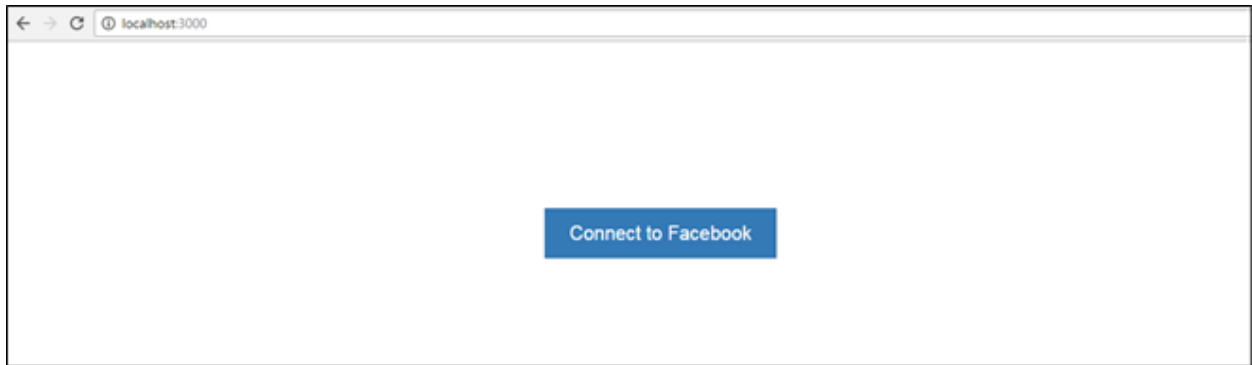
public_profile ^[?]

Provides access to a person's basic information, including first name, last name, profile picture, gender and age range. This permission is approved by default.

user_friends ^[?]

Provides access to a person's list of friends that also use your app. This permission is approved by default.





Log in With Facebook - Google Chrome

https://web.facebook.com/v2.5/dialog/oauth?app_id=474168566102860&client_id=474168!

Log in With Facebook

< Back Info You Provide Clear

Public profile (required)
Mehul Bhatt, profile picture, 21+ years old, male and other public info ✓

Friend list
Rushabh Shastri, Pratik Mehta and 636 others ✓

Timeline posts
Your posts, posts you're tagged in and the posts people make on your Timeline. ✓

Continue as Mehul


Cancel


🔒 This doesn't let the app post to Facebook


[Privacy Policy](#)





Mehul Bhatt
You have 638 friends on Facebook


- 1** 


Nehal Jain
5 Likes 4 Comments 1 Posts
- 2** 


Harsh Mittal
9 Likes 1 Comments 0 Posts
- 3** 


Bhushan J. Gadhvi
3 Likes 2 Comments 1 Posts
- 4** 


Sharan Mehta
4 Likes 1 Comments 1 Posts
- 5** 


Akshay Thakur
3 Likes 3 Comments 0 Posts
- 6** 


Sahil Khanna
9 Likes 0 Comments 0 Posts
- 7** 


Harsh Jain Shukla
9 Likes 0 Comments 0 Posts
- 8** 


Harsh Shukla Upadhyay
8 Likes 0 Comments 0 Posts
- 9** 


Vanshi Khosla
6 Likes 1 Comments 0 Posts
- 10** 


Vaidh Bhandari
7 Likes 0 Comments 0 Posts
- 11** 


Harshad Singh
5 Likes 1 Comments 0 Posts
- 12** 


Adhikar
7 Likes 0 Comments 0 Posts
- 13** 

Akshay Shrivastava
5 Likes 1 Comments 0 Posts
- 14** 

Udit Shah
1 Likes 0 Comments 2 Posts
- 15** 


Shreyas Mehta
6 Likes 0 Comments 0 Posts
- 16** 

Naman Singh
4 Likes 1 Comments 0 Posts
- 17** 

Deepak Singh
6 Likes 0 Comments 0 Posts
- 18** 

Chetan Bhargava
4 Likes 1 Comments 0 Posts

Chapter 9: React with Node.js



The screenshot shows the Node.js Downloads page. At the top is the Node.js logo and a navigation menu with links: HOME, ABOUT, DOWNLOADS, DOCS, FOUNDATION, GET INVOLVED, SECURITY, NEWS. Below the navigation is the heading "Downloads" and the text "Latest LTS Version: v6.9.1 (includes npm 3.10.8)". A sub-heading reads "Download the Node.js source code or a pre-built installer for your platform, and start developing today." There are three main download options: "LTS Recommended For Most Users" (Current, Latest Features), "Windows Installer" (node-v6.9.1-x64.msi), and "Macintosh Installer" (node-v6.9.1.pkg). A "Source Code" link (node-v6.9.1.tar.gz) is also present. Below these are lists of available binaries for Windows, macOS, and Linux. A table lists the available architectures: 32-bit and 64-bit for Windows and macOS; 64-bit for macOS; 32-bit and 64-bit for Linux; and ARMv6, ARMv7, and ARMv8 for Linux.

Downloads

Latest LTS Version: v6.9.1 (includes npm 3.10.8)

Download the Node.js source code or a pre-built installer for your platform, and start developing today.

LTS
Recommended For Most Users

Current
Latest Features

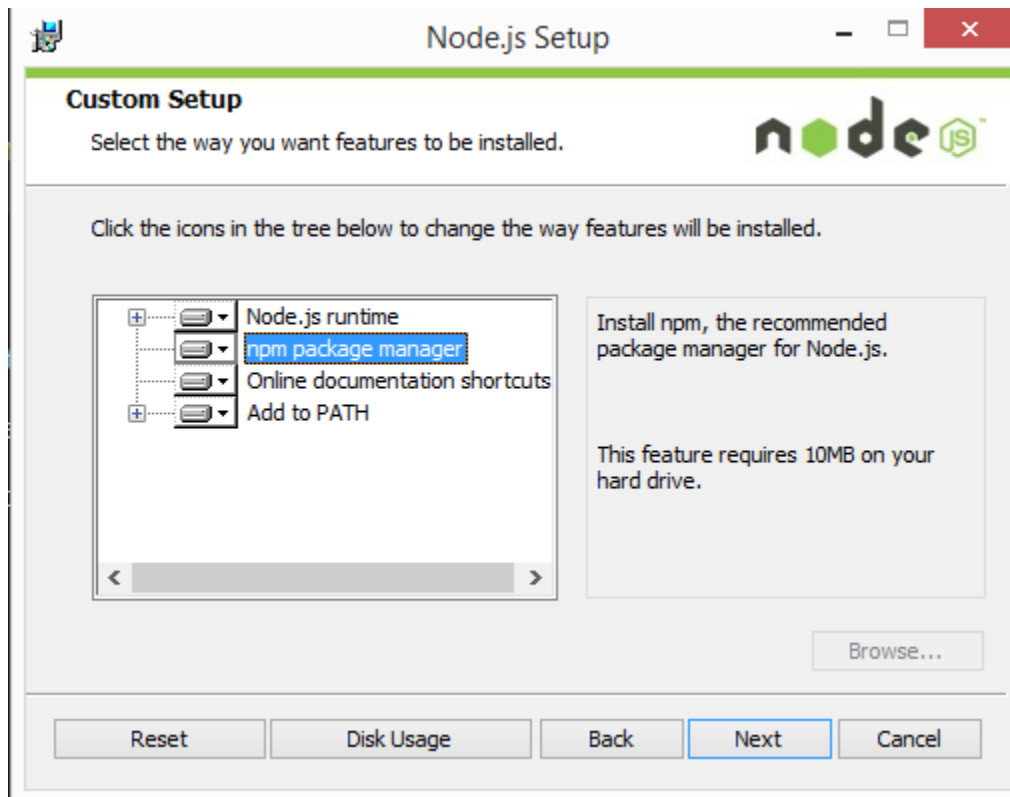
Windows Installer
node-v6.9.1-x64.msi

Macintosh Installer
node-v6.9.1.pkg

Source Code
node-v6.9.1.tar.gz

Windows Installer (.msi)
Windows Binary (.exe)
macOS Installer (.pkg)
macOS Binaries (.tar.gz)
Linux Binaries (x86/x64)
Linux Binaries (ARM)

32-bit	64-bit	
32-bit	64-bit	
64-bit		
64-bit		
32-bit	64-bit	
ARMv6	ARMv7	ARMv8



The screenshot shows the "Node.js Setup" window in "Custom Setup" mode. The title bar says "Node.js Setup". The main heading is "Custom Setup" with the instruction "Select the way you want features to be installed." and the Node.js logo. Below this is the instruction "Click the icons in the tree below to change the way features will be installed." A tree view on the left shows four features: "Node.js runtime", "npm package manager" (highlighted in blue), "Online documentation shortcuts", and "Add to PATH". To the right of the tree is a text box that says "Install npm, the recommended package manager for Node.js." and "This feature requires 10MB on your hard drive." Below the text box is a "Browse..." button. At the bottom of the window are five buttons: "Reset", "Disk Usage", "Back", "Next" (highlighted in blue), and "Cancel".

Node.js Setup

Custom Setup

Select the way you want features to be installed.

Click the icons in the tree below to change the way features will be installed.

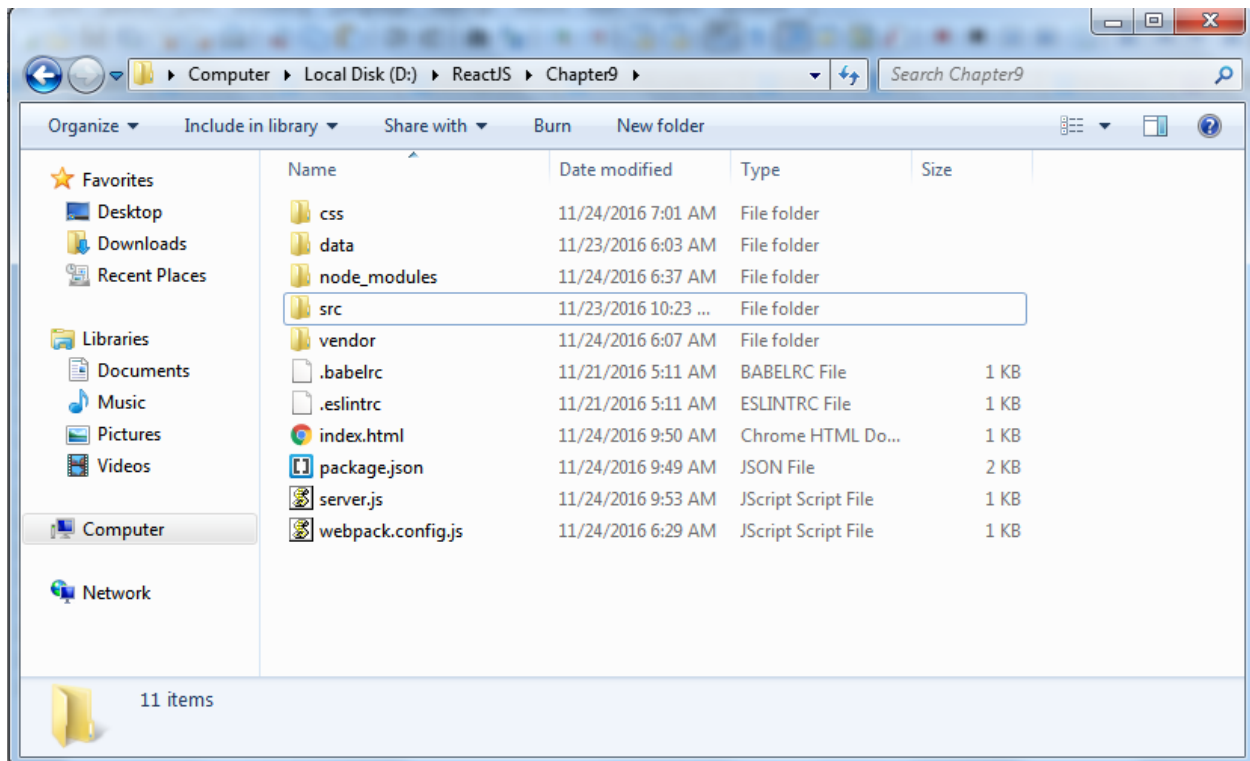
Node.js runtime
npm package manager
Online documentation shortcuts
Add to PATH

Install npm, the recommended package manager for Node.js.

This feature requires 10MB on your hard drive.

Browse...

Reset Disk Usage Back Next Cancel




```
(nodemon) restarting due to changes...
(nodemon) starting node server.js start
webpack: bundle is now INVALID.
Listening at http://localhost:3000/
Database connection open
```

```
[2301] ./css/custom.css 910 bytes <0>
[2311] ./~/css-loader!./css/custom.css 218 bytes <0>
[2321] ./~/css-loader/lib/css-base.js 1.46 kB <0>
[2331] ./~/style-loader/addStyles.js 7.15 kB <0>
[2341] ./vendor/css/base.css 916 bytes <0>
[2351] ./~/css-loader!./vendor/css/base.css 9.3 kB <0>
[2361] ./vendor/css/bootstrap.min.css 943 bytes <0>
[2371] ./~/css-loader!./vendor/css/bootstrap.min.css 123 kB <0>
[2381] ./vendor/fonts/glyphicons-halflings-regular.eot 82 bytes <0>
[2391] ./vendor/fonts/glyphicons-halflings-regular.woff 31.1 kB <0>
[2401] ./vendor/fonts/glyphicons-halflings-regular.ttf 55.1 kB <0>
[2411] ./vendor/fonts/glyphicons-halflings-regular.svg 83.9 kB <0>
[2421] ./vendor/js/bootstrap.min.js 35.6 kB <0>
[2431] ./~/react-hot-loader/makeExportsHot.js 1.69 kB <0>
[2441] ./~/react-hot-loader/isReactClassish.js 801 bytes <0>
[2451] ./~/react-hot-loader/isReactElementish.js 288 bytes <0>
webpack: bundle is now VALID.
```

Welcome to EIS

Profile



Joining Date 2.13.2014

Home

Lorem ipsum dolor sit amet, consectetur adipiscing elit. urna neque, ultricies a rutrum ac, commodo eget ante. Nullam ut mi erat. Nunc porttitor dignissim luctus. Curabitur iaculis mi neque, a condimentum nunc molestie eu. Phasellus consectetur nisi a elit ornare volutpat. Donec sit amet vestibulum lorem, eget tempor felis. Mauris quam est, conatus et venenatis ac, dapibus sed elit. Vestibulum ante ipsum primis in faucibus orci luctus et ultrices posuere cubilia Curae; Phasellus vel purus iaculis, vehicula sem vel, porta enim. Nullam est massa, sagittis ac dapibus quis, accumsan ut nisl. Sed sed egestas risus, ut finibus nisl. Praesent vitae elit nisi. Suspendisse potenti.

Welcome to EIS

Email *

Issue Type *

Assign Department *

Comments *(140 characters left)

Emailid: harmeetsingh090@gmail.com
IssueType: Access Related Issue
IssueType: IT
Message: I am not able to access SVN

Fri Nov 25 2016 08:33:00 GMT+0530 (India Standard Time)

Email *

harmeetsingh090@gmail.com

Issue Type *

Access Related Issue

Assign Department *

IT

Comments *(113 characters left)

I am not able to access SVN

Submit

cancel

The screenshot shows the Chrome Developer Tools interface with the Application tab selected. The left sidebar shows the Storage section expanded to Local Storage, with the entry for http://localhost:3000 selected. The main pane displays a table of local storage items:

Key	Value
Ticket	{"date":"2016-11-25T03:03:00.250Z","email":"harmeetsingh090@gmail.com","issueType":"Access Related Issue",...
token	eyJhbGciOiJIUzI1NiIsInR5cCI6IkpXVCJ9.eyJ1c2VybmFtZSI6ImRlc3QgVXNlciJ9.J6n4-v0I85zk9Mkx8HroZ9ZPZEES-I...

Welcome to EIS

You have not raised any ticket yet.

Date	Email ID	Issue Type	Department	Message
------	----------	------------	------------	---------

localhost:3000/#/alltickets?_k=55go9y

EIS Home Profile Help Desk

Welcome to EIS

Date	Email ID	Issue Type	Department	Message
2016-11-25T04:23:06.949Z	harmeetsingh090@gmail.com	Email Related Issues	IT	I am not able to send the email more then 2 MB

The screenshot shows the Chrome Developer Tools interface with the React component inspector open. The component being inspected is `<Router>`. The props and state are displayed as follows:

```
Props
  RoutingContext: RoutingContext()
  children: Array[2]

State
  components: Array[2]
  location: {...}
  params: {...}
  routes: Array[2]
```

The search bar at the bottom of the component inspector is empty, with the placeholder text "Search by Component Name".

<Router>

(\$r in the console)

Props

- ▶ RoutingContext: RoutingContext()
- ▶ children: Array[2]

State

- ▼ components: Array[2]
 - ▼ 0: Constructor()
 - ▶ __proto__: {...}
 - displayName: "PageLayout"
 - length: 3
 - name: "Constructor"
 - ▶ prototype: Constructor{...}
 - ▼ 1: Constructor()
 - ▶ __proto__: {...}
 - displayName: "TwoColumnLayout"
 - length: 3
 - name: "Constructor"
 - ▶ prototype: Constructor{...}
- ▶ location: {...}
- ▶ params: {...}
- ▶ routes: Array[2]

<RoutingContext>

(\$r in the console)

Props

- ▶ components: Array[2]
- ▶ createElement: createElement()
- ▶ history: {...}
- ▶ location: {...}
- ▶ params: {...}
- ▶ routes: Array[2]

- Store as global variable
- Show Source
- Execute function

Developer Tools - http://localhost:3000/

Elements Console Sources Network Timeline Profiles Application Security Audits React

Trace React Updates Highlight Search Use Regular Expressions

```
▼ <div className="container">
  <h1>Welcome to EIS</h1>
  <hr/>
  ▼ <div className="row">
    ▼ <div className="col-md-12 col-lg-12">
      ▼ <allTickets history={listenBefore: listenBefore(), listen: listen(), transitionTo: transitionTo()}>
        ▼ <div>
          <div className="">
            ▼ <table className="table table-striped table-responsive">
              <thead>...</thead>
              ▼ <tbody>
                ▼ <tr>
                  ><ticketTable key="0" ticket="2016-11-25T04:23:06.949Z">...</ticketTable>
                  ><ticketTable key="1" ticket="harmeetsingh090@gmail.com">...</ticketTable>
                  ><ticketTable key="2" ticket="Email Related Issues">...</ticketTable>
                  ><ticketTable key="3" ticket="IT">...</ticketTable>
                  ><ticketTable key="4" ticket="I am not able to send the email more then 2 MB">...</ticketTable>
                </tr>
              </tbody>
            </table>
          </div>
        </div>
      </allTickets>
    </div>
  </div>
</div>
```

Router RoutingContext PageLayout main div div div allTickets

Search by Component Name

Location: {...}

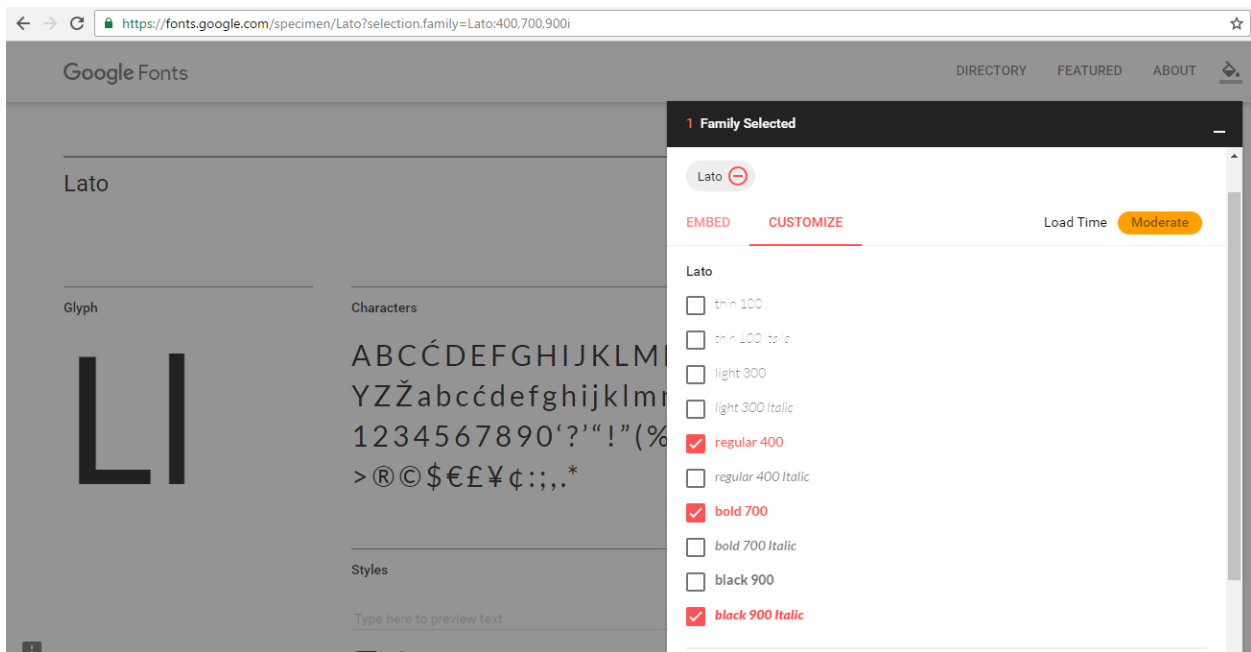
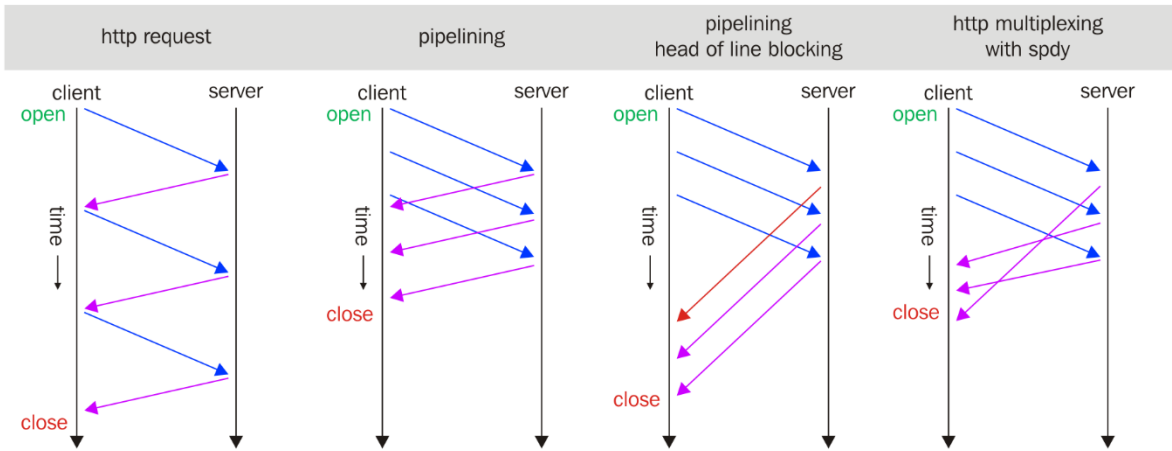
- searchBase: {...}
- action: "PUSH"
- hash: ""
- key: "p3q295"
- pathname: "/alltickets"
- query: {...}
- search: ""
- state: null
- params: {...}
- route: {...}
- component: Constructor()
- path: "/alltickets"
- routeParams: {...}
- routes: Array[2]

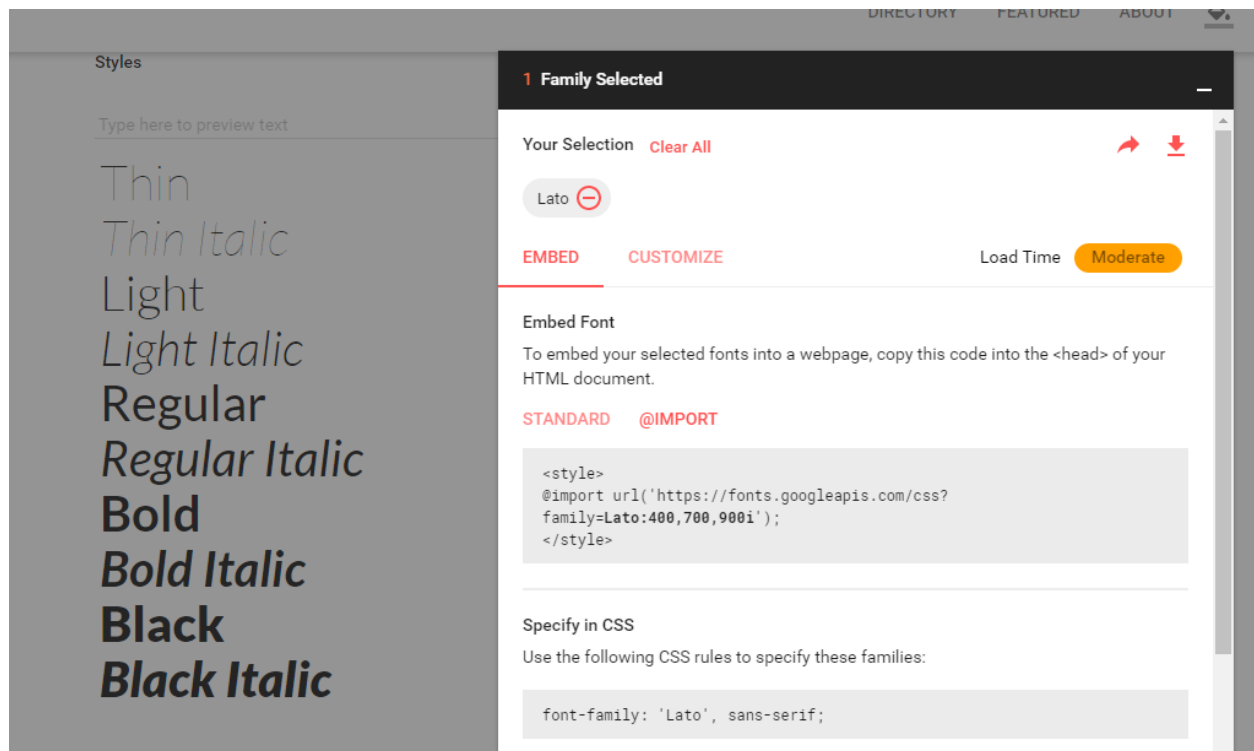
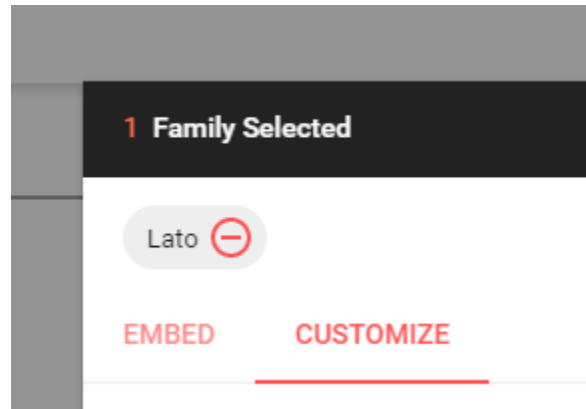
State

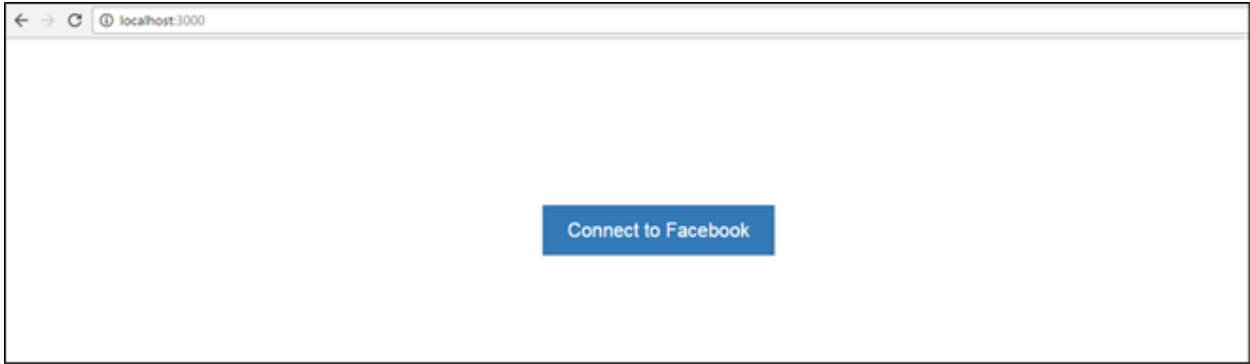
value: {...}

- comment: "I am not able to send the email more then 2 MB"
- date: "2016-11-25T04:23:06.949Z"
- department: "IT"
- email: "harmeetsingh090@gmail.com"
- issueType: "Email Related Issues"

Chapter 10: Best Practices







.col-xs-12 .col-md-8		.col-xs-6 .col-md-4
.col-xs-6 .col-md-4	.col-xs-6 .col-md-4	.col-xs-6 .col-md-4
.col-xs-6	.col-xs-6	

.col-xs-12 .col-sm-6 .col-md-8		.col-xs-6 .col-md-4
.col-xs-6 .col-sm-4	.col-xs-6 .col-sm-4	.col-xs-6 .col-sm-4