





Chapter 1: Get Started with Creating Your Project


Projects

Recently viewed



Search: Q | All types ▾ | All categories ▾

Name ↑	Key ▾	Type	Lead ▾
 First Project	FP	 Software	 David Harned




Create new project




Name

Template

Scrum [Change](#)

[Create](#) [Cancel](#)



-  **Second Project**
Software project
- RECENT PROJECTS
 -  **First Project**
Software project
- [View all projects](#)
-  Reports

Projects

Recently viewed

The image shows two project cards side-by-side. Each card has a teal header with a project icon (a purple circle with a white 'P') and text. Below the header is a white box containing a Kanban board icon and the board name.

- First Project Software Project**
FP board
- Second Project Software Project**
SP board


Name ↕	Key ⇅	Type	Lead ⇅
First Project	FP	Software	David Harned

SP board

Backlog

Quick filters ▾ Assignee ▾

VERSIONS
EPICS



Plan your team's work
The backlog is your team's to-do list. Create 3 issues, and rank them in order of priority.

Backlog 1 issue


- Test Story
- What needs to be done?
New Story in Backlog

ATLASSIAN Products ▾ For teams ▾ Support ▾ [Try free](#) [Buy now](#)

Go from dream to done, with Atlassian

Collaboration tools for teams of all sizes

[Get started for free](#)



Products for teams, from startup to enterprise

Plan, Track, & Support

Jira Software

Plan, track, and release world-class software with the #1 software development tool used by agile teams.

[Try cloud](#) [Try server](#)

Jira Service Desk

Give your customers an easy way to ask for help and your agents a fast way to resolve incidents

[Try cloud](#) [Try server](#)

Jira Core

Manage any business project including marketing campaigns, HR onboarding, approvals and legal document reviews.

[Try cloud](#) [Try server](#)

Statuspage

Incidents happen. Keep your users informed and ditch the flood of support emails during downtime.

[Try it free](#)



Try our products in the Cloud, free for 7 days

72% of our customers combine our products

Jira Software

From **\$10** /month



Plan, track, and release world-class software


[Try it free](#)

Jira Software

Most Popular

Jira Software + Documentation

From **\$20** /month



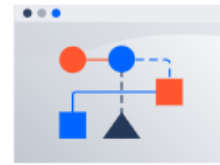
Centralize and share ideas to supercharge development

[Try it free](#)

Jira Software
Confluence

Jira Software + Help Desk

From **\$20** /month




Create, build, and support software, from end to end

[Try it free](#)


Jira Software
Jira Service Desk


Projects

Recently viewed




First Project
Software Project




 FP board



Second Project
Software Project

 SP board

All types ▾
All categories ▾




Name ↕	Key ↕	Type	Lead ↕
 First Project	FP	 Software	 David Harned

FP board

Backlog

Quick filters ▾
Assignee ▾

Backlog 3 issues Create sprint

VERSIONS		This is a story in my backlog	FP-1 ↑ -
		This is another story in my backlog	FP-2 ↑ -
		Third story in my backlog	FP-3 ↑ -

+ Create issue






Summary

Issue types

Keep track of different types of issues, such as bugs or tasks. Each issue type can be configured differently.

Scheme:

FP: Scrum Issue Type Scheme

-  Bug
-  Epic
-  Story
-  Sub-task SUB-TASK
-  Task

Workflows

Issues can follow processes that mirror your team's practices. A workflow defines the sequence of steps that an issue will follow, e.g. "In Progress", "Resolved".

Scheme:

FP: Software Simplified Workflow Scheme







 Software Simplified Workflow for Project FP 

Workflows

FP: Software Simplified Workflow Scheme

Add Workflow ▾

Switch Scheme

Workflow	Issue Types	Actions
Software Simplified Workflow for Project FP (View as text / diagram)	<ul style="list-style-type: none"> Story Bug Epic Task Sub-task	

Screens

FP: Scrum Issue Type Screen Scheme

⚙️ Actions ▾

Screens allow you to arrange the fields to be displayed for an issue. Different screens can be used when an issue is created, viewed, edited, or transitioned through a workflow.

The screen scheme defines which screens apply to this project. To change the screens used, you can select a different screen scheme, or modify the currently selected scheme.

This project uses 2 screen configurations.

> **FP: Scrum Default Screen Scheme** DEFAULT 

 Story DEFAULT  Epic  Task  Sub-task

> **FP: Scrum Bug Screen Scheme** 

 Bug

Fields


System Default Field Configuration

⚙️ Actions ▾






Different issues can have different information fields. A field configuration defines how fields behave for the project, e.g. required/optional; hidden/visible.

The field configuration scheme defines which fields apply to this project. To change the fields used, you can select a different field configuration scheme, or modify the currently selected scheme.

This project uses only 1 field configuration.

~ **Default Field Configuration** DEFAULT SHARED BY 2 PROJECTS 

These 5 issue types...

 Story DEFAULT
 Bug
 Epic
 Task
 Sub-task

...use this field configuration

Name	Required	Renderers	Screens
Affects Version/s		Autocomplete Renderer	3 screens
Approvers Contains users needed for approval. This custom field was created by Jira Service Desk.			No screens
Assignee			7 screens
Attachment			5 screens
Change completion date Specify the completion time for the change request			No screens

Create component

Name*

Description

Component lead

Select person



Default assignee

Project default (Unassigned)



Save

Cancel

Default software scheme

Permission helper  Actions ▾

Project permissions allow you to control who can access your project, and what they can do, e.g. "Work on Issues". Access to individual issues is granted to people by issue permissions.

The permission scheme defines how the permissions are configured for this project. To change the permissions, you can select a different permission scheme, or modify the currently selected scheme.

[Learn more about project permission schemes](#)

Project Permissions

Permission	Users / Groups / Project Roles
Administer Projects Ability to administer a project in Jira.	Project Role (Administrators) Project Role (atlassian-addons-project-access)
Browse Projects Ability to browse projects and the issues within them.	Application access (Any logged in user) Project Role (atlassian-addons-project-access)
Manage sprints Ability to manage sprints.	Application access (Any logged in user) Project Role (atlassian-addons-project-access)

Notifications

Default Notification Scheme

SHARED BY 2 PROJECTS

 Actions ▾

Jira can notify the appropriate people of particular events in your project, e.g. "Issue Commented". You can choose specific people, groups, or roles to receive notifications.

The notification scheme defines how the notifications are configured for this project. To change the notifications, you can select a different notification scheme, or modify the currently selected scheme.

- Email: jira@.atlassian.net 

Events	Notifications
Issue Created	All Watchers Current Assignee Reporter
Issue Updated	All Watchers Current Assignee Reporter
Issue Assigned	All Watchers Current Assignee Reporter

Screens

FP: Scrum Issue Type Screen Scheme

⚙️ Actions ▾


Screens allow you to arrange the fields to be displayed for an issue. Different screens can be used when an issue is created, viewed, edited, or transitioned through a workflow.

The screen scheme defines which screens apply to this project. To change the screens used, you can select a different screen scheme, or modify the currently selected scheme.

This project uses 2 screen configurations.

▸ FP: Scrum Default Screen Scheme DEFAULT 

 Story DEFAULT  Epic  Task  Sub-task

▸ FP: Scrum Bug Screen Scheme 

 Bug


Issues

Configure Screen


SHARED BY 1 PROJECT

This page shows the way the fields are organized on **FP: Scrum Default Issue Screen** screen.


Note: when the screen is shown to the user only non-hidden fields that the user has permissions to edit will be actually displayed.

Field Tab 

Add Tab

 Epic Name

 Summary

 Issue Type

Jira Software Issues Search Jira admin

Configure Screen
SHARED BY 1 PROJECT

This page shows the way the fields are organized on FP: Scrum Default Issue Screen screen.
 Note: when the screen is shown to the user only non-hidden fields that the user has permissions to edit will be actually displayed.

Field Tab Add Tab

- Epic Name
- Summary
- Issue Type
- Reporter
- Description
- Fix Version/s
- Priority
- Labels
- Security Level
- Attachment
- Linked Issues
- Assignee
- Epic Link
- Sprint

-
-

Jira Software Issues Search Jira admin

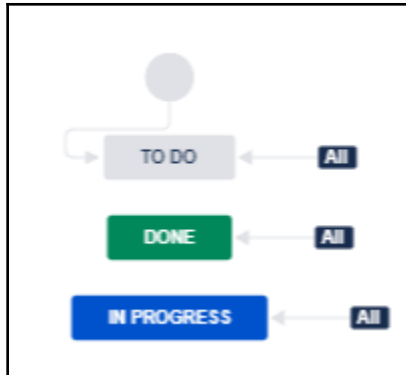
Workflows Add workflow Import from Marketplace

• To delete a workflow, you must first unassign it from all workflow schemes and draft workflow schemes.

Active

Name	Assigned Schemes	Actions
Software Simplified Workflow for Project FP <input type="button" value="i"/>	<ul style="list-style-type: none"> FP: Software Simplified Workflow Scheme 	View Edit Copy
Software Simplified Workflow for Project SP	<ul style="list-style-type: none"> SP: Software Simplified Workflow Scheme 	View Edit Copy

Inactive



Jira Software

- Issues
- ISSUE TYPES
 - Issue types
 - Issue type schemes
 - Sub-tasks
- WORKFLOWS
 - Workflows**
 - Workflow schemes
- SCREENS
 - Screens
 - Screen schemes
 - Issue type screen sch...
- FIELDS
 - Custom fields
 - Field configurations
 - Field configuration sc...
- ISSUE FEATURES
 - Time tracking
 - Issue linking

Issues Search Jira admin

⚠ You are editing a draft workflow. [Publish Draft](#) [Discard Draft](#) [View original](#)

Workflows

Software Simplified Workflow for Project FP DRAFT SHARED BY 1 PROJECT

Generated by JIRA Software version 1001.0.0-SNAPSHOT. This workflow is managed internally by Jira Software. Do not manually modify this workflow.

Diagram Text Export

+ Add status + Add transition Show transition labels Last edited by you

+
-

```

graph TD
    Start(( )) --> TO DO
    TO DO --> TO DO
    TO DO --> DONE
    TO DO --> IN PROGRESS
    DONE --> IN PROGRESS
    IN PROGRESS --> CLOSED
  
```

Project Permissions

Permission

Users / Groups / Project Roles

Administer Projects

Ability to administer a project in Jira.

Project Role (Administrators)

Project Role (atlassian-addons-project-access)

Browse Projects

Ability to browse projects and the issues within them.

Application access (Any logged in user)

Project Role (atlassian-addons-project-access)

Manage sprints

Ability to manage sprints.

Application access (Any logged in user)

Project Role (atlassian-addons-project-access)

Notifications

Default Notification Scheme

SHARED BY 2 PROJECTS

 Actions ▾

Jira can notify the appropriate people of particular events in your project, e.g. "Issue Commented". You can choose specific people, groups, or roles to receive notifications.

The notification scheme defines how the notifications are configured for this project. To change the notifications, you can select a different notification scheme, or modify the currently selected scheme.

- Email: jira@.atlassian.net 

Events

Notifications

Issue Created

All Watchers
Current Assignee
Reporter

Issue Updated

All Watchers
Current Assignee
Reporter

Issues

🔍 Search Jira admin

Delete Notification

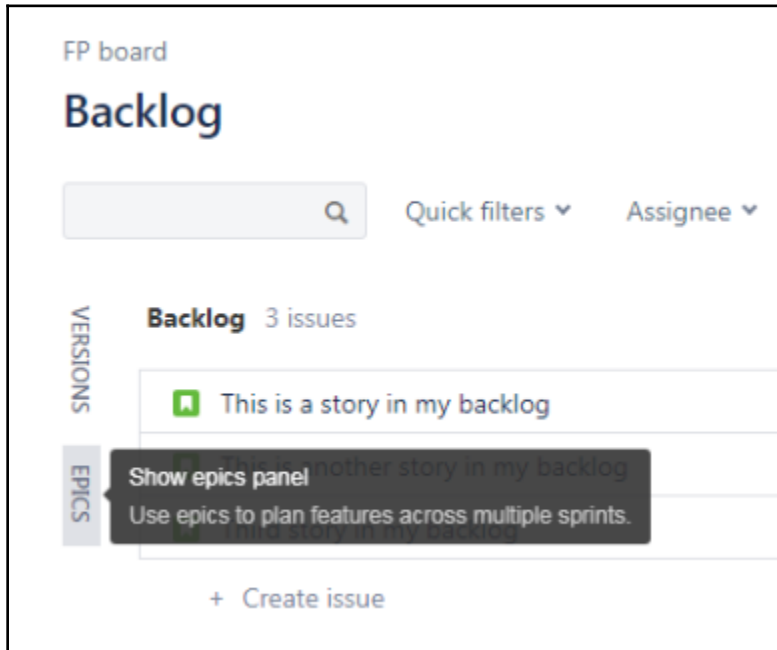


Are you sure you want to delete notification: **Reporter** for event: **Issue Updated**

Delete

Cancel

Chapter 2: Managing Work Items



Create Epic



Import issues

Configure fields ▾

Project*

 First Project (FP) ▾

Issue Type*

 Epic ▾ 

Some issue types are unavailable due to incompatible field configuration and/or workflow associations.

Epic Name*

My Test Epic

Provide a short name to identify this epic.

Summary*

This is a summary

Create another

Create

Cancel

Backlog



Your epic [FP-4](#) has been created. ✕



Quick filters ▾

Assignee ▾

VERSIONS

EPICS

Create epic ✕

All issues

My Test Epic

FP-4 This is a summary



Issues

0

Completed

0

Unestimated

0

Estimate

0

Create issue in epic

Issues without epics

Backlog 3 issues



This is a story in my backlog



This is another story in my backlog



Third story in my backlog

+ Create issue

FP board

Backlog

Quick filters ▾

Assignee ▾

VERSIONS

EPICS

Create epic ✕

All issues

My Test Epic

FP-4 This is a summary

Issues 0

Completed 0

Unestimated 0

Estimate 0

Create issue in epic

Backlog 3 issues

This is a story in my backlog

This is another story in my backlog

backlog

Color



Edit name

View epic details

Mark as Done

Create component

Name *

My Test Component

Description

My Test Component

Component lead

Select person



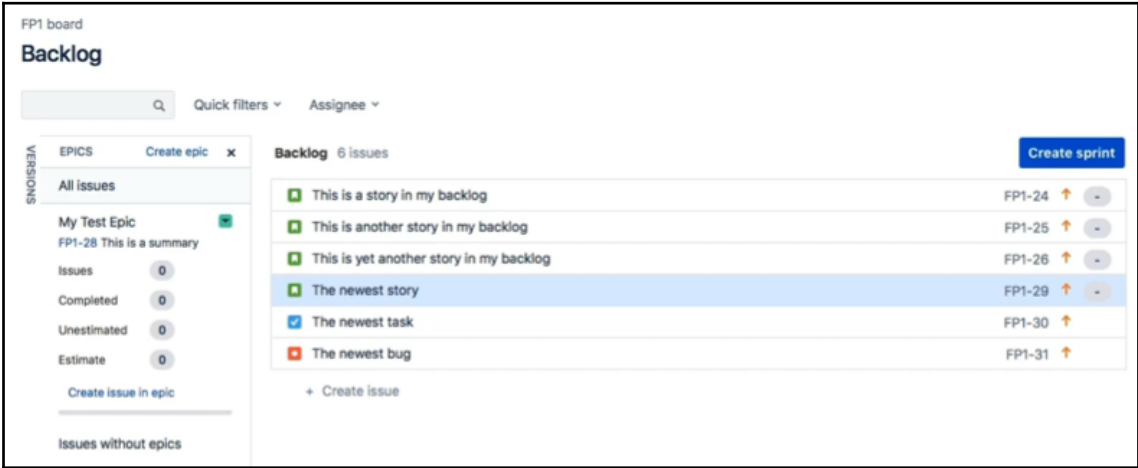
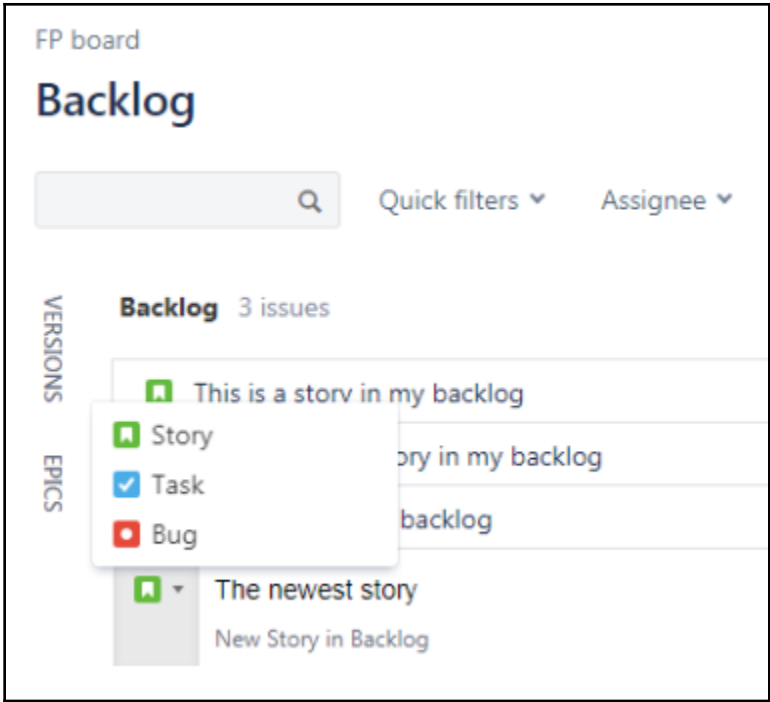
Default assignee

Project default (Unassigned)



Save

Cancel



FP-5 🔊 👁 ⋮ ✕

The newest story

📎 📄 🔗 ⋮

Status

To Do ▾

Add a description...

Subtasks ⋮ +

📄 FP-8 This is my subtask ↑ TO DO

What needs to be done?

Create Cancel

Assignee

👤 Unassigned

Labels

None

Story points





None

👤 Add a comment...

Subtasks

This is my subtask


The newest story


   

Status
To Do ▾

Add a description...

Subtasks ⋮ +

 FP-8 This is my subtask ↑ **TO DO**


Assignee
 Unassigned

Labels
[cross-project-label](#)

Story points
None

Components
[My Test Component](#)

Priority



Edit issue: FP1-29 Configure fields ▾

Summary*
The newest story

Issue Type*
Story ?
 Task compatible field configuration and/or workflow associations.
 Bug
 Epic or press down to select.

Description
Style ▾ | B | I | U | A ▾ | %A ▾ | | | ▾ | + ▾

?

Fix Version/s
Start typing to get a list of possible matches or press down to select.

Priority
Medium ?

Labels
Begin typing to find and create labels or press down to select a suggested label.

Attachment

Update Cancel

Edit issue: FP-5

Configure fields ▾

Summary*

The newest story

Issue Type*

Story ▾



Some issue types are unavailable due to incompatible field configuration and/or workflow associations.

Component/s

My Test Component × ▾

Start typing to get a list of possible matches or press down to select.

Description

Style ▾ | B | I | U | A ▾ | A ▾ | ▾ | ▾ | | | ▾ | + ▾

Empty text area for description.



Fix Version/s

None

Update

Cancel

Edit issue: FP-5

Configure fields ▾



Fix Version/s

None

Priority

↑ Medium ▾ ⓘ

Labels

cross-project-label × ▾

Begin typing to find and create labels or press down to select a suggested label.

Attachment

Drop files to attach, or [browse](#).

Linked Issues

blocks ▾

Issue

▾ +

Begin typing to search for issues to link. If you leave it blank, no link will be made.

Assignee

Unassigned ▾

[Assign to me](#)

Epic Link

▾

Choose an epic to assign this issue to.

Update

Cancel




Configure fields ▾

Show Fields: All | Custom Where is my field?

<input checked="" type="checkbox"/> Assignee	<input type="checkbox"/> Issue Type*
<input type="checkbox"/> Attachment	<input checked="" type="checkbox"/> Labels
<input type="checkbox"/> Comment	<input type="checkbox"/> Linked Issues
<input checked="" type="checkbox"/> Component/s	<input checked="" type="checkbox"/> Priority
<input type="checkbox"/> Description	<input type="checkbox"/> Sprint
<input type="checkbox"/> Epic Link	<input type="checkbox"/> Summary*
<input checked="" type="checkbox"/> Fix Version/s	

FP1-29 🔊 👤 ⋮ ✕


The newest story Unwatch

Status

To Do ▾

Assignee

 Unassigned

EPICS
Create epic ✕

VERSIONS

All issues

My Test Epic ▾

FP-4 This is a summary

Issues 1

Completed 0

Unestimated 1

Estimate 0

[Create issue in epic](#)

Issues without epics

FP board

✓
Selection successfully added to the epic ✕

Backlog

Quick filters ▾
Assignee ▾

VERSIONS

EPICS Create epic ✕

All issues

My Test Epic ▾

FP-4 This is a summary

Issues 3

Completed 0

Unestimated 1

Estimate 0

[Create issue in epic](#)

Issues without epics

Backlog 6 issues Create sprint

📌 The newest story	My Test Epic FP-5	↑	-
📌 This is a story in my backlog	FP-1	↑	-
📌 This is another story in my backlog	FP-2	↑	-
📌 Third story in my backlog	FP-3	↑	-
📌 <input checked="" type="checkbox"/> The newest task	My Test Epic FP-6	↑	
📌 ▣ The newest bug	My Test Epic FP-7	↑	

+ Create issue

FP1 board

Backlog

Quick filters Assignee

VERSIONS Create version x EPICS Create epic x

All issues

Version 2.0

Version 3.0

Issues without versions

All issues

My Test Epic
FP1-28 This is a summary

Issues 3

Completed 0

Unestimated 1

Estimate 0

Create issue in epic

Issues without epics

Backlog 6 issues Create sprint

- The newest story My Test Epic FP1-29 ↑ -
- The newest bug My Test Epic FP1-31 ↑
- The newest task My Test Epic FP1-30 ↑
- This is a story in my backlog FP1-24 ↑ -
- This is another story in my backlog FP1-25 ↑ -
- This is yet another story in my backlog FP1-26 ↑ -

+ Create issue

Releases

QUICK FILTERS: Released Unreleased Archived

Version	Status	Progress	Start date	Release date	Description
Version 3.0	UNRELEASED	<div style="width: 100%;"></div>			
Version 2.0	UNRELEASED	<div style="width: 100%;"></div>		18/Feb/18	

Releases

Version Version 2.0 UNRELEASED

Start date not set Release: 18/Feb/18 Release Notes Release

6 days overdue

9 Issues in version 9 Issues done 0 Issues in progress 0 Issues to do

1-9 of 9

P	T	Key	Summary	Assignee	Status
↑	📌	FP1-1	As an Agile team, I'd like to learn about Scrum >> Click the "FP1-1" link at the left of this row to see detail in the Description tab on the right	Unassigned	DONE
↑	📌	FP1-2	As a product owner, I'd like to express work in terms of actual user problems, aka User Stories, and place them in the backlog >> Try creating a new story with the "+ Create Issue" button (to...	Unassigned	DONE
↑	📌	FP1-8	As a product owner, I'd like to include bugs, tasks and other issue types in my backlog >> Bugs like this one will also appear in your backlog but they are not normally estimated	Unassigned	DONE
↑	📌	FP1-10	As a developer, I can update story and task status with drag and drop (click the triangle at far left of this story to show sub-tasks)	David Harned	DONE
↑	📌	FP1-11	Update task status by dragging and dropping from column to column >> Try dragging this task to "Done"	David Harned	DONE
↑	📌	FP1-12	When the last task is done, the story can be automatically closed >> Drag this task to "Done" too	Unassigned	DONE
↑	📌	FP1-13	As a developer, I can update details on an item using the Detail View >> Click the "FP1-13" link at the top of this card to open the detail view	David Harned	DONE
↑	📌	FP1-18	As a user, I'd like a historical story to show in reports	David Harned	DONE
↑	📌	FP1-19	As a user, I'd like a historical story to show in reports	David Harned	DONE

1-9 of 9

First Project Software project

Backlog

Quick filters Assignee

VERSIONS Create version x

Version 2.0

Version 3.0

Issues without versions

EPICS Create epic x

My Test Epic

FP1-28 This is a summary

Issues 3

Completed 0

Unestimated 1

Estimate 0

Create issue in epic

Issues without epics

Backlog 6 issues

Create sprint

✓ The newest story	VERSION 2.0	My Test Epic	FP1-29
✗ The newest bug	VERSION 2.0	My Test Epic	FP1-31
✓ The newest task	VERSION 2.0	My Test Epic	FP1-30
✓ This is a story in my backlog			FP1-24
✓ This is another story in my backlog			FP1-25
✓ This is yet another story in my backlog			FP1-26

+ Create issue

FP1-30

The newest task

Status To Do

Assignee Unassigned

Labels None

Epic Link My Test Epic

Fix versions Version 2.0

Priority Medium

Reporter David Harned

Show more

Created 16 minutes ago

Updated 1 second ago

Add a description...

Comments Add a comment...

FP board

Backlog

Quick filters ▾ Assignee ▾

Backlog 6 issues Create sprint

VERSIONS	EPICS	Issue	Assignee	Priority	Count
		Third story in my backlog	David Harned	FP-3	3
		This is a story in my backlog	Unassigned	FP-1	5
		This is another story in my backlog		FP-2	1
		The newest story	My Test Epic	FP-5	3
		The newest task	My Test Epic	FP-6	
		The newest bug	My Test Epic	FP-7	

+ Create issue

FP board

Settings for FP board

[← Back to board](#)

SETTINGS

- General
- Columns
- Swimlanes
- Quick Filters**
- Card colors
- Card layout
- Estimation
- Working days

Quick Filters

Quick Filters can be used to further filter the issues in the board based on the additional JQL query.

Name	JQL	Description	Action
Test Component	component = "My Test Component"		Add
Only My Issues	assignee = currentUser()	Displays issues which are currently assigned to the current user	Delete
Recently Updated	updatedAt >= -1d	Displays issues which have been updated in the last day	Delete

FP board

Backlog

Test Component ▾ Assignee ▾

Backlog 1 of 6 issues visible [Clear all filters](#) Create sprint

VERSIONS

EPICS

- The newest story My Test Epic FP-5 ↑ -

+ Create issue

FP board

Backlog


Quick filters ▾ Assignee ▾

Start sprint Plan sprint ▾ ...

VERSIONS

EPICS

▼ **FP Sprint 1** 0 issues



Plan your sprint
As a team, agree on what work needs to be completed, and drag these issues to the sprint.

+ Create issue

0 issues Estimate 0

Backlog 6 issues Create sprint

■ The newest story	My Test Epic FP-5 ↑ -
■ The newest task	My Test Epic FP-6 ↑
■ The newest bug	My Test Epic FP-7 ↑
■ This is a story in my backlog	FP-1 ↑ -
■ This is another story in my backlog	FP-2 ↑ -
■ Third story in my backlog	FP-3 ↑ -

+ Create issue

FP board

Backlog

Quick filters ▾

Assignee ▾

VERSIONS
EPICS

Ready 3 issues

Start sprint

Plan sprint ▾



	The newest story	My Test Epic	FP-5	↑	-
<input checked="" type="checkbox"/>	The newest task	My Test Epic	FP-6	↑	-
	The newest bug	My Test Epic	FP-7	↑	-

+ Create issue



3 issues Estimate 0

Backlog 3 issues

Create sprint

	This is a story in my backlog		FP-1	↑	-
	This is another story in my backlog		FP-2	↑	-
	Third story in my backlog		FP-3	↑	-

+ Create issue

FP board

Backlog

Quick filters Assignee

VERSIONS

▼ **Sprint 0** 3 issues Start sprint Plan sprint ...

Third story in my backlog	FP-3	↑	3
This is another story in my backlog	FP-2	↑	1
This is a story in my backlog	FP-1	↑	5

+ Create issue

3 issues Estimate 9

EPICS

▼ **Ready** 3 issues Plan sprint ...

The newest story	My Test Epic	FP-5	↑	3
The newest task	My Test Epic	FP-6	↑	
The newest bug	My Test Epic	FP-7	↑	

+ Create issue

3 issues Estimate 3

Backlog 0 issues Create sprint

Your backlog is empty.

+ Create issue

FP-2

This is another story in my backlog

Status: To Do

Add a description...

Assignee: Unassigned

Labels: None

Story points: 1

Sprint: Sprint 0

Priority: Medium

Reporter: David Harned

FP board

Active sprints

Complete sprint



Quick filters ▾

TO DO

IN PROGRESS

DONE



There are no active sprints

Start sprints in the [Backlog](#)

General and filter

The Board filter determines which issues appear on the board. It can be based on one or more projects, or custom JQL depending on your needs.

General

Board name

FP board

Administrators

David Harned (admin)

Location



First Project (FP)

Filter

Saved Filter

Filter for FP board

[Edit Filter Query](#)

Shares



Project: First Project

[Edit Filter Shares](#)

Filter Query

project = FP ORDER BY Rank ASC

Ranking

Using Rank

Projects in board



First Project

[View permission](#)

FP board

Settings for FP board ← Back to board

SETTINGS

- General
- Columns**
- Swimlanes
- Quick Filters
- Card colors
- Card layout
- Estimation
- Working days

Column management

Columns can be added, removed, reordered and renamed. Columns are based upon global statuses and can be moved between columns. Minimum and maximum constraints can be set for each mapped column.

Column Constraint:

Constraints can be added to columns on the board for one statistic.

Simplified Workflow

Using Simplified Workflow

The workflow for project First Project is currently managed by Jira Software. Project Administrators can add and remove statuses below. [?](#)

[Add status](#) [Add column](#)

To Do

TO DO

8 issues Set resolution

In Progress

IN PROGRESS

No issues Set resolution

Done

DONE

No issues Set resolution

Unmapped Statuses [?](#)

Statuses not containing issues

TESTING

No issues Set resolution

Issues 🔍 Search Jira admin

⚠️ You are editing a draft workflow. [Publish Draft](#) [Discard Draft](#) [View original](#)

Workflows

Software Simplified Workflow for Project FP DRAFT SHARED BY 1 PROJECT [?](#)

Generated by JIRA Software version 1001.0.0-SNAPSHOT. This workflow is managed internally by Jira Software. Do not manually modify this workflow.

[Diagram](#) [Text](#) [Export](#)

[+ Add status](#) [+ Add transition](#) Show transition labels Last edited by you, [A](#)

```

graph TD
    Start(( )) --> TO DO
    TO DO -- All --> TO DO
    TO DO -- All --> DONE
    DONE -- All --> IN PROGRESS
    IN PROGRESS -- All --> TESTING
    TESTING -- All --> IN PROGRESS
    
```

TESTING

Allow all statuses to transition to this one

[Edit](#) [Remove status](#)

Options

Properties

Column management

Columns can be added, removed, reordered and renamed. Columns are based upon global statuses and can be moved between columns. Minimum and maximum constraints can be set for each mapped column.

Column Constraint

None

Constraints can be added to columns on the board for one statistic.

Simplified Workflow

Using Simplified Workflow

The workflow for project **First Project** is currently managed by Jira Software. Project Administrators can add and remove statuses below. [?](#)

Add status Add column

The screenshot shows a Jira board with five columns: 'To Do', 'In Progress', 'Testing', 'Done', and 'Unmapped St...'. Each column has a card with a status label (e.g., 'TO DO', 'IN PROGRESS', 'TESTING', 'DONE'), an issue count (e.g., '8 issues', 'No issues'), and a 'Set resolution' checkbox. The 'Unmapped St...' column is labeled 'Statuses not containing issues'.

Swimlanes

A swimlane is a row on the board that can be used to group issues. Swimlane type can be changed below and will be saved automatically. Note: queries will not be lost when changing to another swimlane type.

Base Swimlanes on

Stories
Queries
Stories
Assignees
Epics
Projects
No Swimlanes

Issues without sub-tasks will be shown in their own group at the bottom.

Card colors

Choose a method for assigning colors to your cards. If no method is selected, the cards will not have a colored edge. Any changes to the color configuration for a method are saved immediately, so you can switch back to it later if you wish.

[Learn more about card colors.](#)

Colors based on

None
Issue Types
Priorities
Assignees
Queries
None

Card layout

Cards can be configured to show up to three extra fields.

Backlog

Field Name

[CHART] Date of First Response

Add

Active sprints

Field Name

[CHART] Date of First Response

Add

Days in column



Show a visual indicator on each card that represents the time spent in the column. This can help identify slow moving issues.

Estimation

Issues can be estimated when in the Backlog to get an idea of how much work is being committed to in a sprint. [Read more about estimation and tracking.](#)

Estimation Statistic

Story Points

Estimate issues in the Backlog by entering values for **Story Points**. Your velocity from sprint to sprint will be measured against these estimates.

Time Tracking

None

Issues will burn down their **Story Points** value upon completion.

Remaining Estimate and Time Spent

Track time against issues using Jira's **Remaining Estimate** and **Time Spent** fields.

Time Zone

Region:

System default ▼

Time Zone:

(GMT+05:30) timezone.zone.asia.c ▼

Standard Working Days

Every

- Monday
- Tuesday
- Wednesday
- Thursday
- Friday
- Saturday
- Sunday

Non-Working Days

Dates:

No dates







Chapter 3: Running Your Project in JIRA

FP board

Backlog

Quick filters ▾ Assignee ▾

Backlog 6 issues [Create sprint](#)

VERSIONS EPICS	 Third story in my backlog		FP-3	↑	3
	 This is a story in my backlog		FP-1	↑	5
	 This is another story in my backlog		FP-2	↑	1
	 The newest story	My Test Epic	FP-5	↑	3
	 The newest task	My Test Epic	FP-6	↑	
	 The newest bug	My Test Epic	FP-7	↑	

[+ Create issue](#)

FP1-24

This is a story in my backlog

[Link](#) [Copy](#) [Share](#)

Status
To Do

Assignee
Unassigned

Labels
None

Story points
3

Priority
↑ Medium

Reporter
David Harned

[Show more](#)

Created 28 days ago
Updated 27 seconds ago

Add a description...

FP board

Backlog

Quick filters ▾ Assignee ▾

Backlog 6 issues Create sprint

VERSIONS	EPICS	Issues	Order	Count
<input type="checkbox"/>	Third story in my backlog		FP-3	3
<input type="checkbox"/>	This is a story in my backlog		FP-1	5
<input type="checkbox"/>	This is another story in my backlog		FP-2	1
<input type="checkbox"/>	The newest story	My Test Epic	FP-5	3
<input checked="" type="checkbox"/>	The newest task	My Test Epic	FP-6	
<input type="checkbox"/>	The newest bug	My Test Epic	FP-7	

+ Create issue

Edit sprint: FP Sprint 1

Sprint name: *

Ready

Sprint goal:

Work that is fully refined

Update Cancel

FP board

Backlog



Quick filters ▾

Assignee ▾

VERSIONS

▾ **Ready** 3 issues

Work that is fully refined

Start sprint

Plan sprint ▾



EPICS

	Third story in my backlog	FP-3	↑	3
	This is another story in my backlog	FP-2	↑	1
	This is a story in my backlog	FP-1	↑	5

+ Create issue



3 issues Estimate 9

Backlog 3 issues

Create sprint

	The newest story	My Test Epic	FP-5	↑	3
	The newest task	My Test Epic	FP-6	↑	
	The newest bug	My Test Epic	FP-7	↑	

+ Create issue

Edit sprint: Ready 2

Sprint name:

Sprint goal:

FP board

Backlog


Quick filters ▾ Assignee ▾

VERSIONS

▼ **FP1 Sprint 1** 0 issues

This is my first sprint

EPICS



Plan your sprint
As a team, agree on what work needs to be completed, and drag these issues to the sprint.

+ Create issue

0 issues Estimate 0

Backlog

Quick filters ▾ Assignee ▾

FP1 Sprint 1 2 issues Start sprint Plan sprint ▾ ⋮

This is my first sprint

- Third story in my backlog FP-3 ↑ 3
- This is another story in my backlog FP-2 ↑ 1

+ Create issue

2 issues Estimate 4

Ready 1 issue Plan sprint ▾ ⋮

Work that is fully refined

- This is a story in my backlog FP-1 ↑ 5

+ Create issue

1 issue Estimate 5

Backlog 3 issues Create sprint

- The newest story My Test Epic FP-5 ↑ 3
- The newest task My Test Epic FP-6 ↑
- The newest bug My Test Epic FP-7 ↑

+ Create issue

Start sprint

2 issues will be included in this sprint.

Sprint name:*

Duration:*

Start date:*

End date:*

Sprint goal:

FP board

FP1 Sprint 1

This is my first sprint

9 days remaining

Quick filters Assignee

TO DO	IN PROGRESS	TESTING	DONE
<p>Third story in my backlog</p> <p><input type="button" value="v"/> <input type="button" value="↑"/> 3 FP-3</p>			
<p>This is another story in my backlog</p> <p><input type="button" value="v"/> <input type="button" value="↑"/> 1 FP-2</p>			

SP board

Backlog

Quick filters ▾ Assignee ▾

VERSIONS

▼ **SP Sprint 1** 5 issues Plan sprint ▾ ⋮

To complete this really important work.
16/Jul/18 5:26 PM • 30/Jul/18 5:26 PM

EPICS

Really important story 1	SP-2	↑	-
Really important story 2	SP-3	↑	-
Really important story 3	SP-4	↑	-
Really important story 4	SP-5	↑	-
Really important story 5	SP-6	↑	-

▼ **Ready** 3 issues Start sprint Plan sprint ▾ ⋮

Refined stories

Really important story 8	SP-7	↑	-
Really important story 6	SP-8	↑	-
Really important story 7	SP-9	↑	-

+ Create issue

3 issues Estimate 0

▼ **Backlog** 2 issues Plan sprint ▾ ⋮

Really important story 9	SP-10	↑	-
Really important story 10	SP-11	↑	-

+ Create issue

SP board

SP Sprint 1

To complete this really important work.

Quick filters ▾ Assignee ▾

TO DO	TESTING
- ■ SP-3 TO DO 1 sub-task Really important story 2	<div style="background-color: #e6f2ff; padding: 5px;"> Sub-task ■ ↑ SP-4 </div>
- Other Issues 4 issues	
<div style="border: 1px solid gray; padding: 5px;"> Really important story 5 ■ ↑ 1 SP-7 </div>	<div style="border: 1px solid gray; padding: 5px;"> Really important story 1 ■ ↑ 3 SP-1 </div>
	<div style="border: 1px solid gray; padding: 5px;"> Really important story 4 ■ ↑ 1 SP-6 </div>

Update Parent Issue

All sub-tasks for parent issue **SP-3** are now **Done**.
 Do you want to update this parent issue to match?

Update
Cancel

SP board

SP Sprint 1

To complete this really important work.

Quick filters ▾ Assignee ▾

TO DO TESTING

▼ **SP-3** **DONE** 1 sub-task Really important story 2

▼ Other Issues 4 issues

Really important story 1
🟢 ↑ 3 + SP-1

Really important story 4
🟢 ↑ 1 SP-6

Really important story 5
🟢 ↑ 1 **SP-7**

Burndown Chart

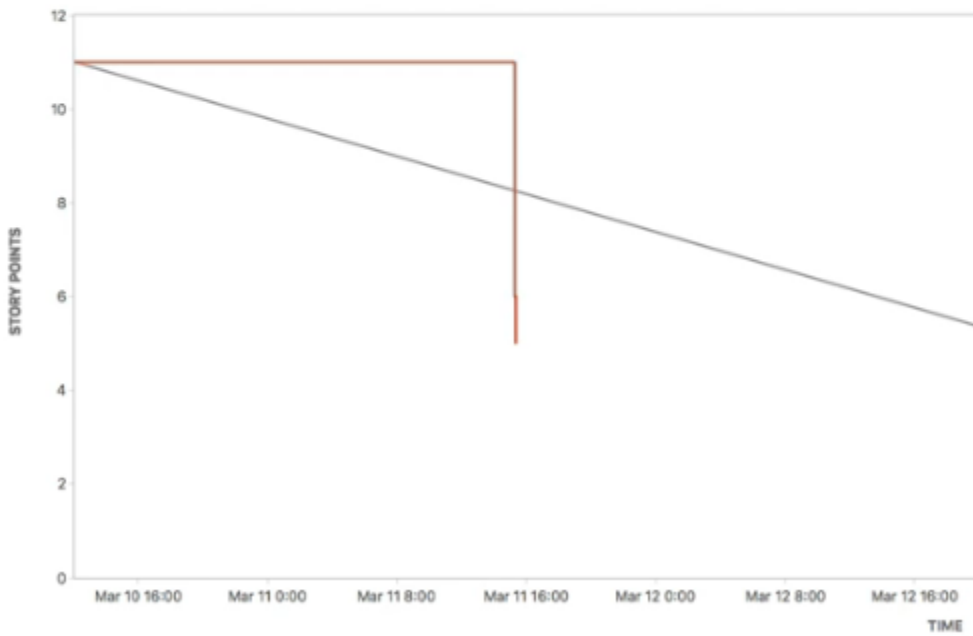
🔗 How to read this chart

Track the total work remaining and project the likelihood of achieving the sprint goal. This helps your team manage its progress.

[Hide this information](#)


SP Sprint 1 Story Points ▾

To complete this really important work.



SP-5 Give feedback

Comments




Labels
None

Story points
5

Sprint
SP Sprint 1

Priority
↑ Medium

Reporter
 David Harned

Time tracking +
None

Epic Link
None

Components
None

Fix versions
None

Affects versions
None


Due date
None

[Show less](#)





Log time
















Time spent* Time remaining

Time must be entered in the format **3w 4d 12h**

Date started* e.g. 9:00am 

Work description

Normal text **B** *I* ...     @ ” ” < >

<p>Really important story 5</p> <p>  1</p> <p>SP-7 </p>	<p>Really important story 1</p> <p>  3</p> <p>SP-1 </p>
	<p>Really important story 3</p> <p>  5</p> <p>SP-5 </p>
	<p>Really important story 4</p> <p>  1</p> <p>SP-6 </p>
	<p>Really important story 6</p> <p>  3</p> <p>SP-8 </p>

Complete sprint: SP Sprint 1

5 issues were done

1 issue was incomplete

Select where all the incomplete issues should be moved:

Move to

Ready

Sub-tasks are not included in the total(s) above, and are always included in the same sprint as their parent issue.

Complete



SP board / Reports

Sprint Report

🔗 How to read this chart

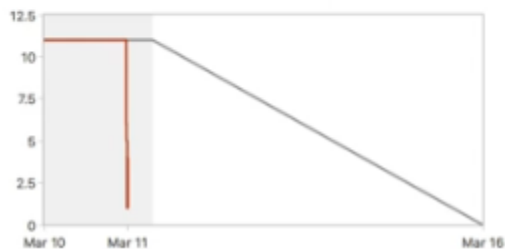
Understand the work completed or pushed back to the backlog in each sprint. This helps you determine

[Hide this information](#)

SP Sprint 1

Closed sprint, ended by [David Harned](#) 10/Mar/18 12:04 PM - 11/Mar/18 3:39 PM [Linked pages](#)

To complete this really important work.



Chapter 4: Working with Reports

SP board

Backlog

Quick filters ▾ Assignee ▾

VERSIONS Create version ×

EPICS All issues

Ready 3 issues **Start sprint** Plan sprint ▾ ⋮

Refined stories

Really important story 5	SP-6	↑	-
Really important story 8	SP-7	↑	-
Really important story 7	SP-9	↑	-

+ Create issue


3 issues Estimate 0


Backlog 2 issues Plan sprint ▾ ⋮

Really important story 9	SP-10	↑	-
Really important story 10	SP-11	↑	-

Create version

Name*

Start Date 

Release date 

Description

Save Cancel

Releases Create version

Search: Unreleased ▾

Version	Status	Progress	Start date	Release date	Description	
test version	Unreleased	No issues			test version	...

Releases Create version

Search: Unreleased ▾

Version	Status	Progress	Start date	Release date	Description	
test version	UNRELEASED	No issues			test version	...

- Release
- Archive
- Build and release
- Edit
- Delete

SP board **Backlog** ...

Search: Quick filters ▾ Assignee ▾

VERSIONS Create version ×

All issues

test version ▾

test version

Details

Start Date: None

Release date: None

Issues: 0

Completed: 0

Unestimated: 0

Estimate: 0

Issues without versions

Ready 3 issues Start sprint Plan sprint ▾ ...

Refined stories

- Really important story 5 SP-6 ↑ ▾
- Really important story 8 SP-7 ↑ ▾
- Really important story 7 SP-9 ↑ ▾

+ Create issue

Backlog 2 issues 3 issues Estimate 0 Plan sprint ▾ ...

- Really important story 9 SP-10 ↑ ▾
- Really important story 10 SP-11 ↑ ▾

+ Create issue

SP board

Backlog

Quick filters ▾ Assignee ▾

VERSIONS Create version ×

EPICS

All issues

test version

test version

Details

Start Date None

Release date None

Issues 2

Completed 0

Unestimated 2

Estimate 0

Issues without versions

Ready 3 issues

Refined stories

Really important story 5 SP-6 ↑ -

Really important story 8 SP-7 ↑ -

Really important story 7 SP-9 ↑ -

+ Create issue

3 issues Estimate 0

Plan sprint ▾ ⋮

Backlog 2 issues

Really important story 9 TEST VERSION SP-10 ↑ -

Really important story 10 TEST VERSION SP-11 ↑ -

+ Create issue

Plan sprint ▾ ⋮

Second Project Software project

SP board Board

Backlog

Active sprints

Reports

Releases

Issues and filters

Pages

Components

Add item

Project settings

Releases

Version test version UNRELEASED

Start date not set Release date not set Release Notes

test version

Release

2 Issues in version 0 Issues done 0 Issues in progress 2 Issues to do

1-2 of 2

P	T	Key	Summary	Assignee	Status
↑	🟢	SP-10	Really important story 9	Unassigned	TO DO
↑	🟢	SP-11	Really important story 10	Unassigned	TO DO

1-2 of 2

View in Issue Navigator

Releases

Version test version UNRELEASED

Start date not set Release date not set Release Notes

test version

Release

2 Issues in version 0 Issues done 0 Issues in progress 2 Issues to do

1-2 of 2

P	T	Key	Summary	Assignee	Status
↑	🟢	SP-10	Really important story 9	Unassigned	TO DO
↑	🟢	SP-11	Really important story 10	Unassigned	TO DO

View in Issue Navigator

Release notes

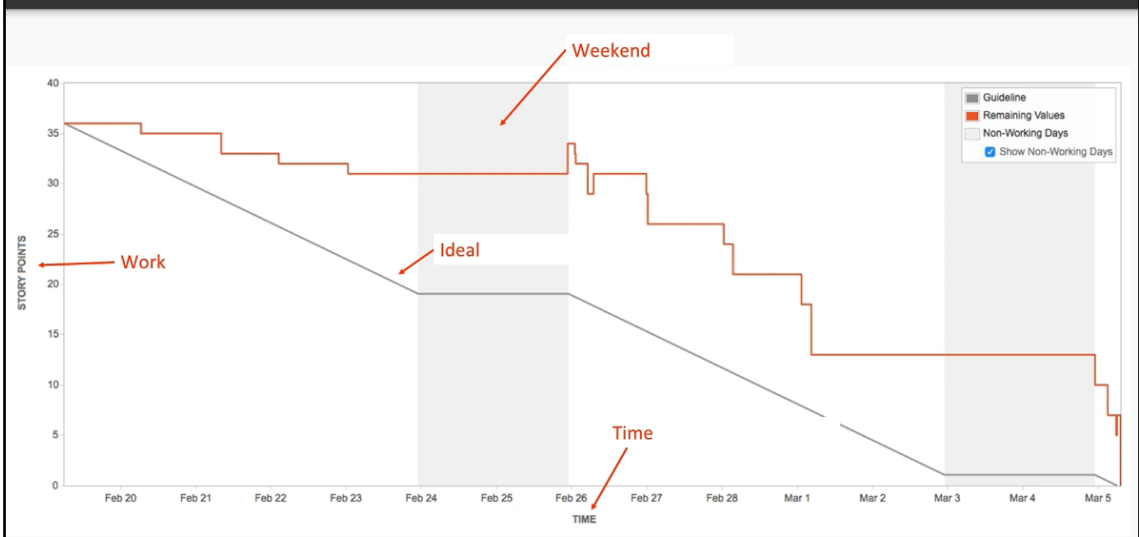
Story

- [\[SP-7\]](#) - Really important story 5
- [\[SP-9\]](#) - Really important story 7
- [\[SP-10\]](#) - Really important story 8
- [\[SP-11\]](#) - Really important story 9
- [\[SP-12\]](#) - Really important story 10

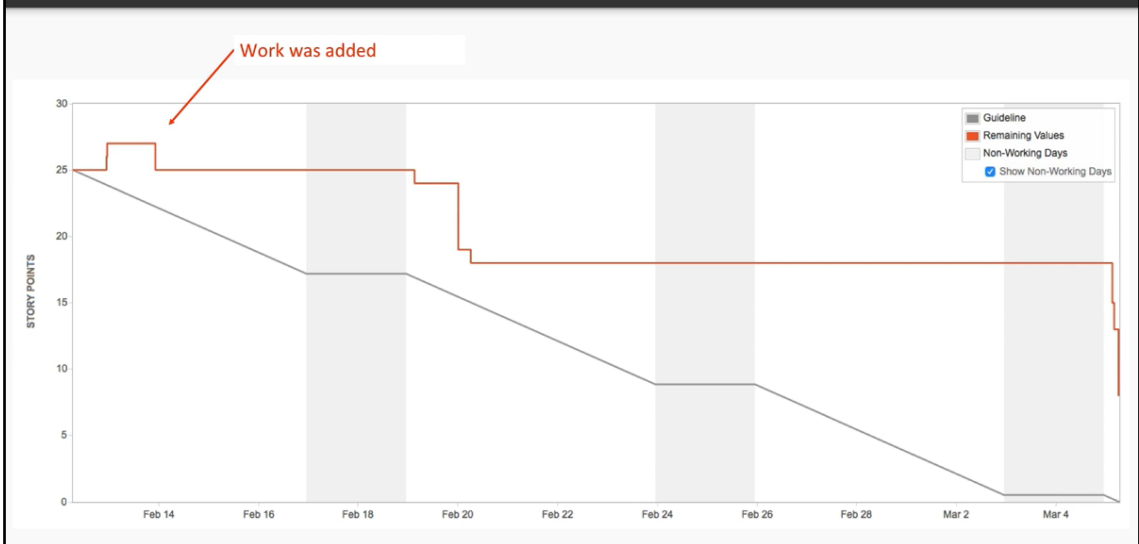
The text area below allows the project release notes to be copied to another document.

```
Release notes - Second Project - Version test version
<h2> Story
</h2>
<ul>
<li><a href="https://digitalcoffee.atlassian.net/browse/SP-7">SP-7</a> - Really important story 5
</li>
<li><a href="https://digitalcoffee.atlassian.net/browse/SP-9">SP-9</a> - Really important story 7
</li>
<li><a href="https://digitalcoffee.atlassian.net/browse/SP-10">SP-10</a> - Really important story 8
</li>
<li><a href="https://digitalcoffee.atlassian.net/browse/SP-11">SP-11</a> - Really important story 9
</li>
<li><a href="https://digitalcoffee.atlassian.net/browse/SP-12">SP-12</a> - Really important story 10
</li>
</ul>
```

Burndown Example 1



Burndown Example 2



Second Project
Software project

← Reports

SP board Board

AGILE

- Burndown Chart
- Burnup Chart
- Sprint Report
- Velocity Chart
- Cumulative Flow Diag...
- Version Report
- Epic Report
- Control Chart
- Epic Burndown
- Release Burndown
- ISSUE ANALYSIS
- Average Age Report
- Created vs. Resolved ...
- Pie Chart Report
- Recently Created Issu...

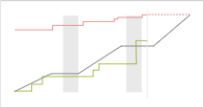
All reports

Agile



Burndown Chart

Track the total work remaining and project the likelihood of achieving the sprint goal. This helps your team manage its progress and respond accordingly.




Burnup Chart

Track the total scope independently from the total work done. This helps your team manage its progress and better understand the effect of scope change.



Sprint Report

Understand the work completed or pushed back to the backlog in each sprint. This helps you determine if your team is overcommitting or if there is excessive scope creep.



Velocity Chart

Track the amount of work completed from sprint to sprint. This helps you determine your team's velocity and estimate the work your team can realistically achieve in future sprints.



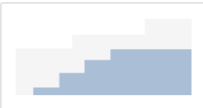
Cumulative Flow Diagram

Shows the statuses of issues over time. This helps you identify potential bottlenecks that need to be investigated.



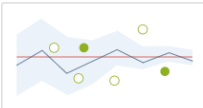
Version Report

Track the projected release date for a version. This helps you monitor whether the version will release on time, so you can take action if work is falling behind.



Epic Report

Understand the progress towards completing an epic over time. This helps you manage your team's progress by tracking the remaining incomplete/unestimated work.



Control Chart

Shows the cycle time for your product, version or sprint. This helps you identify whether data from the current process can be used to determine future performance.

SP board

Settings for SP board

← Back to board

SETTINGS

- General
- Columns
- Swimlanes
- Quick Filters
- Card colors
- Card layout
- Estimation**
- Working days

Estimation

Issues can be estimated when in the Backlog to get an idea of how much work is being committed to in a sprint. [Read more about estimation and tracking.](#)

Estimation Statistic

Story Points

- Story Points
- Original Time Estimate
- Issue Count

None

Remaining Estimate and Time Spent

Track time against issues using Jira's Remaining Estimate and Time Spent fields.

[61]

SP board / Reports

Sprint Report

🔗 How to read this chart
Understand the work completed or pushed back to the backlog in each sprint. This helps you determine if your team is overcommitting or if there is excessive scope creep.
[Hide this information](#)

SP Sprint 1
Closed sprint, ended by David Harned 10/Mar/18 12:04 PM - 11/Mar/18 3:39 PM [Linked pages](#)

To complete this really important work.

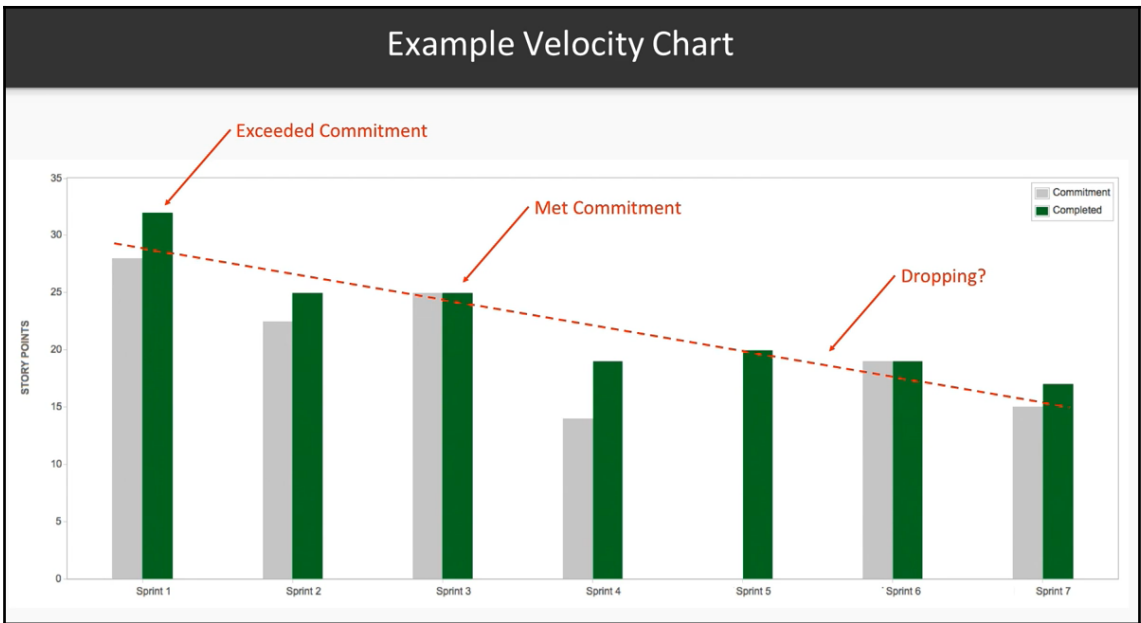
Status Report * Issue added to sprint after start time

Completed Issues [View in Issue Navigator](#)

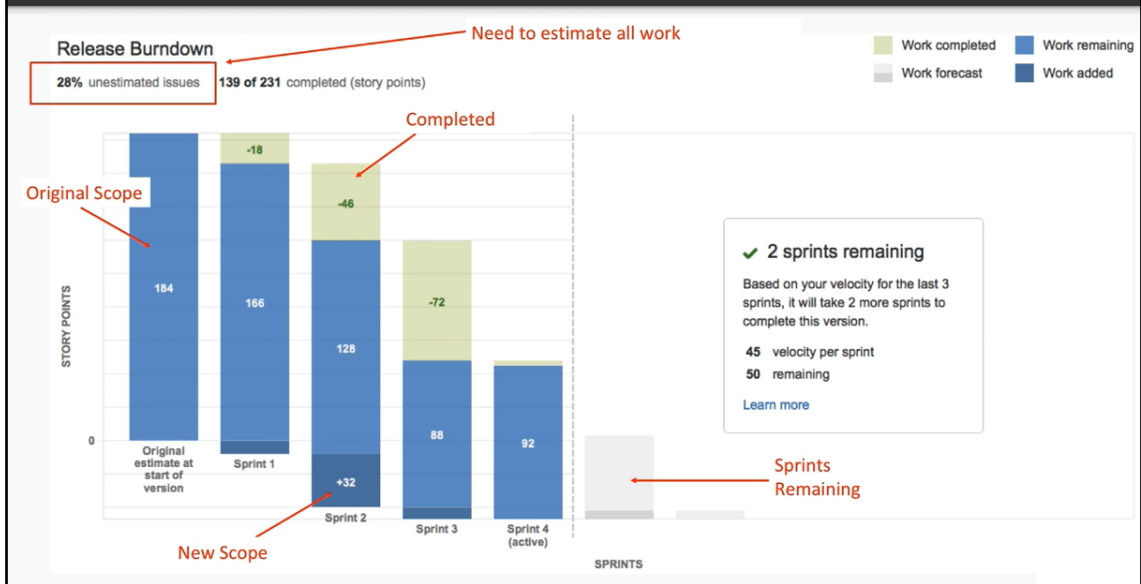
Key	Summary	Issue Type	Priority	Status	Story Points (13)
SP-1	Really important story 1	Story	Medium	DONE	3
SP-3	Really important story 2	Story	Medium	DONE	1
SP-5	Really important story 3	Story	Medium	DONE	5
SP-6	Really important story 4	Story	Medium	DONE	1
SP-8 *	Really important story 6	Story	Medium	DONE	3

Issues Not Completed [View in Issue Navigator](#)

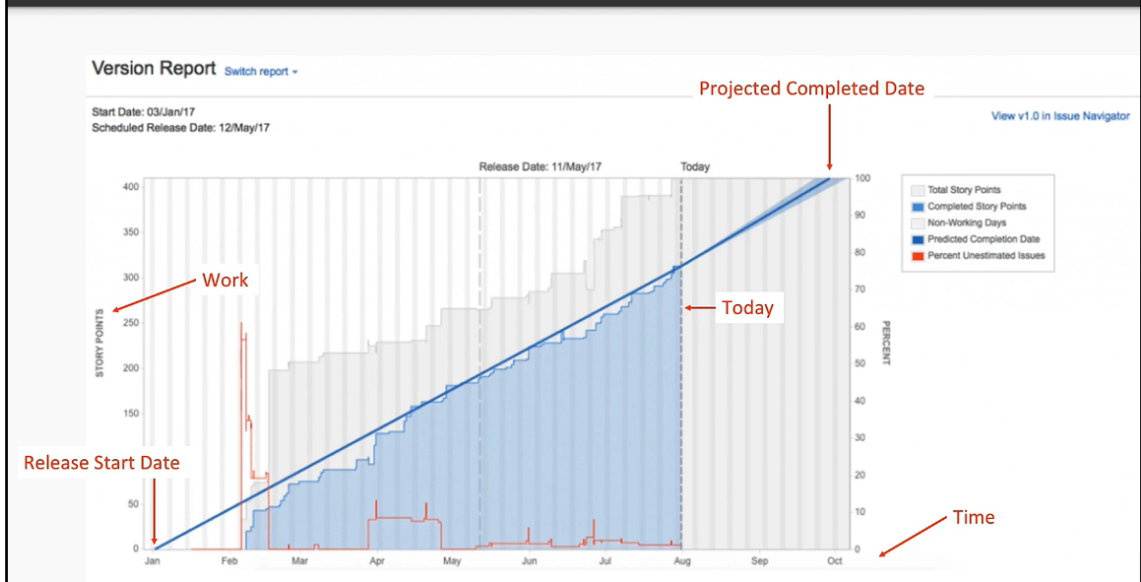
Key	Summary	Issue Type	Priority	Status	Story Points (1)
SP-7	Really important story 5	Story	Medium	IN PROGRESS	1



Example Release Burndown



Example Version Report



Chapter 5: Searching and Filtering on Issues

Projects

Recently viewed

First Project Software Project
FP board

Second Project Software Project
SP board

Search: [] All types: [v] All categories: [v]

Name	Key	Type	Lead
First Project	FP	Software	David Harned
Second Project	SP	Software	David Harned

Search Save as

Project: All Type: All Status: All Assignee: All Contains text More [v] [magnifying glass] Advanced

Find Projects... [magnifying glass]

All projects

- First Project (FP)
- Second Project (SP)
- FP-2
This is another story in my backlog
- FP-3
Third story in my backlog
- FP-4
This is a summary
- FP-5
The newest story

Second Project / SP-1

Test Story

Edit Comment Assign To Do In Progress Done Admin [v]

Type: Story Status: TO DO (View workflow)

Priority: Medium Resolution: Unresolved

Affects Version/s: None Fix Version/s: None

Labels: None

Search Save as

ORDER BY created DESC

Order by Created ↑ ▾

- SP-1
Test Story
- FP-1
This is a story in my backlog
- FP-2
This is another story in my backlog
- FP-3
Third story in my backlog
- FP-4
This is a summary
- FP-5
The newest story
- FP-6
The newest task

Second Project / SP-1

Test Story

Edit Comment Assign To Do In Progress Done Admin ▾

Type: Story Status: **TO DO**
(View workflow)

Priority: Medium Resolution: Unresolved

Affects Version/s: None Fix Version/s: None

Labels: None

Description
Click to add description

Search Save as

project = "First Project" AND issuetype = Story order by created DESC ⓘ

Order by Created ↑ ▾

- SP-1
Test Story
- FP-1
This is a story in my backlog
- FP-2
This is another story in my backlog
- FP-3
Third story in my backlog
- FP-4
This is a summary

Second Project / SP-1

Test Story

Edit Comment Assign To Do In Progress Done Admin ▾

Type: Story Status: **TO DO** Assignee:
(View workflow)

Priority: Medium Resolution: Unresolved

Affects Version/s: None Fix Version/s: None Reporter:

First Project Open Sprint Work Items — Edited Save Details ★

project = FP1 AND issueType = Story AND Sprint in openSprints() ORDER BY created DESC ⓘ

Order by Created ↓

- FP-3
Third story in my backlog
- FP-2
This is another story in my backlog

First Project / FP-3

Third story in my backlog

Edit Comment Assign To Do In Progress Workflow Admin

Type: Story Status: TO DO (View workflow) Assignee:

Priority: Medium Resolution: Unresolved

Component/s: None

Labels: None Reporter:

Sprint: FP1 Sprint 1

Save Filter

Filter Name *

Second Project Work Items

Enter a name for this Filter

Submit Cancel

Filters

Q Owner Shared with

Name	Owner	Shared with	Popularity
Filter for FP board	David Hamed	project: First Project	0
Filter for SP board	David Hamed	project: Second Project	0
★ Second Project Work Items	David Hamed	Private filter	1

Prev 1 Next

- Manage subscriptions
- Copy filter
- Edit filter details
- Delete filter

Second Project Work Items Save as Details ★

project = SP ORDER BY created DESC

Order by Created ▾

- SP-11 Really important story 10
- SP-10 Really important story 9
- SP-9 Really important story 7
- SP-8 Really important story 6
- SP-7 Really important story 8
- SP-6

Second Project / SP-11

Really important story 10

Edit Comment Assign To Do In Progress Done Admin ▾

Type: Story Status: TO DO (View workflow)

Priority: Medium Resolution: Unresolved

Affects Version/s: None Fix Version/s: test version

Labels: None

Link to filter: <https://abhisheksharma1373.atlassian.n>

User name or email:

Note: Add an optional note

Share Cancel

Edit Current Filter ?

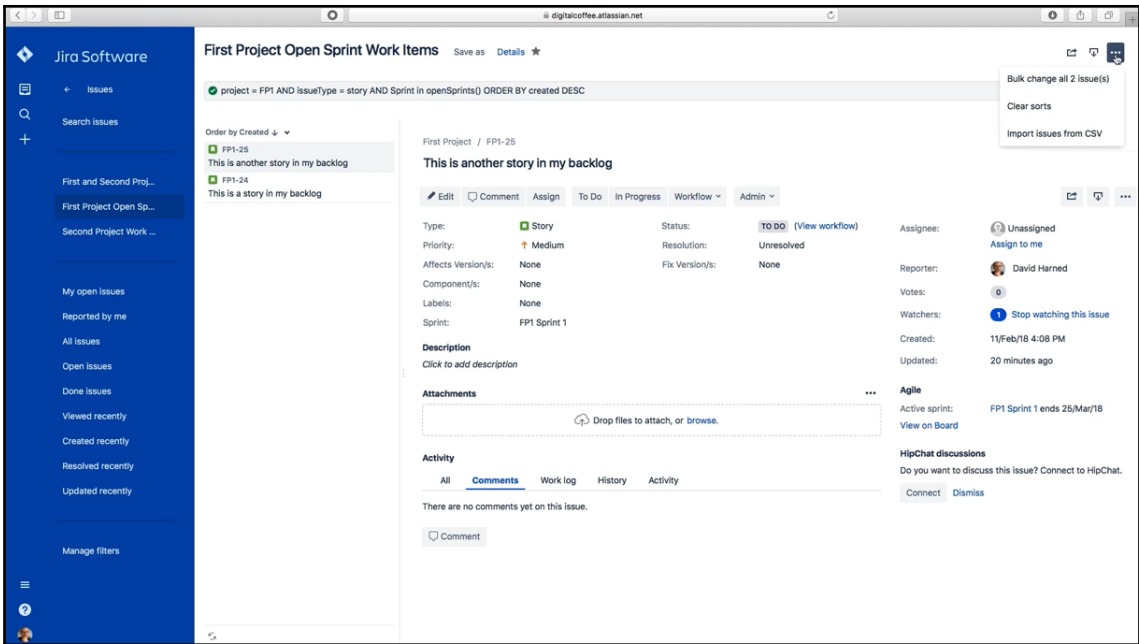
Name ^{*}

Description

Favorite
 ★

Shares
 Not shared

Group ▾ + Add
 Group
 Project
 Any logged-in user
 Public



Bulk Operation

Step 1 of 4: Choose Issues

- Choose Issues**
- Choose Operation
- Operation Details
- Confirmation

Next Cancel

<input type="checkbox"/>	T	Key	Summary	Assignee	Reporter
<input checked="" type="checkbox"/>	Story	FP1-25	This is another story in my backlog	Unassigned	David Harned
<input checked="" type="checkbox"/>	Story	FP1-24	This is a story in my backlog	Unassigned	David Harned

Next Cancel

Bulk Operation

Step 2 of 4: Choose Operation

Choose the operation you wish to perform on the selected 2 issue(s).

- Choose Issues
Selected 2 issues from 1 project(s)
- Choose Operation**
- Operation Details
- Confirmation

- Edit Issues Edit field values of issues
- Move Issues Move issues to new projects and issue types
- Transition Issues Transition issues through workflow
- N/A Delete Issues **NOTE:** You do not have permission to delete the selected 2 issues.
- Watch Issues Watch all the selected issues. You will receive notifications when any of these issues are updated.
- Stop Watching Issues Stop watching all the selected issues. You will no longer receive notifications when any of these issues are updated.

Next Cancel

- Choose Issues
Selected 2 issues from 1 project(s)
- Choose Operation
- **Operation Details**
- Confirmation

Step 3 of 4: Operation Details

Choose the bulk action(s) you wish to perform on the selected 2 issue(s).

- Change Issue Type
- Change Priority
- Change Component/s
- Change Assignee
- Change Environment
- Change Due date
- Change Comment
- Change Labels
- Change Approvers
- Change Change completion date

Task

?

↑ Medium

?

Add to existing

?

Start typing to get a list of possible matches or press down to select.

Automatic

?

Assign to me

Style | **B** | *I* | U | A | A | | | | |

?

?

For example operating system, software platform and/or hardware specifications (include as appropriate for the issue).

Style | **B** | *I* | U | A | A | | | | |

?

?

Add to existing

?

Begin typing to find and create labels or press down to select a suggested label.

Start typing to get a list of possible matches.

Contains users needed for approval. This custom field was created by Jira Service Desk.

?

Specify the completion time for the change request

Bulk Operation Step 4 of 4: Confirmation

- Choose Issues
Selected 2 issues from 1 project(s)
- Choose Operation
- Operation Details
- **Confirmation**

Updated Fields

Field Name	Field Action	Field Value
Issue Type	Change to	<input checked="" type="checkbox"/> Task

⚠ Email notifications will be sent for this update.

ℹ The above table summarizes the changes you are about to make to the following 2 issues. Do you wish to continue?

Confirm Cancel

T	Key	Summary	Assignee	Reporter	P	Status	Resolution	Created	Updated	Due
■	FP-2	This is another story in my backlog	Unassigned	David Harned	↑	TO DO	Unresolved	12/Jul/18	16/Jul/18	
■	FP-3	Third story in my backlog	Unassigned	David Harned	↑	TO DO	Unresolved	12/Jul/18	16/Jul/18	

Confirm Cancel

Bulk Operation

Bulk Operation Progress

Editing 2 issues

Bulk operation is 100% complete.

Task completed in 0 seconds


Started Today 8:19 PM.

Finished Today 8:19 PM.

Acknowledge

Search Save as 🔖 🛡️ ⋮

🟢 project = FP1 AND issueType = Story AND Sprint in openSprints() ORDER BY created DESC 🔍 Basic 🗒️



No issues were found to match your search
[Try modifying your search criteria](#) or [creating a new issue](#)

Search Save as

🟢 project = FP1 AND issueType = Task AND Sprint in openSprints() ORDER BY created DESC

Order by Created ↓

- FP1-25
This is another story in my backlog
- FP1-24
This is a story in my backlog

First Project / FP1-25

This is another story in my backlog

Edit Comment Assign To Do In Progress Workflow Admin

This is a story in my backlog

Type:	<input checked="" type="checkbox"/> Task	Status:	TO DO (View workflow)
Priority:	↑ Medium	Resolution:	Unresolved
Affects Version/s:	None	Fix Version/s:	None
Component/s:	None		
Labels:	None		
Sprint:	FP1 Sprint 1		

Description
 Click to add description

🔍 project in (FP1, SP) ORDER BY created DESC

Order by Created ↓

- SP-12
Really important story 10
- SP-11
Really important story 9
- SP-10
Really important story 8
- SP-9
Really important story 7
- SP-8
Really important story 6
- SP-7
Really important story 5
- SP-6
Really important story 4
- SP-5
Really important story 3
- FP1-32
This is my subtask
- FP1-31
The newest bug
- FP1-30
The newest task
- FP1-29
The newest story

Second Project / SP-12

Really important story 10

[Edit](#) [Comment](#) [Assign](#) [To Do](#) [In Progress](#) [Done](#) [Admin](#) ▾

Type: **Story** Status: **TO DO** [\(View workflow\)](#)
Priority: **Medium** Resolution: **Unresolved**
Affects Version/s: **None** Fix Version/s: **test version**
Component/s: **None**
Labels: **None**

Description

[Click to add description](#)

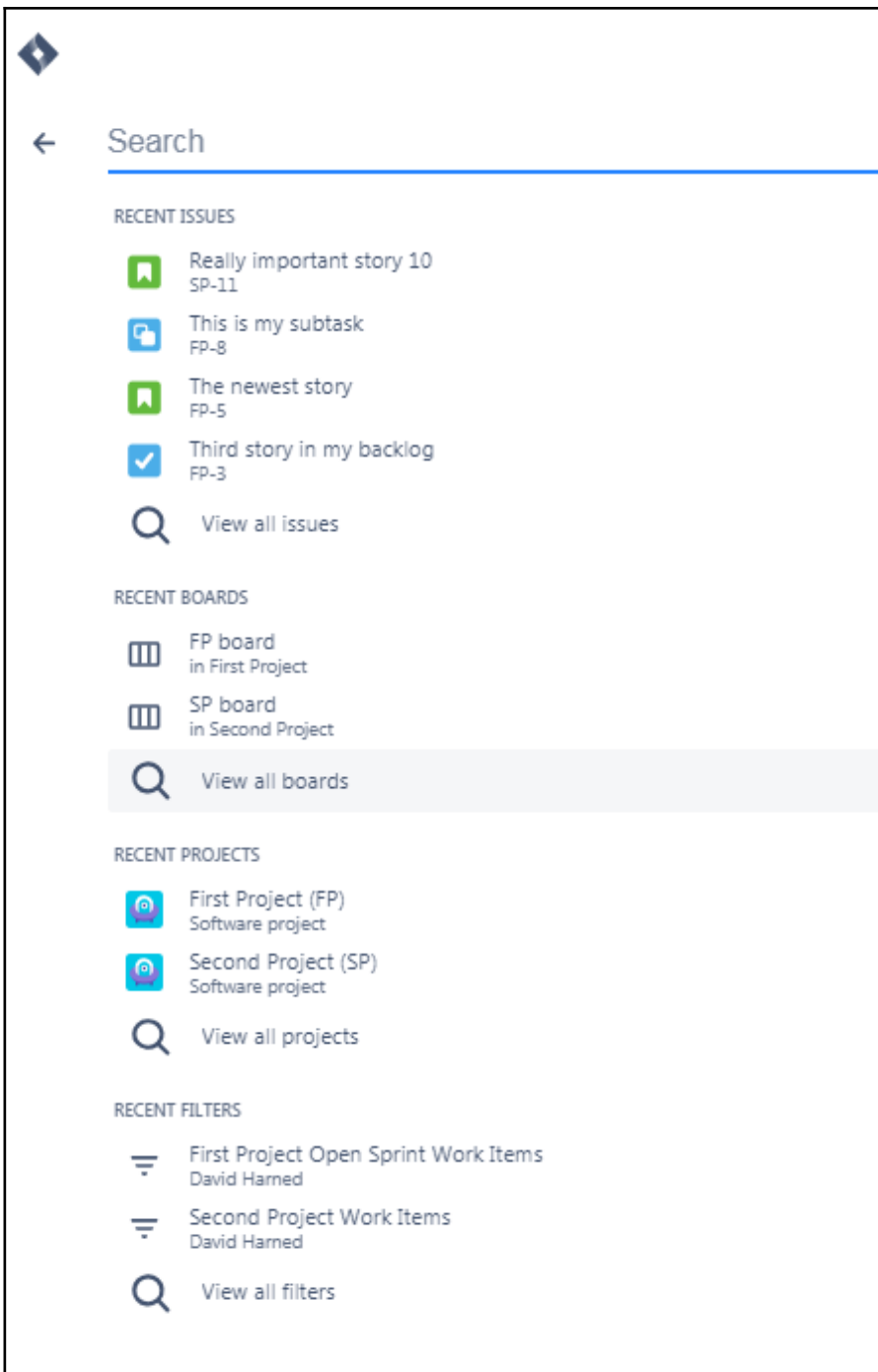
Attachments

 Drop files to attach, or browse.

Activity

[All](#) [Comments](#) [Work log](#) [History](#) [Activity](#)

There are no comments yet on this issue.



Boards Create board

All boards ▾

Name	Type	Admin	Location	
FP board	Scrum	David Harned	First Project (FP)	...
SP board	Scrum	David Harned	Second Project (SP)	...

Create a board

Agility

Agility provides an easy, simplified board that delivers more power as you need it, enabling your team to get up-and-running fast.

Create an agility board

Scrum

Scrum focuses on planning, committing and delivering time-boxed chunks of work called Sprints

Create a Scrum board

Create a Scrum board with sample data

Kanban

Kanban focuses on visualising your workflow and limiting work-in-progress to facilitate incremental improvements to your existing process

Create a Kanban board

Create a Kanban board with sample data

Cancel

Create a board

- Board created with new Software project
A new board based on a new Software project
- Board from an existing project
Boards can contain one or more projects.
- Board from an existing Saved Filter
An advanced option using a JQL filter.

Back **Next** Cancel

Name this board

Board name*

Saved filter*

Location*

Select a Software project or your own profile as the place where this board will live

Saved Filters

Choose from a list of existing filters as a base for your new board. To create a new Saved Filter, save a search in the Issue Navigator.

All Projects

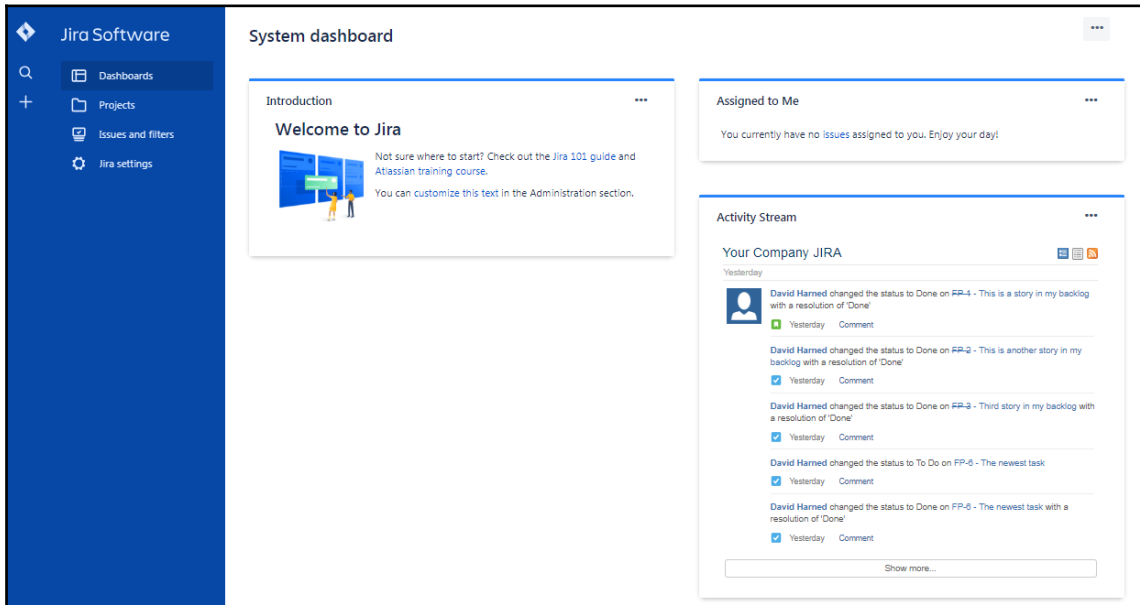
Kanban board

Release ▾ ⋮

Quick filters ▾ Assignee ▾

TO DO 5	IN PROGRESS 0	DONE 3
<p>FP-5 The newest story</p> <p>This is my subtask <input type="checkbox"/> ↑ ⋮ FP-8</p> <p>The newest bug <input type="checkbox"/> ↑ ⋮ FP-7</p> <p>The newest task <input checked="" type="checkbox"/> ↑ ⋮ FP-6</p> <p>The newest story <input type="checkbox"/> ↑ ⋮ FP-5</p> <p>This is a summary <input type="checkbox"/> ↑ ⋮ FP-4</p>		<p>Third story in my backlog <input checked="" type="checkbox"/> ↑ FP-3</p> <p>This is another story in my backlog <input checked="" type="checkbox"/> ↑ FP-2</p> <p>This is a story in my backlog <input type="checkbox"/> ↑ ⋮ FP-1</p>

Chapter 6: Dashboards and Widgets



Create dashboard

Name*

My Great Dashboard

Description

All the good things.

Start from

Blank dashboard

Blank dashboard

System dashboard

... applied to the new dashboard.

... a dashboard with no gadgets.

Favorite



Shared with



Not shared

Group

site-admins

+ Add

Shared with everyone in the 'site-admins' group

Create

Cancel

My Great Dashboard

Add gadget

Edit layout



Drag your gadgets here or [add a new gadget](#).



Drag your gadgets here or [add a new gadget](#).

Edit layout

Choose dashboard layout



Close

Add a gadget

CATEGORIES

All

33

Charts

12

JIRA

32

Wallboard

7



Activity Stream

By Atlassian • Local

Add gadget

Lists recent activity in a single project, or in all projects.

[Show XML link](#)



Agile Wallboard Gadget

By Atlassian • Local

Add gadget

Displays a board as a Wallboard gadget

[Show XML link](#)



Assigned to Me

By Atlassian • Local

Add gadget

Displays all unresolved issues assigned to me

[Show XML link](#)



Average Age Chart

By Atlassian • Local

Add gadget

Displays the average number of days issues have been unresolved.

[Show XML link](#)



Average Number of Times in Status

By Atlassian • Local

Add gadget

Displays the average number of times issues have been in a status.

[Show XML link](#)



Average Time in Status

By Atlassian • Local

Add gadget

Displays the average number of days issues have spent in status.

[Close](#)

Add a gadget

CATEGORIES

All	10
Charts	8
JIRA	10
Wallboard	0



Created vs. Resolved Chart

By Atlassian • Local

Add gadget

Displays created issues vs. resolved issues for a project or saved filter.

[Show XML link](#)

JQL Issues	372
JQL Unresolved Issues	6
Test current user	8L
Create Filter	
Manage Filters	

Favorite Filters

By Atlassian • Local

Add gadget

Lists favorite filters for the current user.

[Show XML link](#)

A screenshot of a table showing filter results. The table has columns for 'Filter Name', 'Created', 'Modified', and 'Status'. It lists several filters with their respective details.

Filter Results

By Atlassian • Local

Add gadget

Shows the issues/results for a saved filter.

[Show XML link](#)



Heat Map

By Atlassian • Local

Add gadget

Displays the matching issues for a project or filter as a heat map.

[Show XML link](#)



Pie Chart

By Atlassian • Local

Add gadget

Displays the matching issues for a project or filter as a pie chart.

[Show XML link](#)



Resolution Time

By Atlassian • Local

Add gadget

Displays a bar graph of elapsed time to resolve issues for a project or filter.

[Close](#)

Add a gadget

CATEGORIES

- All 2
- Charts 2
- JIRA 2
- Wallboard 0



Pie Chart

By Atlassian • Local

Displays the matching issues for a project or filter as a pie chart.

[Show XML link](#)

Add gadget



Workload Pie Chart

By Atlassian • Local

Displays the matching issues for a project or filter as a pie chart.

[Show XML link](#)

Add gadget

Close

Add a gadget

CATEGORIES

- All 1
- Charts 0
- JIRA 1
- Wallboard 0

Issue Type	OPEN
Bug	1407
Task	350

Two Dimensional Filter Statistics

By Atlassian • Local

Display statistics of issues returned from specified filter

[Show XML link](#)

Add gadget

Close

Two Dimensional Filter Statistics



Saved Filter*

First and Second Project ▼

[Advanced Search](#)

XAxis*

Status ▼

YAxis*

Assignee ▼

Sort By*

Natural ▼

Sort by row total or natural field order.

Sort Direction*

Ascending ▼

Number of Results*

5

Number of results to display.

Auto refresh

Update every 15 minutes

Save

Cancel

My Great Dashboard

Two Dimensional Filter Statistics: Filter for FP board



Status	None	FP1 Sprint 1	Ready	T:
<input type="checkbox"/> TO DO	5	0	0	5
<input checked="" type="checkbox"/> DONE	0	2	1	3
Total Unique Issues:	5	2	1	8

Grouped by: Sprint

Showing 2 of 2 statistics.

Pie Chart



Project or Saved Filter:*

First Project

Project or saved filter to use as the basis for the graph.

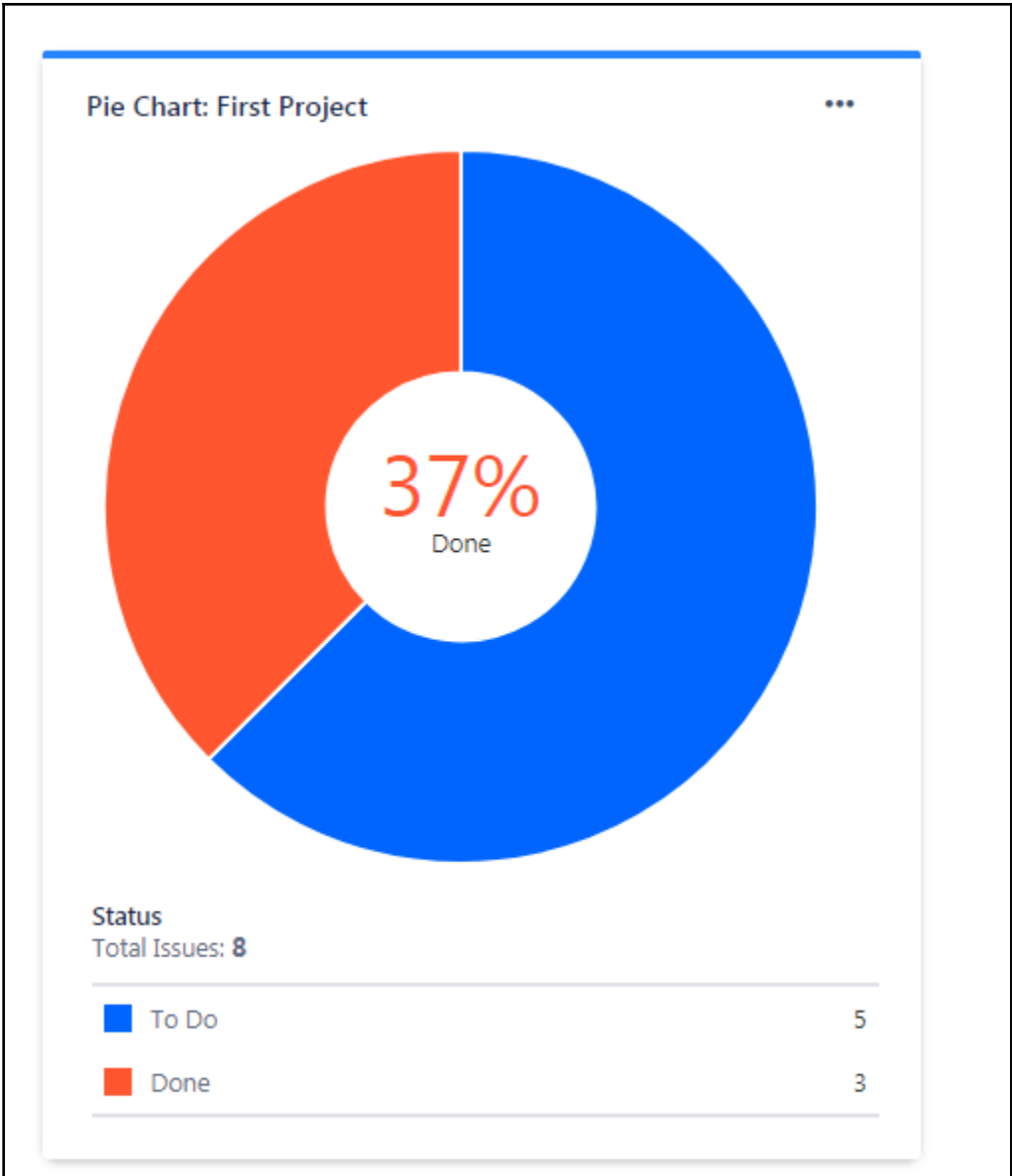
Advanced Search

Statistic Type:*

Select which type of statistic to display for this filter.

Auto refresh

Update every 15 minutes







Filter Results ⋮

Saved Filter:
First Project Open Sprint Work I... ▾

Advanced Search

Number of Results:
10
Number of results to display (maximum of 50).

Columns to display

<input type="checkbox"/>	Issue Type	
<input type="checkbox"/>	Key	
<input type="checkbox"/>	Summary	
<input type="checkbox"/>	Priority	

Drag-drop to reorder the fields.

Add fields to the list above by selecting them.

Auto refresh
 Update every 15 minutes

Save

Filter Results: Filter for SP board				...
T	Key	Summary	P	
	SP-6	Really important story 5	↑	
	SP-7	Really important story 8	↑	
	SP-9	Really important story 7	↑	
	SP-1	Test Story	↑	
	SP-8	Really important story 6	↑	
	SP-2	Really important story 1	↑	
	SP-5	Really important story 4	↑	
	SP-3	Really important story 2	↑	
	SP-4	Really important story 3	↑	
	SP-10	Really important story 9	↑	

1-10 of 11 1 2 >

My Great Dashboard

Add gadget Edit layout ⋮

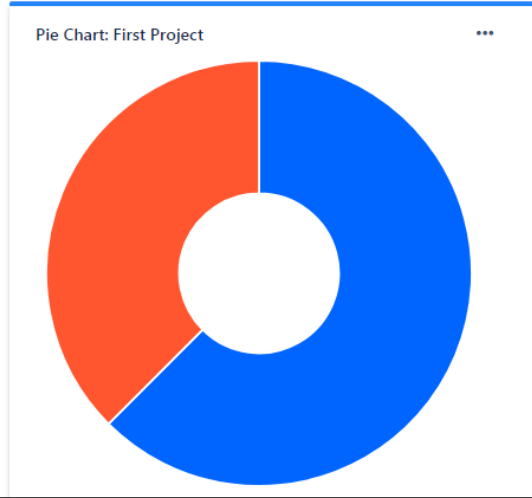
Two Dimensional Filter Statistics: Filter for FP board ⋮

Status	None	FP1 Sprint 1	Ready	T:
TO DO	5	0	0	5
DONE	0	2	1	3
Total Unique Issues:	5	2	1	8

Grouped by: Sprint Showing 2 of 2 statistics.

Drag your gadget.

- Copy dashboard
- Edit dashboard
- Share dashboard
- Delete dashboard
- Find dashboard
- Create dashboard
- View as wallboard
- Set up wallboard slideshow



Edit and share dashboard

Name*

My Great Dashboard

Description

All the good things.

Favorite



Shares



Not shared

Group



site-admins



+ Add

Shared with everyone in the 'site-admins' group

Update

Cancel