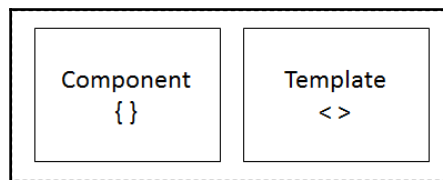
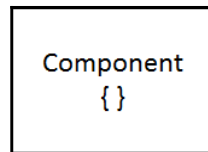
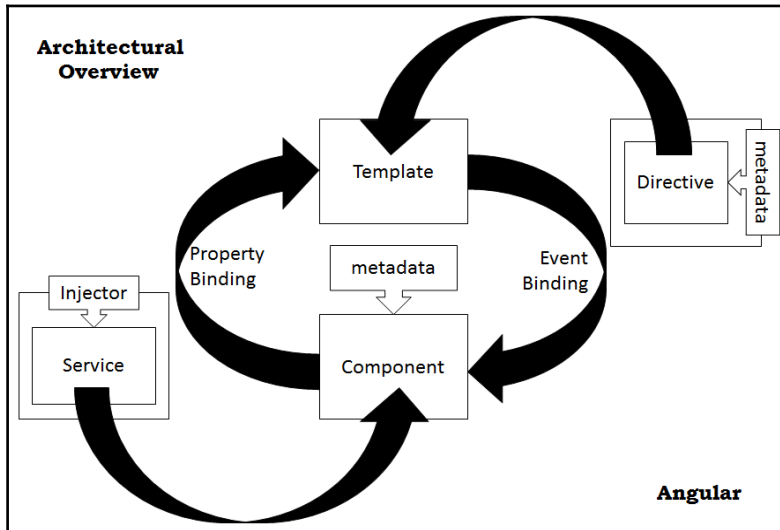
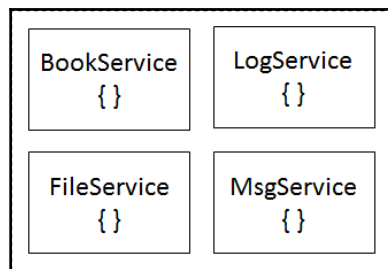

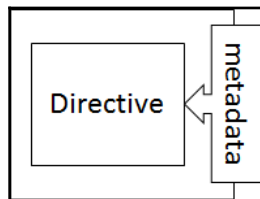
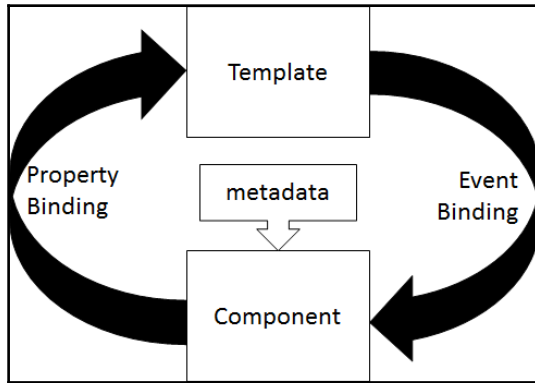
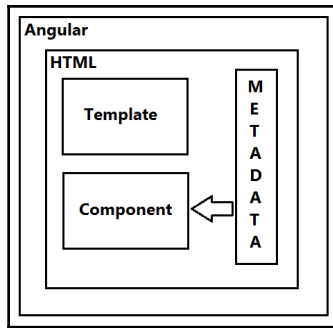
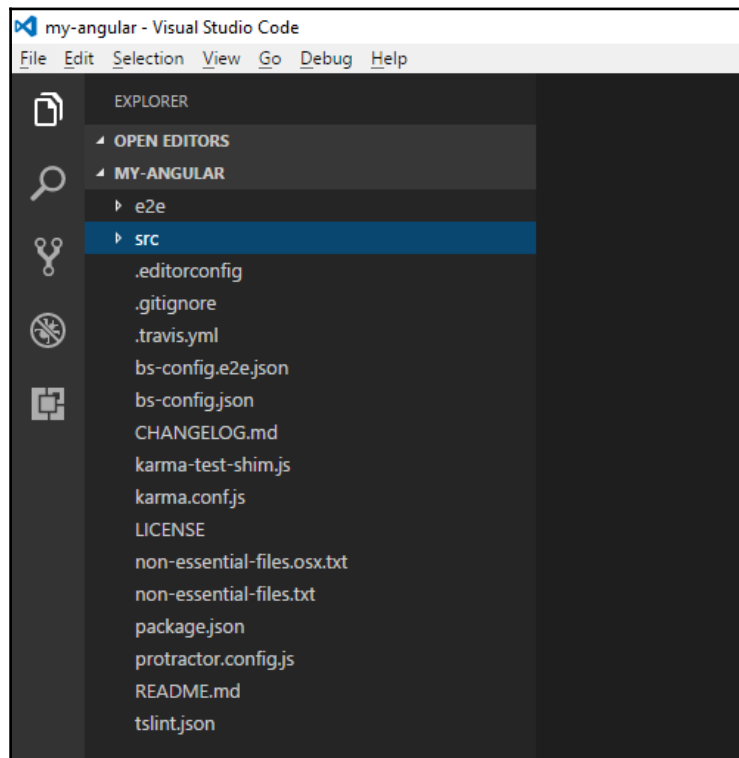
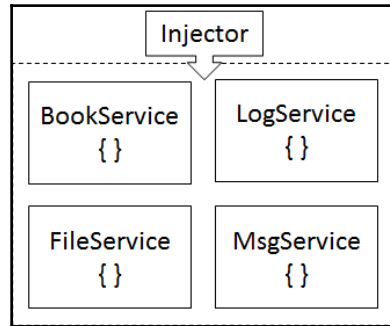
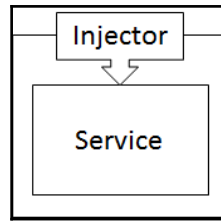


Chapter 1: Architectural Overview and Building a Simple App in Angular

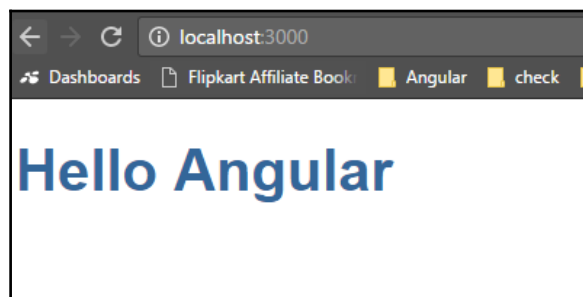






```
Node.js command prompt
E:\Packt\Chapter 01\my-angular>npm install
```

```
node_modules
├─ .bin
├─ @angular
├─ @types
├─ abbrev
├─ accepts
├─ acorn
├─ acorn-jsx
├─ acorn-object-spread
├─ adm-zip
├─ after
├─ agent-base
├─ angular-in-memory-web-api
├─ ansi-regex
├─ ansi-styles
├─ anymatch
├─ arr-diff
├─ arr-flatten
├─ array-slice
├─ array-union
├─ array-uniq
├─ array-unique
└─ arraybuffer.slice
```



Chapter 3: Using Angular CLI to Generate Angular Apps with Best Practices

```
├─ e2e
  ├── app.e2e-spec.ts
  ├── app.po.ts
  └── tsconfig.json
├─ node_modules
├─ src
  └─ app
    └─ shared
      ├── app-routing.module.ts
      ├── app.component.css
      ├── app.component.html
      ├── app.component.ts
      ├── app.component.spec.ts
      ├── app.module.ts
      └── index.ts
├─ assets
  ├── .gitkeep
  └── .npmignore
├─ environments
  ├── environment.ts
  └── environment.prod.ts
├─ favicon.ico
├─ index.html
├─ main.ts
├─ polyfills.ts
├─ styles.css
├─ test.ts
├─ tsconfig.json
├─ typings.d.ts
├─ .editorconfig
├─ .gitignore
├─ angular-cli.json
├─ karma.conf.js
├─ package.json
├─ protractor.conf.js
├─ README.md
└─ tslint.json
```



```
Node.js command prompt
E:\Explore\packt\BookList>ng generate component booklist
installing component
  create src\app\booklist\booklist.component.css
  create src\app\booklist\booklist.component.html
  create src\app\booklist\booklist.component.spec.ts
  create src\app\booklist\booklist.component.ts
E:\Explore\packt\BookList>
```

```
Select Node.js command prompt
E:\Explore\packt\BookList>ng g service booklist
installing service
  create src\app\booklist.service.spec.ts
  create src\app\booklist.service.ts
  WARNING Service is generated but not provided, it must be provided to be used
E:\Explore\packt\BookList>
```

```
Node.js command prompt

E:\Explore\packt\BookList>ng generate directive book
installing directive
  create src\app\book.directive.spec.ts
  create src\app\book.directive.ts
```

```
Node.js command prompt

E:\Explore\packt\BookList>ng generate pipe bookfilter
installing pipe
  create src\app\bookfilter.pipe.spec.ts
  create src\app\bookfilter.pipe.ts

E:\Explore\packt\BookList>
```

Chapter 4: Working with Components

Mastering Angular - Chapter 4, Example 1

This is a minimal example for an Angular component with an element tag selector.

A child component could go here

Another child component could go here

Mastering Angular - Chapter 4, Example 3

These are the lifecycle events for the parent component:

Parent component initial lifecycle events:

[22:59:09]-ngOnInit, [22:59:09]-ngDoCheck, [22:59:09]-ngAfterContentInit, [22:59:09]-ngAfterContentChecked, [22:59:09]-ngDoCheck, [22:59:09]-ngAfterContentChecked

Parent component continuous lifecycle events:

[22:59:20]-ngDoCheck, [22:59:20]-ngAfterContentChecked

These are the lifecycle events for a child component:

Child component initial lifecycle events:

[22:59:09]-ngOnInit, [22:59:09]-ngDoCheck, [22:59:09]-ngAfterContentInit, [22:59:09]-ngAfterContentChecked, [22:59:09]-ngDoCheck, [22:59:09]-ngAfterContentChecked

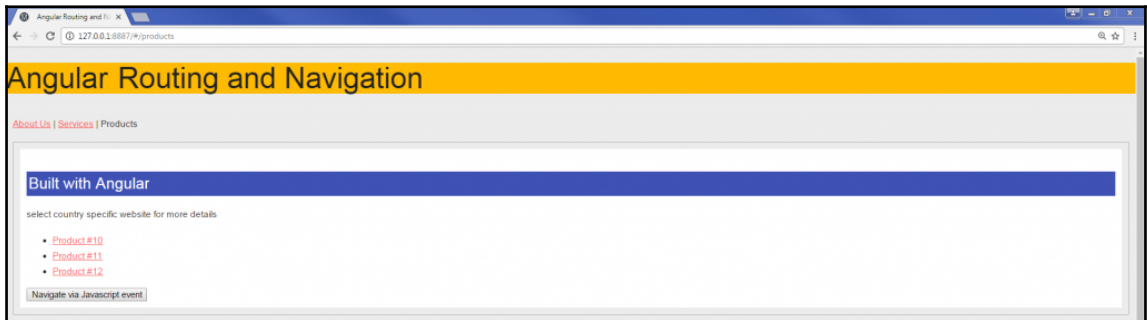
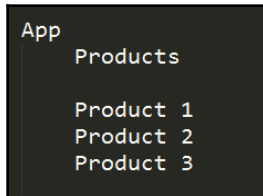
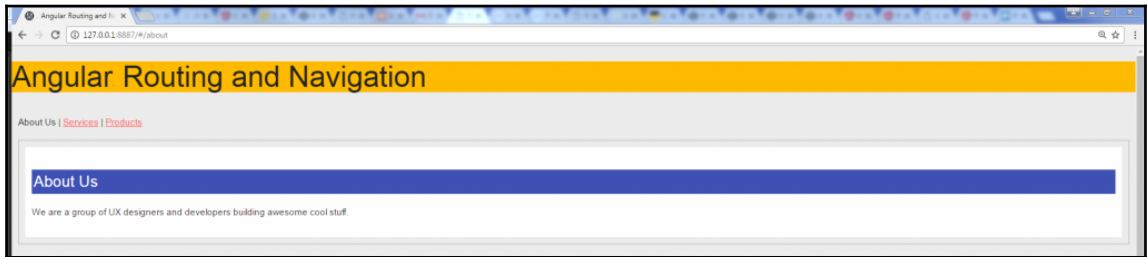
Child component continuous lifecycle events:

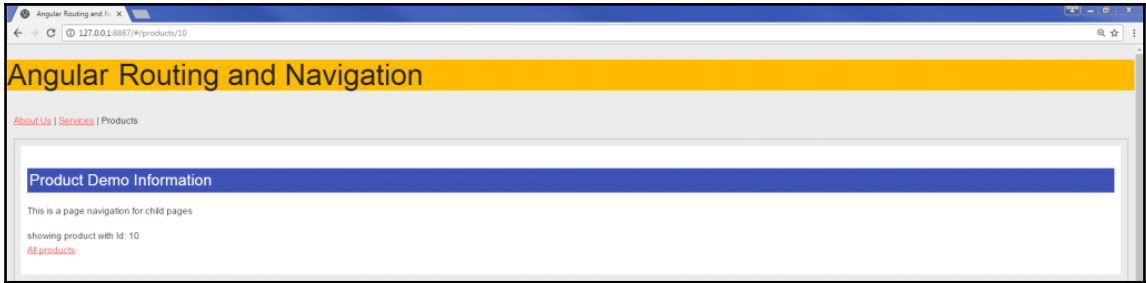
[22:59:20]-ngDoCheck, [22:59:20]-ngAfterContentChecked

Send message from child to parent

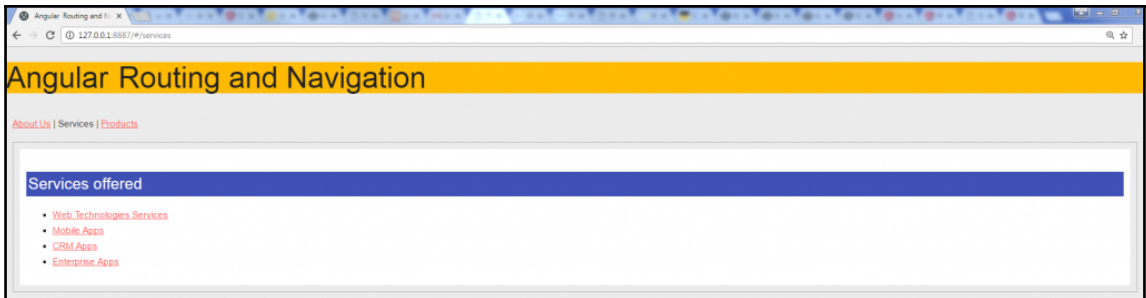
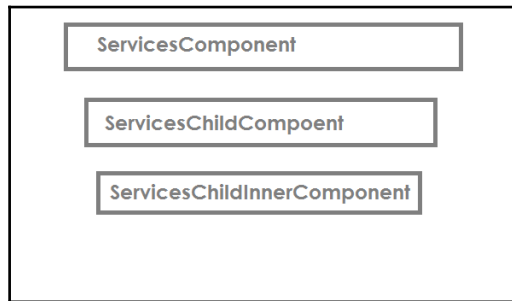
Last message from child component: **Hello from ChildComponent at: 22:59:20**

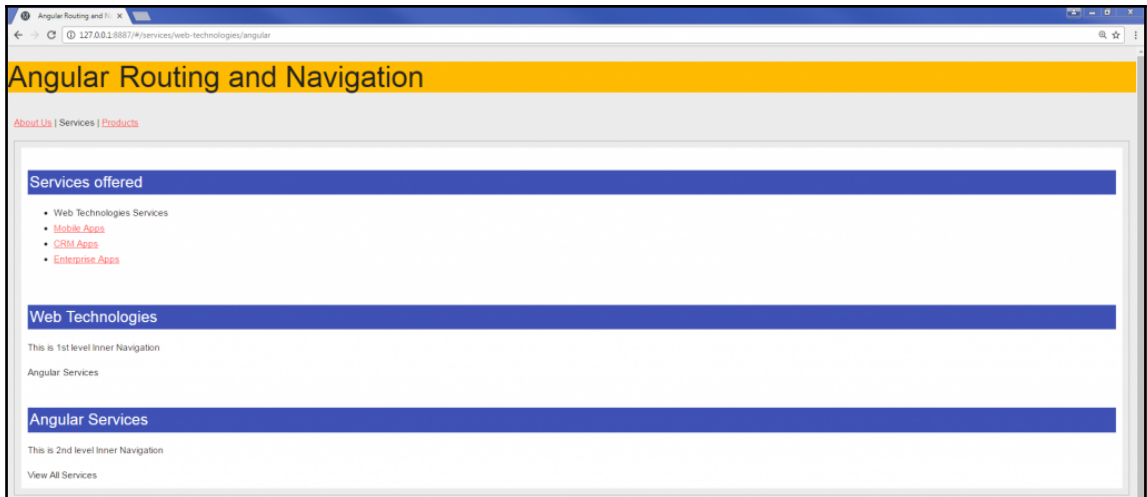
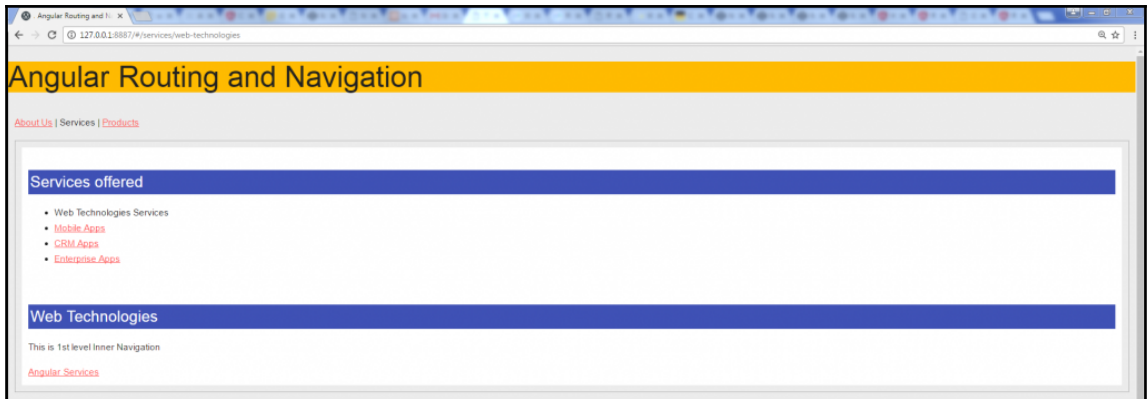
Chapter 5: Implementing Angular Routing and Navigation



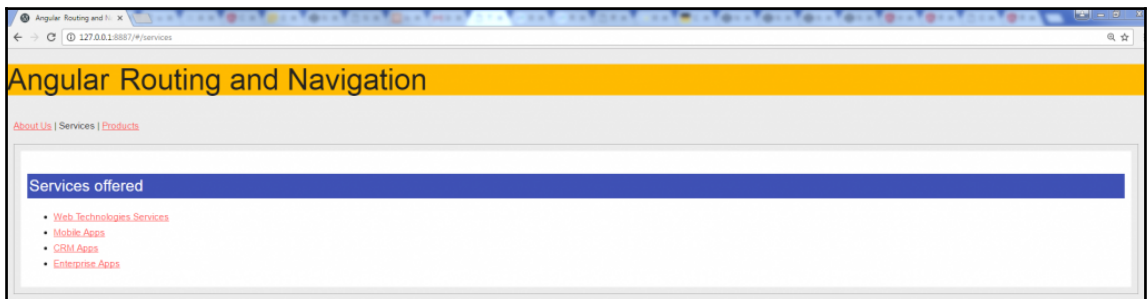
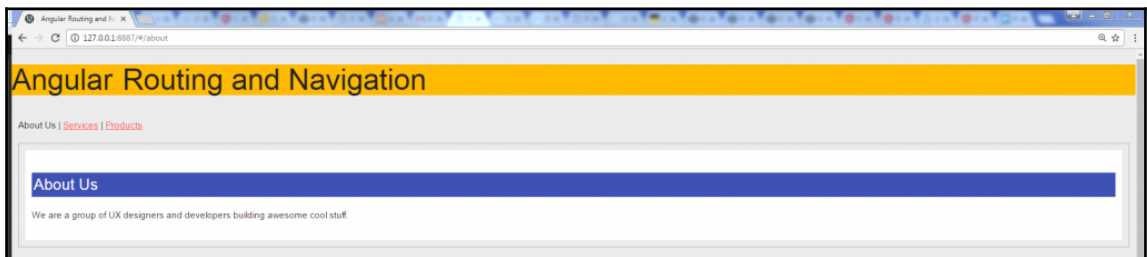


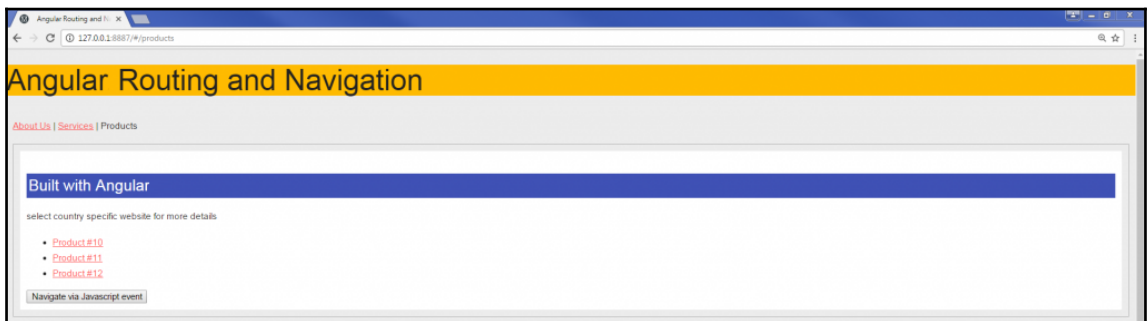
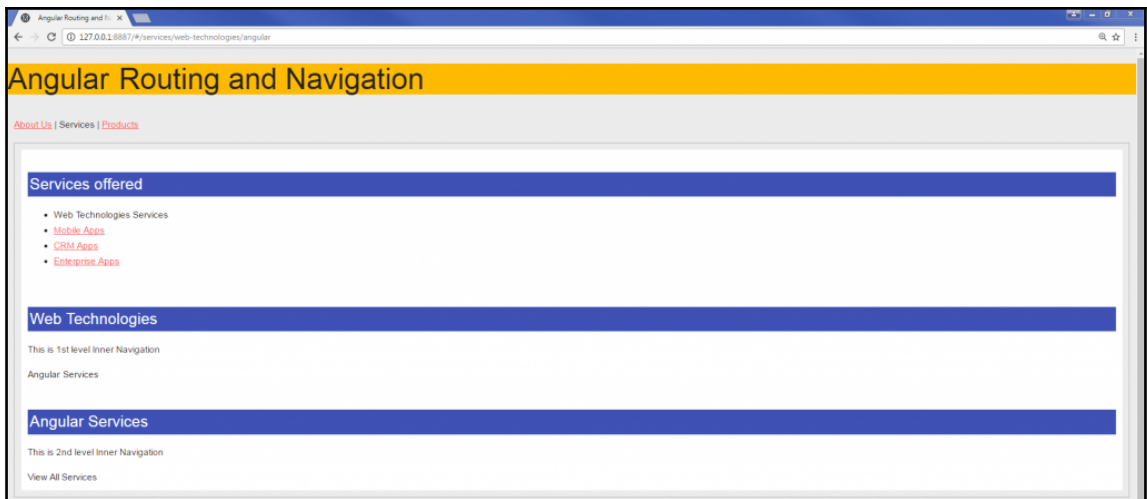
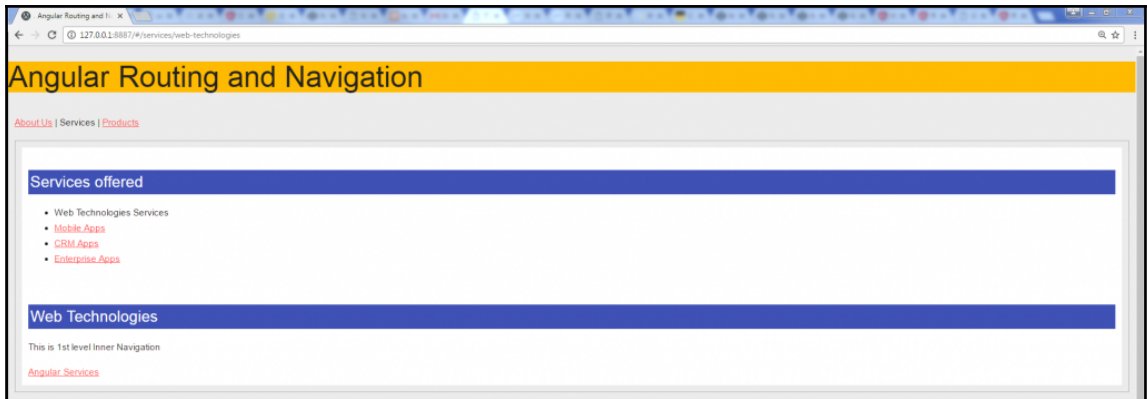
```
App
  Products
    Product 1
    Product 2
    Product 3
  Services
    Web Technologies
    Angular2 Development
```

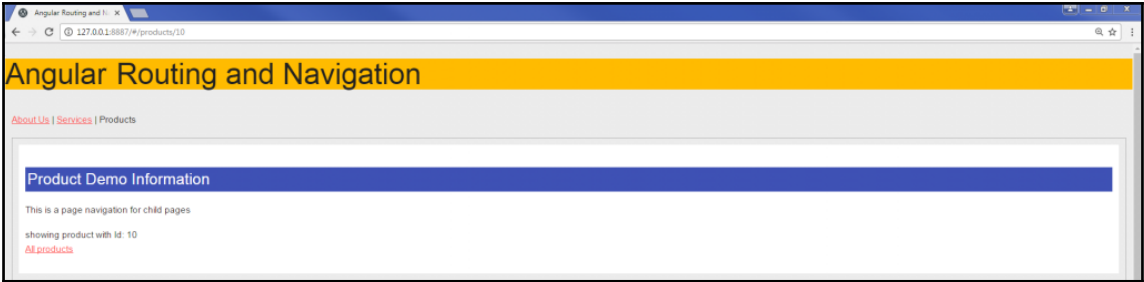




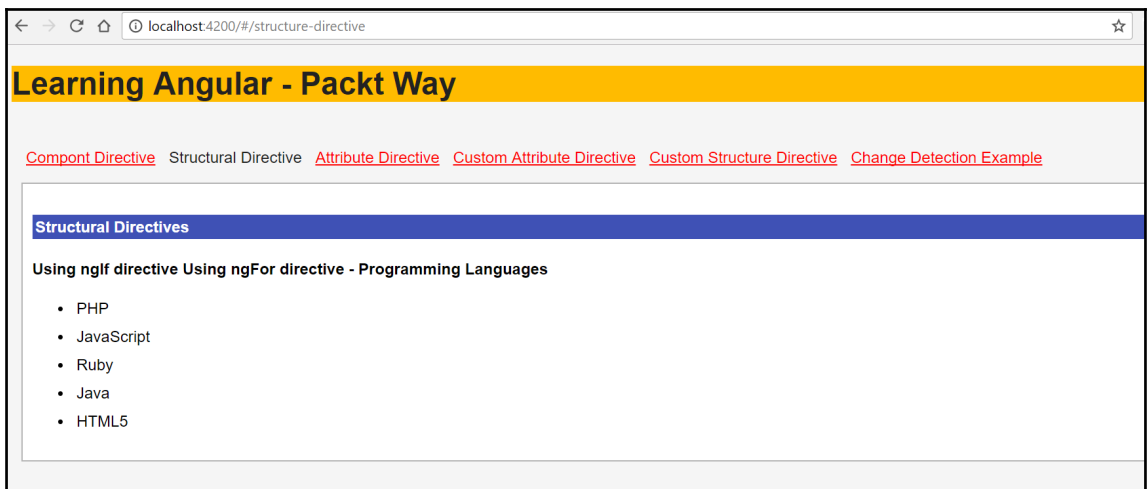
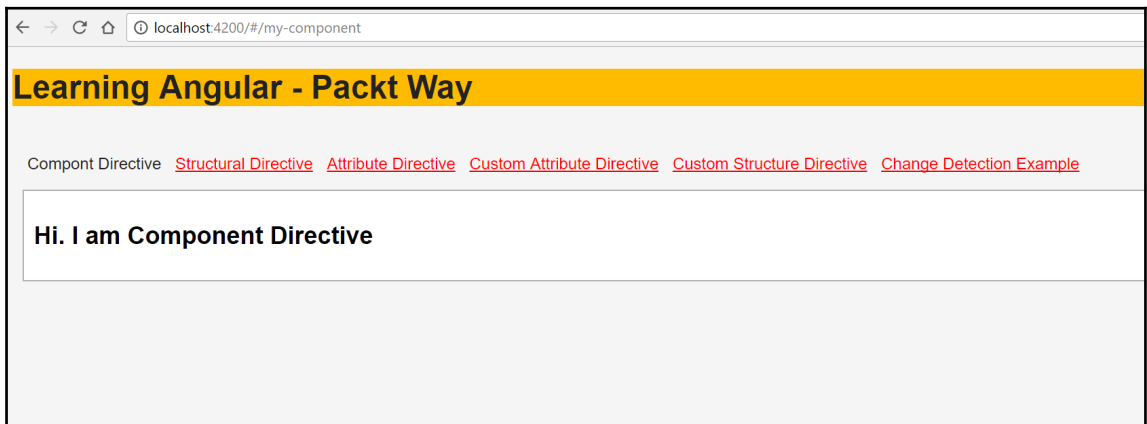
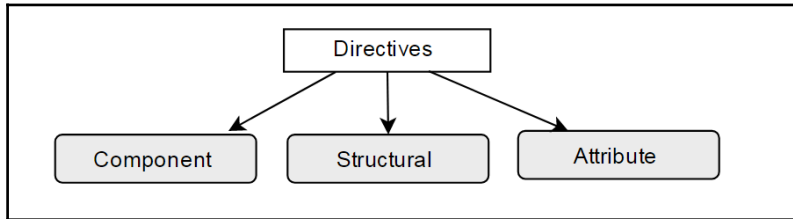
```
▼ app
  ▼ about
    about.component.ts
    about.routes.ts
  ▼ products
    products-details.component.ts
    products.component.ts
    products.routes.ts
  ▼ services
    services-child.component.ts
    services-inner-child.component.ts
    services.component.ts
    services.routes.ts
  app.component.ts
  app.module.ts
  app.routes.ts
  main.ts
  menu.component.ts
  not-found.component.ts
index.html
styles.css
systemjs.config.js
```

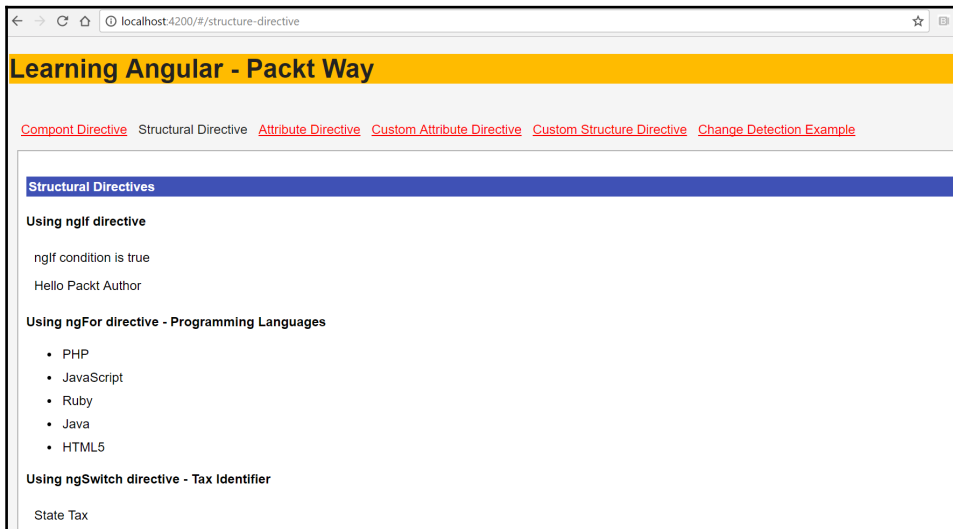
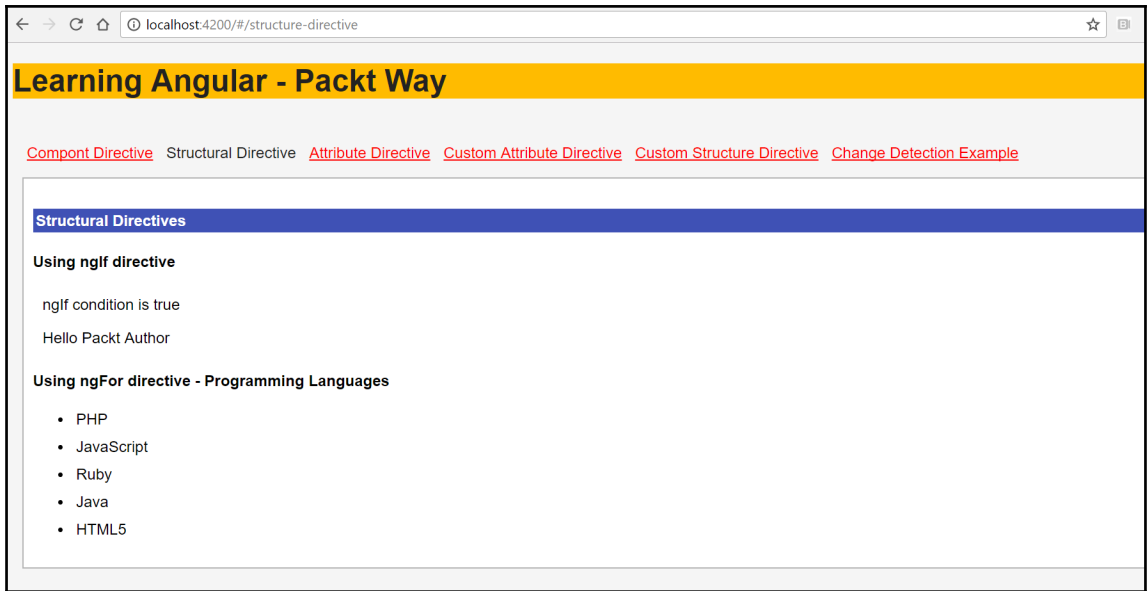


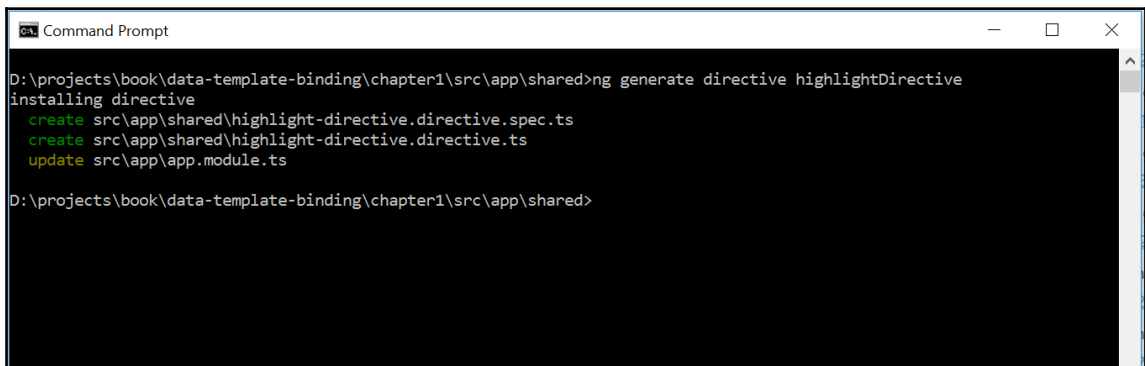
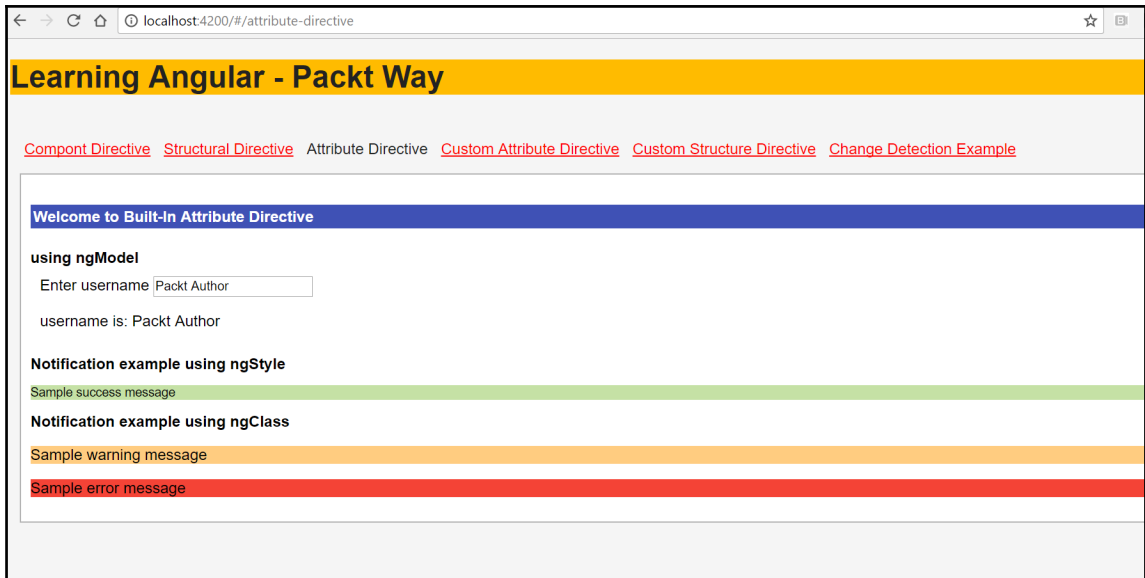


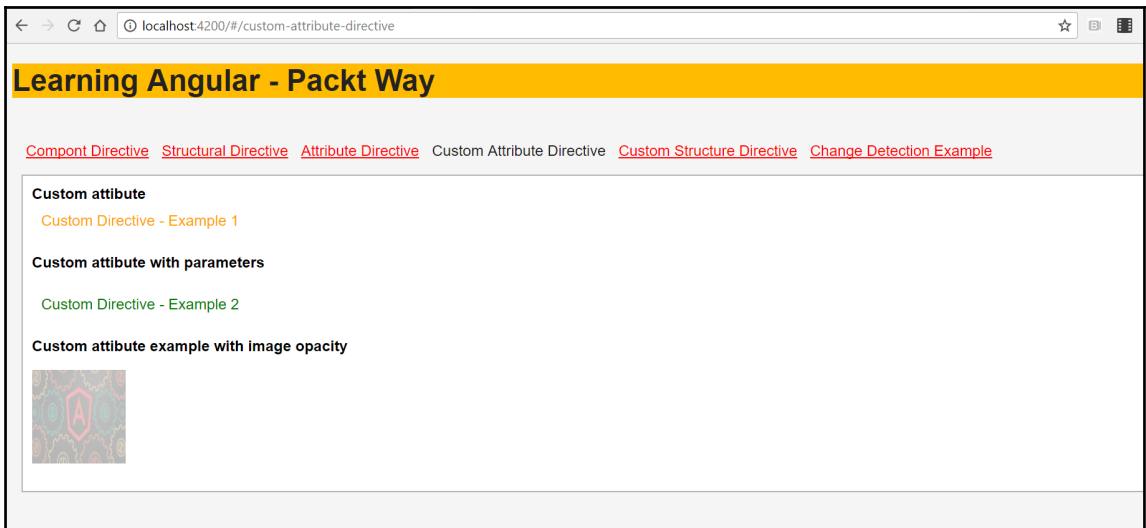
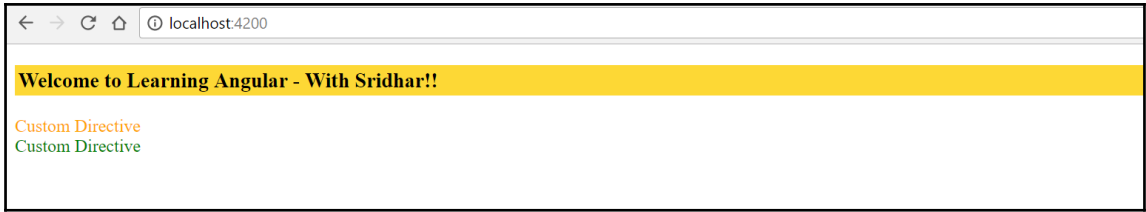


Chapter 6: Creating Directives and Implementing Change Detection





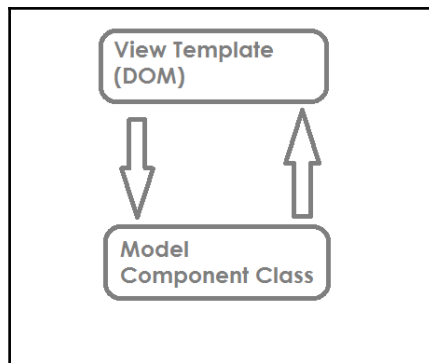
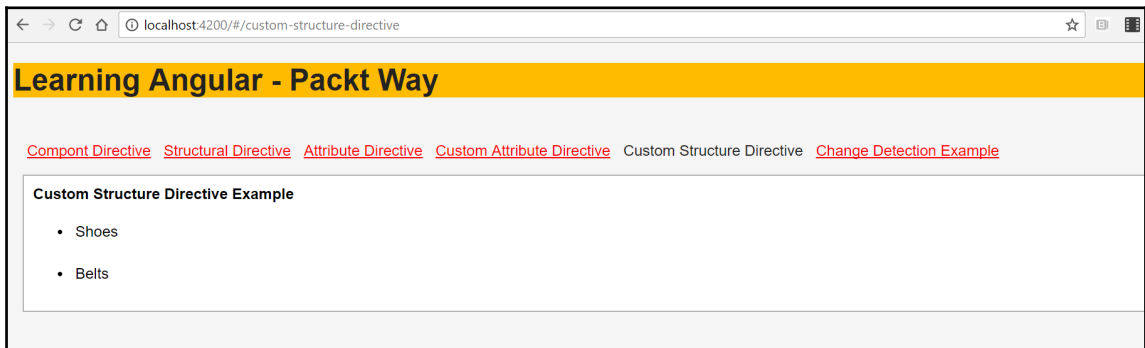




```
Command Prompt
D:\projects\book\data-template-binding\chapter1\src\app\shared>ng generate directive code-highlight
installing directive
  create src\app\shared\code-highlight.directive.spec.ts
  create src\app\shared\code-highlight.directive.ts
  update src\app\app.module.ts

D:\projects\book\data-template-binding\chapter1\src\app\shared>ng generate directive custom-structural
installing directive
  create src\app\shared\custom-structural.directive.spec.ts
  create src\app\shared\custom-structural.directive.ts
  update src\app\app.module.ts

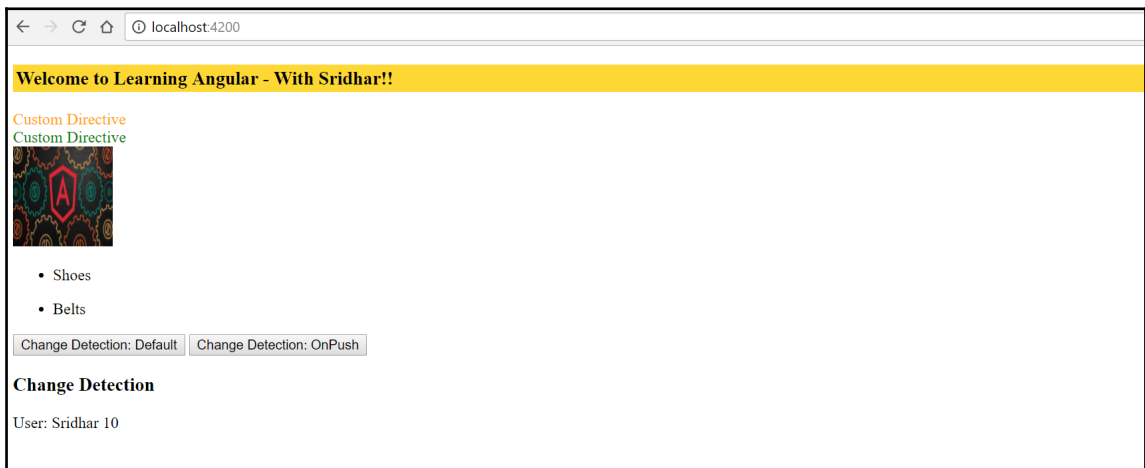
D:\projects\book\data-template-binding\chapter1\src\app\shared>
```



```
Command Prompt
create src\app\change-detect\change-detect.component.ts
update src\app\app.module.ts

D:\projects\book\data-template-binding\chapter1\src\app>ng generate component change-detect
installing component
create src\app\change-detect\change-detect.component.css
create src\app\change-detect\change-detect.component.html
create src\app\change-detect\change-detect.component.spec.ts
create src\app\change-detect\change-detect.component.ts
update src\app\app.module.ts

D:\projects\book\data-template-binding\chapter1\src\app>
```



Chapter 7: Asynchronous Programming Using Observables

angular-observable works!

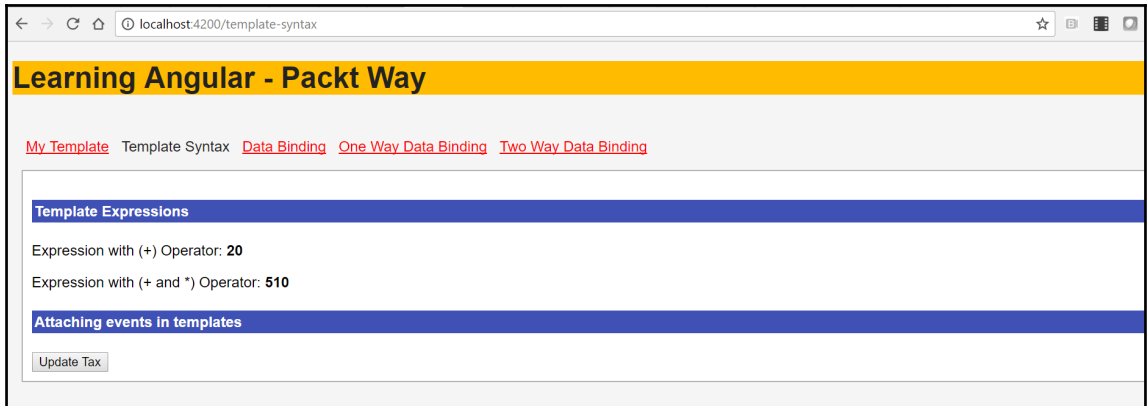
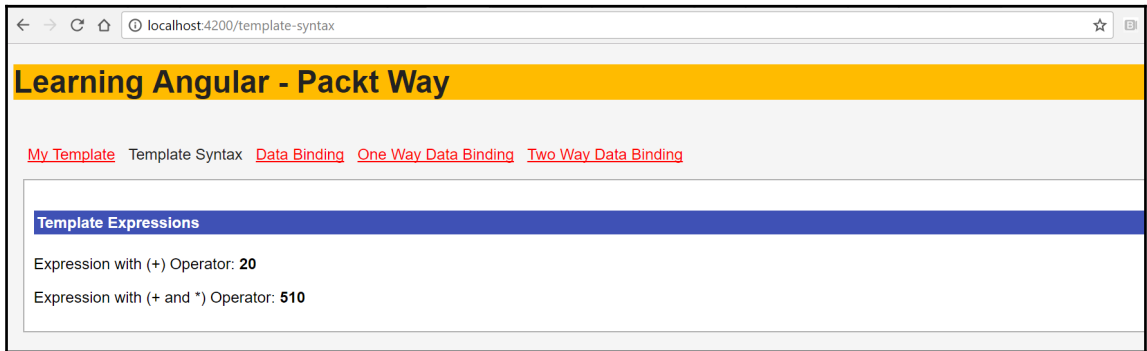
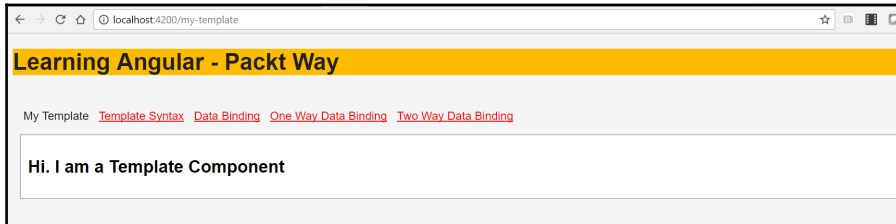
angular-observable works!

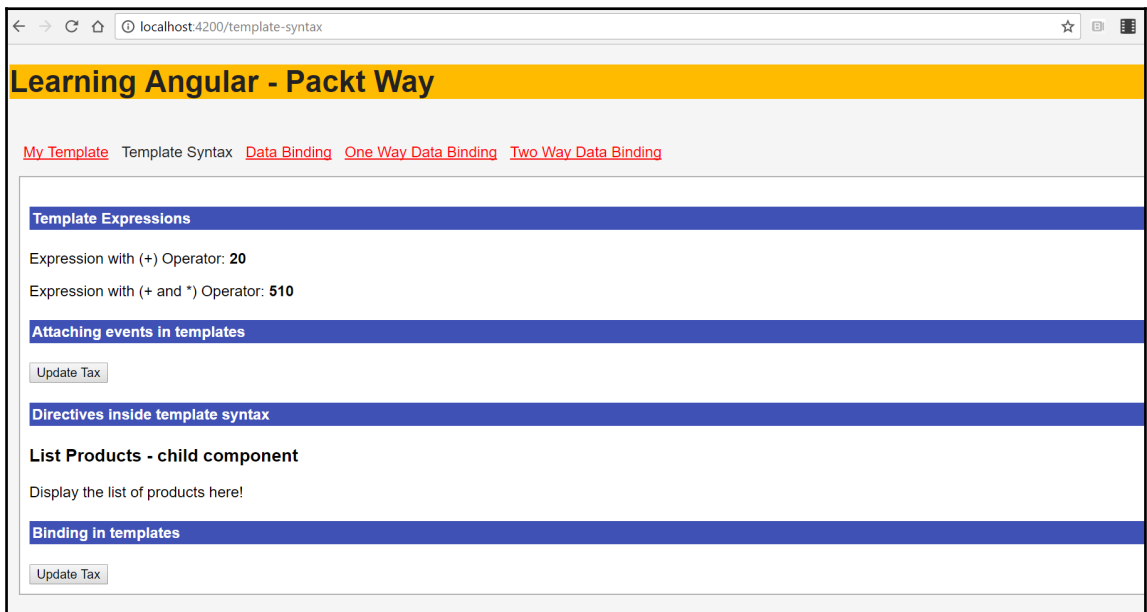
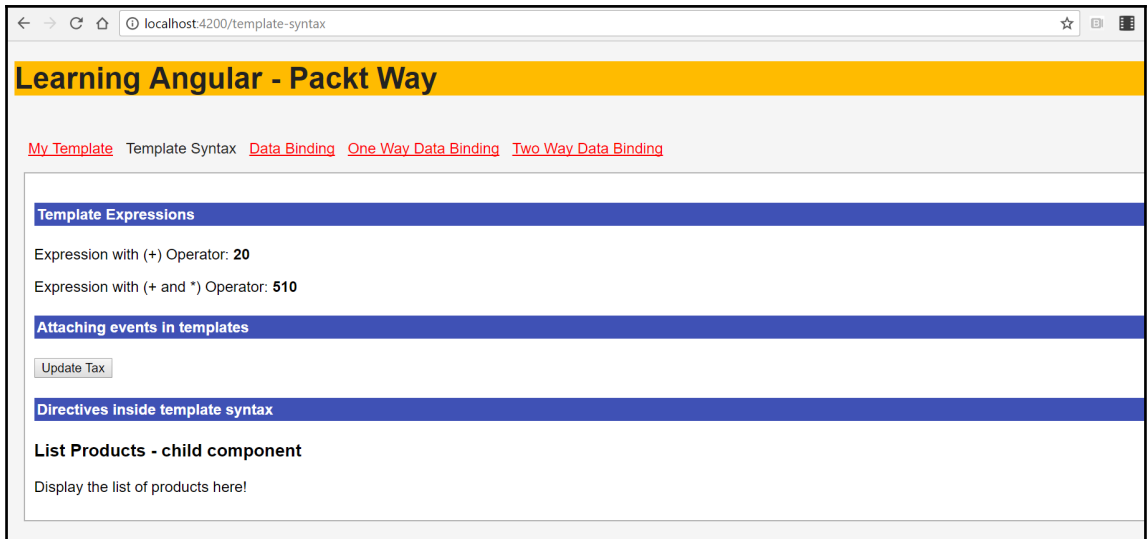
- Movie (movie_id: 1, title: Iron Man, phase: Phase One: Avengers Assembled, category_name: Action, release_year: 2015, running_time: 126, rating_name: PG-13, disc_format_name: Blu-ray, number_discs: 1, viewing_format_name: Widescreen, aspect_ratio_name: 2.35:1, status: 1, release_date: May 2, 2008, budget: 140,000,000, gross: 318,298,180, time_stamp: 2015-05-03)

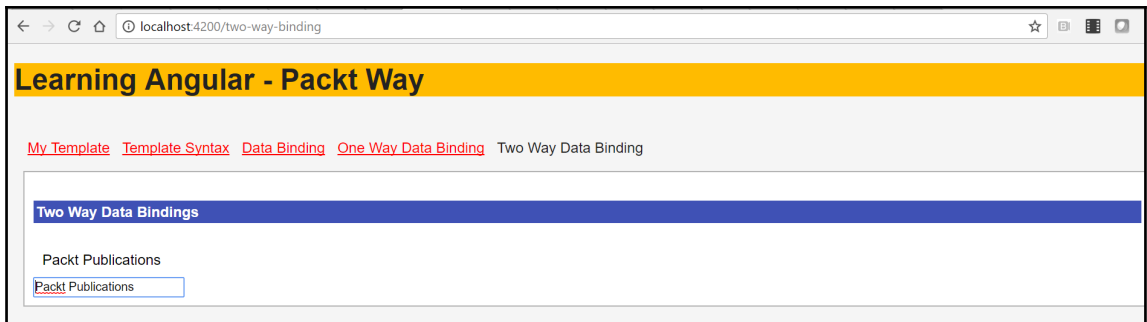
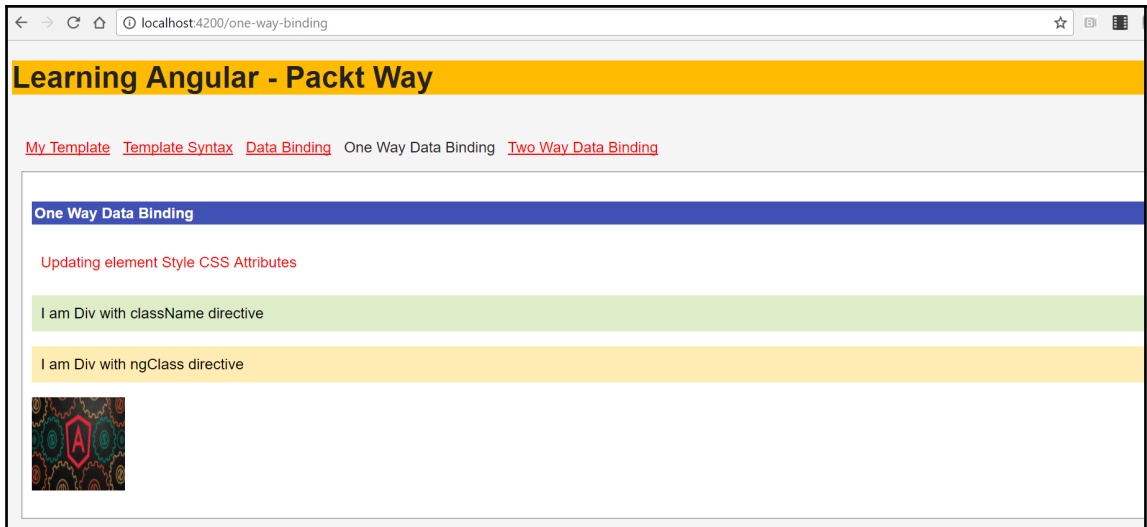
angular-observable works!

- Movie (movie_id: 1, title: Iron Man, phase: Phase One: Avengers Assembled, category_name: Action, release_year: 2015, running_time: 126, rating_name: PG-13, disc_format_name: Blu-ray, number_discs: 1, viewing_format_name: Widescreen, aspect_ratio_name: 2.35:1, status: 1, release_date: May 2, 2008, budget: 140,000,000, gross: 318,298,180, time_stamp: 2015-05-03)
- Movie (movie_id: 3, title: Iron Man 2, phase: Phase One: Avengers Assembled, category_name: Action, release_year: 2015, running_time: 124, rating_name: PG-13, disc_format_name: Blu-ray, number_discs: 1, viewing_format_name: Widescreen, aspect_ratio_name: 2.35:1, status: 1, release_date: May 7, 2010, budget: 200,000,000, gross: 312,057,433, time_stamp: 2015-05-03)
- Movie (movie_id: 7, title: Iron Man 3, phase: Phase Two, category_name: Action, release_year: 2015, running_time: 130, rating_name: PG-13, disc_format_name: Blu-ray + DVD, number_discs: 2, viewing_format_name: Widescreen, aspect_ratio_name: 2.35:1, status: 1, release_date: May 3, 2013, budget: 200,000,000, gross: 408,992,272, time_stamp: 2015-05-03)
- Movie (movie_id: 11, title: Avengers: Age of Ultron, phase: Phase Two, category_name: Science Fiction, release_year: 2015, running_time: 141, rating_name: PG-13, disc_format_name: Blu-ray, number_discs: 1, viewing_format_name: Widescreen, aspect_ratio_name: 2.35:1, status: 1, release_date: May 1, 2015, budget: 250,000,000, gross: 458,991,599, time_stamp: 2015-12-07)
- Movie (movie_id: 12, title: Ant-Man, phase: Phase Two, category_name: Science Fiction, release_year: 2015, running_time: 132, rating_name: PG-13, disc_format_name: Blu-ray, number_discs: 1, viewing_format_name: Widescreen, aspect_ratio_name: 1.85:1, status: 1, release_date: July 17, 2015, budget: 130,000,000, gross: 179,017,481, time_stamp: 2015-12-07)

Chapter 8: Template and Data Binding Syntax







Chapter 9: Advanced Forms in Angular

app works!

- Movie (movie_id: 1, title: Iron Man, phase: Phase One: Avengers Assembled, category_name: Action, release_year: 2015, running_time: 126, rating_name: PG-13, disc_format_name: Blu-ray, number_discs: 1, viewing_format_name: Widescreen, aspect_ratio_name: 2.35:1, status: 1, release_date: May 2, 2008, budget: 140,000,000, gross: 318,298,180, time_stamp: 2015-05-03)
- Movie (movie_id: 3, title: Iron Man 2, phase: Phase One: Avengers Assembled, category_name: Action, release_year: 2015, running_time: 124, rating_name: PG-13, disc_format_name: Blu-ray, number_discs: 1, viewing_format_name: Widescreen, aspect_ratio_name: 2.35:1, status: 1, release_date: May 7, 2010, budget: 200,000,000, gross: 312,057,433, time_stamp: 2015-05-03)
- Movie (movie_id: 7, title: Iron Man 3, phase: Phase Two, category_name: Action, release_year: 2015, running_time: 130, rating_name: PG-13, disc_format_name: Blu-ray + DVD, number_discs: 2, viewing_format_name: Widescreen, aspect_ratio_name: 2.35:1, status: 1, release_date: May 3, 2013, budget: 200,000,000, gross: 408,992,272, time_stamp: 2015-05-03)
- Movie (movie_id: 11, title: Avengers: Age of Ultron, phase: Phase Two, category_name: Science Fiction, release_year: 2015, running_time: 141, rating_name: PG-13, disc_format_name: Blu-ray, number_discs: 1, viewing_format_name: Widescreen, aspect_ratio_name: 2.35:1, status: 1, release_date: May 1, 2015, budget: 250,000,000, gross: 458,991,599, time_stamp: 2015-12-07)
- Movie (movie_id: 12, title: Ant-Man, phase: Phase Two, category_name: Science Fiction, release_year: 2015, running_time: 132, rating_name: PG-13, disc_format_name: Blu-ray, number_discs: 1, viewing_format_name: Widescreen, aspect_ratio_name: 1.85:1, status: 1, release_date: July 17, 2015, budget: 130,000,000, gross: 179,017,481, time_stamp: 2015-12-07)
- Movie (movie_id: 9, title: Captain America: The Winter Soldier, phase: Phase Two, category_name: Action, release_year: 2014, running_time: 136, rating_name: PG-13, disc_format_name: Blu-ray, number_discs: 1, viewing_format_name: Widescreen, aspect_ratio_name: 2.35:1, status: 1, release_date: April 4, 2014, budget: 170,000,000, gross: 259,746,958, time_stamp: 2014-09-19)
- Movie (movie_id: 10, title: Guardians of the Galaxy, phase: Phase Two, category_name: Science Fiction, release_year: 2014, running_time: 121,

The screenshot shows a web browser window with a form submission. The form fields are filled with the following values:

- movie_id: 1
- title: Iron Man
- phase: 1
- category_name: action
- release_year: 2013
- running_time: 126
- rating_name: 1
- disc_format_name: DVD
- number_discs: 2
- viewing_format_name: Widescreen
- aspect_ratio_name: 16:9
- status: 1
- release_date: 2015
- budget: 1,000,000
- gross: 11,000,000
- time_stamp: 2015-05-03

A "SUBMIT" button is visible below the form fields. Below the form, a list of movie entries is displayed, including Iron Man, Iron Man 2, Iron Man 3, Avengers: Age of Ultron, and Ant-Man. The browser's developer console shows the "Form Values" as a JSON object:

```
Form Values 1 Iron Man 1 action 2013 126 1 DVD 2 Widescreen 16:9 1 2015 1,000,000 11,000,000 2015-05-03
```

app works!

movie_id
title
phase
category_name
release_year
running_time
rating_name
disc_format_name
number_discs
viewing_format_name
aspect_ratio_name
status
release_date
budget
gross
time_stamp

- Movie (movie_id: 1, title: Iron Man, phase: Phase One: Avengers Assembled, category_name: Action, release_year: 2015, running_time: 126, rating_name: PG-13, disc_format_name: Blu-ray, number_discs: 1, viewing_format_name: Widescreen, aspect_ratio_name: 2.35:1, status: 1, release_date: May 2, 2008, budget: 140,000,000, gross: 318,298,180, time_stamp: 2015-05-03)
- Movie (movie_id: 3, title: Iron Man 2, phase: Phase One: Avengers Assembled, category_name: Action, release_year: 2015, running_time: 124, rating_name: PG-13, disc_format_name: Blu-ray, number_discs: 1, viewing_format_name: Widescreen, aspect_ratio_name: 2.35:1, status: 1, release_date: May 7, 2010, budget: 200,000,000, gross: 312,057,433, time_stamp: 2015-05-03)
- Movie (movie_id: 7, title: Iron Man 3, phase: Phase Two, category_name: Action, release_year: 2015, running_time: 130, rating_name: PG-13

Form Values 2 The Incredible Hulk Phase One: Avengers Assembled Action 2008 112 PG-13 DVD 3 Widescreen 2.35.1 13,2008 1500000 app.component.ts:40
13400000 2008-10-21
app.component.ts:79
> Movie {_movie_id: "2", _title: "The Incredible Hulk", _phase: "Phase One: Avengers Assembled", _category_name: "Action", _release_year: "2008"...}

app works!

Error

movie_id
title
phase
category_name
release_year
running_time
rating_name
disc_format_name
number_discs
viewing_format_name
aspect_ratio_name
status
release_date
budget
gross
time_stamp

app works!

Error

movie_id

title

This field is required

phase

This field is required

category_name

This field is required

release_year

This field is required

running_time

This field is required

rating_name

This field is required

app works!

Error

movie_id

title

This field is required

phase

This field is required

category_name

This field is required

release_year

This field is required

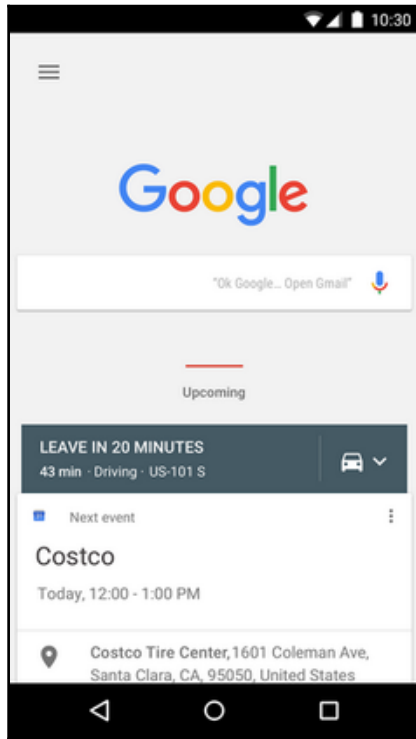
running_time

This field is required


rating_name

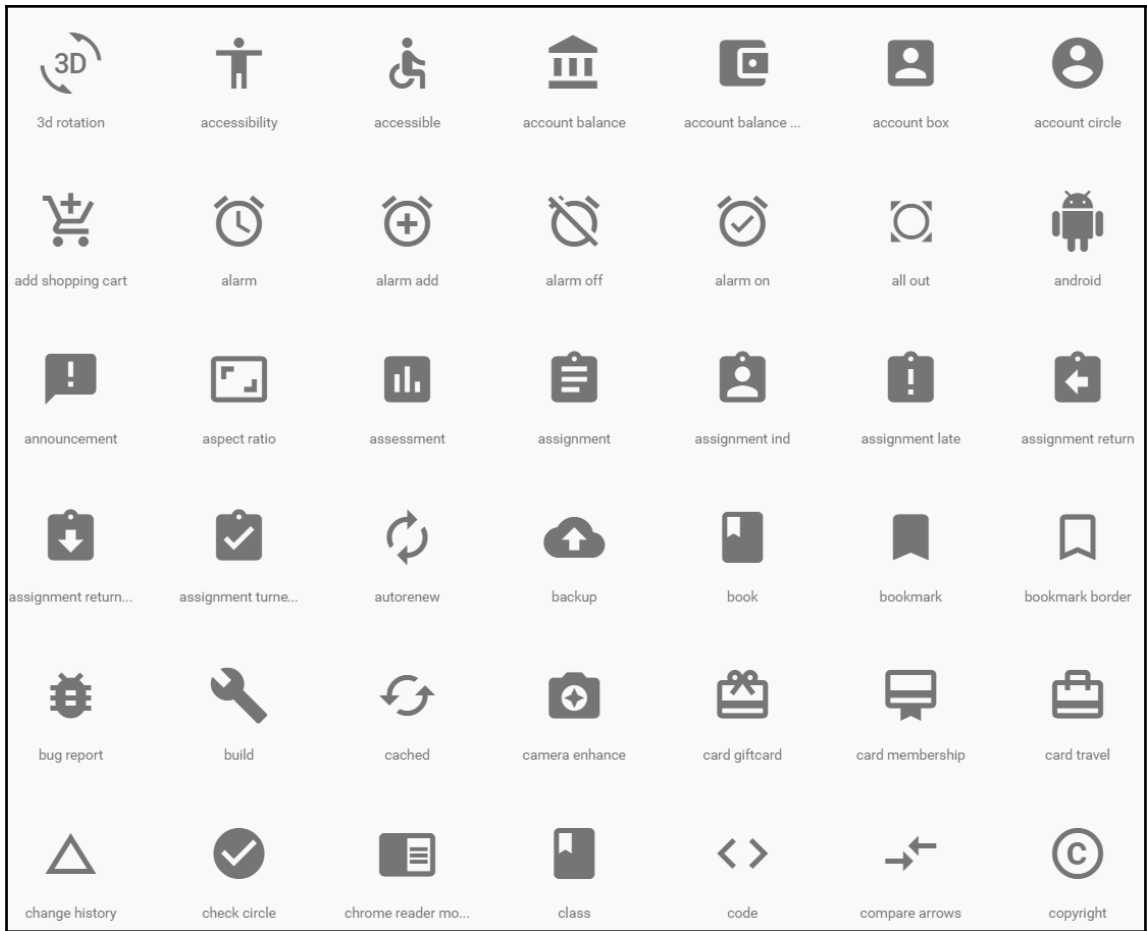
This field is required

Chapter 10: Material Design in Angular



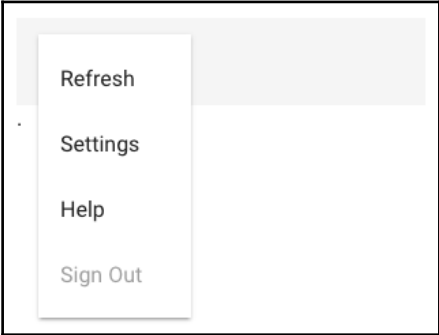
app works!



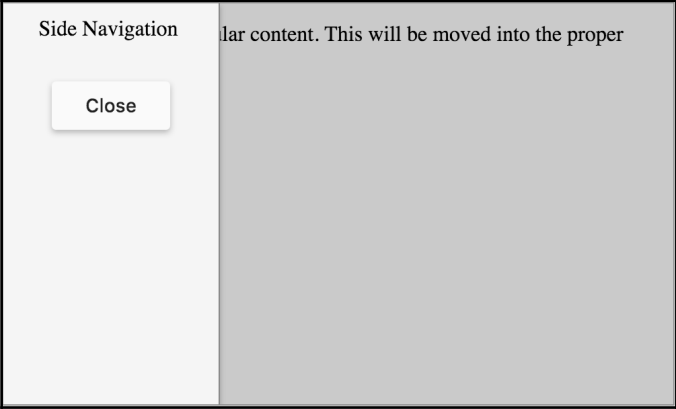
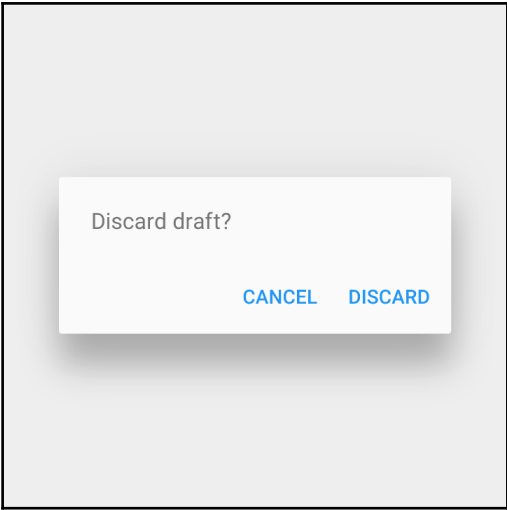


app works!

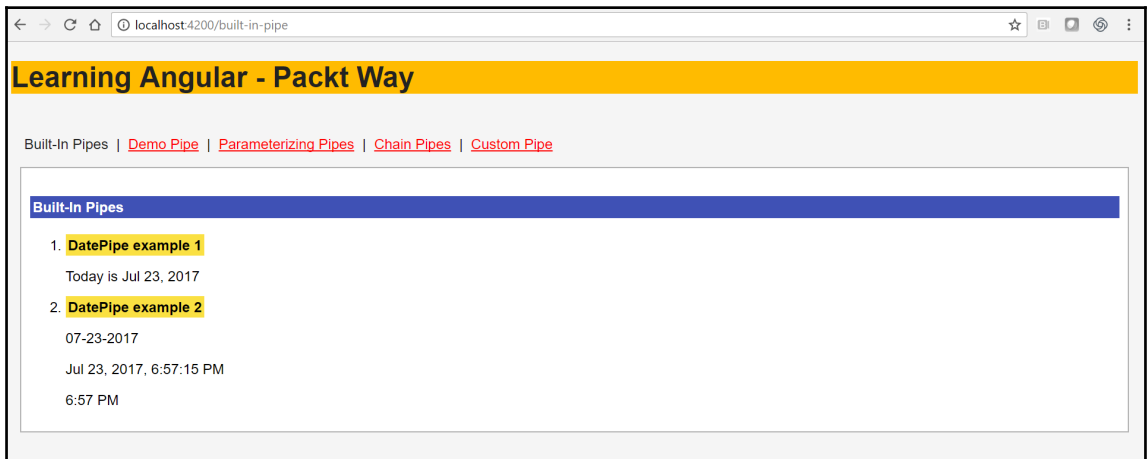
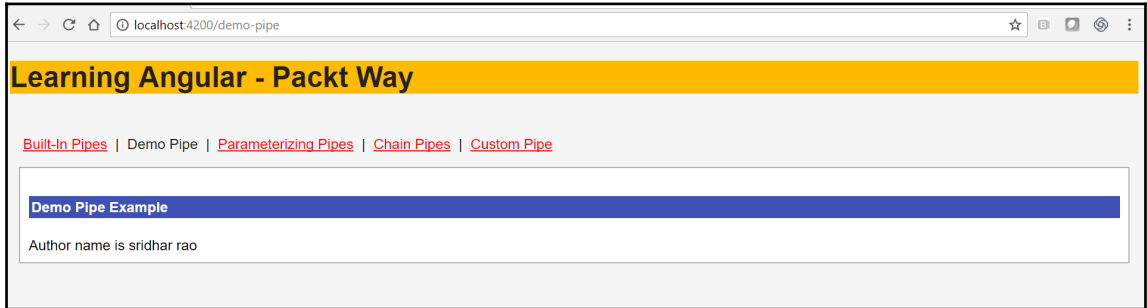


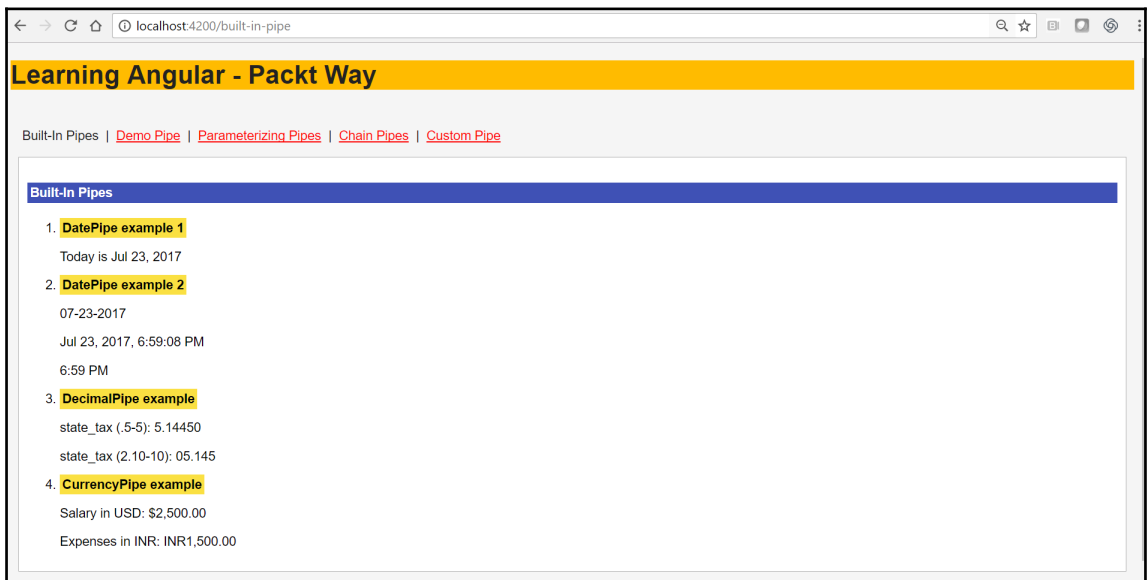
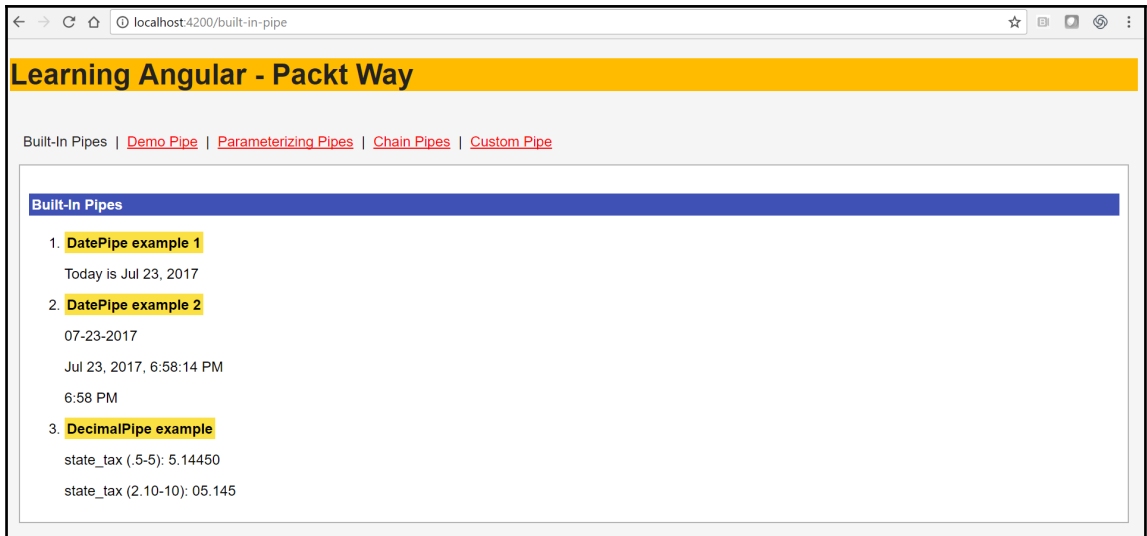


One good looking toolbar



Chapter 11: Implementing Angular Pipes





localhost:4200/built-in-pipe

Learning Angular - Packt Way

[Built-In Pipes](#) | [Demo Pipe](#) | [Parameterizing Pipes](#) | [Chain Pipes](#) | [Custom Pipe](#)

Built-In Pipes

- DatePipe example 1**
Today is Jul 23, 2017
- DatePipe example 2**
07-23-2017
Jul 23, 2017, 7:00:23 PM
7:00 PM
- DecimalPipe example**
state_tax (.5-5): 5.14450
state_tax (2.10-10): 05,145
- CurrencyPipe example**
Salary in USD: \$2,500.00
Expenses in INR: INR1,500.00
- Lowercase & Uppercase Pipe**
Author is Lowercase: **sridhar rao**
Author in Uppercase is SRIDHAR RAO

localhost:4200/built-in-pipe

Learning Angular - Packt Way

[Built-In Pipes](#) | [Demo Pipe](#) | [Parameterizing Pipes](#) | [Chain Pipes](#) | [Custom Pipe](#)

Built-In Pipes

- DatePipe example 1**
Today is Jul 23, 2017
- DatePipe example 2**
07-23-2017
Jul 23, 2017, 7:01:09 PM
7:01 PM
- DecimalPipe example**
state_tax (.5-5): 5.14450
state_tax (2.10-10): 05,145
- CurrencyPipe example**
Salary in USD: \$2,500.00
Expenses in INR: INR1,500.00
- Lowercase & Uppercase Pipe**
Author is Lowercase: **sridhar rao**
Author in Uppercase is SRIDHAR RAO
- JsonPipe example**
{
 "name": "Sridhar Rao",
 "website": "https://packtpub.com",
 "Books": "Mastering Angular2"
}

Learning Angular - Packt Way

[Built-In Pipes](#) | [Demo Pipe](#) | [Parameterizing Pipes](#) | [Chain Pipes](#) | [Custom Pipe](#)

Built-In Pipes

- DatePipe example 1**
Today is Jul 23, 2017
- DatePipe example 2**
07-23-2017
Jul 23, 2017, 7:02:54 PM
7:02 PM
- DecimalPipe example**
state_tax (5-5): 5.14450
state_tax (2.10-10): 05.145
- CurrencyPipe example**
Salary in USD: \$2,500.00
Expenses in INR: INR1,500.00
- Lowercase & Uppercase Pipe**
Author is Lowercase: sridhar rao
Author in Uppercase is SRIDHAR RAO
- JsonPipe example**

```
{
  "name": "Sridhar Rao",
  "website": "http://packtpub.com",
  "books": "Mastering Angular?"
}
```
- LowercasePipe example**
Original email Id is: test@packtpub.com
Sliced email Id is: test@

localhost:4200/param-pipe

Learning Angular - Packt Way

[Built-In Pipes](#) | [Demo Pipe](#) | [Parameterizing Pipes](#) | [Chain Pipes](#) | [Custom Pipe](#)

Parameterizing pipes

Date with parameters 07-23-2017
Salary in USD: \$1,200.00

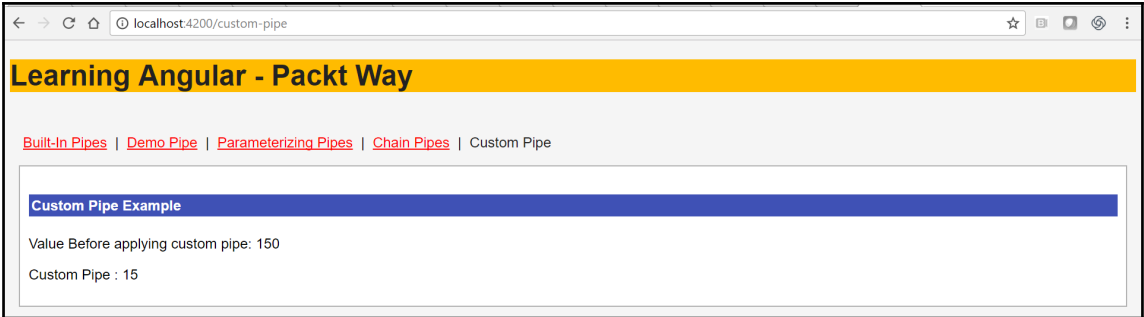
localhost:4200/chain-pipe

Learning Angular - Packt Way

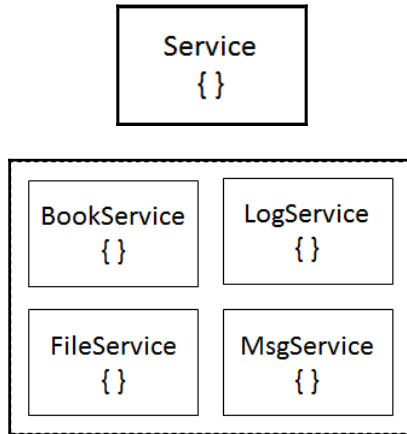
[Built-In Pipes](#) | [Demo Pipe](#) | [Parameterizing Pipes](#) | [Chain Pipes](#) | [Custom Pipe](#)

Chain Pipes

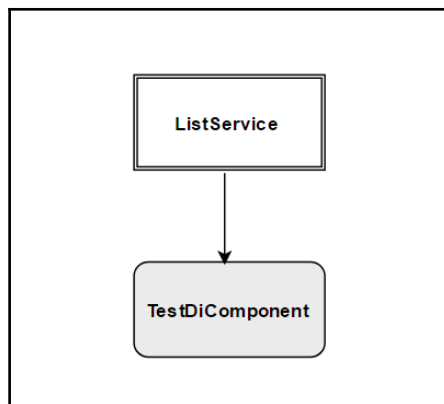
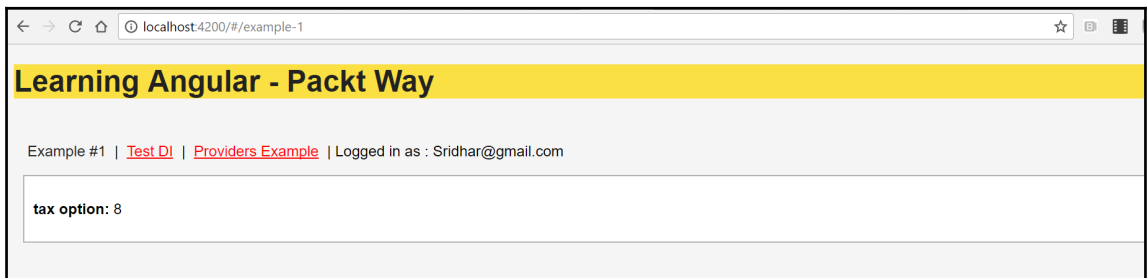
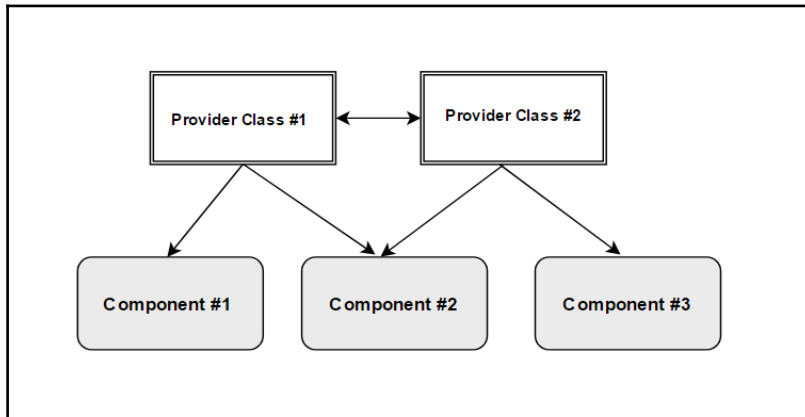
Month is JUL



Chapter 12: Implementing Angular Services

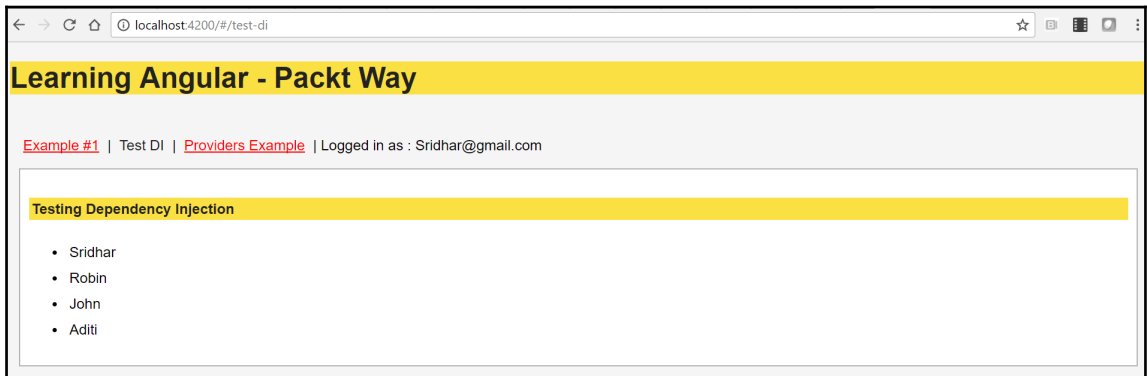


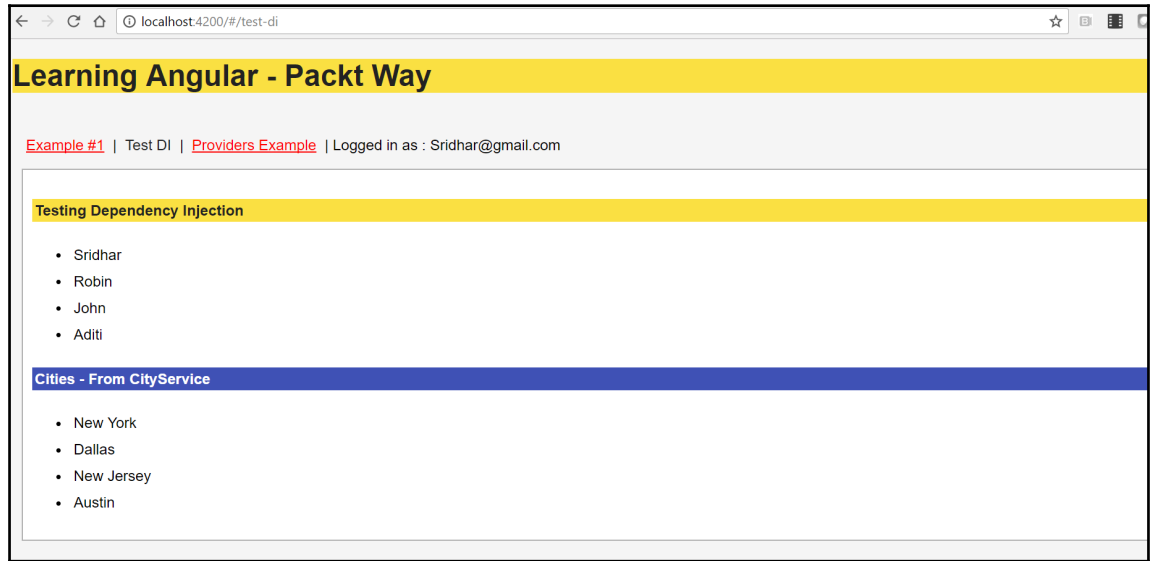
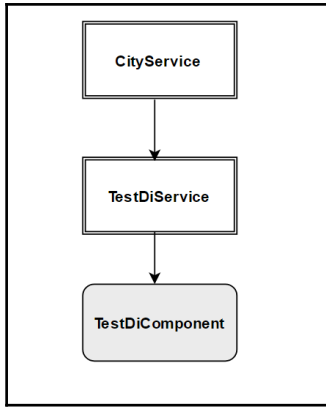
Chapter 13: Applying Dependency Injection

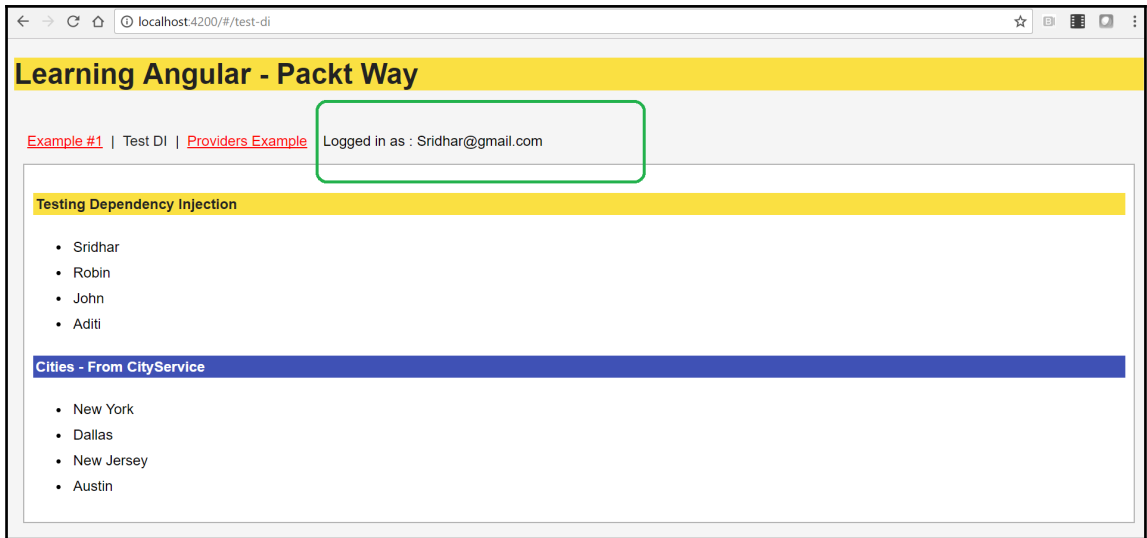


```
E2ML11514s-MacBook-Pro:src Admin$ ng g component ./test-di
installing component
  create src/app/test-di/test-di.component.css
  create src/app/test-di/test-di.component.html
  create src/app/test-di/test-di.component.spec.ts
  create src/app/test-di/test-di.component.ts
  update src/app/app.module.ts
E2ML11514s-MacBook-Pro:src Admin$
```

```
E2ML11514s-MacBook-Pro:src Admin$ ng g component ./test-di
installing component
  create src/app/test-di/test-di.component.css
  create src/app/test-di/test-di.component.html
  create src/app/test-di/test-di.component.spec.ts
  create src/app/test-di/test-di.component.ts
  update src/app/app.module.ts
E2ML11514s-MacBook-Pro:src Admin$ ng g service ./test-di
installing service
  create src/app/test-di.service.spec.ts
  create src/app/test-di.service.ts
WARNING Service is generated but not provided, it must be provided to be used
E2ML11514s-MacBook-Pro:src Admin$
```

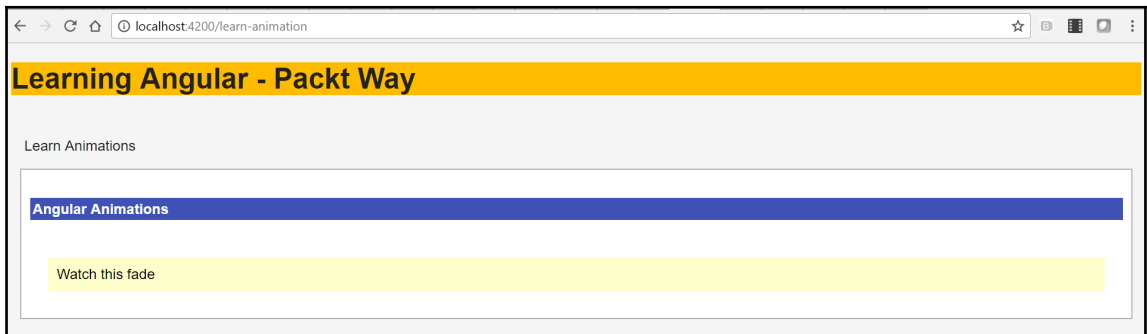






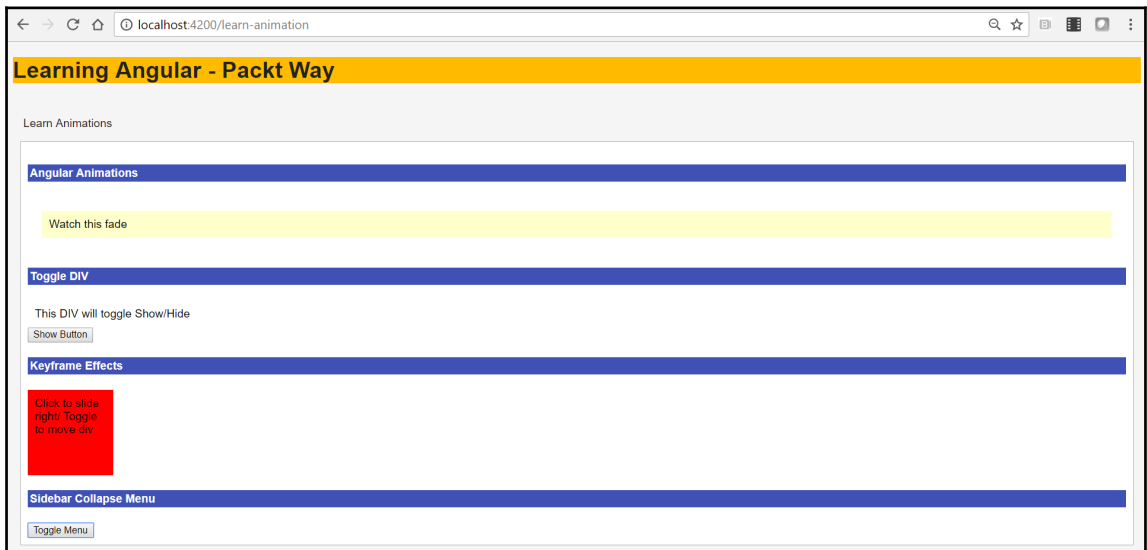
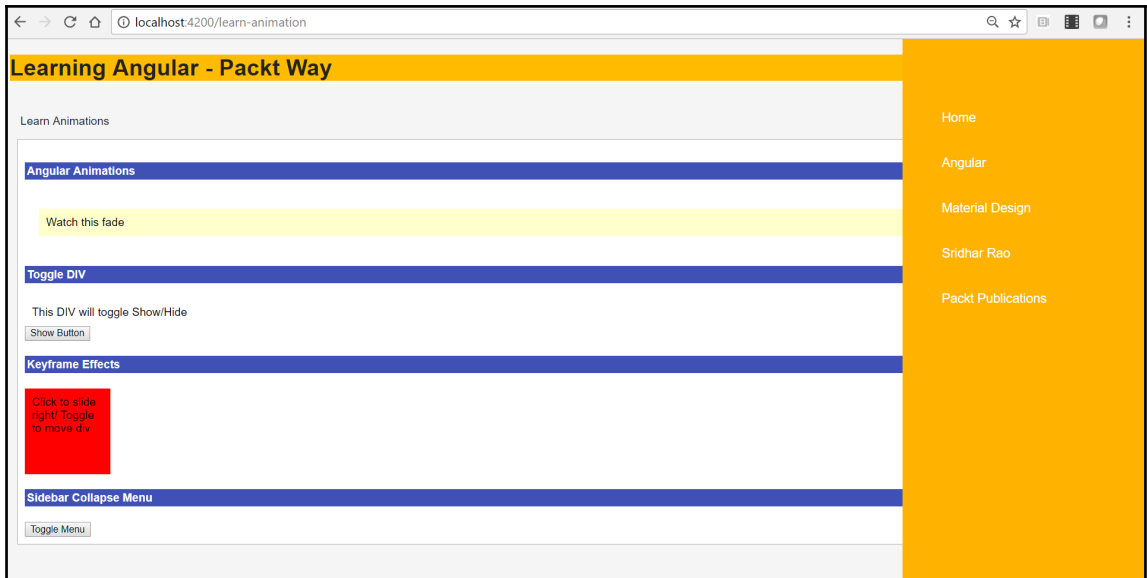


Chapter 14: Handling Angular Animation

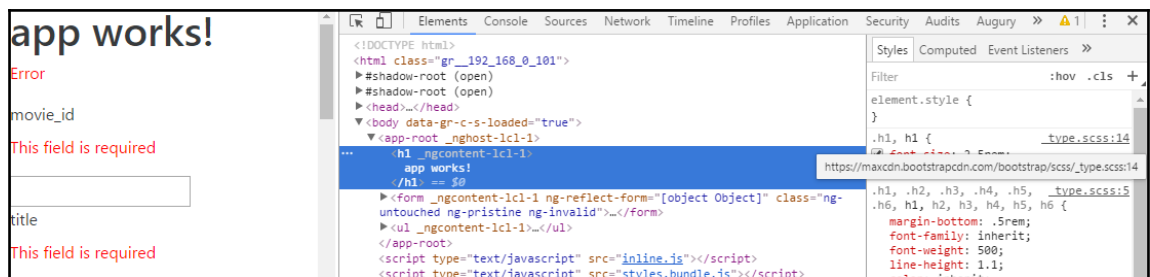
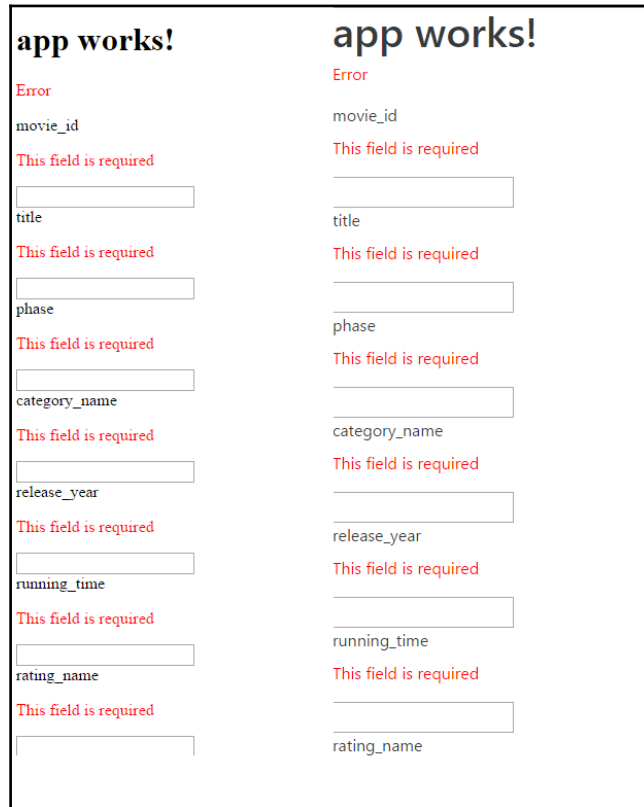
```
name: chapter1,  
"version": "0.0.0",  
"license": "MIT",  
"scripts": {  
  "ng": "ng",  
  "start": "ng serve",  
  "build": "ng build",  
  "test": "ng test",  
  "lint": "ng lint",  
  "e2e": "ng e2e"  
},  
"private": true,  
"dependencies": {  
  "@angular/animations": "^4.0.0",  
  "@angular/common": "^4.0.0",  
  "@angular/compiler": "^4.0.0",  
  "@angular/core": "^4.0.0",  
  "@angular/forms": "^4.0.0",  
  "@angular/http": "^4.0.0",  
  "@angular/platform-browser": "^4.0.0",  
  "@angular/platform-browser-dynamic": "^4.0.0",  
  "@angular/router": "^4.0.0",  
  "core-js": "^2.4.1",  
  "rxjs": "^5.1.0",  
  "zone.js": "^0.8.4"  
},
```





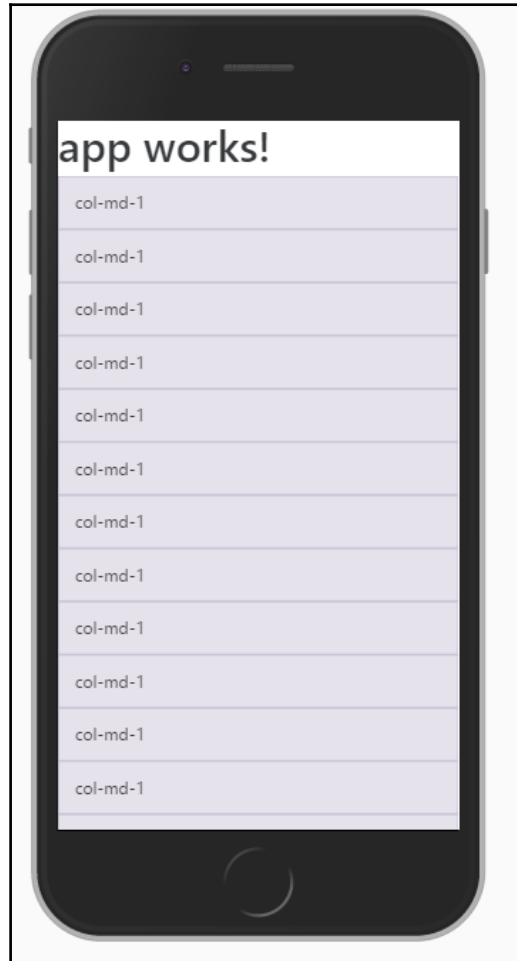


Chapter 15: Integrating Bootstrap with Angular Application



app works!

col-md-1	col-md-1	col-md-1	col-md-1	col-md-1	col-md-1	col-md-1	col-md-1	col-md-1	col-md-1	col-md-1	col-md-1
col-md-8								col-md-4			
col-md-4				col-md-4				col-md-4			
col-md-6						col-md-6					



Mastering Angular2 X Bootstrap

Some deep insights

Some Title

app works!

Add a Movie

Movies

- Movie (movie_id: 1, title: Iron Man, phase: Phase One: Avengers Assembled, category_name: Action, release_year: 2015, running_time: 126, rating_name: PG-13, disc_format_name: Blu-ray, number_discs: 1, viewing_format_name: Widescreen, aspect_ratio_name: 2.35:1, status: 1, release_date: May 2, 2008, budget: 140,000,000, gross: 318,298,180, time_stamp: 2015-05-03)
- Movie (movie_id: 3, title: Iron Man 2, phase: Phase One: Avengers Assembled, category_name: Action, release_year: 2015, running_time: 124, rating_name: PG-13, disc_format_name: Blu-ray, number_discs: 1, viewing_format_name: Widescreen, aspect_ratio_name: 2.35:1, status: 1, release_date: May 7, 2010, budget: 200,000,000, gross: 312,057,433, time_stamp: 2015-05-03)
- Movie (movie_id: 7, title: Iron Man 3, phase: Phase Two, category_name: Action, release_year: 2015, running_time: 130, rating_name: PG-13, disc_format_name: Blu-ray + DVD, number_discs: 2, viewing_format_name: Widescreen, aspect_ratio_name: 2.35:1, status: 1, release_date: May 3, 2013, budget: 200,000,000, gross: 408,992,272, time_stamp: 2015-05-03)
- Movie (movie_id: 11, title: Avengers: Age of Ultron, phase: Phase Two, category_name: Science Fiction, release_year: 2015, running_time: 141, rating_name: PG-13, disc_format_name: Blu-ray, number_discs: 1, viewing_format_name: Widescreen, aspect_ratio_name: 2.35:1, status: 1, release_date: May 1, 2015, budget: 250,000,000, gross: 458,991,599, time_stamp: 2015-12-07)
- Movie (movie_id: 12, title: Ant-Man, phase: Phase Two, category_name: Science Fiction, release_year: 2015, running_time: 132, rating_name: PG-13, disc_format_name: Blu-ray, number_discs: 1, viewing_format_name: Widescreen, aspect_ratio_name: 1.85:1, status: 1, release_date: July 17, 2015, budget: 130,000,000, gross: 179,017,481, time_stamp: 2015-12-07)
- Movie (movie_id: 9, title: Captain America: The Winter Soldier, phase: Phase Two, category_name: Action, release_year: 2014, running_time: 136, rating_name: PG-13, disc_format_name: Blu-ray, number_discs: 1, viewing_format_name: Widescreen, aspect_ratio_name: 2.35:1, status: 1, release_date: April 4, 2014, budget: 170,000,000, gross: 259,746,958, time_stamp: 2014-09-19)
- Movie (movie_id: 10, title: Guardians of the Galaxy, phase: Phase Two, category_name: Science Fiction, release_year: 2014, running_time: 121, rating_name: PG-13, disc_format_name: Blu-ray, number_discs: 1, viewing_format_name: Widescreen, aspect_ratio_name: 2.35:1, status: 1, release_date: August 1, 2014, budget: 170,000,000, gross: 333,130,696, time_stamp: 2014-12-07)
- Movie (movie_id: 7, title: Iron Man 3, phase: Phase Two, category_name: Action, release_year: 2015, running_time: 130, rating_name: PG-13, disc_format_name: Blu-ray + DVD, number_discs: 2, viewing_format_name: Widescreen, aspect_ratio_name: 2.35:1, status: 1, release_date: May 3, 2013, budget: 200,000,000, gross: 408,992,272, time_stamp: 2015-05-03)

Something important ×

app works!

Add a Movie

danger

movie_id

This field is required

title

This field is required


phase

This field is required

category_name

This field is required

yyyy-mm-dd 

2016-11-11 

< Nov 2016 >

Mo	Tu	We	Th	Fr	Sa	Su
31	1	2	3	4	5	6
7	8	9	10	11	12	13
14	15	16	17	18	19	20
21	22	23	24	25	26	27
28	29	30	1	2	3	4
5	6	7	8	9	10	11

release_date

2016-10-14

< Oct 2016 >

Mo	Tu	We	Th	Fr	Sa	Su
26	27	28	29	30	1	2
3	4	5	6	7	8	9
10	11	12	13	14	15	16
17	18	19	20	21	22	23
24	25	26	27	28	29	30
31	1	2	3	4	5	6

app works!

[Add a Movie](#)


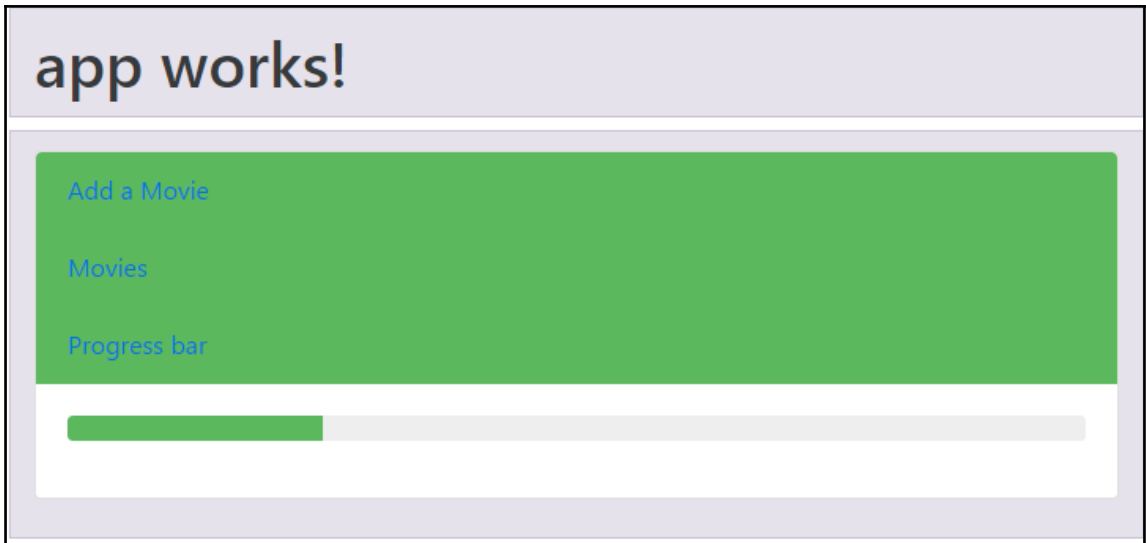
danger

Title of your movie

movie_id

This field is required

title



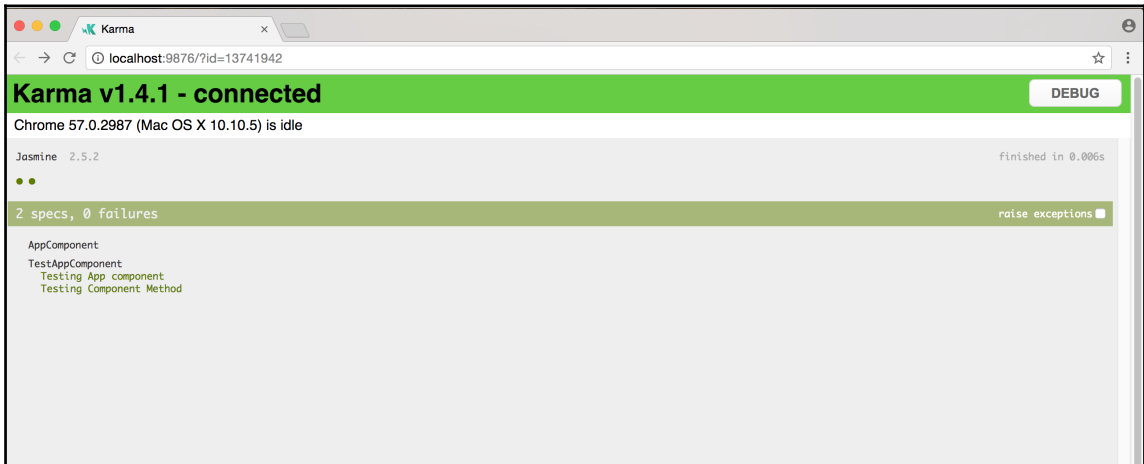
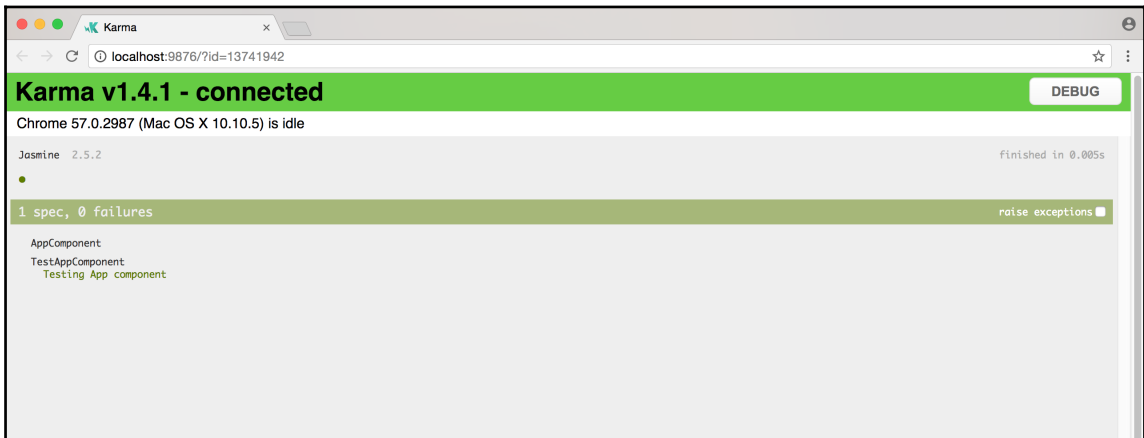
Chapter 16: Testing Angular Apps Using Jasmine and Protractor Frameworks

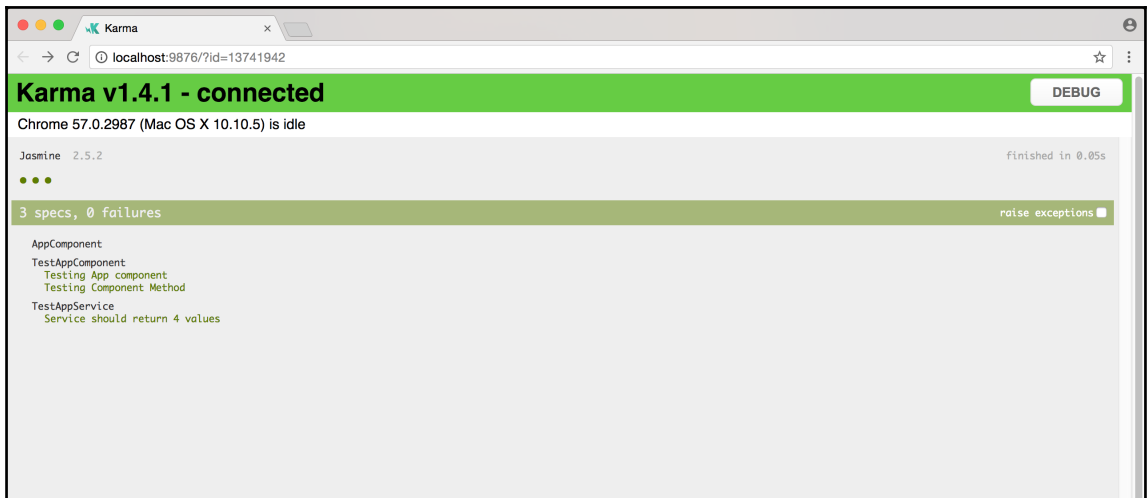
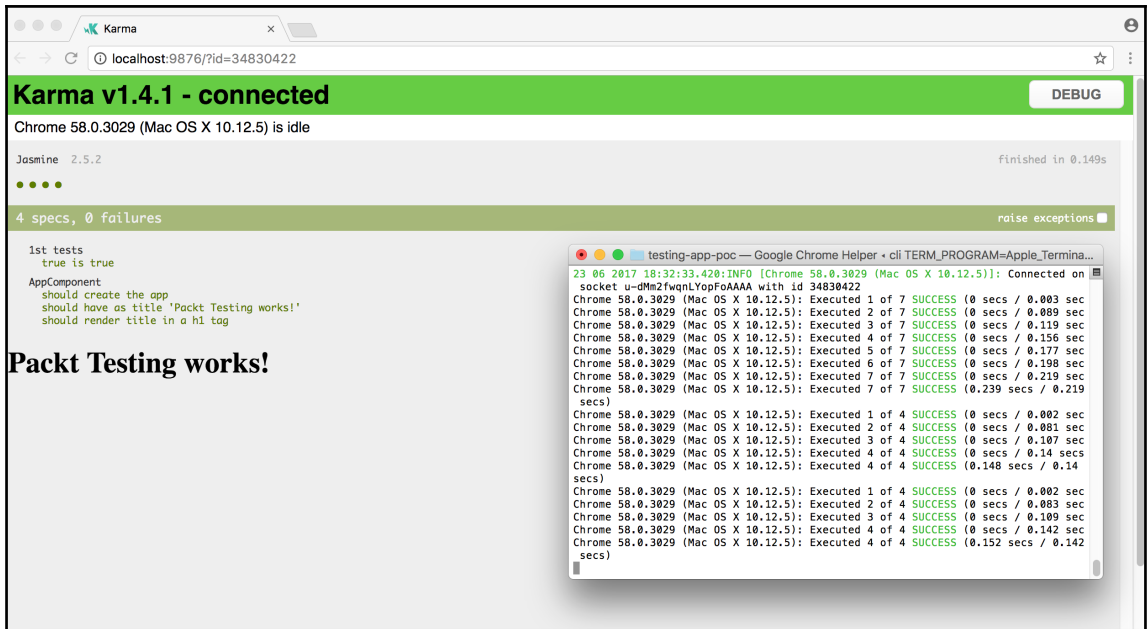
```
E2ML11514s-MacBook-Pro:dashboard Admin$ ng g component ./test-app
installing component
  create src/app/test-app/test-app.component.css
  create src/app/test-app/test-app.component.html
  create src/app/test-app/test-app.component.spec.ts
  create src/app/test-app/test-app.component.ts
  update src/app/app.module.ts
E2ML11514s-MacBook-Pro:dashboard Admin$
```

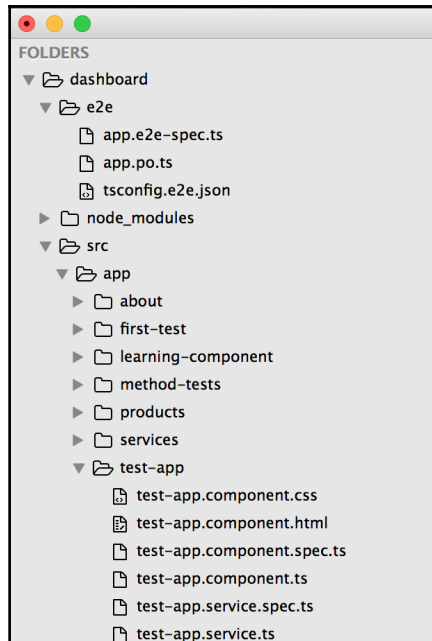
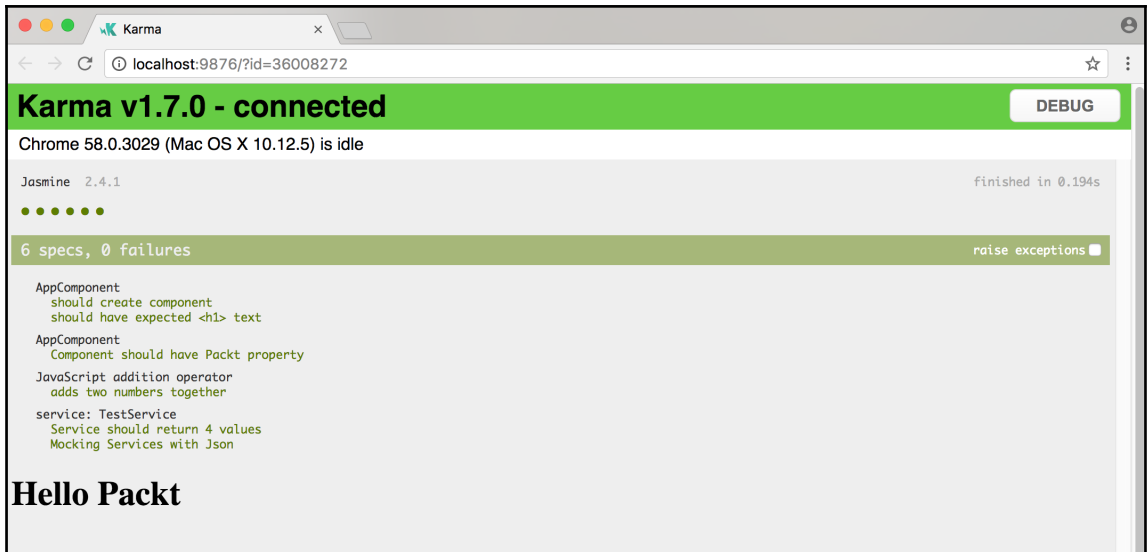
```
ink {3} vendor.bundle.js, vendor.bundle.js.map (vendor) 3.67 MB [initial]
ink {4} inline.bundle.js, inline.bundle.js.map (inline) 0 bytes [entry]
webpack: Compiled successfully.
```

Mark Draft complete

Move to Trash








```
E2ML115145-MacBook-Pro:master Admin$ cd dashboard/
E2ML115145-MacBook-Pro:dashboard Admin$ ng e2e
** NG Live Development Server is running on http://localhost:49152 **
Hash: c2e15de52b7ec7619119
Time: 17356ms
chunk   {0} polyfills.bundle.js, polyfills.bundle.js.map (polyfills) 166 kB {4} [initial] [rendered]
chunk   {1} main.bundle.js, main.bundle.js.map (main) 24.2 kB {3} [initial] [rendered]
chunk   {2} styles.bundle.js, styles.bundle.js.map (styles) 65.2 kB {4} [initial] [rendered]
chunk   {3} vendor.bundle.js, vendor.bundle.js.map (vendor) 3.67 MB [initial] [rendered]
chunk   {4} inline.bundle.js, inline.bundle.js.map (inline) 0 bytes [entry] [rendered]
webpack: Compiled successfully.
[00:10:54] I/update - chromedriver: file exists /Applications/MAMP/htdocs/MTproject3/master/dashboard/node_modules/protractor/node_modules/webdriver-manager/selenium/chromedriver_2.29.zip
[00:10:54] I/update - chromedriver: unzipping chromedriver_2.29.zip
[00:10:54] I/update - chromedriver: setting permissions to 0755 for /Applications/MAMP/htdocs/MTproject3/master/dashboard/node_modules/protractor/node_modules/webdriver-manager/selenium/chromedriver_2.29
[00:10:54] I/update - chromedriver: chromedriver_2.29 up to date
[00:10:54] I/launcher - Running 1 instances of WebDriver
[00:10:54] I/direct - Using ChromeDriver directly...
Spec started
  dashboard App
    ✓ should display message saying app works
Executed 1 of 1 spec SUCCESS in 2 secs.
[00:10:58] I/launcher - 0 instance(s) of WebDriver still running
[00:10:58] I/launcher - chrome #01 passed
E2ML115145-MacBook-Pro:dashboard Admin$
```

```
$ ng e2e
** NG Live Development Server is listening on localhost:49152, open your browser on http://localhost:49152 **
(node:2736) DeprecationWarning: os.tmpDir() is deprecated. Use os.tmpdir() instead.
Hash: 05fc2362fa5fe12aedf9
Time: 11465ms
chunk   {0} polyfills.bundle.js, polyfills.bundle.js.map (polyfills) 160 kB {4} [initial] [rendered]
chunk   {1} main.bundle.js, main.bundle.js.map (main) 26.8 kB {3} [initial] [rendered]
chunk   {2} styles.bundle.js, styles.bundle.js.map (styles) 10.5 kB {4} [initial] [rendered]
chunk   {3} vendor.bundle.js, vendor.bundle.js.map (vendor) 2.67 MB [initial] [rendered]
chunk   {4} inline.bundle.js, inline.bundle.js.map (inline) 0 bytes [entry] [rendered]
webpack: Compiled successfully.
[18:48:26] I/update - chromedriver: file exists D:\projects\book\data-template-binding\chapter1\node_modules\protractor\node_modules\webdriver-manager\selenium\chromedriver_2.30.zip
[18:48:26] I/update - chromedriver: unzipping chromedriver_2.30.zip
[18:48:26] I/update - chromedriver: chromedriver_2.30.exe up to date
[18:48:26] I/launcher - Running 1 instances of WebDriver
[18:48:26] I/direct - Using ChromeDriver directly...
Jasmine started
  Form automation Example
    ✓ Check paragraphs inner text
    ✓ Should check for getAttribute - class
    ✓ Should check element for isDisplayed method
    ✓ Check the applications current URL
Executed 4 of 4 specs SUCCESS in 3 secs.
[18:48:32] I/launcher - 0 instance(s) of WebDriver still running
[18:48:32] I/launcher - chrome #01 passed
```

```

app.e2e-spec.ts - dashb... src — cli TERM_PROGRAM=Apple_Terminal SHELL=/bin/bash — 80x24
test-app.component.ts  app.e2e-spec.ts
1  import {element, by, browser} from 'protractor';
2
3  describe('dashboard App', () {
4    beforeEach(function () {
5      browser.get('http://localhost:3000/');
6    });
7
8    it('should display message saying app works', () {
9      browser.get('http://localhost:3000/');
10     const title = element(by.tagName('h1'));
11     expect(title).toEqual('app works');
12   });
13
14   it('should display message saying app works', () {
15     browser.get('http://localhost:3000/');
16     element(by.tagName('h1')).click();
17     const title = element(by.tagName('h1'));
18     expect(title).toEqual('app works');
19   });
20
21   it('should display message saying app works', () {
22     browser.get('http://localhost:3000/');
23     const title = element(by.tagName('h1'));
24     expect(title).toEqual('app works');
25   });
26
27   it('Get element by css selector', () {
28     const countelement = element.all(by.css('h1')).count();
29   });

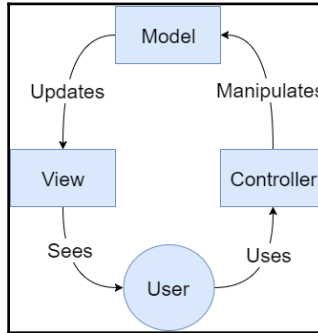
```

```

ndered]
chunk    {2} styles.bundle.js, styles.bundle.js.map (styles) 65.3 kB {4} [initial]
chunk    {3} vendor.bundle.js, vendor.bundle.js.map (vendor) 3.67 MB [initial]
chunk    {4} inline.bundle.js, inline.bundle.js.map (inline) 0 bytes [entry]
webpack: Compiled successfully.
webpack: Compiling...
30% building modules 1/2 modules 1 active ...rc/app/test-app/test-app.component
webpack: wait until bundle finished: /inline.bundle.js.map
webpack: wait until bundle finished: /polyfills.bundle.js.map
webpack: wait until bundle finished: /styles.bundle.js.map
webpack: wait until bundle finished: /vendor.bundle.js.map
Hash: fdcb6913ed26d55b57fd
Time: 2122ms
chunk    {0} polyfills.bundle.js, polyfills.bundle.js.map (polyfills) 166 kB {4} [initial]
chunk    {1} main.bundle.js, main.bundle.js.map (main) 49.9 kB {3} [initial] [re
ndered]
chunk    {2} styles.bundle.js, styles.bundle.js.map (styles) 65.3 kB {4} [initial]
chunk    {3} vendor.bundle.js, vendor.bundle.js.map (vendor) 3.67 MB [initial]
chunk    {4} inline.bundle.js, inline.bundle.js.map (inline) 0 bytes [entry]
webpack: Compiled successfully.
dashboard — -bash — 80x24
ndered]
webpack: Compiled successfully.
[13:48:30] I/update - chromedriver: file exists /Applications/MAMP/htdocs/MTproject3/master/dashboard/node_modules/protractor/node_modules/webdriver-manager/selenium/chromedriver_2.30.zip
[13:48:30] I/update - chromedriver: unzipping chromedriver_2.30.zip
[13:48:31] I/update - chromedriver: setting permissions to 0755 for /Applications/MAMP/htdocs/MTproject3/master/dashboard/node_modules/protractor/node_modules/webdriver-manager/selenium/chromedriver_2.30
[13:48:31] I/update - chromedriver: chromedriver_2.30 up to date
[13:48:31] I/launcher - Running 1 instances of WebDriver
[13:48:31] I/direct - Using ChromeDriver directly...
Spec started
dashboard App
  ✓ should display message saying app works
  ✓ should display message saying app works
  ✓ should display message saying app works
  ✓ Get element by css selector :
Executed 4 of 4 specs SUCCESS in 7 secs.
[13:48:41] I/launcher - 0 instance(s) of WebDriver still running
[13:48:41] I/launcher - chrome #01 passed
E2ML11514s-MacBook-Pro:dashboard Admin$

```

Chapter 17: Design Patterns in Angular



Movies

Title: Year:

Movies

- Doctor Strange-2016

Title: Year:

