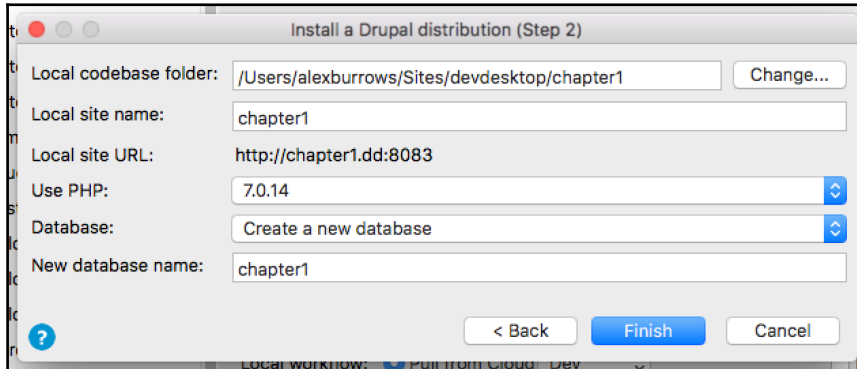


Chapter 1: Introduction and Getting Set Up



Install a Drupal distribution (Step 2)

Local codebase folder:

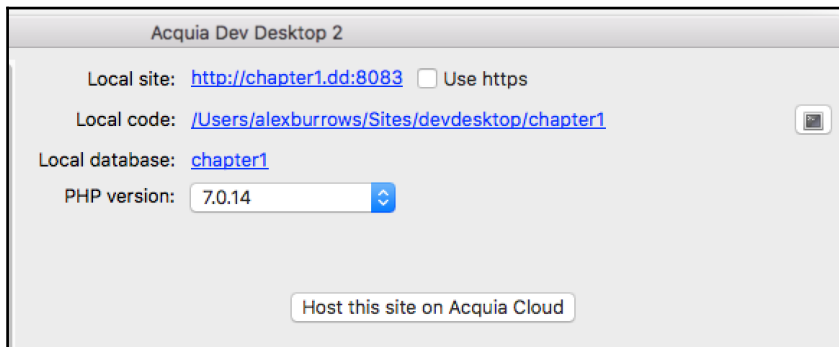
Local site name:

Local site URL:

Use PHP:

Database:

New database name:



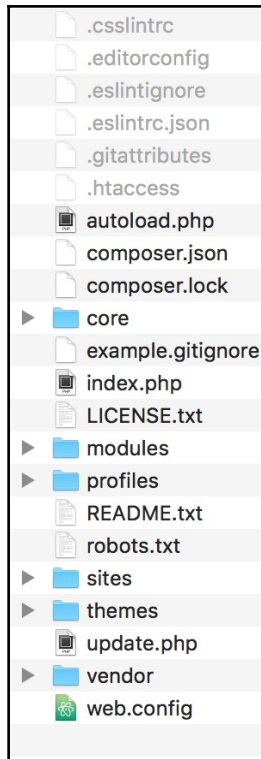
Acquia Dev Desktop 2

Local site: <http://chapter1.dd:8083> Use https

Local code: </Users/alexburrows/Sites/devdesktop/chapter1>

Local database: [chapter1](#)

PHP version:



Chapter 2: Telling Your Own Story with Drupal

[+ Add content type](#)

NAME	DESCRIPTION	OPERATIONS
Article	Use <i>articles</i> for time-sensitive content like news, press releases or blog posts.	Manage fields ▼
Basic page	Use <i>basic pages</i> for your static content, such as an 'About us' page.	Manage fields ▼

Add content type ☆

[Home](#) » [Administration](#) » [Structure](#) » [Content types](#)

Individual content types can have different fields, behaviors, and permissions assigned to them.

Name *

The human-readable name of this content type. This text will be displayed as part of the list on the *Add content* page. This name must be unique.

Description

This text will be displayed on the *Add new content* page.

Submission form settings

Title

Publishing options

Published , Promoted to front page , Create new revision

Display settings

Display author and date information

Menu settings

Title field label *

Preview before submitting

- Disabled
 Optional
 Required

Explanation or submission guidelines

This text will be displayed at the top of the page when creating or editing content of this type.

[Save and manage fields](#)

[+ Add field](#)

LABEL	MACHINE NAME	FIELD TYPE	OPERATIONS
Body	body	Text (formatted, long, with summary)	Edit ▼

Add a new field
 Text (formatted, long, with summary) ▼ or
 Re-use an existing field
 - Select an existing field - ▼

Label *
 Machine name: field_post_content [\[Edit\]](#)

[Save and continue](#)

These settings apply to the *Post content* field everywhere it is used. These settings impact the way that data is stored in the database and cannot be changed once data has been created.

Allowed number of values
 Limited ▼

[Save field settings](#)

Label *

Post content

Help text

Instructions to present to the user below this field on the editing form.

Allowed HTML tags: <a> <big> <code> <i> <ins> <pre> <q> <small>
 <sub> <sup> <tt> <p>







This field supports tokens.

Required field

▼ DEFAULT VALUE

The default value for this field, used when creating new content.

Post content

B I       Format ▾ Source

Text format Basic HTML ▾ [About text formats ?](#)

Summary input

This allows authors to input an explicit summary, to be displayed instead of the automatically trimmed text when using the "Summary or trimmed" display type.

[Save settings](#)

[Delete](#)

Taxonomy

[Home](#) » [Administration](#) » [Structure](#)

Taxonomy is for categorizing content. Terms are grouped into vocabularies. For example, a vocabulary called "Fruit" would contain the terms "Apple" and "Banana".

[+ Add vocabulary](#)

VOCABULARY NAME	DESCRIPTION	OPERATIONS
Tags	Use tags to group articles on similar topics into categories.	List terms 

Add vocabulary

[Home](#) » [Administration](#) » [Structure](#) » [Taxonomy](#)

Name *

Description








[Save](#)

Add term

[Home](#) » [Administration](#) » [Structure](#) » [Taxonomy](#) » [Post category](#)

Name ^{*}

Description

B *I* |   |   |   | Format ▾ |  Source

Text format Basic HTML ▾

[About text formats](#) 

► RELATIONS

URL alias

Specify an alternative path by which this data can be accessed. For example, type `"/about"` when writing an about page.

[Save](#)

▼ REFERENCE TYPE

Reference method *

Default ▼

Create referenced entities if they don't already exist

Available Vocabularies *

Post category

Tags

Save settings

[Delete](#)

Add content ☆

Home

➤ **Article**

Use *articles* for time-sensitive content like news, press releases or blog posts.

➤ **Basic page**

Use *basic pages* for your static content, such as an 'About us' page.

➤ **Post**

Allows a post to be created to appear as part of a blog.

Create Post ☆

[Home](#) > [Add content](#)

Post title *

Post content *

B *I* | | | | Format ▾ | Source

Text format Basic HTML ▾ [About text formats ?](#)

Post category

Save and publish ▾ Preview

Last saved: Not saved yet

Author: admin

Revision log message

Briefly describe the changes you have made.

▶ **URL PATH SETTINGS**

▶ **AUTHORING INFORMATION**

▶ **PROMOTION OPTIONS**

Drupal 8 [Home](#)

[My account](#) [Log out](#)

Our very first news article

View
Edit
Delete

Submitted by [admin](#) on Fri, 03/24/2017 - 08:26

Post content
We have some exciting news to announce, we've created some content!

Post category
[Up and coming](#)

Search

Tools

[Add content](#)

Powered by [Drupal](#)

[Contact](#)

Manage display ☆

Edit Manage fields Manage form display **Manage display**

Default Teaser

[Home](#) » [Administration](#) » [Structure](#) » [Content types](#) » [Post](#)

Content items can be displayed using different view modes: Teaser, Full content, Print, RSS, etc. *Teaser* is a short format that is typically used in lists of multiple content items. *Full content* is typically used when the content is displayed on its own page.

Here, you can define which fields are shown and hidden when *Post* content is displayed in each view mode, and define how the fields are displayed in each view mode.

[Show row weights](#)

FIELD	LABEL	FORMAT
✚ Links		
✚ Post content	Above ▼	Default ▼
✚ Post category	Above ▼	Label ▼
		Link to the referenced entity ⚙

Disabled

No field is hidden.

▶ CUSTOM DISPLAY SETTINGS

Save

+ Add view mode

Content

NAME	OPERATIONS
Full content	Edit ▼
RSS	Edit ▼
Search index	Edit ▼
Search result highlighting input	Edit ▼
Teaser	Edit ▼

[Add new Content view mode](#)

Add new *Content* view mode ☆

[Home](#) » [Administration](#) » [Structure](#) » [Display modes](#) » [View modes](#) » [Choose view mode entity type](#)

Name

Save

Manage display ☆

Edit

Manage fields

Manage form display

Manage display

Default

Related content

Teaser

Views ☆

List

Settings

[Home](#) » [Administration](#) » [Structure](#)

+ Add view

Filter by view name, machine name, description, or display path

Enabled

VIEW NAME	MACHINE NAME	DESCRIPTION	DISPLAYS	OPERATIONS
Content	content	Find and manage content.	Page (/admin/content)	Edit ▾
Custom block library	block_content	Find and manage custom blocks.	Page (/admin/structure/block/block-content)	Edit ▾
Files	files	Find and manage files.	Page (/admin/content/files/usage/%) Page (/admin/content/files)	Edit ▾

Latest news (Content) ☆

Home » Administration » Structure » Views

✓ The view *Latest news* has been saved.

Displays

Block [+ Add](#) Edit view name/description ▾

Display name: Block Duplicate Block ▾

TITLE Title: Latest news	BLOCK SETTINGS Block name: None Block category: Lists (Views) Allow settings: Items per page Access: Permission View published content	► ADVANCED
FORMAT Format: Unformatted list Settings Show: Fields Settings	HEADER Add	
FIELDS Add ▾ Content: Title	FOOTER Add	
FILTER CRITERIA Add ▾ Content: Publishing status (= Yes) Content: Content type (= Post)	NO RESULTS BEHAVIOR Add	
SORT CRITERIA Add ▾ Content: Authored on (desc)	PAGER Use pager: Display a specified number of items 5 items More link: No Link display: None	

[Save](#) [Cancel](#)

Block: How should each row in this view be styled

Content

Fields

Search results

You may also adjust the [settings](#) for the currently selected row style.

[Apply](#) [Cancel](#)

Block layout ☆

Block layout

Custom block library

Bootstrap

Bartik

Seven

[Home](#) » [Administration](#) » [Structure](#)

Block placement is specific to each theme on your site. Changes will not be saved until you click *Save blocks* at the bottom of the page.

[Demonstrate block regions \(Bootstrap\)](#)

[Show row weights](#)

BLOCK	CATEGORY	REGION	OPERATIONS
Navigation Place block			
✚ Site branding	System	Navigation ▼	Configure ▼
Navigation (Collapsible) Place block			
✚ Main navigation	Menus	Navigation (Collapsible) ▼	Configure ▼
✚ User account menu	Menus	Navigation (Collapsible) ▼	Configure ▼
Top Bar Place block			

Place block



+ Add custom block

BLOCK	CATEGORY	OPERATIONS
Page title	core	Place block
Primary admin actions	core	Place block
Tabs	core	Place block
Search form	Forms	Place block
User login	Forms	Place block
Help	Help	Place block
Latest news	Lists (Views)	Place block
Recent comments	Lists (Views)	Place block
Recent content	Lists (Views)	Place block

Configure block
✕

Block description: Latest news

Display title

Items per block

5 (default setting) ▼

Override title

Visibility

Content types

Not restricted

Pages

Not restricted

Roles

Not restricted

Content types

Article

Basic page

Post

Machine-readable name *

views_block__latest_news_block_1

A unique name for this block instance. Must be alpha-numeric and underscore separated.

Region *

Secondary ▼

Select the region where this block should be displayed.

[Save block](#)

Secondary			
Place block			
✚ Search	Forms	Secondary ▼	Configure ▼
✚ Tools	Menus	Secondary ▼	Configure ▼
✚ Latest news	Lists (Views)	Secondary ▼	Configure ▼

[Show row weights](#)

RELATED POSTS

✚

[Add another item](#)

Displays

Block* [+Add](#) [Edit view name/description](#) ▼

Displays

Block* [+Add](#)

- [Attachment](#)
- [Block](#)
- [Embed](#)
- [Entity Reference](#)
- [Feed](#)
- [Page](#)

Display n

TITLE
Title: Lat

FORMAT
Format: [Unformatted list](#) | [Settings](#)
Show: [Content](#) | [Teaser](#)

Add contextual filters

For: All displays | Search: id | Category: - All -

<input type="checkbox"/>	Last comment uid	Comment Statistics	The User ID of the author of the last comment of an entity.
<input type="checkbox"/>	Authored by	Content	The user authoring the content. If you need more fields than the uid add the content: author relationship
<input type="checkbox"/>	Has taxonomy term ID	Content	Display content if it has the selected taxonomy terms.
<input type="checkbox"/>	Has taxonomy term ID (with depth)	Content	Display content if it has the selected taxonomy terms, or children of the selected terms. Due to additional complexity, this has fewer options than the versions without depth.
<input type="checkbox"/>	Has taxonomy term ID depth modifier	Content	Allows the "depth" for Taxonomy: Term ID (with depth) to be modified via an additional contextual filter value.
<input type="checkbox"/>	ID	Content	

Add relationships

For: All displays | Search: related | Category: - All -

TITLE	CATEGORY	DESCRIPTION
<input type="checkbox"/> Content referenced from field_related_posts	Content	Appears in: post.
<input type="checkbox"/> Content using field_related_posts	Content	Relate each Content with a field_related_posts set to the content.

Apply (all displays) | Cancel

Manage display ☆

[Edit](#)[Manage fields](#)[Manage form display](#)[Manage display](#)[Devel](#)[Default](#)[Related content](#)[Teaser](#)





[Home](#) » [Administration](#) » [Structure](#) » [Content types](#) » [Post](#)

Content items can be displayed using different view modes: Teaser, Full content, Print, RSS, etc. *Teaser* is a short format that is typically used in lists of multiple content items. *Full content* is typically used when the content is displayed on its own page.

Here, you can define which fields are shown and hidden when *Post* content is displayed in each view mode, and define how the fields are displayed in each view mode.

[Show row weights](#)

* You have unsaved changes.

FIELD	LABEL	FORMAT
 Post content	<input type="text" value="Above"/>	<input type="text" value="Default"/>
Disabled		
 Post category	<input type="text" value="Above"/>	<input type="text" value="Label"/>
 Related posts	<input type="text" value="Above"/>	<input type="text" value="Label"/>
 Links*		
▶ CUSTOM DISPLAY SETTINGS		

[Save](#)

Comment types ☆

[Home](#) » [Administration](#) » [Structure](#)

This page provides a list of all comment types on the site and allows you to manage the fields, form and display settings for each.

[+ Add comment type](#)

COMMENT TYPE	DESCRIPTION	OPERATIONS
Default comments	Allows commenting on content	<input type="text" value="Manage fields"/>

Our very first news article


Submitted by [admin](#) on Fri, 03/24/2017 - 08:26

We have some exciting news to announce, we've created some content!

Add new comment

Subject

Comment*

B *I* |   |   |   | Format ▾ |  Source

Basic HTML ▾

[? About text formats](#)

✓ Save

👁 Preview



Drupal 8

Home

[Log in](#)

Thank you for applying for an account. Your account is currently pending approval by the site administrator. [×](#)
In the meantime, a welcome message with further instructions has been sent to your email address.

People ☆

List Permissions Roles

Home » Administration

[+ Add user](#)

Name or email contains Status Role Permission

[Filter](#)

Action

[Apply to selected items](#)

<input type="checkbox"/>	USERNAME	STATUS	ROLES	MEMBER FOR	LAST ACCESS	OPERATIONS
<input type="checkbox"/>	test	Blocked		1 day	never	Edit
<input type="checkbox"/>	admin	Active	• Administrator	3 weeks 1 day	7 minutes 37 seconds ago	Edit

[Apply to selected items](#)

Permissions ☆

List Permissions Roles

Home » Administration » People

Permissions let you control what users can do and see on your site. You can define a specific set of permissions for each role. (See the [Roles](#) page to create a role.) Any permissions granted to the Authenticated user role will be given to any user who is logged in to your site. From the [Account settings](#) page, you can make any role into an Administrator role for the site, meaning that role will be granted all new permissions automatically. You should be careful to ensure that only trusted users are given this access and level of control of your site.

[Hide descriptions](#)

PERMISSION	ANONYMOUS USER	AUTHENTICATED USER	ADMINISTRATOR
Block			
Administer blocks	<input type="checkbox"/>	<input type="checkbox"/>	<input checked="" type="checkbox"/>
Comment			
Administer comment types and settings <i>Warning: Give to trusted roles only; this permission has security implications.</i>	<input type="checkbox"/>	<input type="checkbox"/>	<input checked="" type="checkbox"/>
Administer comments and comment settings	<input type="checkbox"/>	<input type="checkbox"/>	<input checked="" type="checkbox"/>

Configure extra settings for filter criterion Content: Post category (field_post_category) ✕

Vocabulary

- Post category
- Tags

Select which vocabulary to show terms for in the regular options.

Selection type

- Dropdown
- Autocomplete
- Show hierarchy in dropdown

Apply and continue

Cancel

Configure filter criterion: Content: Post category (field_post_category)

< 2 of 2 >

For

This page (override) ▼

Appears in: post.

Relationship

Do not use a relationship ▼

Expose this filter to visitors, to allow them to change it

Operator

Is one of

Is all of

Is none of

Is empty (NULL)

Is not empty (NOT NULL)

Select terms from vocabulary Post category

Drupal
Up and coming ▼

Leave blank for all. Otherwise, the first selected term will be the default instead of "Any".

Reduce duplicates

This filter can cause items that have more than one of the selected options to appear as duplicate results. If this filter causes duplicate results to occur, this checkbox can reduce those duplicates; however, the more terms it has to search for, the less performant the query will be, so use this with caution. Shouldn't be set on single-value fields, as it may cause values to disappear from display, if used on an incompatible field.

▶ ADMINISTRATIVE TITLE

Apply (this display)

Cancel

[Remove](#)

Latest news

Categories [Apply](#)

Erat Facilisis Olim Singularis

Submitted by [admin](#) on Sat, 04/01/2017 - 08:04
[Read more](#) [Add new comment](#)

Bene Fere Roto

Submitted by Anonymous (not verified) on Thu, 03/30/2017 - 17:04
[Read more](#) [Add new comment](#)

In

Submitted by [admin](#) on Thu, 03/30/2017 - 10:21
[Read more](#) [Add new comment](#)

Luptatum

Submitted by Anonymous (not verified) on Thu, 03/30/2017 - 04:46
[Read more](#) [Add new comment](#)

Comis

Submitted by [admin](#) on Wed, 03/29/2017 - 20:31
[Read more](#) [Add new comment](#)

ROLE BASED ACCESS CONTROL SETTINGS

View any restricted_post content

- Anonymous user
- Authenticated user
- Administrator

View own restricted_post content

- Anonymous user
- Authenticated user
- Administrator

Edit any restricted_post content

- Anonymous user
- Authenticated user
- Administrator

Edit own restricted_post content

- Anonymous user
- Authenticated user
- Administrator

Delete any restricted_post content

- Anonymous user
- Authenticated user
- Administrator

Delete own restricted_post content

- Anonymous user
- Authenticated user
- Administrator

Note that users need at least the *access content* permission to be able to deal in any way with content. Furthermore note that content which is not published is treated in a different way by drupal: It can be viewed only by its author or users with the *administer nodes* permission.

Text formats and editors ☆

[Home](#) » [Administration](#) » [Configuration](#) » [Content authoring](#)

Text formats define how text is filtered for output and how HTML tags and other text is displayed, replaced, or removed. **Improper text format configuration is a security risk.** Learn more on the [Filter module help page](#).

Text formats are presented on content editing pages in the order defined on this page. The first format available to a user will be selected by default.

[+ Add text format](#)

[Show row weights](#)

NAME	TEXT EDITOR	ROLES	OPERATIONS
✚ Basic HTML	CKEditor	Authenticated user, Administrator	Configure ▼
✚ Restricted HTML	—	Anonymous user, Administrator	Configure ▼
✚ Full HTML	CKEditor	Administrator	Configure ▼
✚ Plain text	—	<i>This format is shown when no other formats are available</i>	Configure ▼

[Save](#)



Erat Facilisis Olim Singularis

Submitted by admin on Sat, 04/01/2017 - 08:04

[Read more](#) [Add new comment](#)

In

Submitted by admin on Thu, 03/30/2017 - 10:21

[Read more](#) [Add new comment](#)

Luptatum

Submitted by Anonymous (not verified) on Thu, 03/30/2017 - 04:46

[Read more](#) [Add new comment](#)

Latest news

Restricted post content

Submitted by admin on

Sun, 04/16/2017 - 12:22

[Read more](#)

You have to be logged in to view this content

Erat Facilisis Olim Singularis

Chapter 3: Get Fundraising with Drupal

Account settings

[Settings](#) [Manage fields](#) [Manage form display](#) [Manage display](#)

[Home](#) » [Administration](#) » [Configuration](#) » [People](#)

▼ CONTACT SETTINGS

Enable the personal contact form by default for new users
Changing this setting will not affect existing users.

▼ ANONYMOUS USERS

Name *

The name used to indicate anonymous users.

▼ ADMINISTRATOR ROLE

Administrator role

 ▼
This role will be automatically assigned new permissions whenever a module is enabled. Changing this setting will not affect existing permissions.

▼ REGISTRATION AND CANCELLATION

Who can register accounts?

Administrators only

Visitors

Visitors, but administrator approval is required

Require email verification when a visitor creates an account
New users will be required to validate their email address prior to logging into the site, and will be assigned a system-generated password. With this setting disabled, users will be logged in immediately upon registering, and may select their own passwords during registration.

Enable password strength indicator



Create new account

Log in

Create new account

Reset your password


Email address*

Username*

Picture

No file chosen

Your virtual face or picture.

 [Upload requirements](#)

Locale settings

Time zone

Europe/London



Create new account



Search



Create new account

[Log in](#)

[Create new account](#)

[Reset your password](#)

Email address*

Username*

Password*

Password strength:



Confirm password*

Passwords match:

PAGE SETTINGS

Create a page

Page title

Fundraiser dashboard

Path

user/dashboard

PAGE DISPLAY SETTINGS

Display format:

Table of fields

Items to display

10

Use a pager

Create a menu link


Include an RSS feed

BLOCK SETTINGS

Create a block

Save and edit

Cancel

raiser dashboard (Content) 

Configure field: Content: Authored on ✕
< 1 of 3 >

The time that the node was created.

Create a label

Label

Place a colon after the label

Exclude from display
Enable to load this field as hidden. Often used to group fields, or to use as token in another field.

Formatter

Date format

Time zone

▶ **STYLE SETTINGS**

▶ **REWRITE RESULTS**

▶ **NO RESULTS BEHAVIOR**

▶ **ADMINISTRATIVE TITLE**

[Remove](#)

▼ **DONATE**

Donation form ▶ [Allows logged in users to donate](#)

50000000 definition.

Create New PHP Class

Class

Name: ↑↓

Namespace: ▾
Use ^Space for namespace completion

File name: ↑↓

Directory: ▾ ...
Use ^Space for path completion

Kind: ▾

File extension: ▾

8 * Adds body and description fields to the block configuration form.



Tools

Add content

Run for Drupal

Fundraising description

Run for Drupal is an initiative to help new developers get into Drupal.

Fundraising amount

£500.00

Date to achieve by

Wed, 05/10/2017 - 12:00

Fundraising state

Open

Donation block

Your name*

Your email*

£

Amount to pledge*

Thank you for the donation of 123.



Run for Drupal

View

Edit

Delete

Fundraising description

Run for Drupal is an initiative to help new developers get into Drupal.

Fundraising amount

£500.00

Date to achieve by

Wed, 05/10/2017 - 12:00

Fundraising state

Open

Donation block

Your name*

admin

Your email

admin@example.com

£

Amount to pledge*

Donate

Thank you for the donation of 150.



Run for Drupal

[View](#) [Edit](#) [Delete](#) [Revisions](#)

Fundraising description

Run for Drupal is an initiative to help new developers get into Drupal.

Fundraising amount

£500.00

Date to achieve by

Wed, 05/10/2017 - 12:00

Fundraising state

Open

Donations

Donation1494863746

Donation1494863816

Donation block

Your name*

Your email

£

Amount to pledge*

Run for Drupal

[View](#)[Edit](#)[Delete](#)[Revisions](#)

Fundraising description

Run for Drupal is an initiative to help new developers get into Drupal.

Fundraising amount

£500.00

Date to achieve by

Wed, 05/10/2017 - 12:00

We have received £900 of £500

Donation block

Your name*

Your email

£

Amount to pledge*

Fundraising description

Run for Drupal is an initiative to help new developers get into Drupal.

Fundraising amount

£500.00

Date to achieve by

Wed, 05/10/2017 - 12:00

We have received £900 of £500



Run for Drupal

[View](#) [Edit](#) [Delete](#) [Revisions](#)

Fundraising description

Run for Drupal is an initiative to help new developers get into Drupal.

Fundraising amount

£500.00

Date to achieve by

Wed, 05/10/2017 - 12:00

We have received £350 of £500



Donation block

Your name*

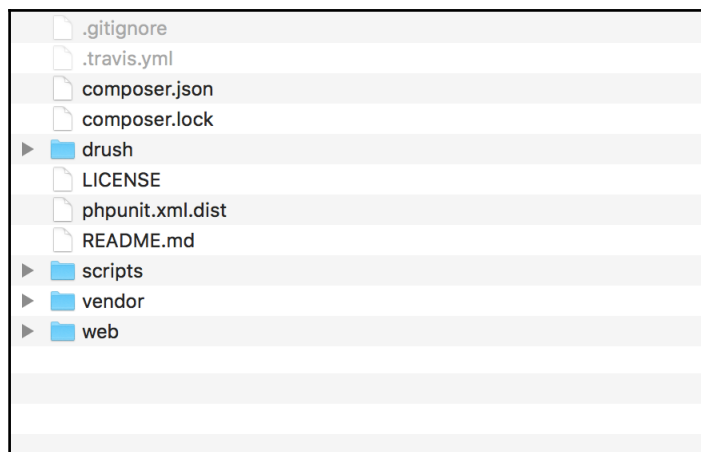
Your email

£

Amount to pledge*

Chapter 4: Recruit Using Drupal

```
Created project in some-dir
> DrupalProject\composer\ScriptHandler::checkComposerVersion
Loading composer repositories with package information
Updating dependencies (including require-dev)
Package operations: 102 installs, 0 updates, 0 removals
- Installing cwagans/composer-patches (1.6.1): Loading from cache
- Installing drupal-composer/drupal-scaffold (2.3.0): Loading from cache
- Installing composer/installers (v1.3.0): Loading from cache
- Installing jakub-onderka/php-console-color (0.1): Loading from cache
- Installing jakub-onderka/php-console-highlighter (v0.3.2): Loading from cache
- Installing dnoegel/php-xdg-base-dir (0.1): Loading from cache
- Installing mloczi/php-parser (v2.0.5): Loading from cache
- Installing symfony/polyfill-mbstring (v1.30.0): Loading from cache
- Installing symfony/var-dumper (v2.8.20): Loading from cache
- Installing psr/log (1.0.2): Loading from cache
- Installing symfony/debug (v2.8.20): Loading from cache
- Installing symfony/console (v2.8.20): Loading from cache
- Installing psy/psysh (v0.8.5): Loading from cache
- Installing symfony/expression-language (v2.8.20): Loading from cache
- Installing doctrine/lexer (v1.0.1): Loading from cache
- Installing doctrine/annotations (v1.2.7): Loading from cache
- Installing gabordemoi/redbean (v4.3.4): Loading from cache
- Installing psr/http-message (1.0.1): Loading from cache
- Installing guzzlehttp/psr7 (1.4.2): Loading from cache
- Installing guzzlehttp/promises (v1.3.1): Loading from cache
- Installing guzzlehttp/guzzle (6.2.3): Loading from cache
- Installing ircmaxell/password-compat (v1.0.4): Loading from cache
- Installing symfony/polyfill-php55 (v1.3.0): Loading from cache
- Installing symfony/polyfill-php54 (v1.3.0): Loading from cache
- Installing symfony/http-foundation (v2.8.20): Loading from cache
- Installing symfony/don-crawler (v3.2.0): Loading from cache
- Installing symfony/css-selector (v2.8.20): Loading from cache
- Installing doctrine/collections (v1.6.0): Loading from cache
- Installing symfony/process (v2.8.20): Loading from cache
- Installing symfony/filesystem (v2.8.20): Loading from cache
- Installing alchemy/zippy (0.4.3): Loading from cache
- Installing symfony/finder (v2.8.20): Loading from cache
- Installing symfony/yaml (v2.8.20): Loading from cache
- Installing drupal/console-extend-plugin (0.6.0): Loading from cache
- Installing webflo/drupal-finder (0.3.0): Loading from cache
- Installing twig/twig (v1.33.2): Loading from cache
- Installing symfony/translation (v2.8.20): Loading from cache
- Installing symfony/event-dispatcher (v2.8.20): Loading from cache
- Installing symfony/dependency-injection (v2.8.20): Loading from cache
- Installing symfony/config (v2.8.20): Loading from cache
- Installing stecman/symfony-console-completion (0.7.0): Loading from cache
- Installing drupal/console-en (1.0.0-rc19): Loading from cache
- Installing dflydev/placeholder-resolver (v1.0.2): Loading from cache
- Installing dflydev/dot-access-data (v1.1.0): Loading from cache
- Installing dflydev/dot-access-configuration (v1.0.1): Loading from cache
- Installing drupal/console-core (1.0.0-rc19): Loading from cache
- Installing drupal/console (1.0.0-rc19): Loading from cache
- Installing zendframework/zend-skeleton (3.1.0): Loading from cache
- Installing zendframework/zend-escaper (2.5.2): Loading from cache
- Installing zendframework/zend-feed (2.8.0): Loading from cache
- Installing zendframework/zend-diactoros (1.4.0): Loading from cache
- Installing symfony/validator (v2.8.20): Loading from cache
```



```
{
  "name": "drupal-composer/drupal-project",
  "description": "Project template for Drupal 8 projects with composer",
  "type": "project",
  "license": "GPL-2.0+",
  "authors": [
    {
      "name": "",
      "role": ""
    }
  ],
  "repositories": [
    {
      "type": "composer",
      "url": "https://packages.drupal.org/8"
    }
  ],
  "require": {
    "composer/installers": "^1.2",
    "cweagans/composer-patches": "^1.6",
    "drupal-composer/drupal-scaffold": "^2.2",
    "drupal/console": "~1.0",
    "drupal/core": "~8.0",
    "drush/drush": "~8.0",
    "webflo/drupal-finder": "^0.3.0",
    "webmozart/path-util": "^2.3"
  },
  "require-dev": {
    "behat/mink": "~1.7",
    "behat/mink-goutte-driver": "~1.2",
    "jcalderonzumba/gastonjs": "~1.0.2",
    "jcalderonzumba/mink-phantomjs-driver": "~0.3.1",
    "mikey179/vfsstream": "~1.2",
    "phpunit/phpunit": ">=4.8.28 <5",
    "symfony/css-selector": "~2.8"
  },
  "conflict": {
    "drupal/drupal": "*"
  },
  "minimum-stability": "dev",
  "prefer-stable": true,
  "config": {
    "sort-packages": true
  },
  "autoload": {
    "classmap": [
      "scripts/composer/ScriptHandler.php"
    ]
  },
  "scripts": {
    "drupal-scaffold": "DrupalComposer\\DrupalScaffold\\Plugin::scaffold",
    "pre-install-cmd": [
      "DrupalProject\\composer\\ScriptHandler::checkComposerVersion"
    ],
    "pre-update-cmd": [
      "DrupalProject\\composer\\ScriptHandler::checkComposerVersion"
    ]
  }
}
```

```
"extra": {  
  "installer-paths": {  
    "web/core": ["type:drupal-core"],  
    "web/libraries/{$name}": ["type:drupal-library"],  
    "web/modules/contrib/{$name}": ["type:drupal-module"],  
    "web/profiles/contrib/{$name}": ["type:drupal-profile"],  
    "web/themes/contrib/{$name}": ["type:drupal-theme"],  
    "drush/contrib/{$name}": ["type:drupal-drush"]  
  }  
}
```

Add role ☆

[Home](#) » [Administration](#) » [People](#) » [Roles](#)

Role name *

Machine name: recruiter [\[Edit\]](#)

The name for this role. Example: "Moderator", "Editorial board", "Site architect".

Save

Roles

List

Permissions

Roles









[Home](#) » [Administration](#) » [People](#)

✓ Role *Recruiter* has been added.

A role defines a group of users that have certain privileges. These privileges are defined on the [Permissions page](#). Here, you can define the names and the display sort order of the roles on your site. It is recommended to order roles from least permissive (for example, Anonymous user) to most permissive (for example, Administrator user). Users who are not logged in have the Anonymous user role. Users who are logged in have the Authenticated user role, plus any other roles granted to their user account.

[+ Add role](#)

[Show row weights](#)

NAME	OPERATIONS
 Anonymous user	Edit 
 Authenticated user	Edit 
 Administrator	Edit 
 Recruiter	Edit 

[Save](#)

Permissions

[List](#)[Permissions](#)[Roles](#)

[Home](#) » [Administration](#) » [People](#)

Permissions let you control what users can do and see on your site. You can define a specific set of permissions for each role. (See the [Roles](#) page to create a role.) Any permissions granted to the Authenticated user role will be given to any user who is logged in to your site. From the [Account settings](#) page, you can make any role into an Administrator role for the site, meaning that role will be granted all new permissions automatically. You should be careful to ensure that only trusted users are given this access and level of control of your site.

[Hide descriptions](#)

PERMISSION	ANONYMOUS USER	AUTHENTICATED USER	CANDIDATE	RECRUITER	ADMINISTRATOR
Block					

Form modes

[Home](#) » [Administration](#) » [Structure](#) » [Display modes](#)

[+ Add form mode](#)

User

NAME	OPERATIONS
Register	Edit 

[Add new User form mode](#)

Add new *User* form mode ☆

[Home](#) » [Administration](#) » [Structure](#) » [Display modes](#) » [Form modes](#) » [Choose form mode entity type](#)

Name

Save

Form modes ☆

[Home](#) » [Administration](#) » [Structure](#) » [Display modes](#)

✓ Saved the *Candidate* form mode.

+ Add form mode

User

NAME	OPERATIONS
Candidate	Edit ▼
Recruiter	Edit ▼

[Add new *User* form mode](#)

▼ CUSTOM DISPLAY SETTINGS

Use custom display settings for the following form modes

- Candidate
- Recruiter

[Manage form modes](#)

Save

Add group ☆

[Home](#) » [Administration](#) » [Configuration](#) » [People](#) » [Account settings](#) » [Manage form display](#)

Field group label

Description

Mark group as required if it contains required fields.

ID

Extra CSS classes

[Create group](#)

FIELD	WIDGET		
✚ Personal details	Mark as required	delete	⚙
✚ User name and password			
✚ Picture	Image ▼	Preview image style: Thumbnail (100×100) Progress indicator: throbber	⚙
✚ First name	Textfield ▼	Textfield size: 60	⚙
✚ Last name	Textfield ▼	Textfield size: 60	⚙
✚ Address	Address ▼	Default country: None	⚙
✚ Telephone number	Telephone number ▼	No placeholder	⚙
✚ Website	Textfield ▼	Textfield size: 60	⚙
✚ Job requirements	Mark as required	delete	⚙
✚ Job title	Autocomplete ▼	Autocomplete matching: Contains Textfield size: 60 No placeholder	⚙
✚ Contract type	Check boxes/radio buttons ▼		
✚ Skills	Autocomplete (Tags style) ▼	Autocomplete matching: Contains Textfield size: 60 No placeholder	⚙
✚ CV	File ▼	Progress indicator: throbber	⚙
✚ Desired location	Autocomplete ▼	Autocomplete matching: Contains Textfield size: 60 No placeholder	⚙

FIELD	WIDGET		
✚ User name and password			
✚ Logo	Image ▼	Preview image style: Thumbnail (100×100) Progress indicator: throbber	⚙
✚ Company name	Textfield ▼	Textfield size: 60	⚙
✚ Recruiter description	Text area with a summary ▼	Number of rows: 9 Number of summary rows: 3	⚙
✚ Address	Address ▼	Default country: None	⚙
✚ Contact settings			
✚ Telephone number	Telephone number ▼	No placeholder	⚙
✚ Website	Textfield ▼	Textfield size: 60	⚙

Add registration type ☆

[Home](#) » [Administration](#) » [Configuration](#) » [People](#) » [Registration type](#)

Label *

Machine name: candidate [\[Edit\]](#)

Label for the Registration type.

Page title *

The title to show at the registration form page.

Override default path

Override default path for the registration type. Default path is `/user/register/{machine_name}`.

Show tab

Show registration type tab.

Tab title

The tab title to use for the registration form.

User form display mode *

User [form display](#) mode to use at registration. Allows to [customize fields](#) visibility and order for the given registration type.

Assign roles

Candidate

Recruiter

The user will be assigned selected roles after registration.

▶ **ADMINISTRATIVE OPTIONS**

Save

Log in

Log in

[Candidate](#)

[Recruiter](#)

[Create new account](#)

[Reset your password](#)

Username*

Password*

 Log in

Search



People ☆

List

Permissions

Roles

[Home](#) » [Administration](#)

✓ The changes have been saved.

+ Add user

Name or email contains

Status

- Any - ▾

Role

- Any - ▾

Permission

- Any - ▾

Filter

Action

Add the Administrator role to the selected users ▾

Apply to selected items

Show all columns

<input type="checkbox"/> USERNAME	ROLES	OPERATIONS
<input type="checkbox"/> candidate	• Candidate	Edit
<input type="checkbox"/> admin	• Administrator	Edit

Apply to selected items

Webforms


Forms

Results

Settings

Add-ons

[Home](#) » [Administration](#) » [Structure](#)

✓ You have successfully updated to the 8.x-5.0-beta12 release of the Webform module. [Learn more](#) 

? Welcome to the Webform module for Drupal 8. 

[▶ Watch video](#)

The Forms page lists all available webforms, which can be filtered by title, description, and/or elements.

[▶ Watch video](#)

[+ Add webform](#)

▼ FILTER WEBFORMS

Filter by title, description, or elements

Filter by category ▼

All [1] ▼

[Filter](#)

1 webform

[Show all columns](#)

TITLE	TOTAL RESULTS	OPERATIONS
Contact	3	Submissions ▼ Edit ▼

Add element
✕

ELEMENT SETTINGS

Type
Text field

Key *

A unique machine-readable name. Can only contain lowercase letters, numbers, and underscores.

Title *

This is used as a descriptive label when displaying this webform element.

Description

Format | **B** | *I* | ~~X~~ | ^{X²} | Ω | ∑ | ∏ | ∫ | ∂ | ∇ | ∞ | ∅ | ∅ | Source | ↺

A short description of the element used as help for the user when he/she uses the webform.

Default value

The default value of the webform element. For multiple options, use commas to separate multiple defaults.

Allowed number of values

Limited

[Expand all](#)

▼ **FORM DISPLAY**

Title display

* You have unsaved changes.

TITLE	OPERATIONS
<div style="display: flex; align-items: center;"> ✚ Job application* </div>	<div style="display: flex; align-items: center; justify-content: flex-end;"> <input style="margin-right: 10px;" type="button" value="+ Add element"/> <input style="margin-right: 10px;" type="button" value="Edit"/> <input style="width: 20px;" type="button" value="▼"/> </div>
<div style="display: flex; align-items: center;"> ✚ Name* </div>	<div style="display: flex; align-items: center; justify-content: flex-end;"> <input style="margin-right: 10px;" type="button" value="Edit"/> <input style="width: 20px;" type="button" value="▼"/> </div>

Drupal Developer

View

Edit

Delete

Job category

[Web Developer](#)

Closing date

Mon, 10/30/2017 - 12:00

Location

[London](#)

Job description

Develop using Drupal

Search



Tools

[Add content](#)

Job application

If you want to apply for this job vacancy then please fill your name out below and we will be notified.

Name

Submit

<i>Job vacancy:</i> Create new content	<input type="checkbox"/>	<input type="checkbox"/>	<input type="checkbox"/>	<input checked="" type="checkbox"/>	<input checked="" type="checkbox"/>
<i>Job vacancy:</i> Delete any content	<input type="checkbox"/>	<input type="checkbox"/>	<input type="checkbox"/>	<input type="checkbox"/>	<input checked="" type="checkbox"/>
<i>Job vacancy:</i> Delete own content	<input type="checkbox"/>	<input type="checkbox"/>	<input type="checkbox"/>	<input checked="" type="checkbox"/>	<input checked="" type="checkbox"/>
<i>Job vacancy:</i> Delete revisions Role requires permission to <i>view revisions</i> and <i>delete rights</i> for nodes in question, or <i>administer nodes</i> .	<input type="checkbox"/>	<input type="checkbox"/>	<input type="checkbox"/>	<input type="checkbox"/>	<input checked="" type="checkbox"/>
<i>Job vacancy:</i> Edit any content	<input type="checkbox"/>	<input type="checkbox"/>	<input type="checkbox"/>	<input type="checkbox"/>	<input checked="" type="checkbox"/>
<i>Job vacancy:</i> Edit own content	<input type="checkbox"/>	<input type="checkbox"/>	<input type="checkbox"/>	<input checked="" type="checkbox"/>	<input checked="" type="checkbox"/>

Chapter 5: List Properties with Drupal

✚ Sticky at top of lists	Single on/off checkbox ▾	Use field label: Yes	⚙
✚ URL alias	URL alias ▾		
✚ Address	Address ▾	Default country: United Kingdom	⚙
✚ Property photos	Image ▾	Preview image style: Thumbnail (100×100) Progress indicator: throbber	⚙
✚ Floorplans	File ▾	Progress indicator: throbber	⚙
✚ Bedrooms	Number field ▾	No placeholder	⚙
✚ Bathrooms	Number field ▾	No placeholder	⚙
✚ Reception rooms	Number field ▾	No placeholder	⚙
✚ Amenities	Select list ▾		
✚ Description	Text area (multiple rows) ▾	Number of rows: 5	⚙
✚ Amount	Number field ▾	No placeholder	⚙
✚ Monthly	Single on/off checkbox ▾	Use field label: Yes	⚙
Disabled			
<i>No field is hidden.</i>			
Save			

✓ Property [Drupal cottage](#) has been created.

[Home](#)

Search



Tools

[Add content](#)

Drupal cottage

View

Edit

Delete

Address

Drury House
5 Droplet Avenue
London
KT212QA
United Kingdom

Bedrooms

3.00

Bathrooms

2.00

Reception rooms

1.00

Amenities

Garden
Outbuildings
Private parking

Description

This lovely cottage in the rural countryside can be managed to increate the layout and structure of the site, it has some great block features implemented into it which can be extended easily.

Amount

£4500000.00

Monthly

Off

Displays ☆

Displays

Classes

Fields

List

Settings

Emergency

Home » Administration » Structure

CONTENT

OPERATIONS

Property

Manage display

CUSTOM BLOCK

OPERATIONS

Basic block

Manage display

TAXONOMY TERM

OPERATIONS

Tags

Manage display

USER

OPERATIONS

User

Manage display

Layout for property in default

Custom display settings

Clone layout

Save

Select a layout

- None -

A layout must be selected to enable Display Suite functionality.

Layout for property in default

Custom display settings

Clone layout

Save

Select a layout

✓ - None -

Columns: 1

One column

Columns: 2

Two column

Two column bricks

Columns: 3

Three column 25/50/25

Three column 33/34/33

Display Suite

One column layout

functionality.

Layout for property in default

Custom display settings

Clone layout

Current layout (after save)



Two column layout

The default template can be found in *modules/contrib/ds/ds-2col*

Template suggestions:

- ds-2col--node.html.twig
- ds-2col--node--property.html.twig
- ds-2col--node--{id}.html.twig

Disable layout CSS styles

Entity classes

Entity, bundle and view mode ▼

Select a layout

Two column layout ▼

A layout must be selected to enable Display Suite functionality.

Save

[Show row weights](#)

FIELD	LABEL	FORMATTER	WIDGET	OPERATIONS
-------	-------	-----------	--------	------------

Left

+ Links

+ Address Above Default ⚙

+ Property photos Above Image Original image ⚙

+ Floorplans Above Generic file ⚙

+ Bedrooms Above Default 1234.12
Display with prefix and suffix. ⚙

+ Bathrooms Above Default 1234.12
Display with prefix and suffix. ⚙

+ Reception rooms Above Default 1234.1
Display with prefix and suffix. ⚙

+ Amenities Above Default ⚙

+ Description Above Plain text ⚙

+ Amount Above Default 1234.12
Display with prefix and suffix. ⚙

+ Monthly Above Boolean Display: On / Off ⚙

Right

No fields are displayed in this region

Disabled

+ Bundle name - Hidden - Default

+ Author - Hidden - Author

127.0.0.1



[Home](#)

[Home](#)

Search



Tools

[Add content](#)

Drupal cottage

[View](#) [Edit](#) [Delete](#) [Manage display](#)

Address

Drury House
5 Droplet Avenue
London
KT212QA
United Kingdom

Amount

£4500000.00

Bedrooms

3.00

Reception rooms

1.0

Bathrooms

2.00

Amenities

Garden
Outbuildings
Private parking

Description

This lovely cottage in the rural countryside can be managed to increase the layout and structure of the site, it has some great block features implemented into it which can be extended easily.

Monthly

Off

[Show row weights](#)

FIELD	LABEL	FORMATTER	WIDGET	OPERATIONS
Left				
Property photos	Above	Image	Original image	⚙️
Address	- Hidden -	Default		⚙️
Floorplans	Above	Generic file		⚙️
Description	Above	Plain text		⚙️
Monthly	Above	Boolean	Display: On / Off	⚙️
Right				
Amount	Above	Default	1,234 Display with prefix and suffix.	⚙️
Bedrooms	Above	Default	1234	⚙️
Reception rooms	Above	Default	1234 Display with prefix and suffix.	⚙️
Bathrooms	Above	Default	1234 Display with prefix and suffix.	⚙️
Amenities	Above	Default		⚙️

Block name: None

Block: How should this view be styled ✕

FlexSlider
 Grid
 HTML List
 Table
 Unformatted list

If the style you choose has settings, be sure to click the settings button that will appear next to it in the View summary.

You may also adjust the [settings](#) for the currently selected style.

Configure field: Content: Property photos



Appears in: property.

Create a label

Exclude from display

Enable to load this field as hidden. Often used to group fields, or to use as token in another field.

Column used for click sorting

target_id ▾

Used by Style: Table to determine the actual column to click sort the field on. The default is usually fine.

Formatter

Image ▾

Image style

None (original image) ▾

[Configure Image Styles](#)

Link image to

Nothing ▾

▶ [MULTIPLE FIELD SETTINGS](#)

▶ [STYLE SETTINGS](#)

▶ [REWRITE RESULTS](#)

▶ [NO RESULTS BEHAVIOR](#)

▶ [ADMINISTRATIVE TITLE](#)

Apply

Cancel

[Remove](#)

Displays ☆

Displays

Classes

Fields

List

Settings

Emergency

Home » Administration » Structure

CONTENT

OPERATIONS

Property

Manage display

CUSTOM BLOCK

OPERATIONS

Basic block

Manage display

TAXONOMY TERM

OPERATIONS

Tags

Manage display

USER

OPERATIONS

User

Manage display

Add a block field ☆

[Home](#) » [Administration](#) » [Structure](#) » [Displays](#) » [Fields](#)

Label *

The human-readable label of the field.

Entities *

- Block content
- Comment
- Node
- Taxonomy term
- User

Select the entities for which this field will be made available.

Limit field

Limit this field on field UI per bundles and/or view modes. The values are in the form of \$bundle|\$view_mode, where \$view_mode may be either a view mode set to use custom settings, or 'default'. You may use * to select all, e.g article|*, *[full or *]|*. Enter one value per line.

Block *

- Use block title as the field label

Save

Add a block field ☆

[Home](#) » [Administration](#) » [Structure](#) » [Displays](#) » [Fields](#)

Label *

Machine name: `property_photos` [\[Edit\]](#)

The human-readable label of the field.

Entities *

- Block content
- Comment
- Node
- Taxonomy term
- User

Select the entities for which this field will be made available.

Limit field

Limit this field on field UI per bundles and/or view modes. The values are in the form of `$bundle|$view_mode`, where `$view_mode` may be either a view mode set to use custom settings, or 'default'. You may use `*` to select all, e.g `article|*`, `*|full or *|*`. Enter one value per line.

Block *

- Use block title as the field label

Fields ☆

[Displays](#)

[Classes](#)

[Fields](#)

[Home](#) » [Administration](#) » [Structure](#) » [Displays](#)

✓ The field *Property photos* has been saved.

[+ Add a block field](#)

[+ Add a token field](#)

[+ Create a copy of a Display Suite field](#)

LABEL	TYPE	MACHINE NAME	ENTITIES	OPERATIONS
Property photos	Block field	property_photos	Node	<input type="button" value="Edit"/> ▾



Drupal cottage

[View](#) [Edit](#) [Delete](#) [Manage display](#) [Revisions](#)



Amount

£4,500,000

Bedrooms

3

Reception rooms

1

Bathrooms

2

Amenities

- Garden
- Outbuildings
- Private parking

Tools

[Add content](#)

Drury House
5 Droplet Avenue
London
KT212QA
United Kingdom

Description

This lovely cottage in the rural countryside can be managed to increase the layout and structure of the site, it has some great block features implemented into it which can be extended easily.

Monthly

Off

[View](#) [Edit](#) [Delete](#) [Manage display](#) [Revisions](#)

Drupal cottage



Amount
£4,500,000

Bedrooms
3

Reception rooms
1

Bathrooms
2

Amenities
Garden
Outbuildings
Private parking

Drury House
5 Droplet Avenue
London
KT212QA
United Kingdom

Description
This lovely cottage in the rural countryside can be managed to increase the layout and structure of the site, it has some great block features implemented into it which can be extended easily.

Monthly
Off

➤ **Devel settings**

Helper functions, pages, and blocks to assist Drupal developers. The devel blocks can be managed via the block administration page.

➤ **Generate content**

Generate a given number of content. Optionally delete current content.

➤ **Generate menus**

Generate a given number of menus and menu links. Optionally delete current menus.

➤ **Generate terms**

Generate a given number of terms. Optionally delete current terms.

➤ **Generate users**

Generate a given number of users. Optionally delete current users.

➤ **Generate vocabularies**

Generate a given number of vocabularies. Optionally delete current vocabularies.

Generate content ☆

[Home](#) » [Administration](#) » [Configuration](#) » [Development](#)

<input type="checkbox"/> CONTENT TYPE	COMMENTS
<input type="checkbox"/> Property	No comment fields

Delete all content in these content types before generating new content.

How many nodes would you like to generate? *

How far back in time should the nodes be dated?

Node creation dates will be distributed randomly from the current time, back to the selected time.

Maximum number of comments per node.

You must also enable comments for the content types you are generating. Note that some nodes will randomly receive zero comments. Some will receive the max.

Maximum number of words in titles *

Add an url alias for each node.

Requires path.module

Set language on nodes

Not specified
Not applicable ▼

Requires locale.module

Generate

Configure filter criterion: Content: Amount (field_property_amount) ✕

Appears in: property.

Expose this filter to visitors, to allow them to change it

Filter type to expose

Single filter

Grouped filters

Grouped filters allow a choice between predefined operator/value pairs.

Required

Label

Description

Operator

Value

Expose operator

Allow the user to choose the operator.

Remember the last selection

Enable to remember the last selection made by the user.

Filter identifier

This will appear in the URL after the ? to identify this filter. Cannot be blank. Only letters, digits and the dot ("."), hyphen ("-"), underscore ("_"), and tilde ("~") characters are allowed.

Apply

Cancel

Remove

County

Postcode

Amenities

- Garden Outbuildings
- Private parking Garage
- Swimming pool

Amount

Bathrooms

Bedrooms

Apply

Fields | Settings | Access: Permission |

Block: Pager options

Items to display

Enter 0 for no limit.

Offset (number of items to skip)

For example, set this to 3 and the first 3 items will not be displayed.

[Apply](#) [Cancel](#)

Displays

Page [+ Add](#) [Edit view name/description](#)

Display name: Page [View Page](#)

TITLE Title: Property management	PAGE SETTINGS Path: /admin/property-manageme... Menu: No menu Access: Permission View published content	ADVANCED
FORMAT Format: Table Settings	HEADER Add	
FIELDS Add	FOOTER Add	
Content: Title (Title)	NO RESULTS BEHAVIOR Add	
FILTER CRITERIA Add	PAGER	
Content: Publishing status (= Yes)	Use pager: Mini Mini pager, 10 items	
SORT CRITERIA Add	More link: No	
Content: Authored on (desc)		

[Save](#) [Cancel](#)

Displaying 1 - 1 of 1

Amenities (field_property_amenities)

Monthly (field_property_price_monthly) *

Garden Outbuildings Private parking Garage Swimming pool True False

ID	PROPERTY NAME	LINK TO CONTENT	LINK TO DELETE CONTENT	LINK TO EDIT CONTENT	MONTHLY	PUBLISHING STATUS	AUTHORED ON	ADDRESS	AUTHORED BY
12	Clone of Drupal cottage	view	delete	edit	*	✓	Sat, 06/10/2017 - 08:28	Drury House 34-43 Russell Street London WC2B 5HA United Kingdom	admin

Add Pathauto pattern

[Home](#) » [Administration](#) » [Configuration](#) » [Search and metadata](#) » [URL aliases](#) » [Patterns](#)

You need to select a pattern type, then a pattern and filter, and a label. Additional types can be enabled on the [Settings](#) page.

Pattern type *

Label *

A short name to help you identify this pattern in the patterns list.

Enabled

Pattern type *

Available tokens		
▶ Current date	current-date	and time.
▶ Current page	current-page	Tokens related to the current page request.
▶ Current user	current-user	Tokens related to the currently logged in user.
▼ Nodes	node	Tokens related to individual content items, or "nodes".
▶ Address	[node:field_property_address]	Address field.
▶ Amenities	[node:field_property_amenities]	List (text) field.
▶ Amount	[node:field_property_amount]	Number (float) field.
▶ Author	[node:author]	
▶ Bathrooms	[node:field_property_bathrooms]	Number (float) field.
▶ Bedrooms	[node:field_property_bedrooms]	Number (float) field.
Body	[node:body]	The main body text of the node.
Content ID	[node:nid]	The unique ID of the content item, or "node".
▶ Content type	[node:content-type]	The content type of the node.

Pattern type *

Content

Path pattern *

property/[node:title]

[Browse available tokens.](#)

Content type

Property

Check to which types this pattern should be applied. Leave empty to allow any.

Label *

Property Machine name: property [\[Edit\]](#)

A short name to help you identify this pattern in the patterns list.

Enabled

[Save](#)

▼ **URL PATH SETTINGS**

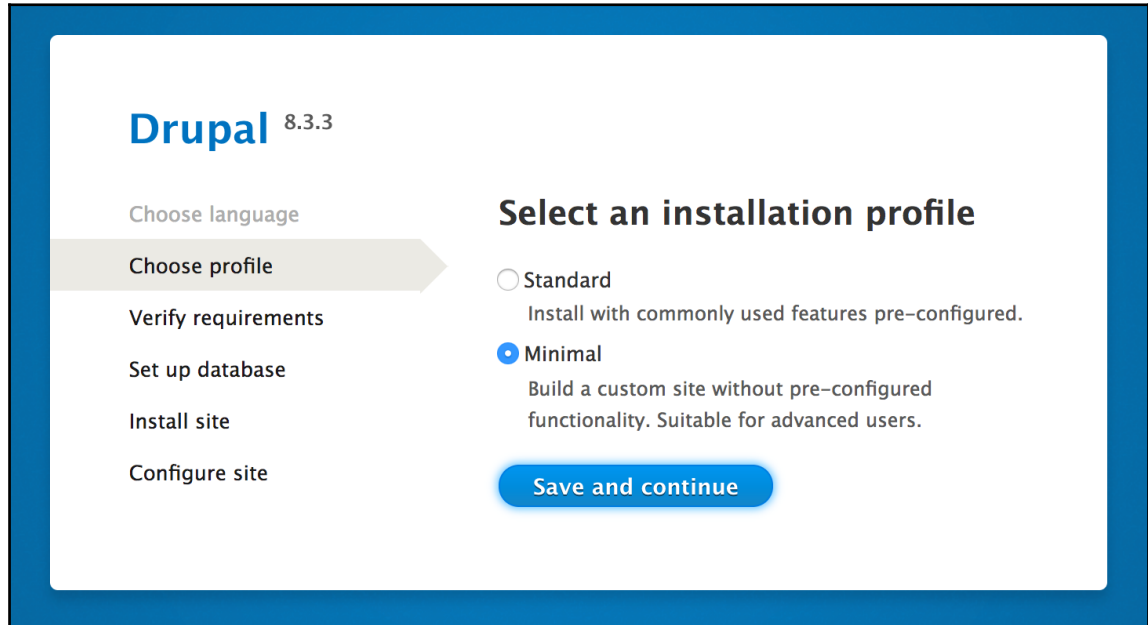
Generate automatic URL alias

Uncheck this to create a custom alias below. [Configure URL alias patterns.](#)

URL alias

Specify an alternative path by which this data can be accessed. For example, type "/about" when writing an about page.

Chapter 6: Express Your Event with Drupal





[Drupal 8 Blueprintscon](#)

Congratulations, you installed Drupal!

admin

- [View](#)
- [Edit](#)

Member for

1 minute 45 seconds

Tools

- [Add content](#)

Administration

- [Administration](#)

Some required modules must be enabled

- You must enable the History, Comment modules to install Forum.

Would you like to continue with the above?

[Cancel](#)

Session status

[Edit](#)[Field settings](#)

These settings apply to the *Session status* field everywhere it is used. These settings impact the way that data is stored in the database and cannot be changed once data has been created.

Allowed values list

```
0|Accepted
1|Declined
2|Pending
```

The possible values this field can contain. Enter one value per line, in the format key|label.

The key is the stored value, and must be numeric. The label will be used in displayed values and edit forms.

The label is optional: if a line contains a single number, it will be used as key and label.

Lists of labels are also accepted (one label per line), only if the field does not hold any values yet. Numeric keys will be automatically generated from the positions in the list.

Allowed HTML tags in labels: `<a>` `` `<big>` `<code>` `` `` `<i>` `<ins>` `<pre>` `<q>` `<small>` `` `` `<sub>` `<sup>` `<tt>` `` `` `` `<p>` `
` ``

Allowed number of values

[Save field settings](#)

127.0.0.1

Field visibility and permissions

Public

Author and administrators can edit, everyone can view.

Private

Only author and administrators can edit and view.

Custom permissions

Define custom permissions for this field.

These permissions apply to all instances of this field.

PERMISSION	ANONYMOUS	AUTHENTICATED	SPEAKER	ORAGANIZER
Create own value for field field_day	<input type="checkbox"/>	<input type="checkbox"/>	<input type="checkbox"/>	<input type="checkbox"/>
Edit own value for field field_day	<input type="checkbox"/>	<input type="checkbox"/>	<input type="checkbox"/>	<input type="checkbox"/>
Edit anyone's value for field field_day	<input type="checkbox"/>	<input type="checkbox"/>	<input type="checkbox"/>	<input type="checkbox"/>
View own value for field field_day	<input type="checkbox"/>	<input type="checkbox"/>	<input type="checkbox"/>	<input type="checkbox"/>
View anyone's value for field field_day	<input type="checkbox"/>	<input type="checkbox"/>	<input type="checkbox"/>	<input type="checkbox"/>

test session

Submitted by admin on Fri, 06/23/2017 - 23:34

Day

Saturday 3rd March 2018

PERMISSION	ANONYMOUS	AUTHENTICATED	SPEAKER	ORAGANIZER
Create own value for field field_day	<input type="checkbox"/>	<input type="checkbox"/>	<input type="checkbox"/>	<input checked="" type="checkbox"/>
Edit own value for field field_day	<input type="checkbox"/>	<input type="checkbox"/>	<input type="checkbox"/>	<input checked="" type="checkbox"/>
Edit anyone's value for field field_day	<input type="checkbox"/>	<input type="checkbox"/>	<input type="checkbox"/>	<input checked="" type="checkbox"/>
View own value for field field_day	<input type="checkbox"/>	<input type="checkbox"/>	<input type="checkbox"/>	<input checked="" type="checkbox"/>
View anyone's value for field field_day	<input checked="" type="checkbox"/>	<input checked="" type="checkbox"/>	<input checked="" type="checkbox"/>	<input checked="" type="checkbox"/>

PERMISSION	ANONYMOUS	AUTHENTICATED	SPEAKER	ORAGANIZER
Create own value for field body	<input type="checkbox"/>	<input checked="" type="checkbox"/>	<input checked="" type="checkbox"/>	<input checked="" type="checkbox"/>
Edit own value for field body	<input type="checkbox"/>	<input checked="" type="checkbox"/>	<input checked="" type="checkbox"/>	<input checked="" type="checkbox"/>
Edit anyone's value for field body	<input type="checkbox"/>	<input type="checkbox"/>	<input type="checkbox"/>	<input checked="" type="checkbox"/>
View own value for field body	<input type="checkbox"/>	<input checked="" type="checkbox"/>	<input checked="" type="checkbox"/>	<input checked="" type="checkbox"/>
View anyone's value for field body	<input checked="" type="checkbox"/>	<input checked="" type="checkbox"/>	<input checked="" type="checkbox"/>	<input checked="" type="checkbox"/>

PERMISSION	ANONYMOUS USER	AUTHENTICATED USER	SPEAKER	ORAGANIZER
View published content	<input checked="" type="checkbox"/>	<input checked="" type="checkbox"/>	<input checked="" type="checkbox"/>	<input checked="" type="checkbox"/>
<i>Session: Create new content</i>	<input type="checkbox"/>	<input checked="" type="checkbox"/>	<input checked="" type="checkbox"/>	<input checked="" type="checkbox"/>
<i>Session: Delete any content</i>	<input type="checkbox"/>	<input type="checkbox"/>	<input type="checkbox"/>	<input type="checkbox"/>
<i>Session: Delete own content</i>	<input type="checkbox"/>	<input type="checkbox"/>	<input type="checkbox"/>	<input type="checkbox"/>
<i>Session: Delete revisions</i> Role requires permission to <i>view revisions</i> and <i>delete rights</i> for nodes in question, or <i>administer nodes</i> .	<input type="checkbox"/>	<input type="checkbox"/>	<input type="checkbox"/>	<input type="checkbox"/>
<i>Session: Edit any content</i>	<input type="checkbox"/>	<input type="checkbox"/>	<input type="checkbox"/>	<input type="checkbox"/>
<i>Session: Edit own content</i>	<input type="checkbox"/>	<input checked="" type="checkbox"/>	<input checked="" type="checkbox"/>	<input checked="" type="checkbox"/>
<i>Session: Revert revisions</i> Role requires permission <i>view revisions</i> and <i>edit rights</i> for nodes in question, or <i>administer nodes</i> .	<input type="checkbox"/>	<input type="checkbox"/>	<input type="checkbox"/>	<input type="checkbox"/>
<i>Session: View revisions</i>	<input type="checkbox"/>	<input type="checkbox"/>	<input type="checkbox"/>	<input type="checkbox"/>

Displays

Page*

+ Add

Edit view name/description

Display name: Page

View Page

TITLE

Title: Dashboard

FORMAT

Format: Table | Settings

FIELDS

Add

Content: Title (Title)

Content: Link to edit Content
(Operation)

Content: Session status (Session
status)

FILTER CRITERIA

Add

Content: Publishing status (= Yes)

Content: Content type (= Session)

SORT CRITERIA

Add

Content: Authored on (desc)

PAGE SETTINGS

Path: /dashboard

Menu: No menu

Access: Permission |
View published content

HEADER

Add

FOOTER

Add

NO RESULTS BEHAVIOR

Add

PAGER

Use pager: Mini |
Mini pager, 10 items

More link: No

▶ ADVANCED

Save

Cancel

127.0.0.1

Configure Header: Global: Unfiltered text



Add unrestricted, custom text or markup. This is similar to the custom text field.

- Display even if view has no result
- Use replacement tokens from the first row

► AVAILABLE GLOBAL TOKEN REPLACEMENTS

Content

► ADMINISTRATIVE TITLE

Apply

Cancel

[Remove](#)

Table | Settings | Access: Permission

Configure Header: Global: Unfiltered text ✕

Add unrestricted, custom text or markup. This is similar to the custom text field.

- Display even if view has no result
- Use replacement tokens from the first row

▼ **REPLACEMENT PATTERNS**

The following tokens are available. You may use Twig syntax in this field.

- `{{ title }}` == Content: Title
- `{{ field_session_status }}` == Content: Session status
- `{{ edit_node }}` == Content: Link to edit Content
- `{{ nothing }}` == Add session

▶ **AVAILABLE GLOBAL TOKEN REPLACEMENTS**

Content

[Apply](#) [Cancel](#) [Remove](#)

Display
×

Configure contextual filter: Content: ID

The contextual filter values are provided by the URL.

▼ **WHEN THE FILTER VALUE IS *NOT* IN THE URL**

Display all results for the specified field
 Provide default value

Type

User ID from logged in user ▼

Show "Page not found"
 Display a summary
 Display contents of "No results found"
 Display "Access Denied"

▶ EXCEPTIONS

Skip default argument for view URL
 Select whether to include this default argument when constructing the URL for this view. Skipping default arguments is useful e.g. in the case of feeds.

▼ **WHEN THE FILTER VALUE *IS* IN THE URL OR A DEFAULT IS PROVIDED**

Override title
 Specify validation criteria

▶ ADMINISTRATIVE TITLE

▶ MORE

Apply
Cancel
Remove

User default page

+ Add User default page

LABEL	ROLES	USER ID(S)	LOGIN PATH	LOGOUT PATH	LOGIN MESSAGE	LOGOUT MESSAGE	OPERATIONS
There is no User default page yet.							



Add User default page

Label *

Authenticated user Machine name:

authenticated_user [\[Edit\]](#)

Label for the User default page.

USER / ROLE

User Roles

-Select-

- Authenticated user
- Speaker
- Oraganizer

Select user roles

Select Role or User or both.

Select User

Type Username here. Add multiple users as comma separated.

LOGIN

Redirect to URL

Enter the internal path.

Message

Enter the message to be displayed.

127.0.0.1

LOGOUT

Redirect to URL

Enter the internal path.

Message

Enter the message to be displayed.

Save

127.0.0.1

Configure Header: Global: Unfiltered text ✕

For
All displays ▼

Page: Style options ✕

Grouping field Nr.1
Content: Time ▼
You may optionally specify a field by which to group the records. Leave blank to not group.

Use rendered output to group rows
If enabled the rendered output of the grouping field is used to group the rows.

Remove tags from rendered output

Grouping field Nr.2
Content: Room ▼
You may optionally specify a field by which to group the records. Leave blank to not group.

Use rendered output to group rows
If enabled the rendered output of the grouping field is used to group the rows.

Remove tags from rendered output

Grouping field Nr.3
- None - ▼
You may optionally specify a field by which to group the records. Leave blank to not group.

Number of columns *
4

Automatic width
The width of each column will be calculated automatically based on the number of columns provided. If additional classes are entered or a theme injects classes based on a grid system, disabling this option may prove beneficial.

Alignment
 Horizontal
 Vertical
Horizontal alignment will place items starting in the upper left and moving right. Vertical alignment will place items starting in the upper left and moving down.

Default column classes

Schedule

0945 - 1000

Room 3

[Symfony](#)

Room 2

[Another great session](#)
[aburrows](#)

1000 - 1045

Room 3

[Drupal Drupal Drupal](#)

0900 - 0945

Room 1

[Another great session](#)
[aburrows](#)

Room 2

[Another great session](#)
[aburrows](#)
[test](#)
[aburrows](#)

[test session](#)
[aburrows](#)

Context

Advanced

Configure where the ShareThis widget should appear.

Location

- Node content
- Block
- Links area

Session View Modes

- Full content
- RSS
- Search index
- Search result highlighting input
- Teaser

Select which view modes the ShareThis widget should appear on for *Session* nodes.

Weight

The weight of the widget determines the location on the page where it will appear.

Save configuration

Chapter 7: Get Teaching with Drupal

Edit Field settings

Lesson video settings for Lesson

Label *

Help text

Instructions to present to the user below this field on the editing form.
Allowed HTML tags: <a> <big> <code> <i> <ins> <pre> <q> <small> <sub> <sup> <tt> <p>

This field supports tokens.

Required field

▼ **DEFAULT VALUE**

The default value for this field, used when creating new content.

Lesson video

Allowed Providers

Vimeo


YouTube

YouTube Playlist

Restrict users from entering information from the following providers. If none are selected any video provider can be used.

Save settings Delete


Drupal Camp London 2017 - Weekend Highlights

 **Drupalcamp London** Channel settings

439 views

+ Add to ↗ Share ... More 👍 11 🗨️ 0

Share Embed Email ✕



Start at:


[View](#) [Edit](#) [Delete](#)

Drupal is great

Lorem ipsum dolor sit amet, consectetur adipisicing elit, sed do eiusmod tempor incididunt ut labore et dolore magna aliqua. Ut enim ad minim veniam, quis nostrud exercitation ullamco laboris nisi ut aliquip ex ea commodo consequat. Duis aute irure dolor in reprehenderit in voluptate velit esse cillum dolore eu fugiat nulla pariatur. Excepteur sint occaecat cupidatat non proident, sunt in culpa qui officia deserunt mollit anim id est laborum.

Lesson video

Drupal Camp London 2017 - Weekend Highlights



Selection criteria

[Delete page](#)[Add variant](#)[Reorder variants](#)

Page information
Page parameters
Page access
Variants
» Lesson
General
Contexts
Selection criteria
Layout
Content

PLUGIN ID	SUMMARY	OPERATIONS
No required conditions have been configured.		
<hr/>		
Content type <input type="text" value="Content type"/>		
<input type="button" value="Add Condition"/>		

Select block



CHAOS TOOLS

- [Entity view \(Content\)](#)
- [Entity view \(User\)](#)

CONTENT

- [Authored by](#)
- [Authored on](#)
- [Body](#)
- [Changed](#)
- [Content type](#)
- [Default translation](#)
- [ID](#)
- [Language](#)
- [Lesson video](#)
- [Promoted to front page](#)
- [Publishing status](#)
- [Revision ID](#)
- [Revision log message](#)
- [Revision timestamp](#)
- [Revision translation affected](#)
- [Revision user ID](#)
- [Sticky at top of lists](#)
- [Title](#)
- [UUID](#)

CORE

- [Page title](#)
- [Primary admin actions](#)
- [Tabs](#)

FORMS

- [User login](#)

LISTS (VIEWS)

- [Recent content](#)
- [Who's online](#)

MENUS

Content

Add block

Block description
Lesson video

Title *

Display title

Label

Formatter

Autoplay
Autoplay the videos for users without the "never autoplay videos" permission. Roles with this permission will bypass this setting.

Responsive Video
Make the video fill the width of it's container, adjusting to the size of the user's screen.

Region *

entity_bundle:node Content type is lesson Edit

Configure Required Context

When the user has the following roles

Anonymous user

Authenticated user

If you select no roles, the condition will evaluate to TRUE for all users.

Negate the condition

Select block ✕

- CUSTOM**
 - [Unauthorised](#)
- FORMS**
 - [User login](#)
- LISTS (VIEWS)**
 - [Recent content](#)
 - [Who's online](#)

Add block ✕

Block description
Unauthorised

Title *

Display title

Region *

[Add block](#)

Development

Commerce is great



Jam is great



Site building

Drupal Apprentices



Drupal is great



Configure filter criterion: Global: Combine fields filter



For

This page (override) ▼

Filter type to expose

- Single filter
 Grouped filters

Grouped filters allow a choice between predefined operator|value pairs.

- Required

Label

Combine fields filter

Description

Operator

Contains ▼

Value

- Expose operator

Allow the user to choose the operator.

- Remember the last selection

Enable to remember the last selection made by the user.

Filter identifier

combine

This will appear in the URL after the ? to identify this filter. Cannot be blank. Only letters, digits and the dot ("."), hyphen ("-"), underscore ("_"), and tilde ("~") characters are allowed.

Choose fields to combine for filtering

Content: Title
Content: Lesson video
Content: Body ▼

This filter doesn't work for very special field handlers.

Apply (this display)

Cancel

[Remove](#)

Title	Available lessons
Path	/available-lessons

Available lessons

Lesson type **Combine fields filter**

Development

Apply

Development

[Commerce is great](#) [Jam is great](#)



Configure contextual filter: Content: Has taxonomy term ID ✕

For

This block (override) ▾

Display content if it has the selected taxonomy terms.

This display does not have a source for contextual filters, so no contextual filter value will be available unless you select 'Provide default'.

▼ WHEN THE FILTER VALUE IS *NOT* AVAILABLE

- Display all results for the specified field
- Provide default value

Type

Taxonomy term ID from URL ▾

- Load default filter from term page
- Load default filter from node page, that's good for related taxonomy blocks
- Limit terms by vocabulary

Vocabularies

- Lesson type

Multiple-value handling

- Filter to items that share all terms
- Filter to items that share any term
- Hide view
- Display a summary
- Display contents of "No results found"
- Display "Access Denied"

▶ EXCEPTIONS

- Skip default argument for view URL

Select whether to include this default argument when constructing the URL for this view. Skipping default arguments is useful e.g. in the case of feeds.

Apply (this display)

Cancel

[Remove](#)

Allow settings: Items per page

▼ WHEN THE FILTER VALUE *IS* AVAILABLE OR A DEFAULT IS PROVIDED

- Override title
- Specify validation criteria

Validator

Taxonomy term ID ▼

Vocabulary

- Lesson type

If none are selected, all are allowed.

- Validate user has access to the *Taxonomy term*

Multiple arguments

- Single ID
- One or more IDs separated by , or +

Action to take if filter value does not validate

Hide view ▼

- Reduce duplicates

This filter can cause items that have more than one of the selected options to appear as duplicate results. If this filter causes duplicate results to occur, this checkbox can reduce those duplicates; however, the more terms it has to search for, the less performant the query will be, so use this with caution. Shouldn't be set on single-value fields, as it may cause values to disappear from display, if used on an incompatible field.

▶ ADMINISTRATIVE TITLE

▶ MORE

Apply (this display)

Cancel

[Remove](#)

HEADER

Add

Chapter 8: Go Static with Drupal

Add view

[Home](#) » [Administration](#) » [Structure](#) » [Views](#)

VIEW BASIC INFORMATION

View name ^{*}

 Description

VIEW SETTINGS

Show: of type: tagged with:

sorted by:

PAGE SETTINGS

Create a page

BLOCK SETTINGS

Create a block

REST EXPORT SETTINGS

Provide a REST export

Cars feed (Content) ☆

Home » Administration » Structure » Views

✓ The view *Cars feed* has been saved.

Displays

REST export [+ Add](#) Edit view name/description ▾

Display name: REST export View REST export ▾

<p>TITLE</p> <p>Title: None</p>	<p>PATH SETTINGS</p> <p>Path: /api/cars</p> <p>Authentication: No authentication is set</p> <p>Access: Permission View published content</p>	<p>▶ ADVANCED</p>
<p>FORMAT</p> <p>Format: Serializer Settings</p> <p>Show: Entity</p>	<p>HEADER</p> <p>The selected display type does not use header plugins</p>	
<p>FIELDS</p> <p>The selected style or row format does not use fields.</p>	<p>FOOTER</p> <p>The selected display type does not use footer plugins</p>	
<p>FILTER CRITERIA Add ▾</p> <p>Content: Publishing status (= Yes)</p> <p>Content: Content type (= Cars)</p>	<p>NO RESULTS BEHAVIOR</p> <p>The selected display type does not use empty plugins</p>	
<p>SORT CRITERIA Add ▾</p> <p>Content: Authored on (desc)</p>	<p>PAGER</p> <p>Items to display:</p> <p>Display a specified number of items 10 items</p>	

[Save](#) [Cancel](#)

PATH SETTINGS ▶ ADVANCED

REST export: Style options ✕

Force using fields
If neither the row nor the style plugin supports fields, this field allows to enable them, so you can for example use groupby.

Accepted request formats

json

xml

Request formats that will be allowed in responses. If none are selected all formats will be allowed.

[Apply](#) [Cancel](#)

REST export: Row style options ✕

FIELD	ALIAS
title	<input style="width: 90%;" type="text" value="name"/>
body	<input style="width: 90%;" type="text" value="description"/>
field_car_photo	<input style="width: 90%;" type="text" value="photos"/>
field_manu	<input style="width: 90%;" type="text" value="manufacturer"/>
field_model	<input style="width: 90%;" type="text" value="model"/>

```
[{"name": "Audi A5", "body": "\u003Cp\u003EThe\u00a0\u003Cstrong\u003EAudi A5\u003C\/strong\u003E\u00a0is a series of\u00a0\u003Ca href=\u0022https:\/\/en.wikipedia.org\/wiki\/Entry-level_luxury_car\u0022\u003Ecompact executive cars\u003C\/a\u003E\u00a0produced by the German automobile manufacturer\u00a0\u003Ca href=\u0022https:\/\/en.wikipedia.org\/wiki\/Audi\u0022\u003EAudi\u003C\/a\u003E\u00a0since March 2007. The A5 range comprises the\u00a0\u003Ca href=\u0022https:\/\/en.wikipedia.org\/wiki\/Coup%C3%A9\u0022\u003Ecoup\u00e9\u003C\/a\u003E, \u00a0\u003Ca href=\u0022https:\/\/en.wikipedia.org\/wiki\/Convertible_(car)\u0022\u003Ecabriolet\u003C\/a\u003E, and \u0022Sportback\u0022 (a five door\u00a0\u003Ca href=\u0022https:\/\/en.wikipedia.org\/wiki\/Hatchback#Liftback\u0022\u003EHatchback coup\u00e9\u003C\/a\u003E\u00a0featuring a\u00a0\u003Ca href=\u0022https:\/\/en.wikipedia.org\/wiki\/Fastback\u0022\u003Efastback\u003C\/a\u003Elike roofline with a steeply raked rear window with integrated\u00a0\u003Ca href=\u0022https:\/\/en.wikipedia.org\/wiki\/Trunk_lid\u0022\u003Etrunk lid\u003C\/a\u003E) version of the\u00a0\u003Ca href=\u0022https:\/\/en.wikipedia.org\/wiki\/Audi_A4\u0022\u003EAudi A4\u003C\/a\u003E\u00a0\u003Ca href=\u0022https:\/\/en.wikipedia.org\/wiki\/Sedan_(car)\u0022\u003Esaloon\u003C\/a\u003E\u00a0and\u00a0\u003Ca href=\u0022https:\/\/en.wikipedia.org\/wiki\/Station_wagon\u0022\u003Eestate\u003C\/a\u003E\u00a0models.\u003C\/p\u003E\n\n\u003Cp\u003EUnder Audi\u0027s internal platform numbering convention, the A5 is a member of the\u00a0\u003Cem\u003EB-platform\u003C\/em\u003E\u00a0series of vehicles, sharing its platform designation with the A4 saloon and\u00a0\u003Cem\u003EAvant\u003C\/em\u003E. The first generation A5 (\u003Cem\u003EType 8T\u003C\/em\u003E) is therefore a member of the\u00a0\u003Cem\u003EB8\u003C\/em\u003Efamily, whilst the second generation 2016 model is based on the\u00a0\u003Cem\u003EB9\u003C\/em\u003E.\u003C\/p\u003E\n\n\u003Cp\u003E\u003C\/a\u003E\u00a0Both are derived from the\u00a0\u003Ca href=\u0022https:\/\/en.wikipedia.org\/wiki\/Volkswagen_Group_MLB_platform\u0022\u003EVolkswagen MLB\u003C\/a\u003E (Modular Longitudinal Matrix) architecture.\u003C\/p\u003E", "field_car_photo": "\\/sites\/chapter8.dd\/files\/2017-07\/audi-a5-black.jpg", "field_manu": "Audi"}]
```

Configure contextual filter: Content: ID ✕

unless you select 'Provide default'.

▼ WHEN THE FILTER VALUE IS *NOT* AVAILABLE

Display all results for the specified field
 Provide default value

Type

Show "Page not found"
 Display a summary
 Display contents of "No results found"
 Display "Access Denied"

▶ EXCEPTIONS

Skip default argument for view URL
Select whether to include this default argument when constructing the URL for this view. Skipping default arguments is useful e.g. in the case of feeds.

▼ WHEN THE FILTER VALUE *IS* AVAILABLE OR A DEFAULT IS PROVIDED

Override title
 Specify validation criteria

Validator

Action to take if filter value does not validate

▶ ADMINISTRATIVE TITLE

▶ MORE

[Remove](#)

All Car Names

BMW i8

Audi A5

Download & Extend

[Drupal Core](#) [Distributions](#) [Modules](#) [Themes](#)

Issues for Drupal core

[Create a new issue](#) [Advanced search](#) [E-mail notifications](#)

Search for Assigned Submitted by Followers

Status

Open issues -
 Active
 Needs work
 Needs review

Priority

Critical
 Major
 Normal
 Minor

Category

Bug report
 Task
 Feature request
 Support request

Version

- 9.x issues -
 - 8.x issues -
 - 7.x issues -
 - 6.x issues -

Component

ajax system
 asset library system
 base system
 batch system

Issue tags

Is one of

Displaying 27 issues.

Summary	Status	Priority	Category	Version	Component	Replies	Last updated	Assigned to	Created
["shortcut" entity type does not exist], then: [TypeError: Argument 1 passed to Drupal\Core\Entity\Sq\DefaultTableMapping::requiresDedicatedTableStorage()] new	Active	Critical	Bug report	8.3.6	other	2 2 new	1 hour 1 min		1 hour 3 min
["shortcut" entity type does not exist], then: [TypeError: Argument 1 passed to Drupal\Core\Entity\Sq\DefaultTableMapping::requiresDedicatedTableStorage()] new	Active	Critical	Bug report	8.3.6	other	1 1 new	2 hours 11 min		2 hours 11 min
Concurrently editing two translations of a node may result in data loss for non-translatable fields new	Needs review	Critical	Bug report	8.4.x-dev	entity system	41 9 new	2 days 12 hours		7 months 3 weeks

Table of Contents

Index

2

Index