
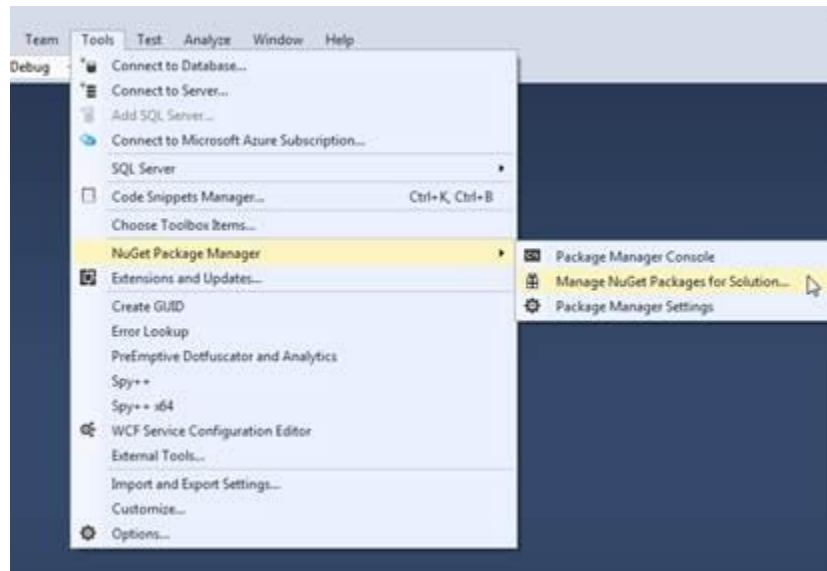
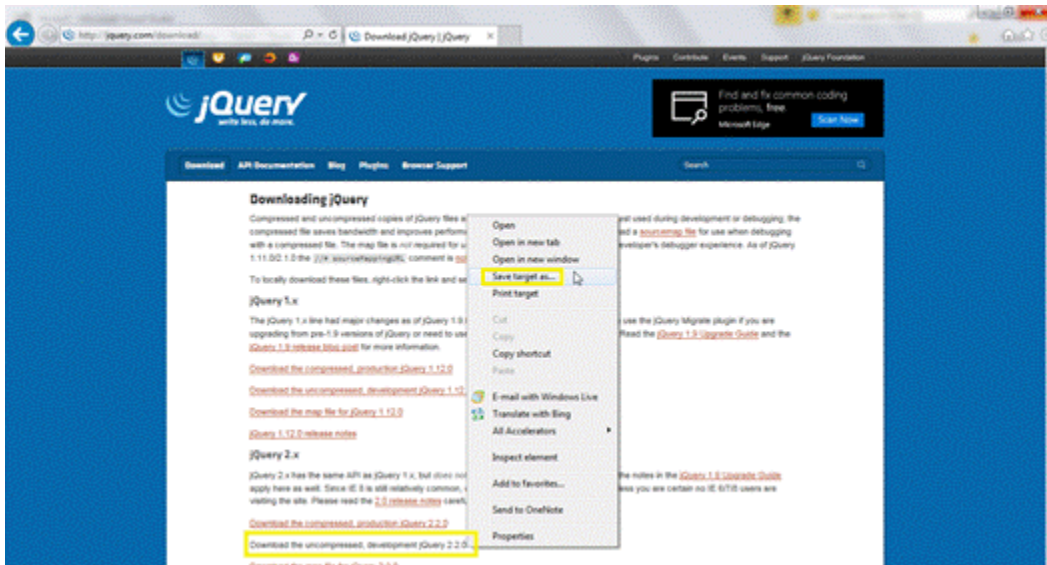
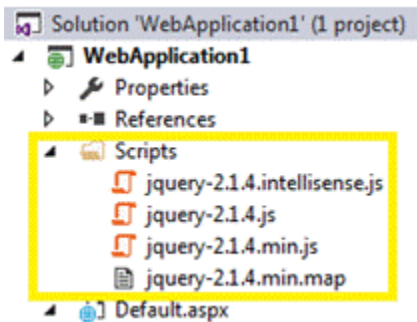
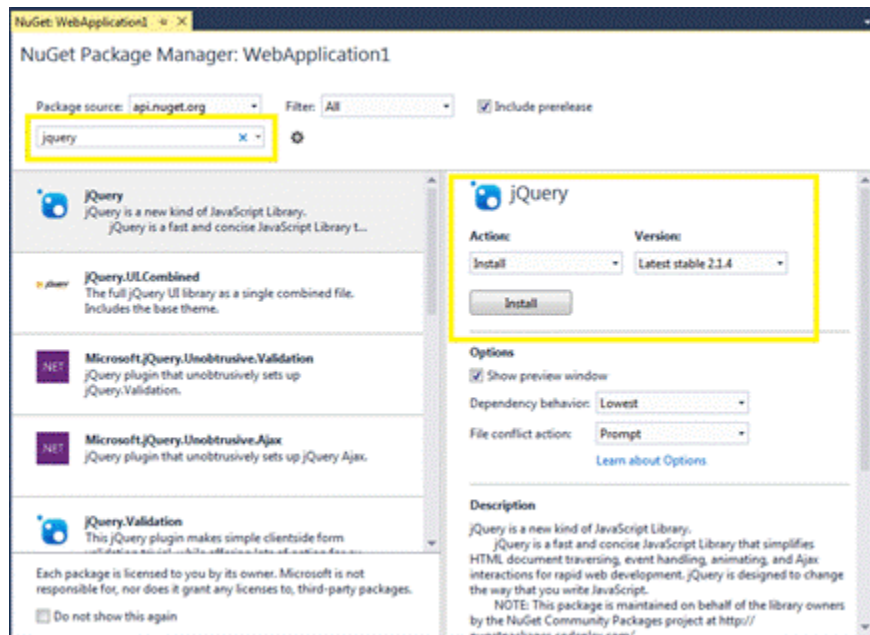
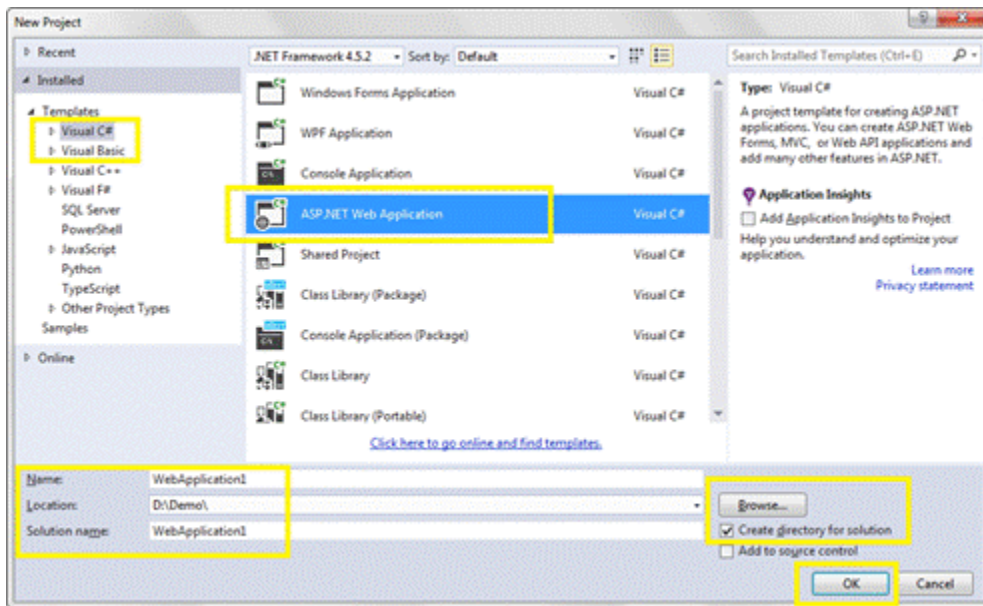
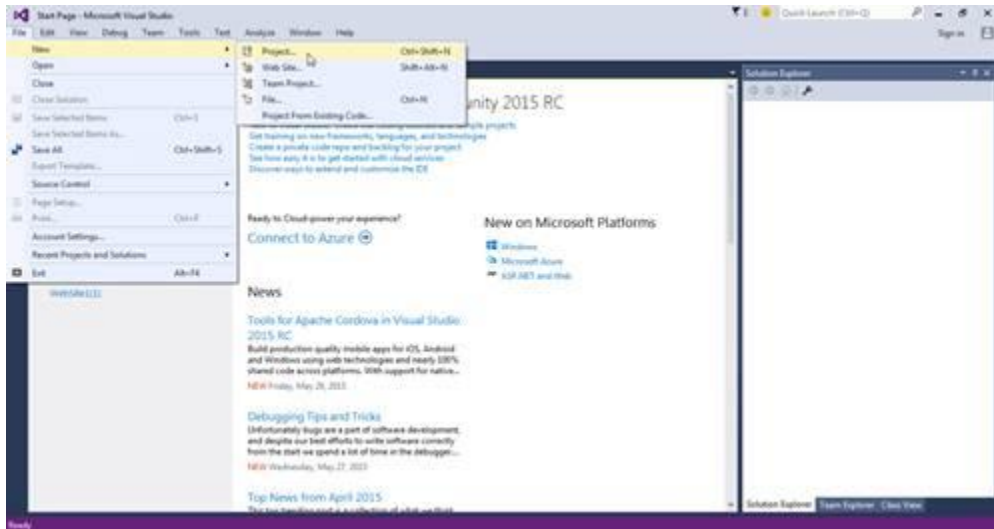


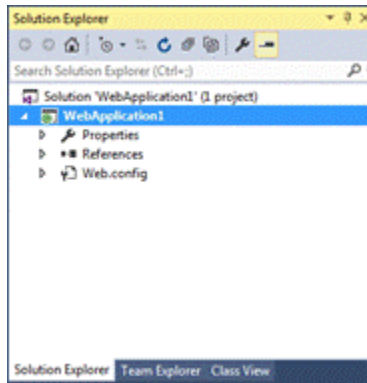
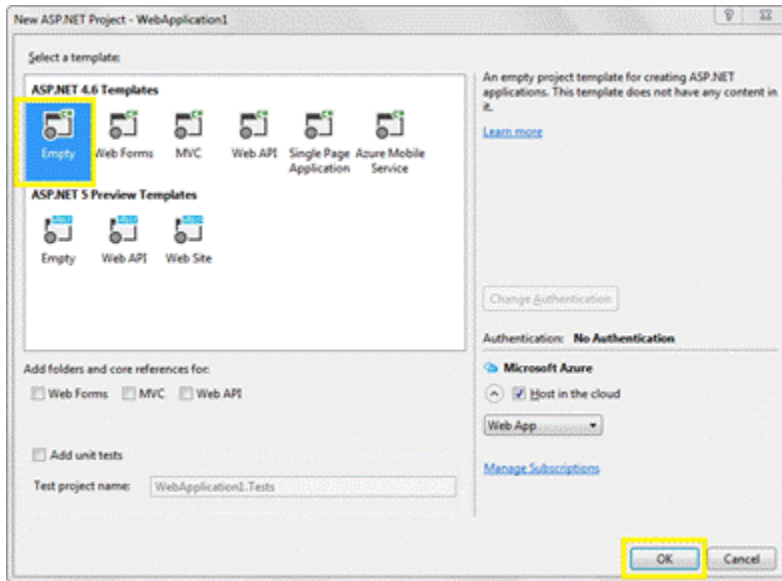
Chapter 1: Getting Started with jQuery in ASP.NET

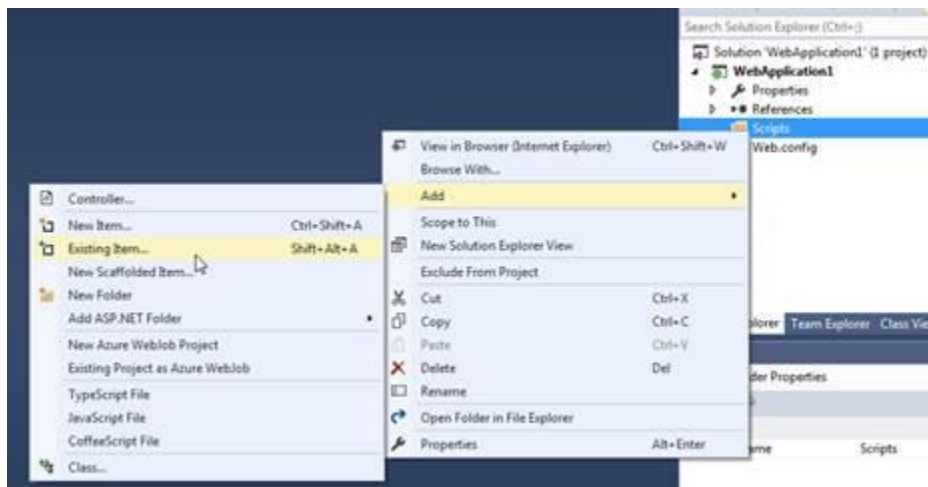
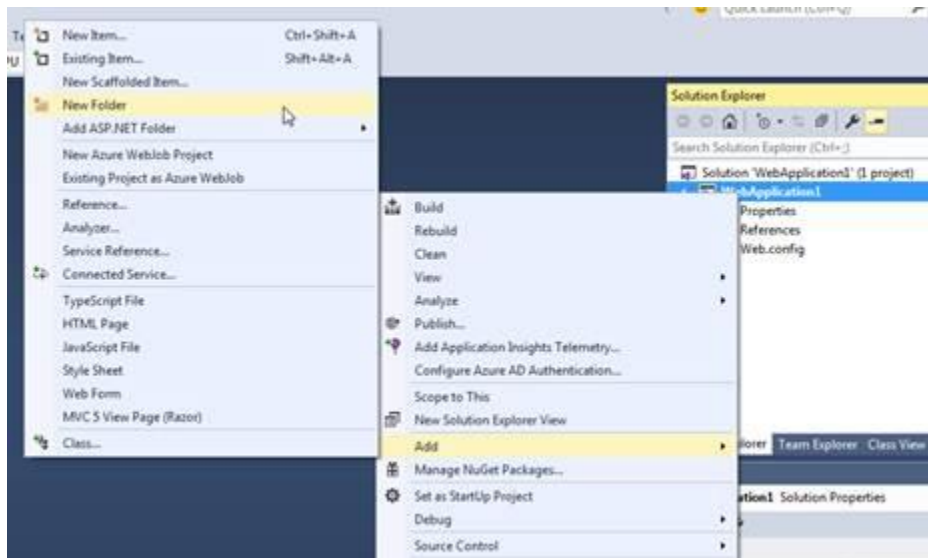


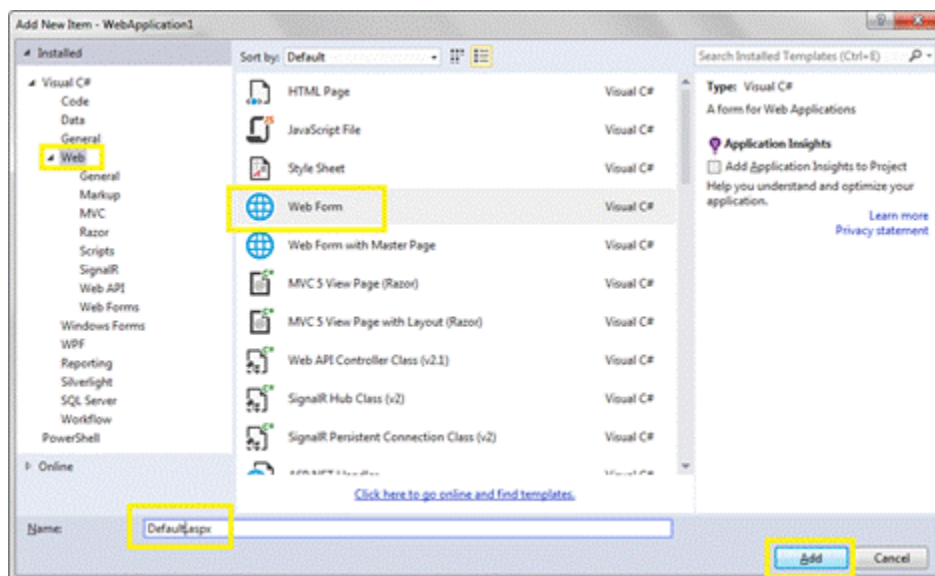
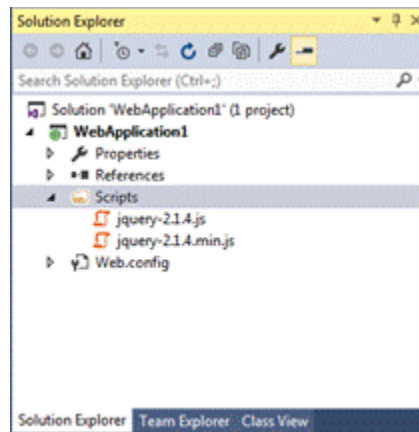










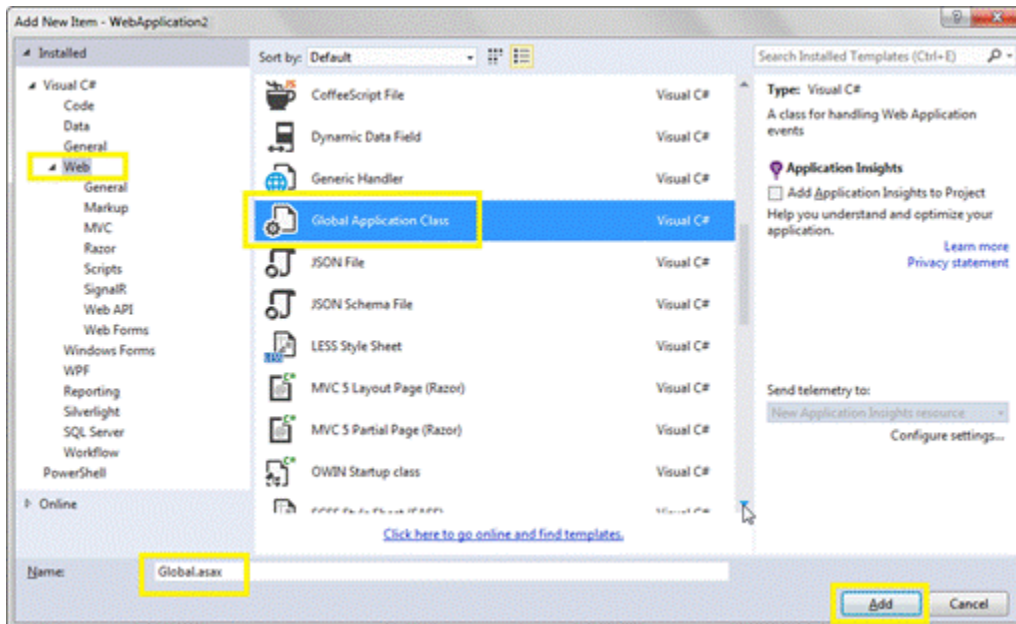
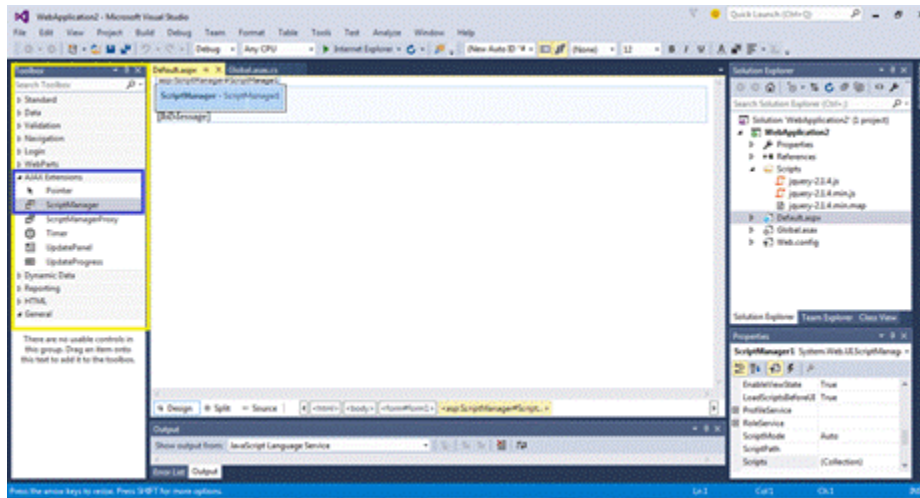


```
Default.aspx - X
<%@ Page Language="C#" AutoEventWireup="true" CodeBehind="Default.aspx.cs" Inherits="WebApplication1.Default" %>

<!DOCTYPE html>

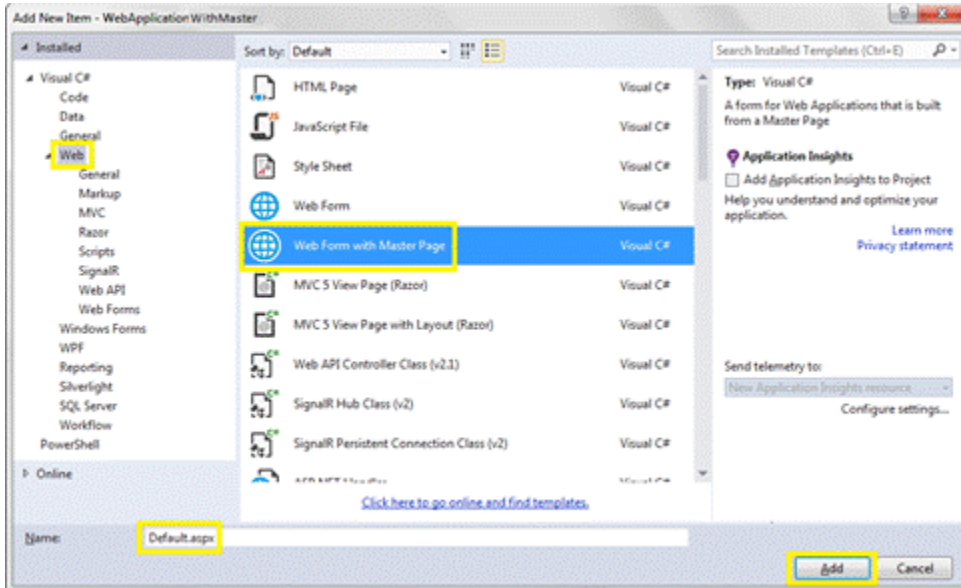
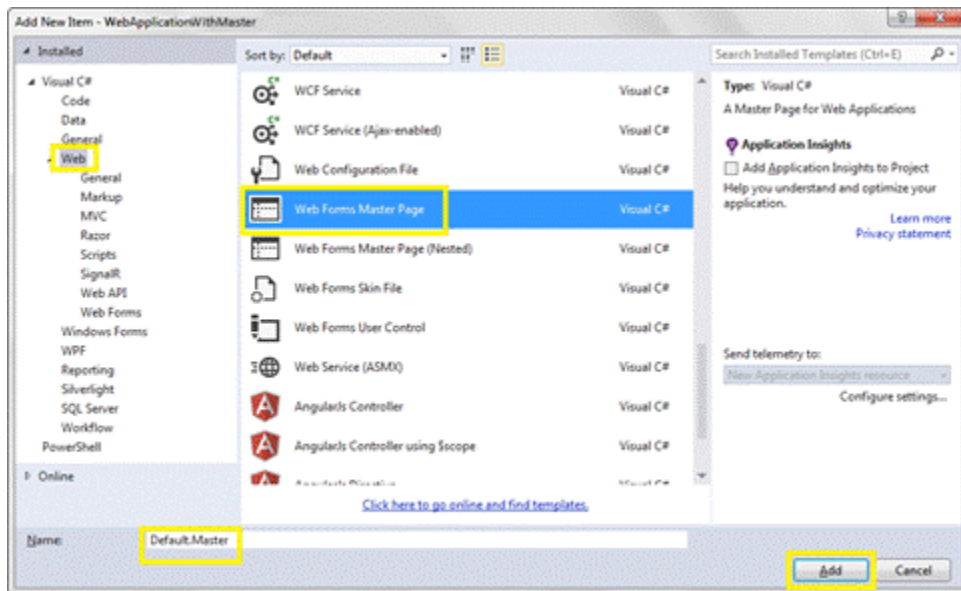
<html xmlns="http://www.w3.org/1999/xhtml">
<head runat="server">
  <title></title>
  <script src="Scripts/jquery-2.1.4.js"></script>
</head>
<body>
  <form id="form1" runat="server">
    <div>

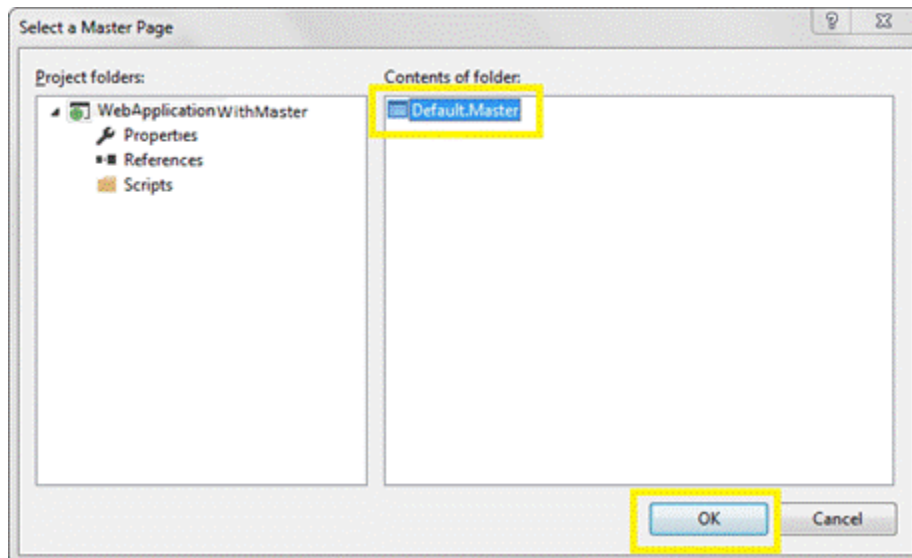
    </div>
  </form>
</body>
</html>
```



```

60 <script src="https://ajax.googleapis.com/ajax/libs/jquery/2.1.4/jquery.js" type="text/javascript"></script>
61 <script type="text/javascript">
62 //
63 (window.jQuery)||document.write("&lt;script type='text/javascript' src='Scripts/jquery-2.1.4.js'&gt;&lt;/script&gt;"); //]]&gt;
64 &lt;/script&gt;
</pre>
</div>
```



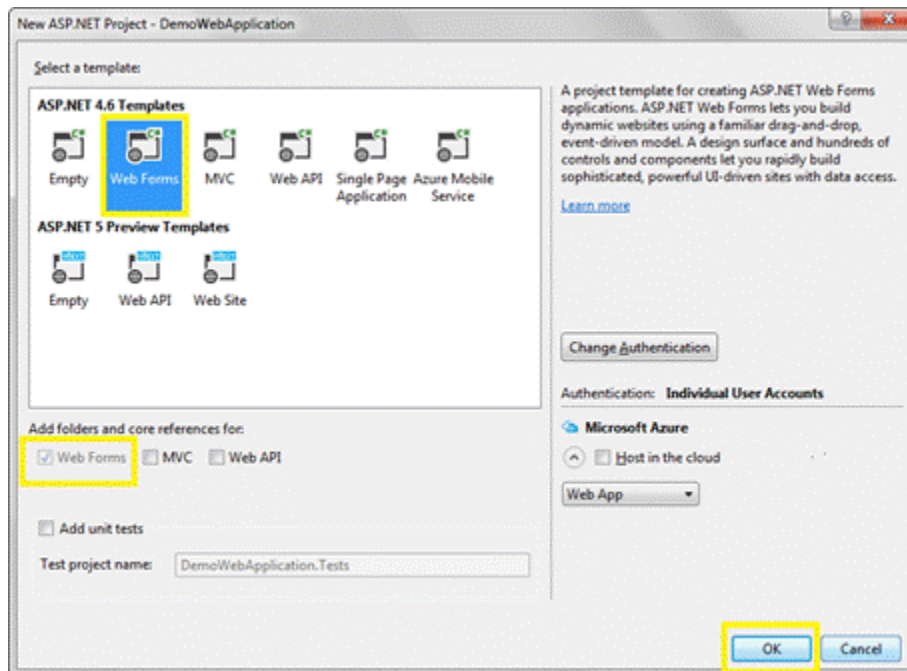
```
Default.Master [X]
<%@ Master Language="C#" AutoEventWireup="true" CodeBehind="Default.master.cs"
    <!DOCTYPE html>
    <html xmlns="http://www.w3.org/1999/xhtml">
    <head runat="server">
        <title></title>
        <script src="Scripts/jquery-2.1.4.js"></script>
        <asp:ContentPlaceHolder ID="head" runat="server">
        </asp:ContentPlaceHolder>
    </head>
    <body>
        <form id="form1" runat="server">
            <div>
                <asp:ContentPlaceHolder ID="ContentPlaceHolder1" runat="server">
                </asp:ContentPlaceHolder>
            </div>
        </form>
    </body>
    </html>
```

```
Default.Master  X
<%@ Master Language="C#" AutoEventWireup="true" CodeBehind="Default.master.cs" %>

<!DOCTYPE html>

<html xmlns="http://www.w3.org/1999/xhtml">
<head runat="server">
<title></title>
<asp:ContentPlaceHolder ID="head" runat="server">
</asp:ContentPlaceHolder>
</head>
<body>
<form id="form1" runat="server">
<asp:ScriptManager ID="ScriptManager1" runat="server">
<Scripts>
<asp:ScriptReference Name="jquery" />
</Scripts>
</asp:ScriptManager>
<div>
<asp:ContentPlaceHolder ID="ContentPlaceHolder1" runat="server">
</asp:ContentPlaceHolder>
</div>
</form>
</body>
</html>
```

```
47 <script src="/ScriptResource.axd?d=JnUc-
DED0M5KzzVKtsL1tWQXgDXznDSNNISjzABYw3drmtadyDwn22DpnoivCLvgS6CzoVY7dYC3wa1QJKE6aW1Zclo_
6yPYvjEGSQgOFFLhkfTLCEj1jxPSSUWmsFV5bV1NYzWfAajkgqSNoqa7KdhV5zseD3mySnEudsbag83BrohiUsPTc_UWJzv7Av0
&amp;t=fffffffa1161f9a" type="text/javascript"></script>
48 <script src="/Scripts/jquery-2.1.4.js" type="text/javascript"></script>
49 <script type="text/javascript">
50 //
51 Sys.WebForms.PageRequestManager._initialize('ctl00$ctl02', 'form1', [], [], [], 90, 'ctl00');
52 //]]&gt;
53 &lt;/script&gt;
54
55 &lt;div&gt;
56
57 &lt;span id="ContentPlaceHolder1_lblMessage"&gt;Label&lt;/span&gt;
9 &lt;body&gt;
10 &lt;form method="post" action="Default.aspx" id="form1"&gt;
11 &lt;div class="aspnetHidden"&gt;
12 &lt;input type="hidden" name="__VIEWSTATE" id="__VIEWSTATE"
value="izmZujHjwYbcnI3hw8PheF062FHsi0Sjmb3mw3MH8r1XD2c4NHk7hA9Ar1PuY2Le5Dg4Hu9BcLi/zmD8r4nthC4xCnZIMgUyEu
Sg+74g5k=" /&gt;
13 &lt;/div&gt;
14
15
16 &lt;script src="/Scripts/jquery-2.1.4.js" type="text/javascript"&gt;&lt;/script&gt;</pre></div>
```



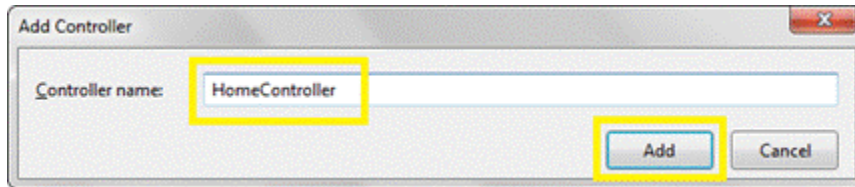
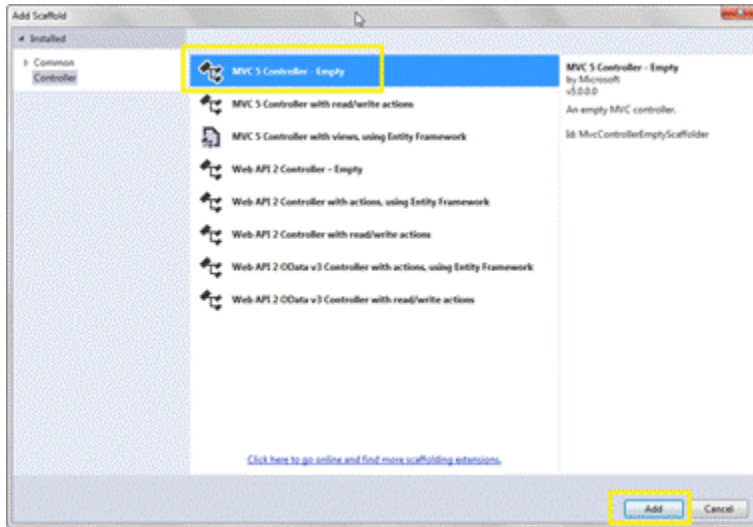
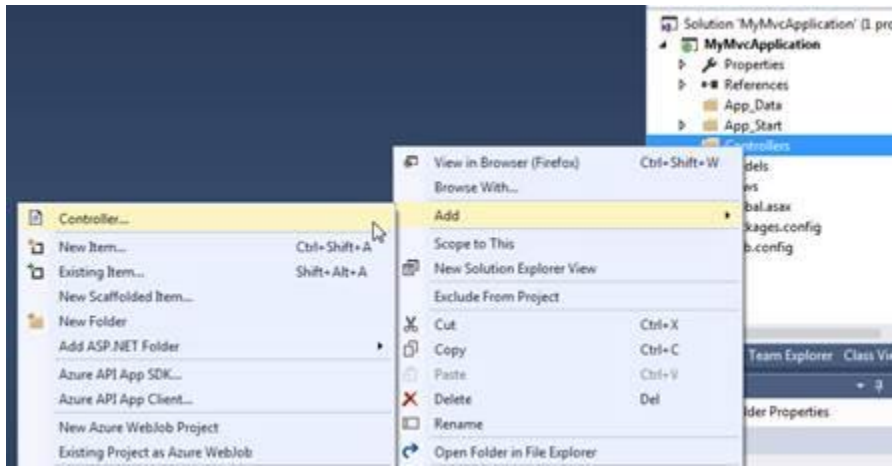
```

Global.asax.cs Site.Master Default.aspx
<link href="~/favicon.ico" rel="shortcut icon" type="image/x-icon" />

</head>
<body>
  <form runat="server">
    <asp:ScriptManager runat="server">
      <Scripts>
        <!-- To learn more about bundling scripts in ScriptManager see http://go.microsoft.com/fwlink/?linkID=301884 -->
        <!-- Framework Scripts -->
        <asp:ScriptReference Name="MsAjaxBundle" />
        <asp:ScriptReference Name="jquery" />
        <asp:ScriptReference Name="bootstrap" />
        <asp:ScriptReference Name="respond" />
        <asp:ScriptReference Name="WebForms.js" Assembly="System.Web" Path="~/Scripts/WebForms/WebForms.js" />
        <asp:ScriptReference Name="WebUIValidation.js" Assembly="System.Web" Path="~/Scripts/WebForms/WebUIValidation.js" />
        <asp:ScriptReference Name="MenuStandards.js" Assembly="System.Web" Path="~/Scripts/WebForms/MenuStandards.js" />
        <asp:ScriptReference Name="GridView.js" Assembly="System.Web" Path="~/Scripts/WebForms/GridView.js" />
        <asp:ScriptReference Name="TreeView.js" Assembly="System.Web" Path="~/Scripts/WebForms/TreeView.js" />
        <asp:ScriptReference Name="WebParts.js" Assembly="System.Web" Path="~/Scripts/WebForms/WebParts.js" />
        <asp:ScriptReference Name="Focus.js" Assembly="System.Web" Path="~/Scripts/WebForms/Focus.js" />
        <asp:ScriptReference Name="WebFormsBundle" />
        <!-- Site Scripts -->
      </Scripts>
    </asp:ScriptManager>

50 <script src="http://ajax.aspnetcdn.com/ajax/jquery/jquery-2.1.4.js" type="text/javascript"></script>
51 <script type="text/javascript">
52 //
53 (window.jQuery)[document.write('&lt;script type="text/javascript" src="Scripts/jquery-2.1.4.js"&gt;&lt;/script&gt;'); //]]&gt;
54 &lt;/script&gt;
</pre>
</div>
```

```
50 <script src="https://ajax.googleapis.com/ajax/libs/jquery/2.1.4/jquery.js" type="text/javascript"></script>
51 <script type="text/javascript">
52 //
53 (window.jQuery||document.write('&lt;script type="text/javascript" src="Scripts/jquery-2.1.4.js"&gt;&lt;/script&gt;'))];]]&gt;
54 &lt;/script&gt;
55</pre></div><div data-bbox="237 215 750 422" data-label="Image"><img alt="Screenshot of a web browser window showing 'Hello World!!'"/>A screenshot of a web browser window. The address bar shows 'http://localhost:61347'. The page content displays 'Hello World!!' in a large, bold, black font.</div><div data-bbox="224 432 762 757" data-label="Image"><img alt="Screenshot of the 'New ASP.NET Project' dialog box in Visual Studio."/>A screenshot of the 'New ASP.NET Project' dialog box in Visual Studio. The title is 'New ASP.NET Project - MyMvcApplication'. Under 'Select a template:', the 'ASP.NET 4.5.2 Templates' section has the 'Empty' template selected with a yellow box. Below it, 'Add folders and core references for:' has 'Web Forms' and 'Web API' unchecked, and 'MVC' checked with a yellow box. At the bottom, the 'Test project name' is 'MyMvcApplication.Tests' and the 'OK' button is highlighted with a yellow box.</div>
```




```
HomeController.cs
MyMvcApplication
MyMvcApplication.Controllers.HomeController
Index()

using System;
using System.Collections.Generic;
using System.Linq;
using System.Web;
using System.Web.Mvc;

namespace MyMvcApplication.Controllers
{
    public class HomeController
    {
        // GET: Home
        public ActionResult Index()
        {
            return View();
        }
    }
}
```

Add View

View name: Index

Template: Empty (without model)

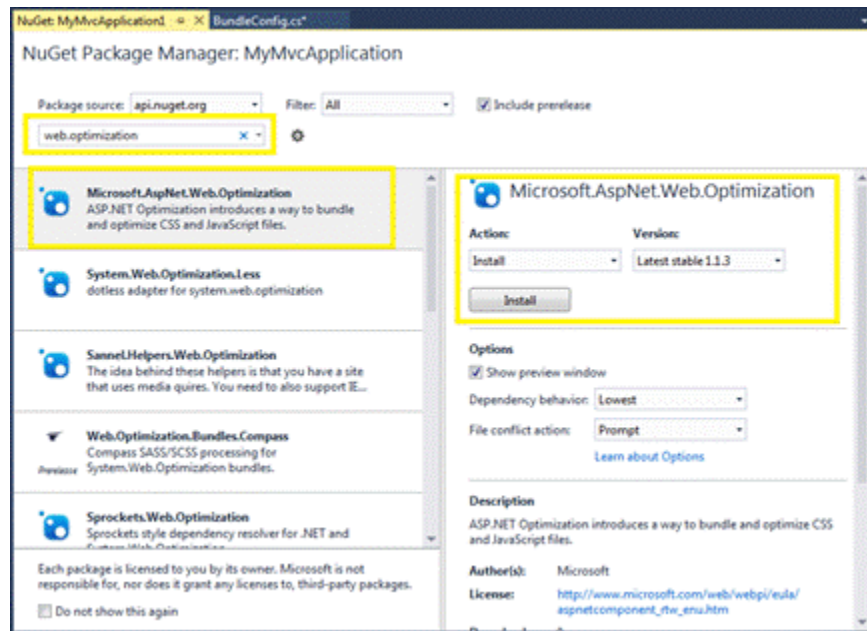
Model class:

Options:

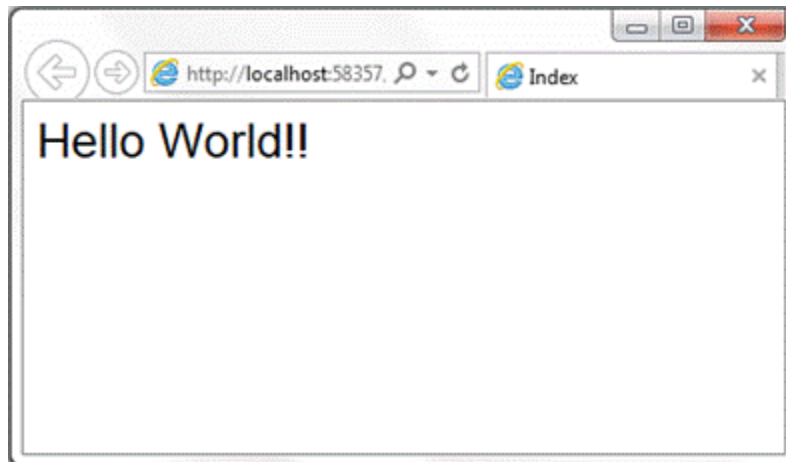
- Create as a partial view
- Reference script libraries
- Use a layout page

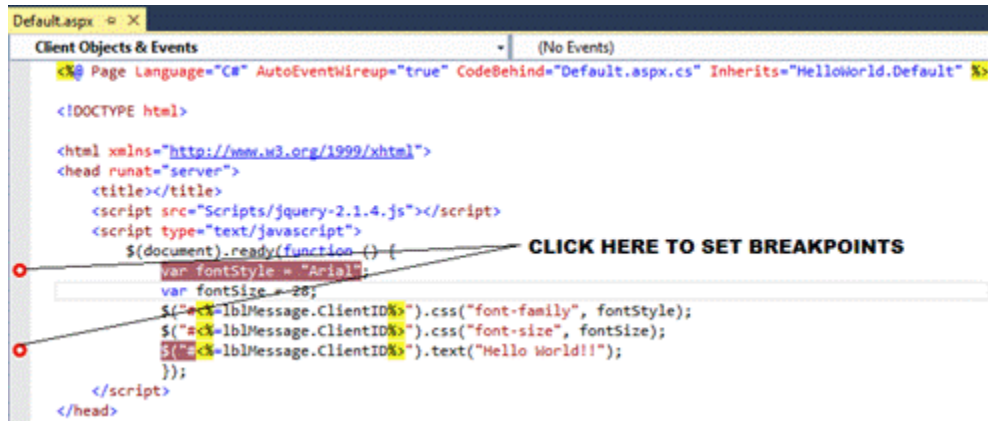
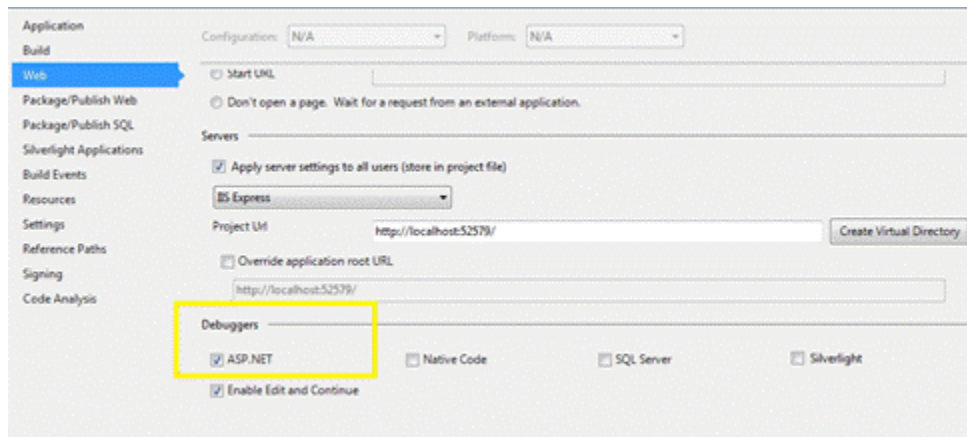
(Leave empty if it is set in a Razor _viewstart file)

Add Cancel



```
<html>
<head>
  <meta name="viewport" content="width=device-width" />
  <title>Index</title>
  <script src="/Scripts/jquery?v=gGGRI7xCOnEK-4qvKXXwhmbyGmA8S3tmz-Wto5bGsIc1"></script>
</head>
<body>
```





Default.aspx

```
<html xmlns="http://www.w3.org/1999/xhtml">
<head><title>

</title>
<script src="Scripts/jquery-2.1.4.js"></script>
<script type="text/javascript">
    $(document).ready(function () {
        var fontStyle = "Arial";
        var fontSize = 28;
        $("#lblMessage").css("font-family", fontStyle);
        $("#lblMessage").css("font-size", fontSize);
        $("#lblMessage").text("Hello World!!");
    });
</script>
</head>
```

100 %

Source <html> <head> <script>

Watch 1

Name	Value	Type
fontStyle	"Arial"	String
fontSize	28	Number

Watch 1 Autos Locals

Breakpoints

New [X] [] [] [] [] [] Columns Search: In Column: All visible

Name	Labels	Condition	Hit Count
<input checked="" type="checkbox"/> <input type="checkbox"/> http://localhost:61347/Default.aspx, line 12 (from Default.aspx, line 11 character 13)		(no condition)	break always (currently 1)
<input checked="" type="checkbox"/> <input type="checkbox"/> line generated from Default.aspx, line 15 character 13		(no condition)	break always

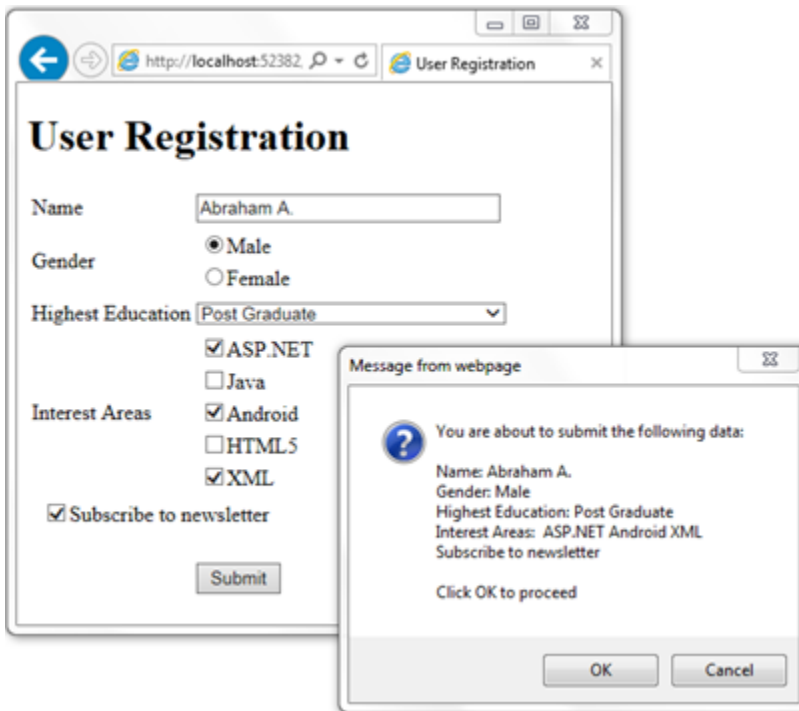
Call Stack Breakpoints Exception Settings Command Window Immediate Window Output

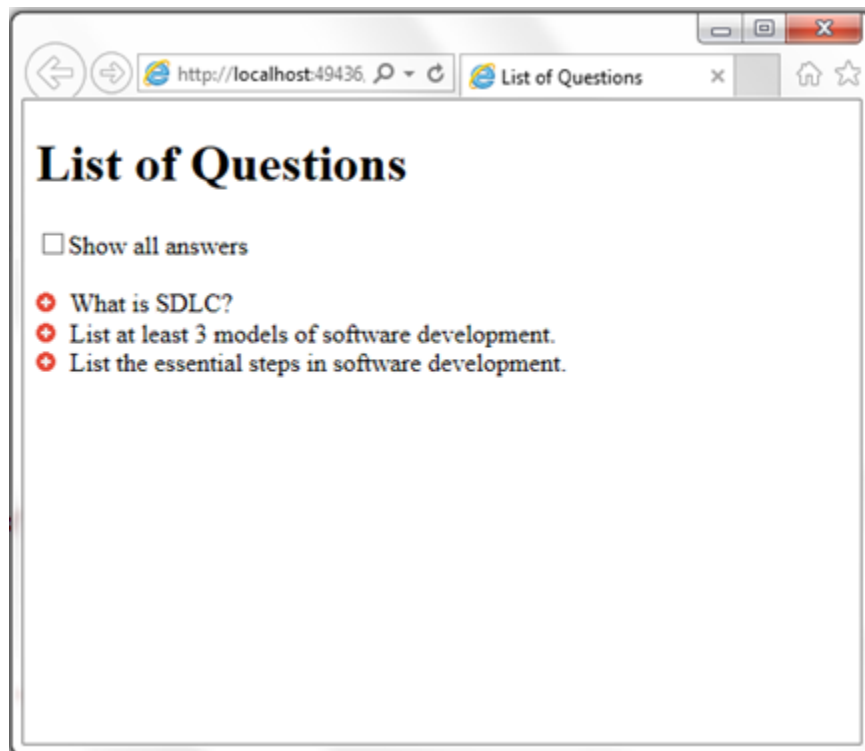
Chapter 2: Using jQuery Selectors with ASP.NET Controls



The image shows a web browser window with the address bar displaying 'https://localhost:52382' and the page title 'User Registration'. The form is titled 'User Registration' and contains the following fields and controls:

- Name:** A text input field.
- Gender:** Two radio buttons labeled 'Male' and 'Female'.
- Highest Education:** A dropdown menu with the placeholder text '--Select--'.
- Interest Areas:** A list of checkboxes for 'ASP.NET', 'Java', 'Android', 'HTML5', and 'XML'.
- Subscribe to newsletter:** A checkbox.
- Submit:** A button at the bottom of the form.





The image shows a web browser window with the following content:

- Address bar: <http://localhost:49436>
- Page Title: List of Questions
- Section Header: **List of Questions**
- Form Element: Show all answers
- List of Questions:
 - ✦ What is SDLC?
 - ✦ List at least 3 models of software development.
 - ✦ List the essential steps in software development.

Browser window: <http://localhost:49436> List of Questions

List of Questions

Show all answers

- What is SDLC?
The systems development life cycle (SDLC), also referred to as the application development life-cycle, is a term used in systems engineering, information systems and software engineering to describe a process for planning, creating, testing, and deploying an information system.
-Wikipedia
- List at least 3 models of software development.
 - Waterfall model
 - Spiral model
 - Rapid Application Development (RAD) model
- List the essential steps in software development.
 - Requirements Gathering
 - Design
 - Implementation
 - Evaluation

Browser window: <http://localhost:59343/Default.aspx> List of Suppliers

File Edit View Favorites Tools Help

List of Suppliers

<input type="checkbox"/>	<u>SupplierID</u>	<u>CompanyName</u>	<u>Address</u>	<u>City</u>	<u>Region</u>	<u>PostalCode</u>	<u>Country</u>
<input type="checkbox"/>	1	Exotic Liquids	49 Gilbert St.	London		EC1 4SD	UK
<input type="checkbox"/>	2	New Orleans Cajun Delights	P.O. Box 78934	New Orleans	LA	70117	USA
<input type="checkbox"/>	3	Grandma Kelly's Homestead	707 Oxford Rd.	Ann Arbor	MI	48104	USA
<input type="checkbox"/>	4	Tokyo Traders	9-8 Sekimai Musashino-shi	Tokyo		100	Japan
<input type="checkbox"/>	5	Cooperativa de Quesos 'Las Cabras'	Calle del Rosal 4	Oviedo	Asturias	33007	Spain
<input type="checkbox"/>	6	Mayumi's	92 Setsuko Chuo-ku	Osaka		545	Japan
<input type="checkbox"/>	7	Pavlova, Ltd.	74 Rose St. Moonie Ponds	Melbourne	Victoria	3058	Australia
<input type="checkbox"/>	8	Specialty Biscuits, Ltd.	29 King's Way	Manchester		M14 GSD	UK
<input type="checkbox"/>	9	PB Knäckebröd AB	Kaloadagatan 13	Göteborg		S-345 67	Sweden
<input type="checkbox"/>	10	Refrescos Americanas LTDA	Av. das Americanas 12.890	Sao Paulo		5442	Brazil

[1](#) [2](#) [3](#)

Browser window: http://localhost:59343/Default.aspx | List of Suppliers

List of Suppliers

SupplierID	CompanyName	Address	City	Region	PostalCode	Country
<input type="checkbox"/>	18	Aux joyeux ecclésiastiques	203, Rue des Francs-Bourgeois	Paris	75004	France
<input type="checkbox"/>	16	Bigfoot Breweries	3400 - 8th Avenue Suite 210	Bend	OR 97101	USA
<input type="checkbox"/>	5	Cooperativa de Quesos 'Las Cabras'	Calle del Rosal 4	Oviedo	Asturias 33007	Spain
<input checked="" type="checkbox"/>	27	Escargots Nouveaux	22, rue H. Voiron	Montceau	71300	France
<input type="checkbox"/>	1	Exotic Liquids	49 Gilbert St.	London	EC1 4SD	UK
<input type="checkbox"/>	29	Forêts d'érables	148 rue Chasseur	Ste-Hyacinthe	Québec J2S 7S8	Canada
<input checked="" type="checkbox"/>	14	Formaggi Fortini s.r.l.	Viale Dante, 75	Ravenna	48100	Italy
<input type="checkbox"/>	28	Gai pâturage	Bat. B 3, rue des Alpes	Annecy	74000	France
<input type="checkbox"/>	24	G'day, Mate	170 Prince Edward Parade Hunter's Hill	Sydney	NSW 2042	Australia
<input checked="" type="checkbox"/>	3	Grandma Kelly's Homestead	707 Oxford Rd.	Ann Arbor	MI 48104	USA

1 2 3

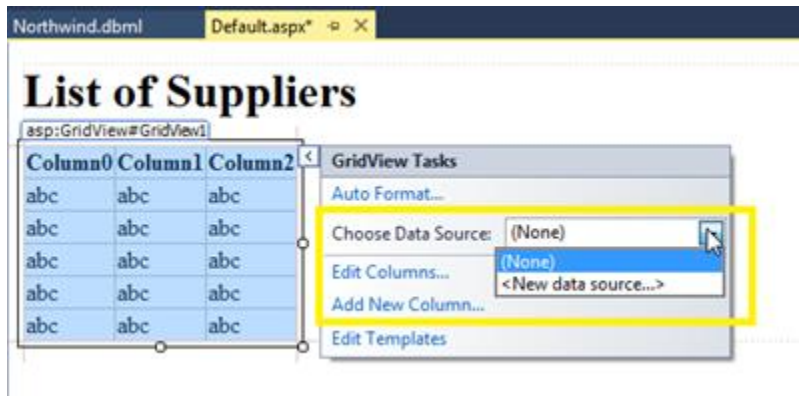
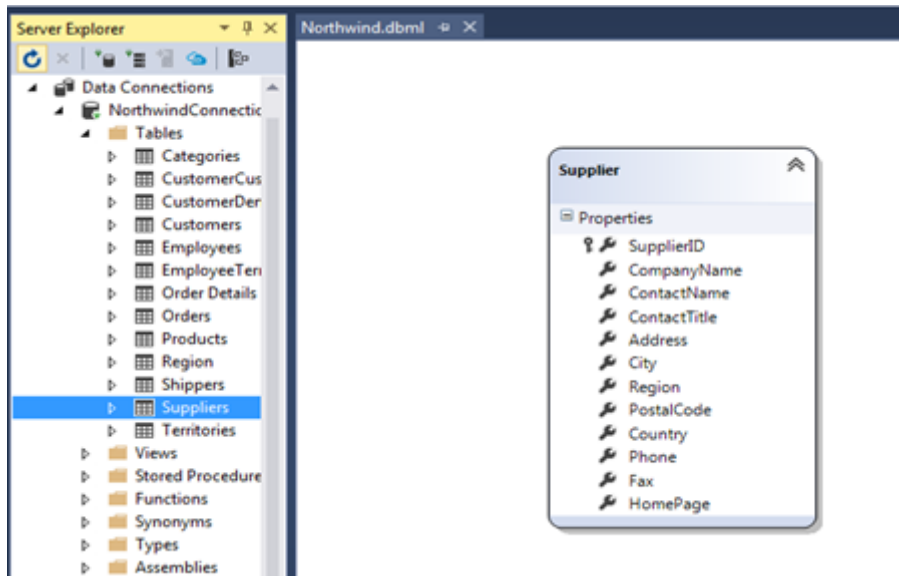
Add New Item - Recipe3

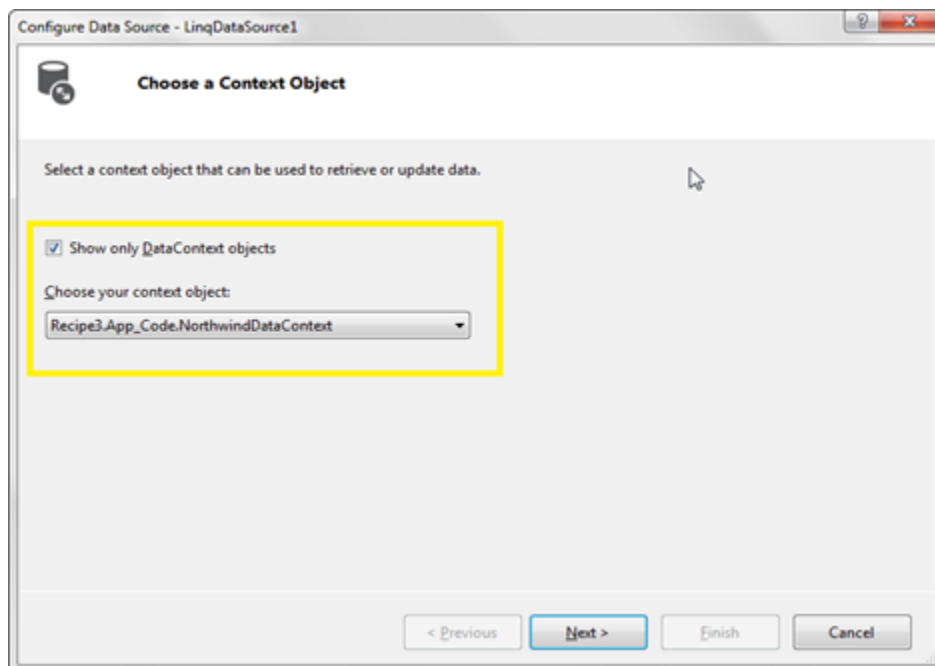
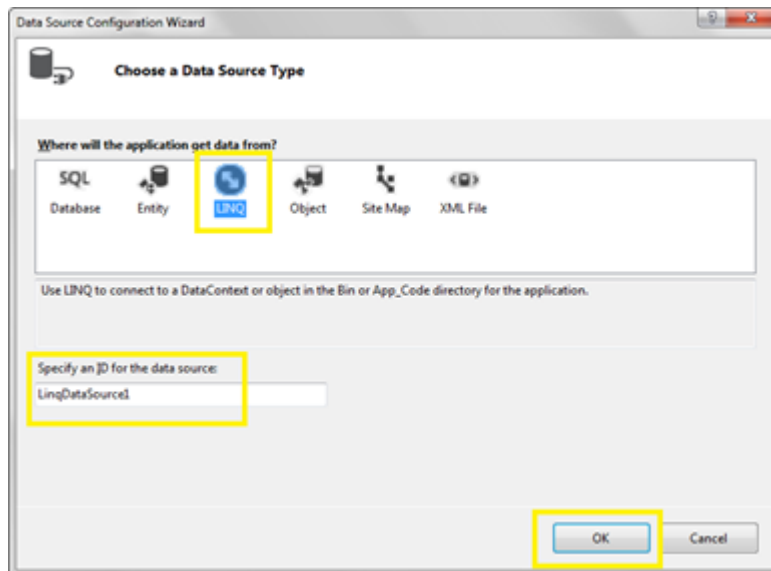
Installed | Sort by: Default | Search Installed Templates (Ctrl+E)

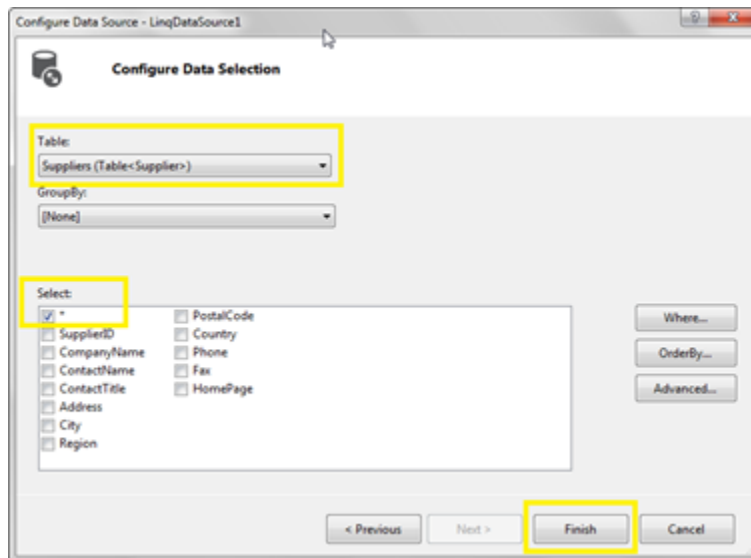
- Visual C#
 - Code
 - Data**
 - ADO.NET Entity Data Model (Visual C#)
 - DataSet (Visual C#)
 - EF 5.x DbContext Generator (Visual C#)
 - EF 6.x DbContext Generator (Visual C#)
 - LINQ to SQL Classes** (Visual C#)
 - SQL Server Database (Visual C#)
 - General
- Web
 - General
 - Markup
 - MVC
 - Razor
 - Scripts
 - SignalR
 - Web API
 - Web Forms
 - Windows Forms
 - WPF
 - Reporting
 - Silverlight
 - SQL Server
 - Workflow
 - PowerShell
- Online

Click here to go online and find templates.

Name:







List of Suppliers

asp:GridView#GridView1

SupplierID	CompanyName	Address	City	Region	PostalCode	Country
0	abc	abc	abc	abc	abc	abc
1	abc	abc	abc	abc	abc	abc
2	abc	abc	abc	abc	abc	abc
3	abc	abc	abc	abc	abc	abc
4	abc	abc	abc	abc	abc	abc
5	abc	abc	abc	abc	abc	abc
6	abc	abc	abc	abc	abc	abc
7	abc	abc	abc	abc	abc	abc
8	abc	abc	abc	abc	abc	abc
9	abc	abc	abc	abc	abc	abc

1 2

LinqDataSource - LinqDataSource1

GridView Tasks

Auto Format...

Choose Data Source: LinqDataSource1

Configure Data Source...

Refresh Schema

Edit Columns...

Add New Column...

Enable Paging

Enable Sorting

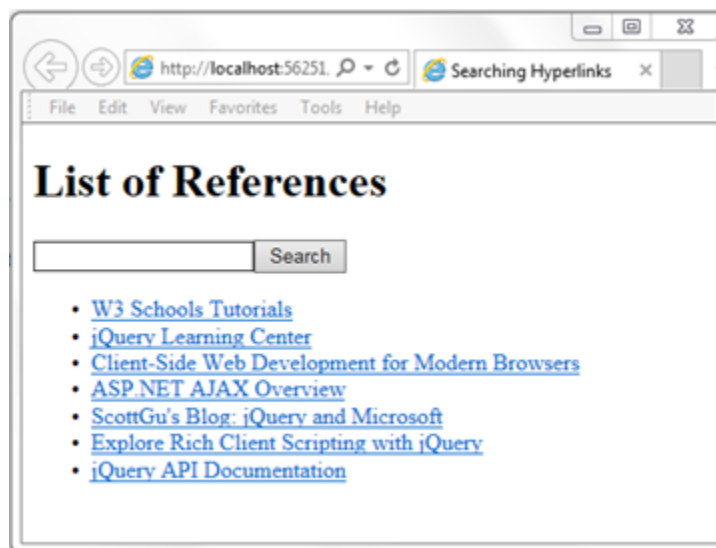
Enable Selection

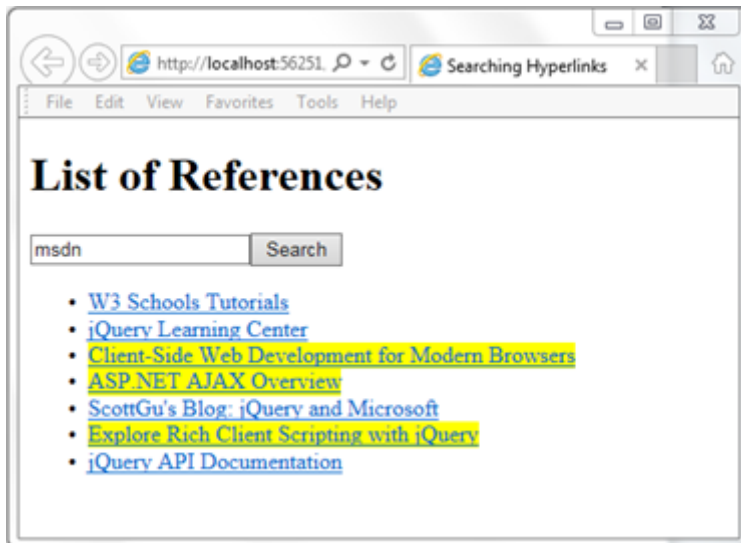
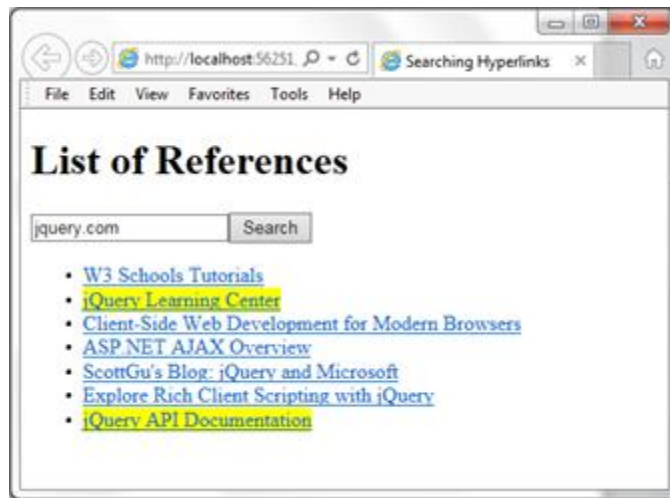
Edit Templates

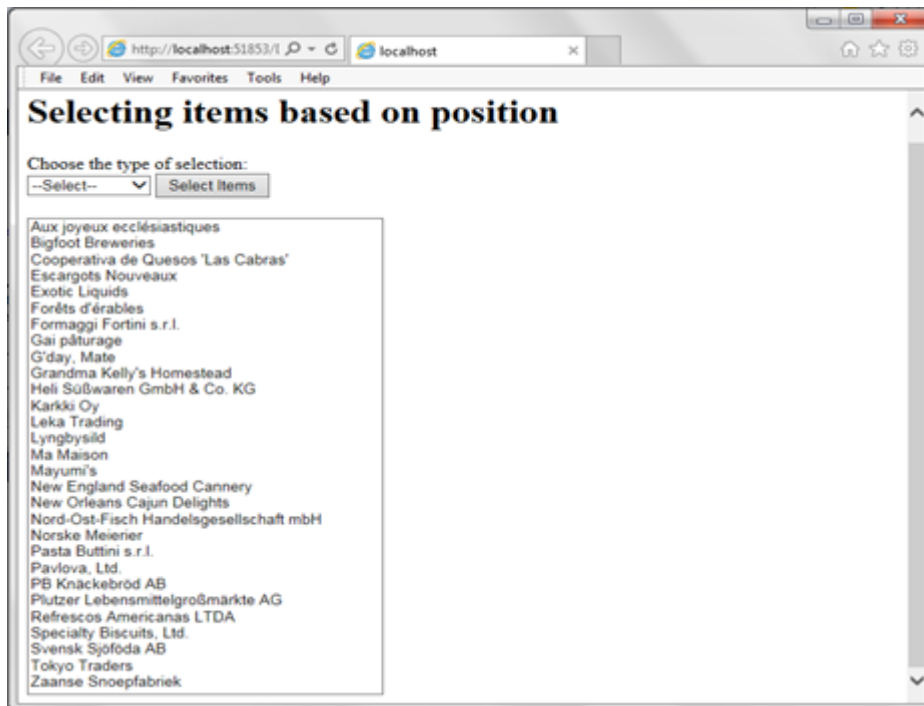

```

52 <h1>List of Suppliers</h1>
53
54 <table cellpadding="0" rules="all" border="1" id="gvSupplierList" style="border-collapse:collapse;">
55
56 <thead>
57 <tr>
58 <th scope="col">&nbsp;</th><th scope="col"><a href="javascript: __doPostBack(&#39;gvSupplierList&#39;, &#39;Sort
59 $SupplierID&#39;)">SupplierID</a></th><th scope="col"><a href="javascript: __doPostBack(&#39;gvSupplierList&#39;, &#39;Sort$CompanyName&
60 39;)">CompanyName</a></th><th scope="col"><a href="javascript: __doPostBack(&#39;gvSupplierList&#39;, &#39;Sort$Address&#39;)">Address
61 </a></th><th scope="col"><a href="javascript: __doPostBack(&#39;gvSupplierList&#39;, &#39;Sort$City&#39;)">City</a></th><th scope="col">
62 <a href="javascript: __doPostBack(&#39;gvSupplierList&#39;, &#39;Sort$Region&#39;)">Region</a></th><th scope="col"><a href="javascript:
63 __doPostBack(&#39;gvSupplierList&#39;, &#39;Sort$PostalCode&#39;)">PostalCode</a></th><th scope="col"><a href="javascript: __doPostBack
64 (&#39;gvSupplierList&#39;, &#39;Sort$Country&#39;)">Country</a></th>
65 </tr><tr>
66 <td>
67 <input id="gvSupplierList_chkSelect_0" type="checkbox" name="gvSupplierList$ctl02$chkSelect" />
68 </td><td>1</td><td>Exotic Liquids</td><td>49 Gilbert St.</td><td>London</td><td>&nbsp;</td><td>EC1 4SD</td><td>UK
69 </td>
70 </tr><tr>
71 <td>
72 <input id="gvSupplierList_chkSelect_1" type="checkbox" name="gvSupplierList$ctl03$chkSelect" />
73 </td><td>2</td><td>New Orleans Cajun Delights</td><td>P.O. Box 78934</td><td>New Orleans</td><td>LA</td><td>70117
74 </td><td>USA</td>
75 </tr><tr>
76 <td>
77 <input id="gvSupplierList_chkSelect_2" type="checkbox" name="gvSupplierList$ctl04$chkSelect" />
78 </td><td>3</td><td>Grandma Kelly&#39;s Homestead</td><td>707 Oxford Rd.</td><td>Ann Arbor</td><td>MI</td><td>48104
79 </td><td>USA</td>
80 </tr></tr>
81 </thead>
82 </table>

```

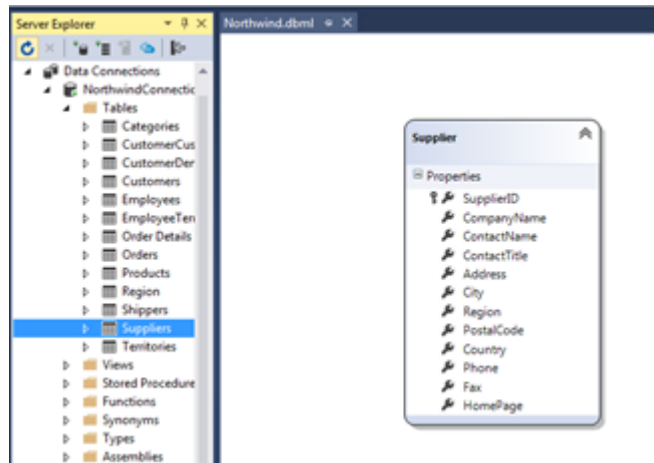
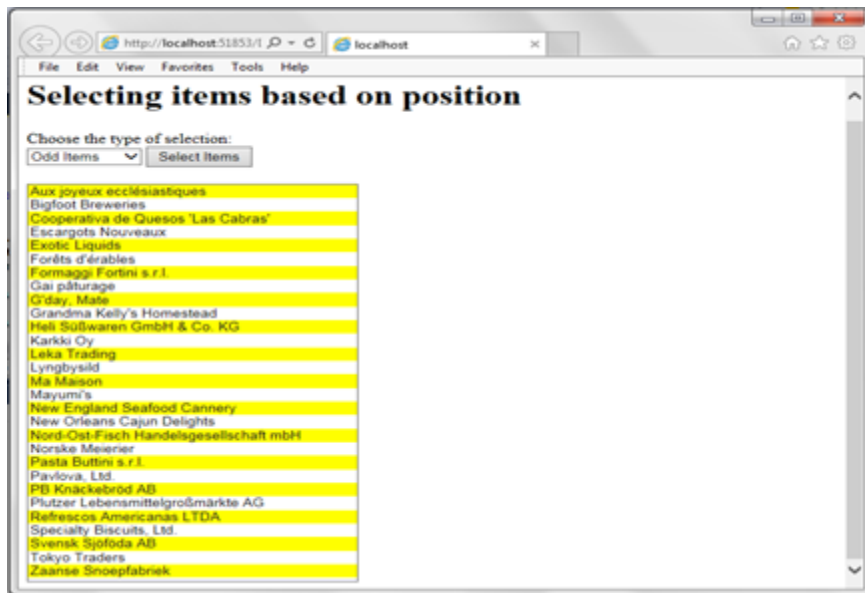


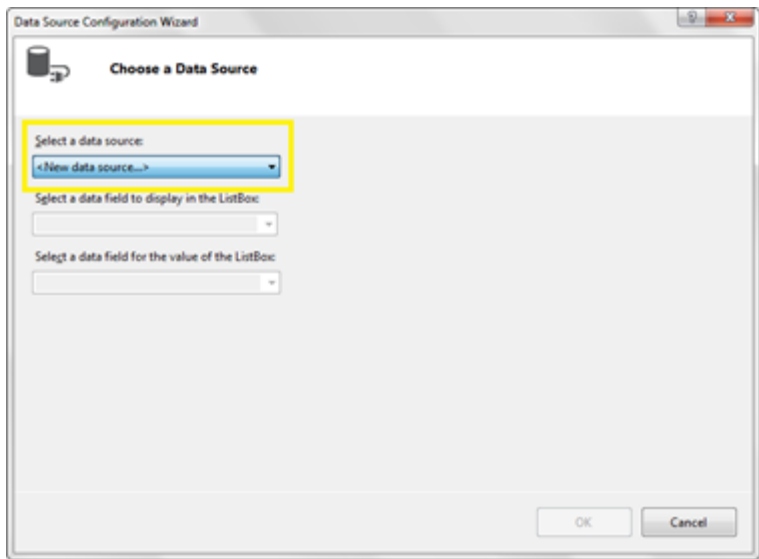
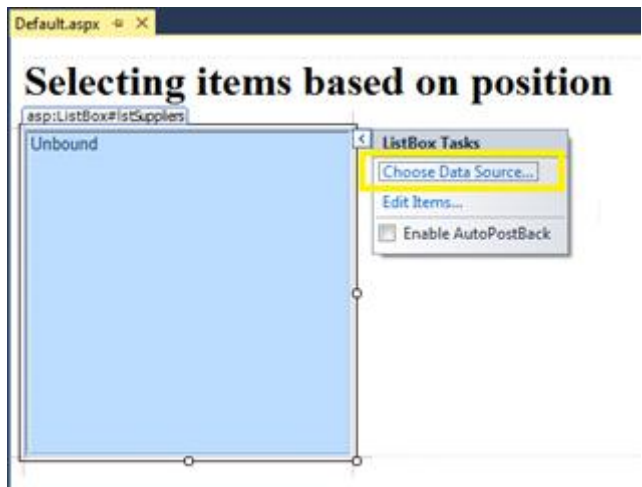


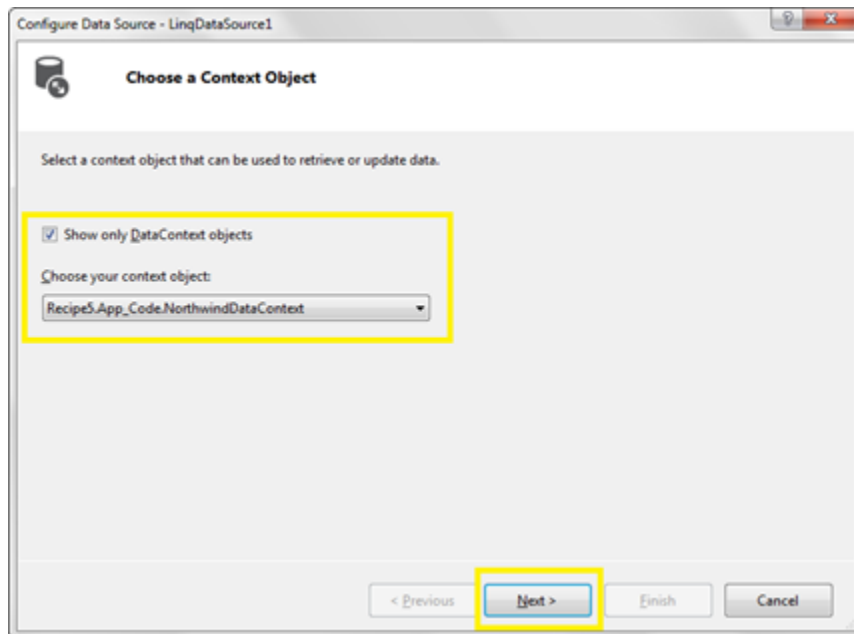
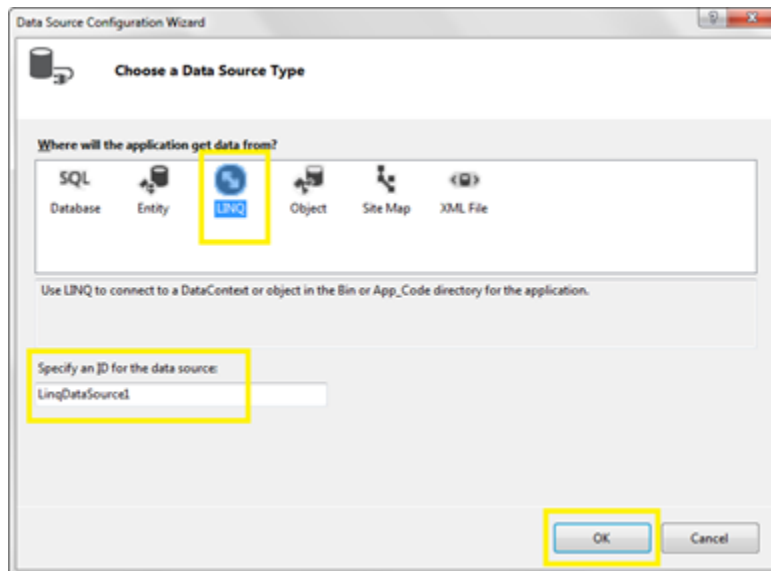


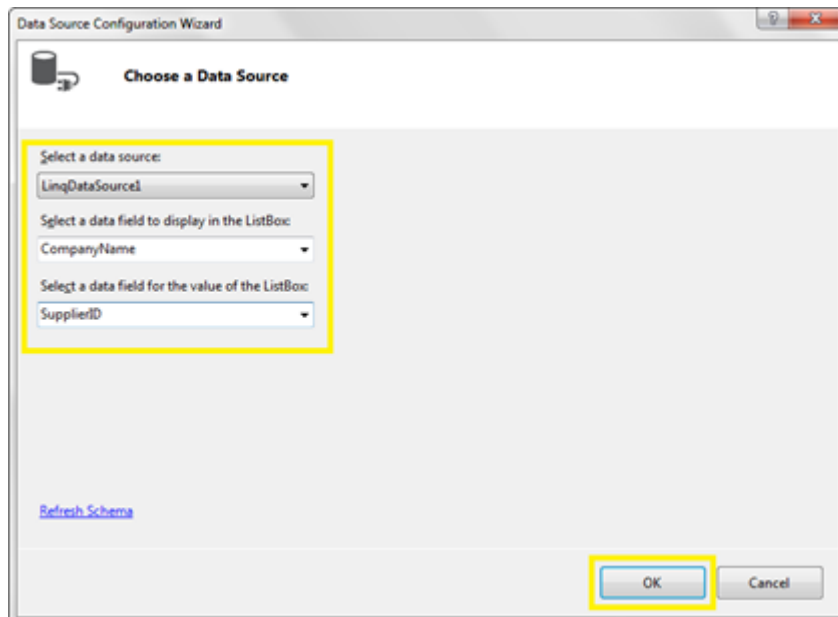
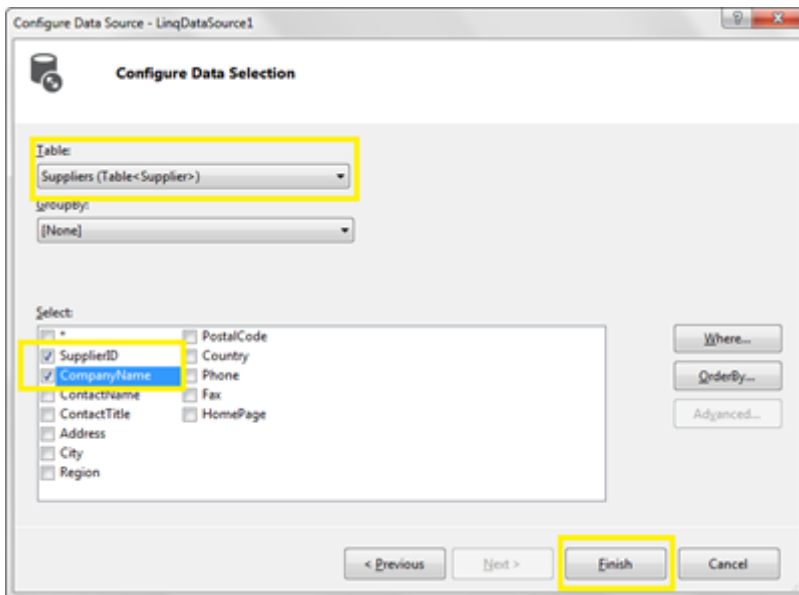
Choose the type of selection:











```

63 <select size="4" name="lstSuppliers" id="lstSuppliers" style="height:450px;width:300px;">
64 <option value="18">Aux Joyeux eccl&#233;siastiques</option>
65 <option value="16">Bigfoot Breweries</option>
66 <option value="5">Cooperativa de Quesos &#39;Las Cabras&#39;</option>
67 <option value="27">Escargots Nouveaux</option>
68 <option value="1">Exotic Liquids</option>
69 <option value="29">For&#234;ts d&#39;&#233;rables</option>
70 <option value="14">Formaggi Fortini s.r.l.</option>
71 <option value="28">Gai p&#226;turage</option>
72 <option value="24">G&#39;day, Mate</option>
73 <option value="3">Grandma Kelly&#39;s Homestead</option>
74 <option value="11">Heli S&#252;&#223;waren GmbH & Co. KG</option>
75 <option value="23">Karkki Oy</option>
76 <option value="20">Leka Trading</option>

```

The screenshot shows a web browser window with the address bar displaying "http://localhost:50143" and the page title "Application form". The main content of the page is a job application form titled "Job Application at ABC Company".

The form contains the following fields and controls:

- Name:** A text input field.
- Permanent Address:** A text input field with a dropdown arrow on the right.
- Mailing Address:** A text input field with a dropdown arrow on the right.
- Same as above:** A checkbox.
- Willing to travel?:** Radio buttons for "Yes" and "No".
- Mode of Contact:** A dropdown menu currently showing "10%".
- Email:** A text input field.
- Phone:** A text input field.
- Submit and Reset:** Two buttons at the bottom of the form.

Application form

File Edit View Favorites Tools Help

Job Application at ABC Company

Name

Permanent Address

Mailing Address Same as above

Willing to travel? Yes No

Mode of Contact Email Phone

Email

Phone

Same as above

Mailing Address

Willing to travel? Yes No

Mode of Contact Email Phone

Email

Phone

Application name

Feedback Form

Name

Email

What can we do better?

Please rate our service Very Good Good Average Bad Very Bad

© 2015 - My ASP.NET Application

Application name

Feedback Form

Name

Email

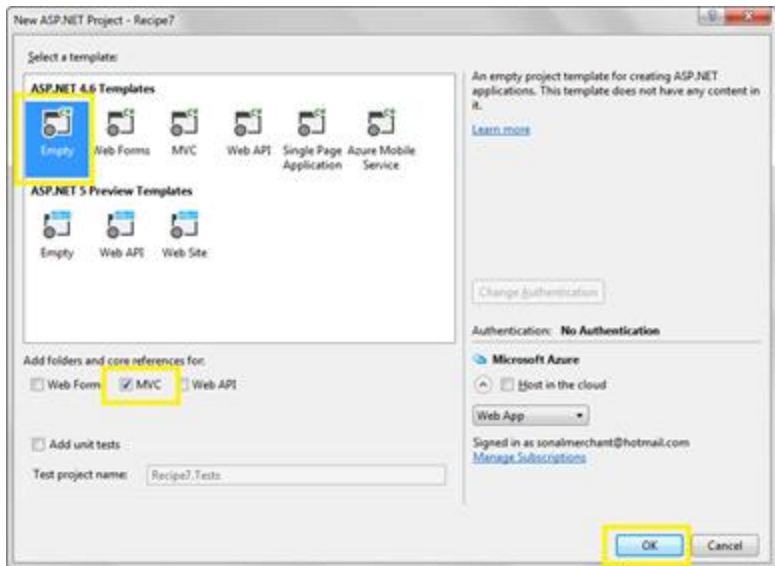
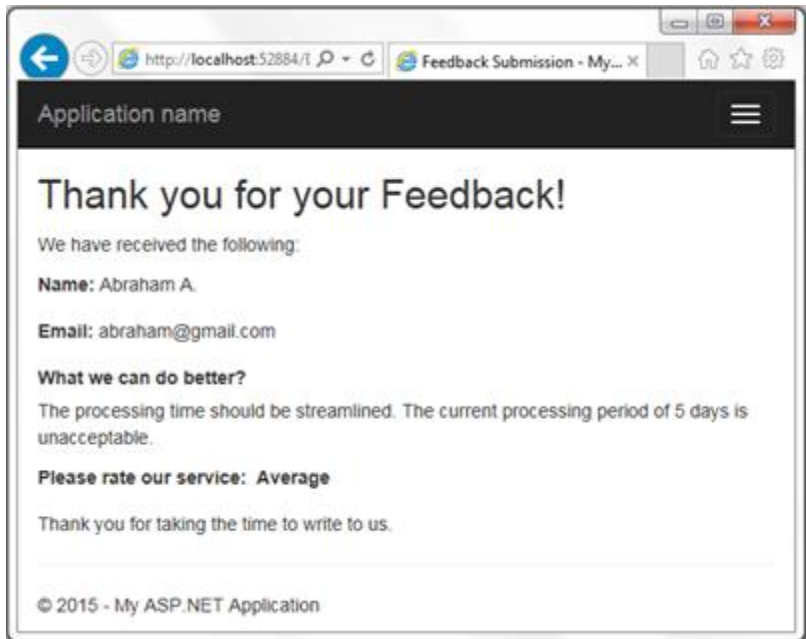
What can we do better?

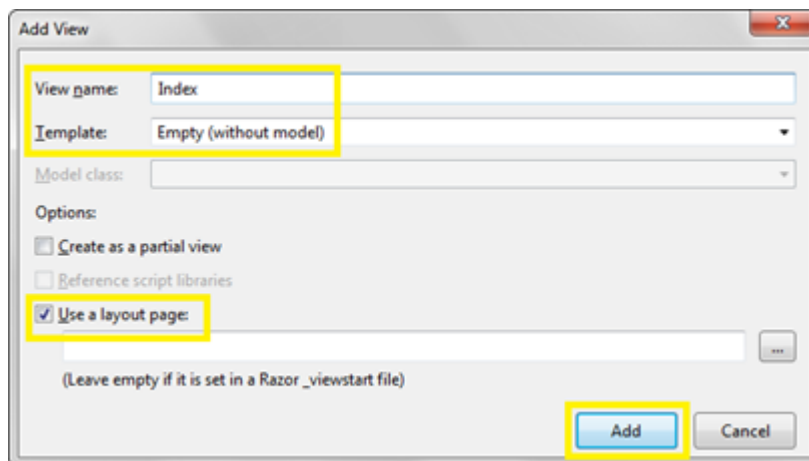
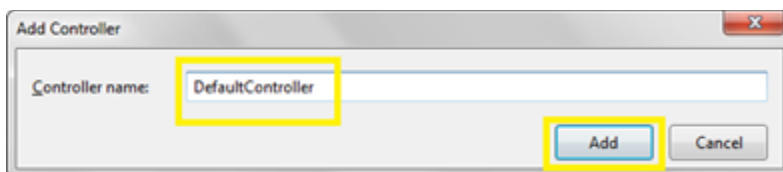
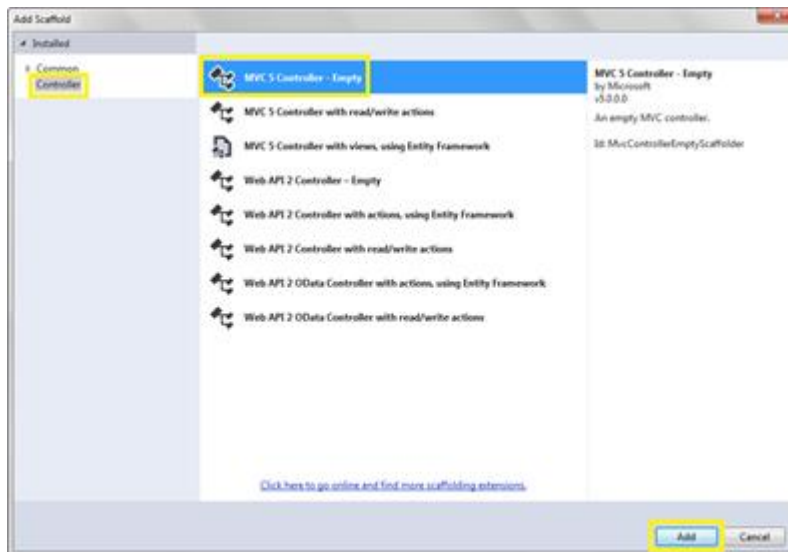
Please rate our service Very Good Good Average Bad Very Bad

Please complete the following fields:

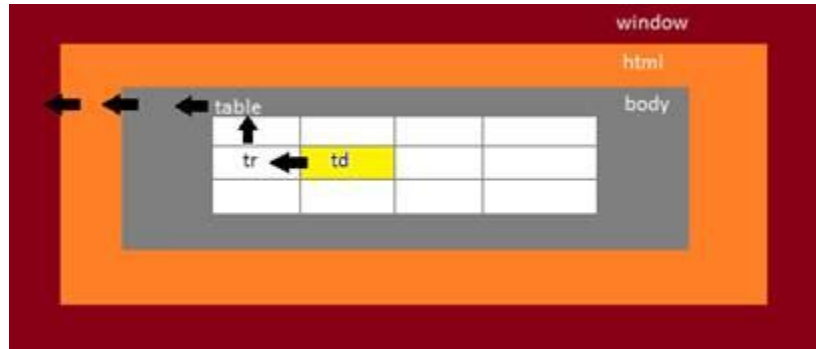
- Name
- Email
- What can we do better?
- Please rate our service

© 2015 - My ASP.NET Application





Chapter 3: Event Handling Using jQuery

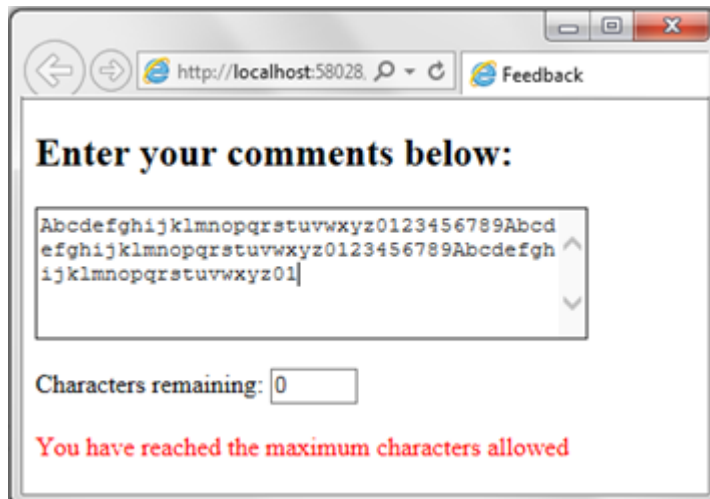


A screenshot of a web browser window displaying a registration form. The browser's address bar shows the URL `http://localhost:52062` and the page title is "Registration for Seminar". The form contains the following fields and a button:

- Student Name:
- Student ID:
- Email:
- Register button

A screenshot of a web browser window displaying the same registration form as above. The browser's address bar shows the URL `http://localhost:52062` and the page title is "Registration for Seminar". The form contains the following fields and a button:

- Student Name: **Name as in your Student Card**
- Student ID:
- Email:
- Register button



http://localhost:64445 Create your account

Create your account:

Name
 Last

Email

Password

Confirm Password

Gender
--Please select--

http://localhost:64445 Create your account

Create your account:

Name
 Last

Email

Password

Confirm Password

Gender
--Please select--

A screenshot of a web browser window with the address bar showing 'http://localhost:56300' and the page title 'Student Data'. The browser displays a table with the following data:

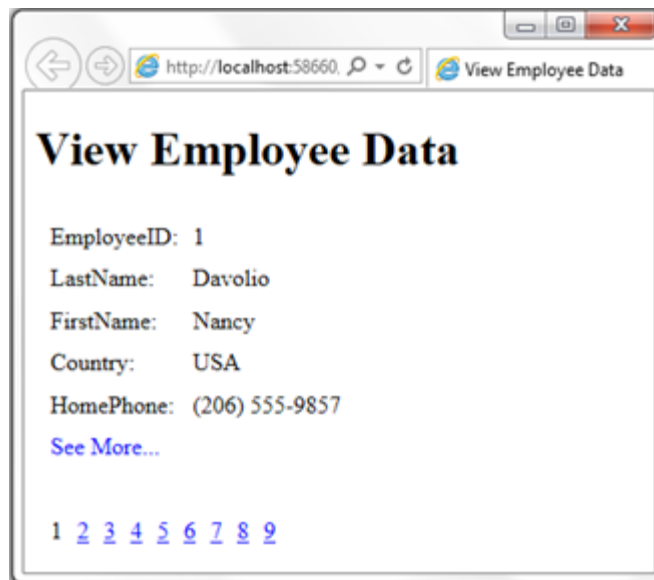
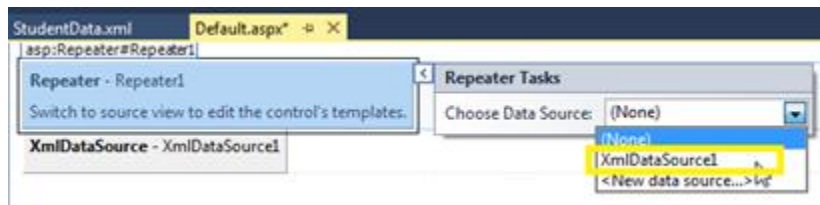
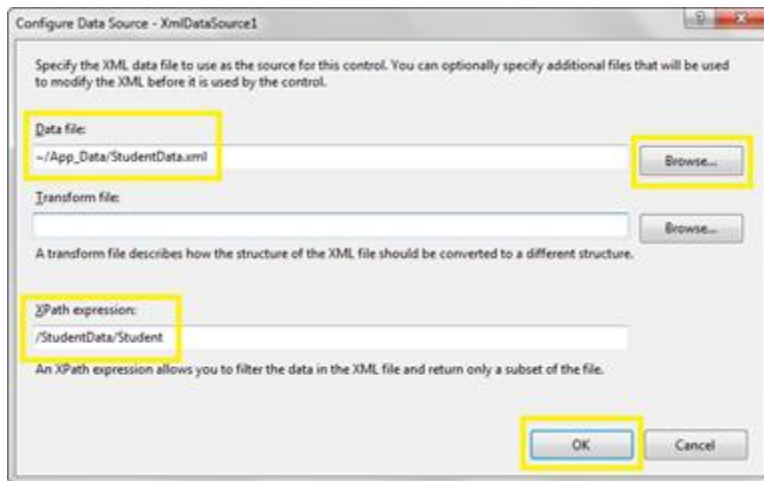
ID	Student Name	Module	Score
HT2015098	Amaan M.	Java	72
HT2015034	Zain M.	Physics	71
HT2015001	Ayaan M.	ISR	77
HT2015051	Abraham A.	ISR	70

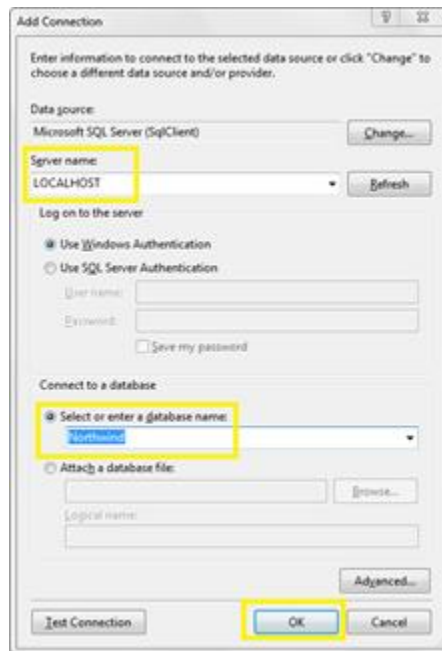
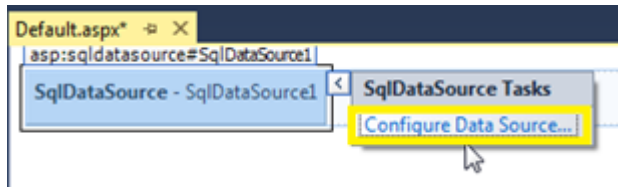
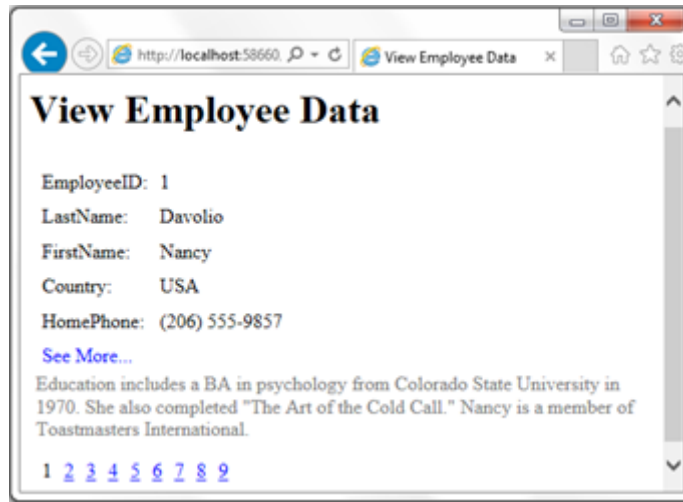
A screenshot of the same web browser window. The table is identical to the one above, but the last two rows are highlighted in green:

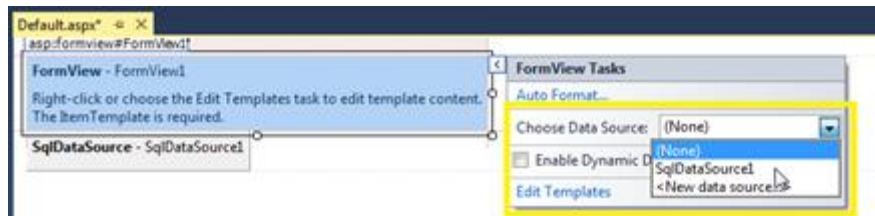
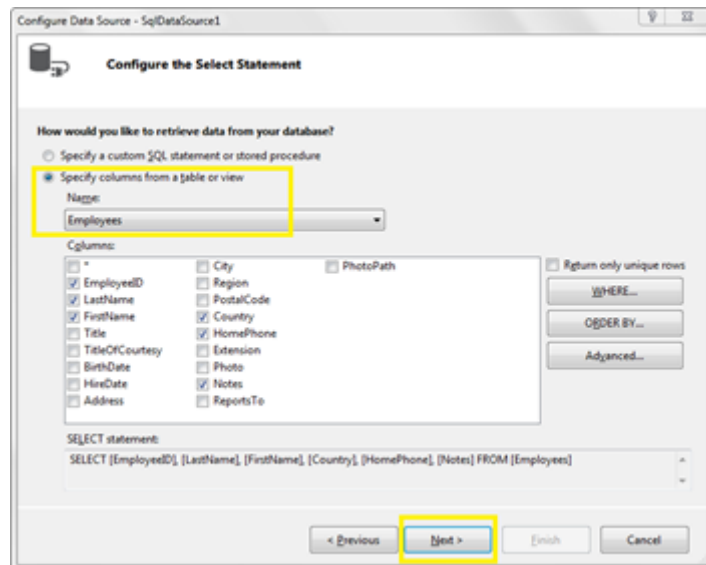
ID	Student Name	Module	Score
HT2015098	Amaan M.	Java	72
HT2015034	Zain M.	Physics	71
HT2015001	Ayaan M.	ISR	77
HT2015051	Abraham A.	ISR	70

A screenshot of the Visual Studio IDE. The top toolbar shows 'StudentData.xml' and 'Default.aspx*'. Below, a 'Repeater - Repeater1' control is selected, showing its 'asp:xmldatasource#XmlDataSource1' property. A context menu is open over the 'XmlDataSource - XmlDataSource1' property, with the 'Configure Data Source...' option highlighted.

Repeater - Repeater1
asp:xmldatasource#XmlDataSource1
XmlDataSource - XmlDataSource1
XmlDataSource Tasks
Configure Data Source...
Refresh Schema







Update Product List

	Product Name	Unit Price	Units In Stock	Edit
1	Chai	18.0000	39	Edit
2	Chang	19.0000	17	Edit
3	Aniseed Syrup	10.0000	13	Edit
4	Chef Anton's Cajun Seasoning	22.0000	53	Edit
5	Chef Anton's Gumbo Mix	21.3500	0	Edit
6	Grandma's Boysenberry Spread	25.0000	120	Edit
7	Uncle Bob's Organic Dried Pears	30.0000	15	Edit
8	Northwoods Cranberry Sauce	40.0000	6	Edit
9	Mishi Kobe Niku	97.0000	29	Edit
10	Ikura	31.0000	31	Edit
11	Queso Cabrales	21.0000	22	Edit

Update Product List

	Product Name	Unit Price	Units In Stock	Edit
1	Chai	18.0000	39	Edit
2	Chang	19.0000	17	Edit
3	Aniseed Syrup	10.0000	13	Update Cancel
4	Chef Anton's Cajun Seasoning	22.0000	53	Edit
5	Chef Anton's Gumbo Mix	21.3500	0	Edit
6	Grandma's Boysenberry Spread	25.0000	120	Edit
7	Uncle Bob's Organic Dried Pears	30.0000	15	Edit
8	Northwoods Cranberry Sauce	40.0000	6	Edit
9	Mishi Kobe Niku	97.0000	29	Edit
10	Ikura	31.0000	31	Edit
11	Queso Cabrales	21.0000	22	Edit

Add New Item - Recipe1

Sort by: Default

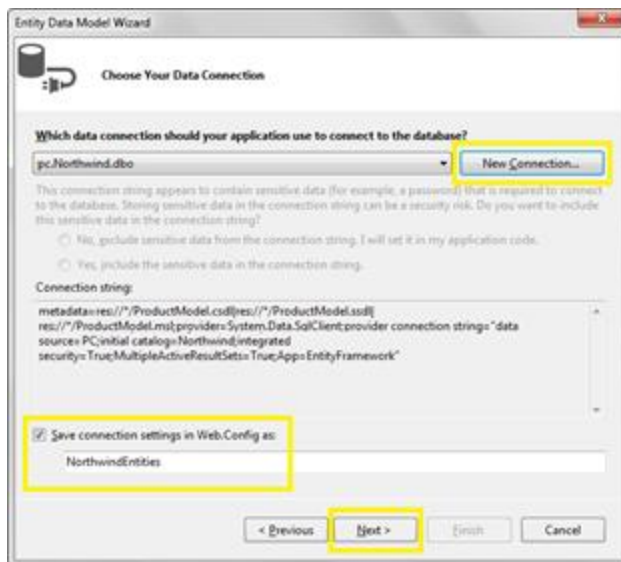
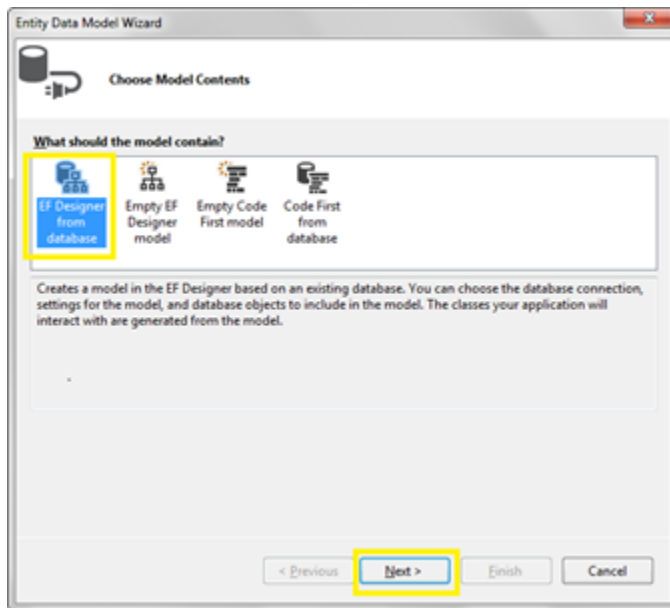
Category	Item Name	Type
Visual C#	ADO.NET Entity Data Model	Visual C#
Code	DataSet	Visual C#
General	EF 5.0 DbContext Generator	Visual C#
Web	EF 6.0 DbContext Generator	Visual C#
General	LINQ to SQL Classes	Visual C#
Markup	SQL Server Database	Visual C#
MVC	XML File	Visual C#
Razor	XML Schema	Visual C#
Scripts	XSLT File	Visual C#
SignalR		
Web API		
Web Forms		
Windows Forms		
WPF		
Reporting		
Silverlight		
SQL Server		
Workflow		
PowerShell		
Online		

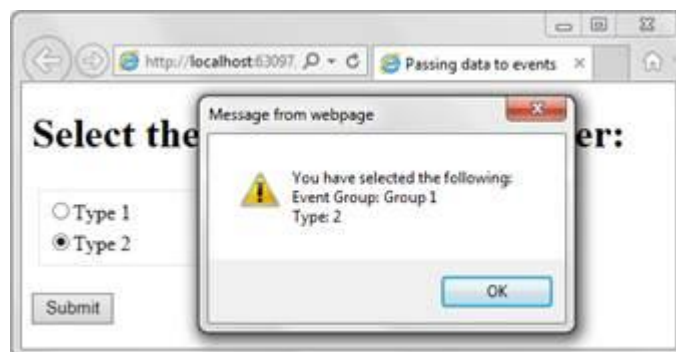
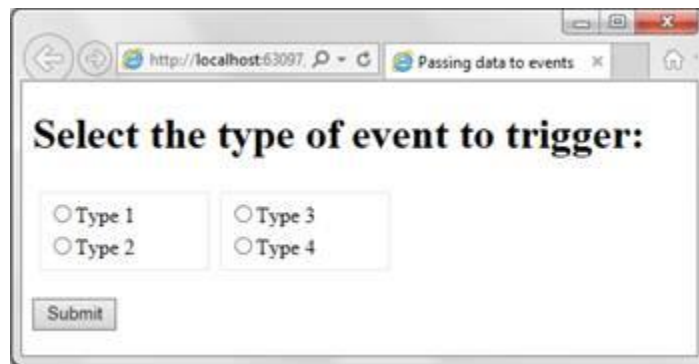
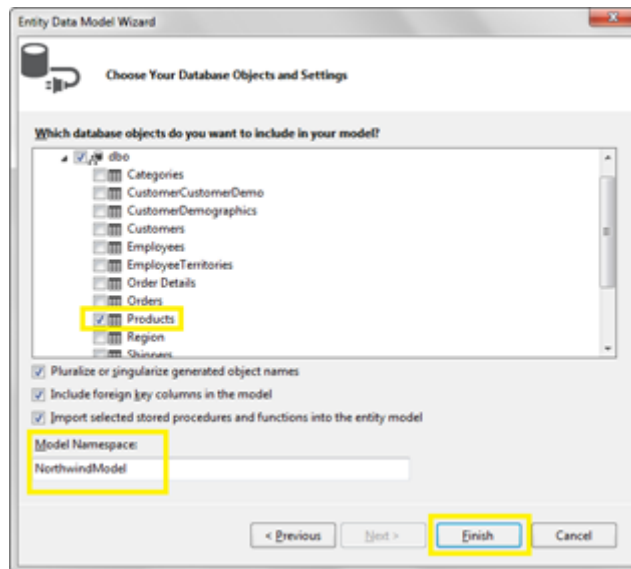
Search Installed Templates (Ctrl-E)

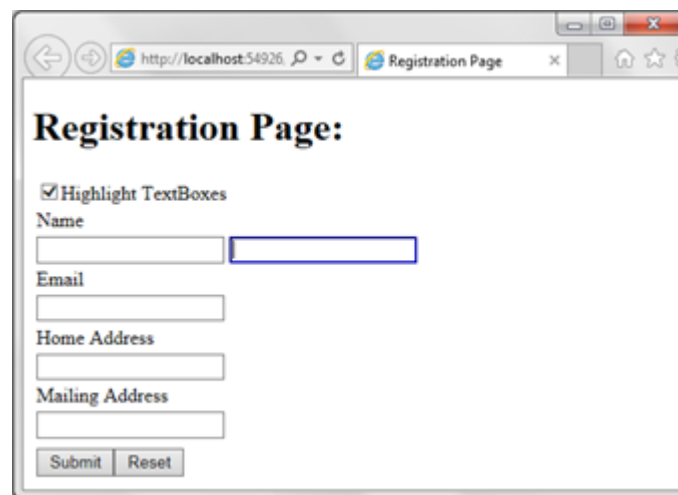
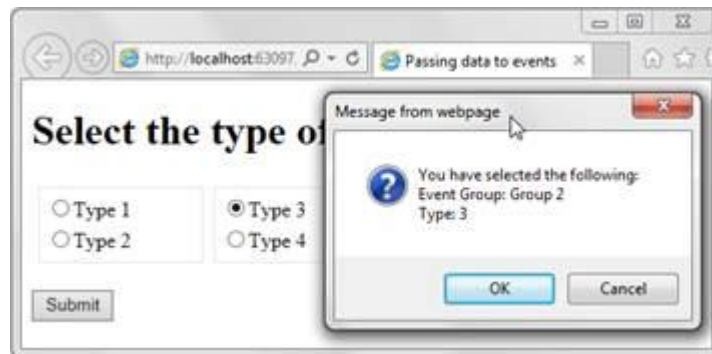
Type: Visual C#
A project item for creating an ADO.NET Entity Data Model.

Name: ProductModel

Add Cancel



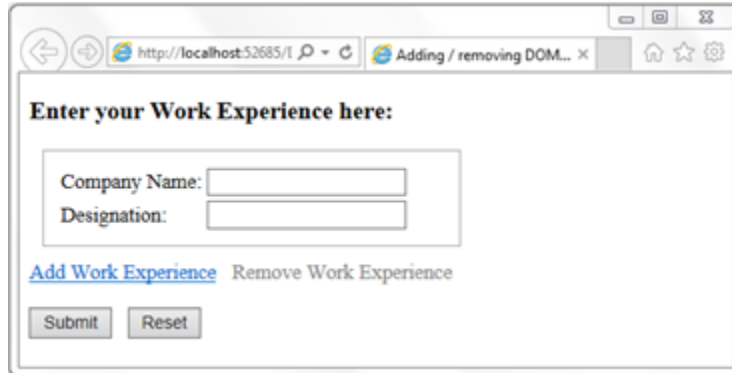




The image shows a web browser window with the following elements:

- Address Bar:** Contains the URL `http://localhost:54926` and the page title "Registration Page".
- Page Title:** "Registration Page:"
- Form Fields:**
 - Highlight TextBoxes
 - Name:** Two adjacent text input boxes.
 - Email:** One text input box.
 - Home Address:** One text input box.
 - Mailing Address:** One text input box.
- Buttons:** "Submit" and "Reset" buttons located at the bottom of the form.

Chapter 4: DOM Traversal and Manipulation in ASP.NET

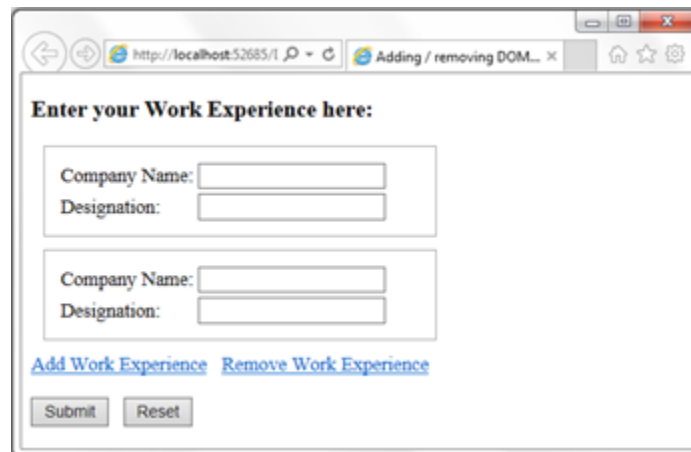


Enter your Work Experience here:

Company Name:

Designation:

[Add Work Experience](#) [Remove Work Experience](#)



Enter your Work Experience here:

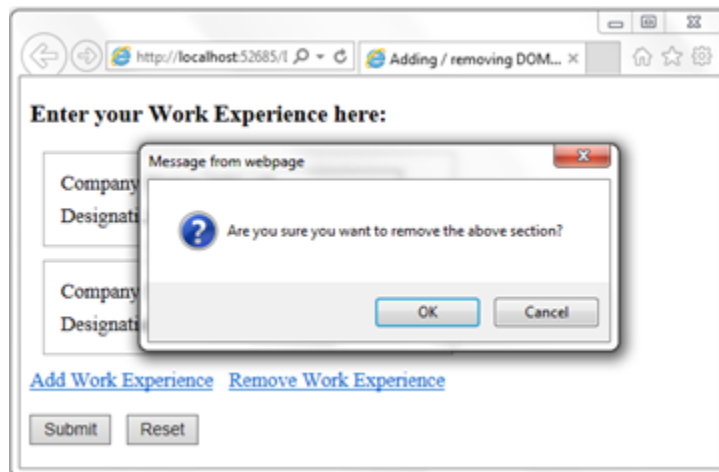
Company Name:

Designation:

Company Name:

Designation:

[Add Work Experience](#) [Remove Work Experience](#)



Enter your Work Experience here:

Company
Designation

Company
Designation

[Add Work Experience](#) [Remove Work Experience](#)

Message from webpage

Are you sure you want to remove the above section?

http://localhost:64745 Validating a form usin... x

Volunteer at School Museum

Salutation:

Name:

Type of Affiliation:

- Staff
- Student
- Alumni

Spoken Languages:

- English
- Chinese
- Malay
- Tamil

Availability (Select any 3):

- Weekdays AM
- Weekdays PM
- Weekend AM
- Weekend PM
- Public Holidays

http://localhost:64745 Validating a form usin... x

Volunteer at School Museum

Salutation:

Name:

Type of Affiliation:

- Staff
- Student
- Alumni

Spoken Languages:

- English
- Chinese
- Malay
- Tamil

Availability (Select any 3):

- Weekdays AM
- Weekdays PM
- Weekend AM
- Weekend PM
- Public Holidays

```

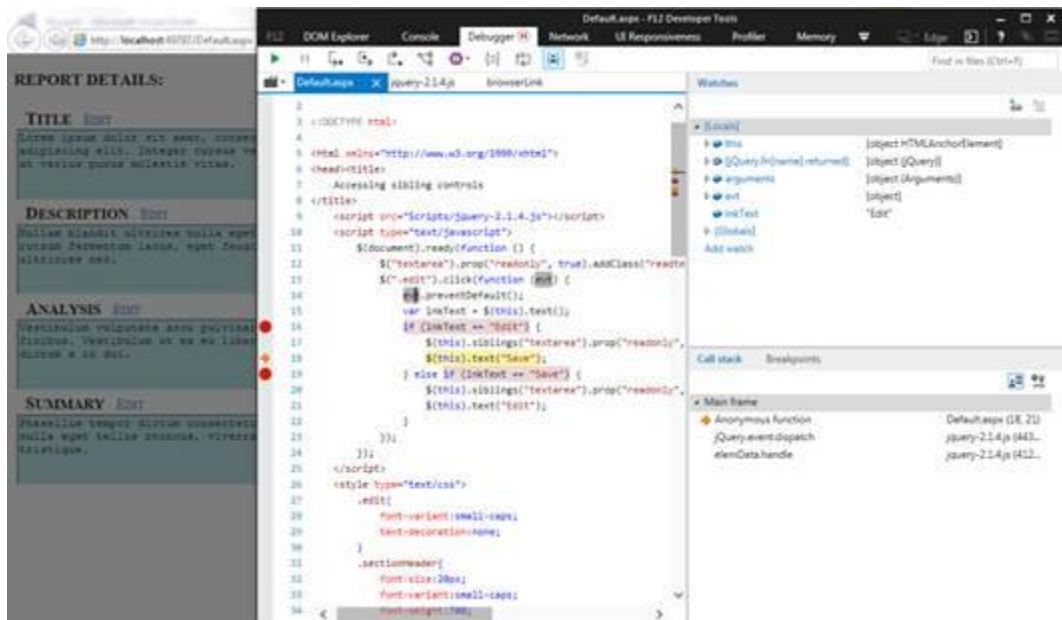
126         <table id="rdlAffiliation">
127             <tr>
128                 <td><input id="rdlAffiliation_0" type="radio" name="rdlAffiliation"
value="Staff" /><label for="rdlAffiliation_0">Staff</label></td>
129             </tr><tr>
130                 <td><input id="rdlAffiliation_1" type="radio" name="rdlAffiliation"
value="Student" /><label for="rdlAffiliation_1">Student</label></td>
131             </tr><tr>
132                 <td><input id="rdlAffiliation_2" type="radio" name="rdlAffiliation"
value="Alumni" /><label for="rdlAffiliation_2">Alumni</label></td>
133             </tr>
134 </table></td>

140         <table id="chkLanguages">
141             <tr>
142                 <td><input id="chkLanguages_0" type="checkbox" name="chkLanguages$0"
value="English" /><label for="chkLanguages_0">English</label></td>
143             </tr><tr>
144                 <td><input id="chkLanguages_1" type="checkbox" name="chkLanguages$1"
value="Chinese" /><label for="chkLanguages_1">Chinese</label></td>
145             </tr><tr>
146                 <td><input id="chkLanguages_2" type="checkbox" name="chkLanguages$2"
value="Malay" /><label for="chkLanguages_2">Malay</label></td>
147             </tr><tr>
148                 <td><input id="chkLanguages_3" type="checkbox" name="chkLanguages$3"
value="Tamil" /><label for="chkLanguages_3">Tamil</label></td>
149             </tr>
150 </table></td>

156         <select size="4" name="lstAvailability" multiple="multiple"
id="lstAvailability" style="height:82px;width:100%;">
157             <option value="WeekdaysAM">Weekdays AM</option>
158             <option value="WeekdaysPM">Weekdays PM</option>
159             <option value="WeekendAM">Weekend AM</option>
160             <option value="WeekendPM">Weekend PM</option>
161             <option value="PublicHolidays">Public Holidays</option>
162         </select>
163 </td>

```





http://localhost:50994/1 Filtering rows of a GridView

A B C D E F G H I J K L M N O P Q R S T U V W X Y Z

Product ID	Product Name	Unit Price	Units In Stock
1	Chai	18.0000	39
2	Chang	19.0000	17
3	Aniseed Syrup	10.0000	13
4	Chef Anton's Cajun Seasoning	22.0000	53
5	Chef Anton's Gumbo Mix	21.3500	0
6	Grandma's Boysenberry Spread	25.0000	120
7	Uncle Bob's Organic Dried Pears	30.0000	15
8	Northwoods Cranberry Sauce	40.0000	6
9	Mishi Kobe Niku	97.0000	29
10	Ikura	31.0000	31
11	Queso Cabrales	21.0000	22

http://localhost:50994/1 Filtering rows of a GridView

A B C D E F G H I J K L M N O P Q R S T U V W X Y Z

Product ID	Product Name	Unit Price	Units In Stock
28	Rössle Sauerkraut	45.6000	26
45	Rogede sild	9.5000	5
57	Ravioli Angelo	19.5000	36
59	Raclette Courdavault	55.0000	79
73	Röd Kaviar	15.0000	101
75	Rhönbräu Klosterbier	7.7500	125

http://localhost:50994/1 Filtering rows of a GridView

A B C D E F G H I J K L M N O P Q R S T U V W X Y Z

Product ID	Product Name	Unit Price	Units In Stock
No records found			

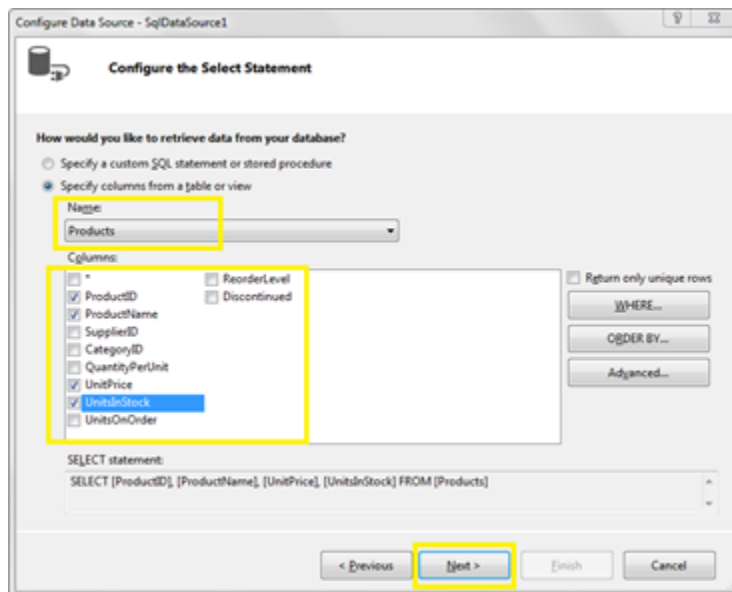
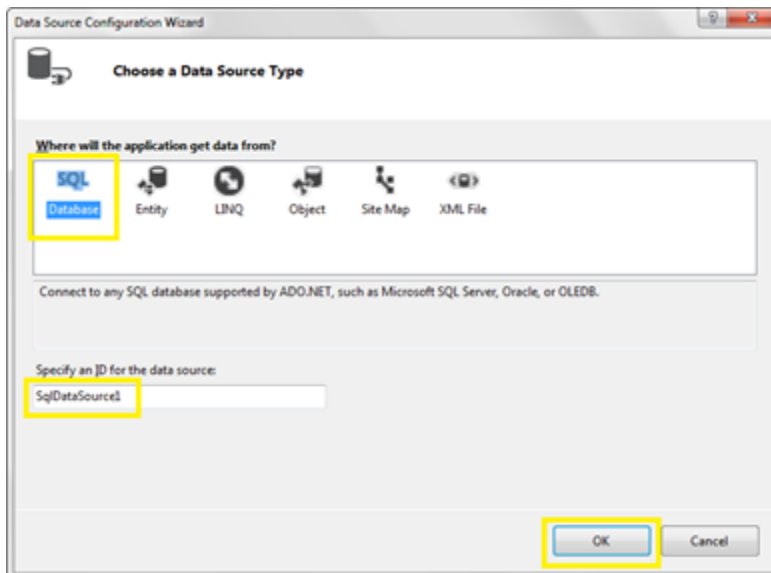
Default.aspx* x

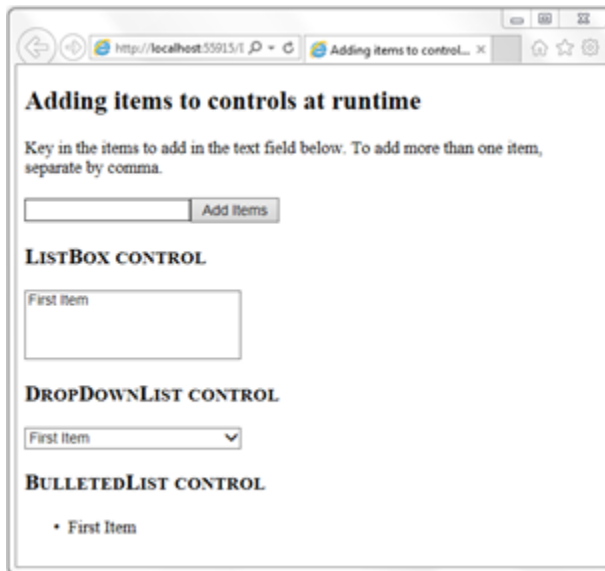
asp:GridView#GridView1

Column0	Column1	Column2
abc	abc	abc
abc	abc	abc
abc	abc	abc
abc	abc	abc
abc	abc	abc

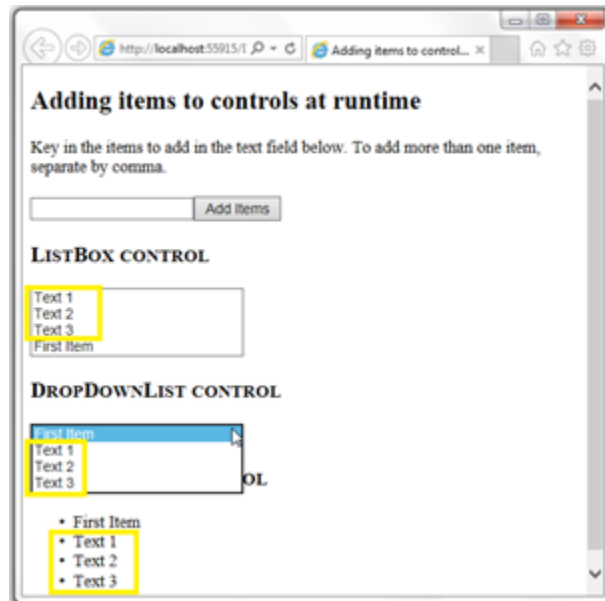
GridView Tasks

- Auto Format...
- Choose Data Source: (None)
 - (None)
 - <New data source...>
- Edit Columns...
- Add New Column...
- Edit Templates

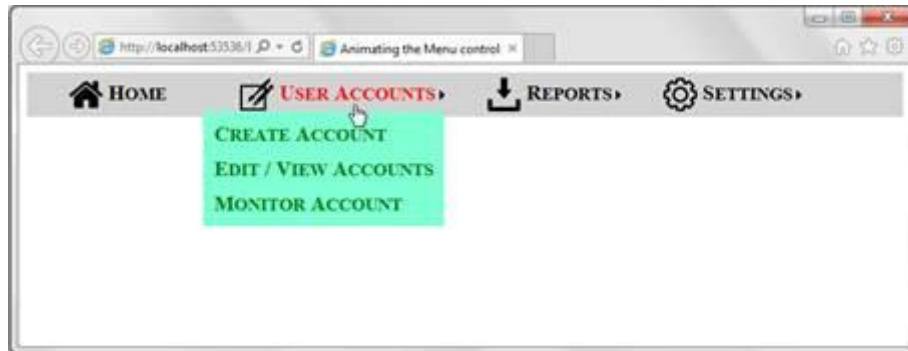
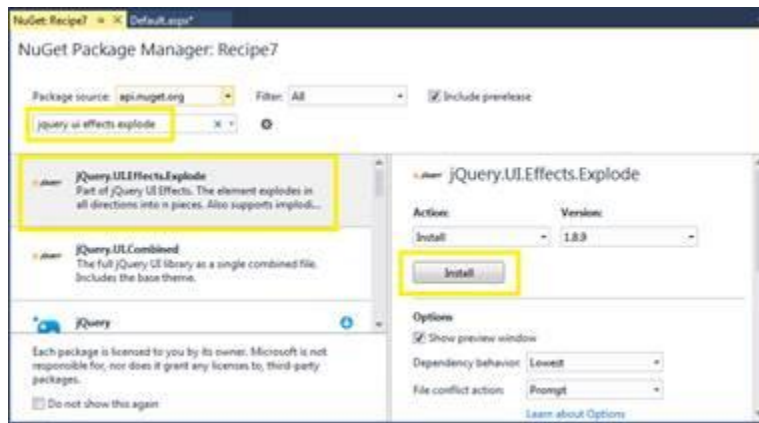
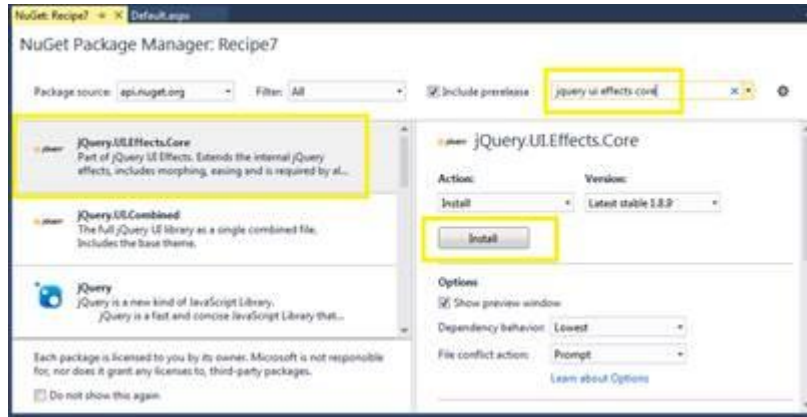


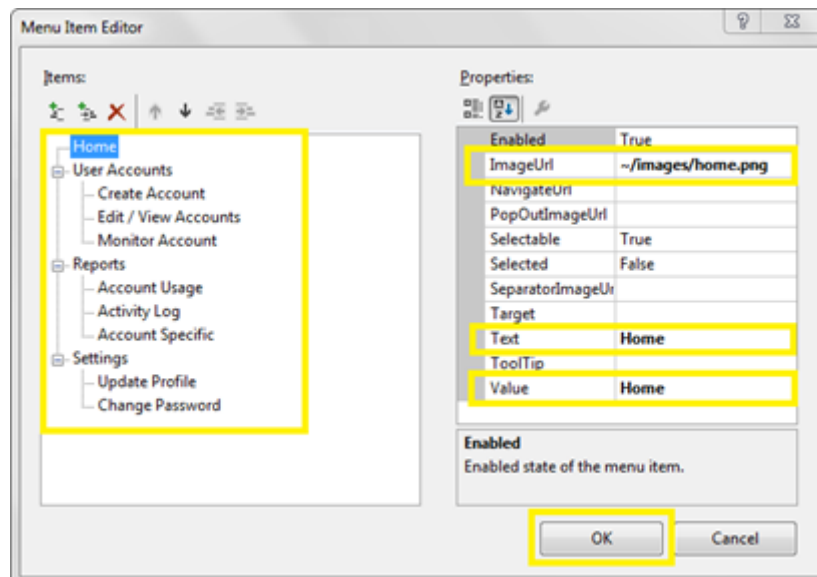
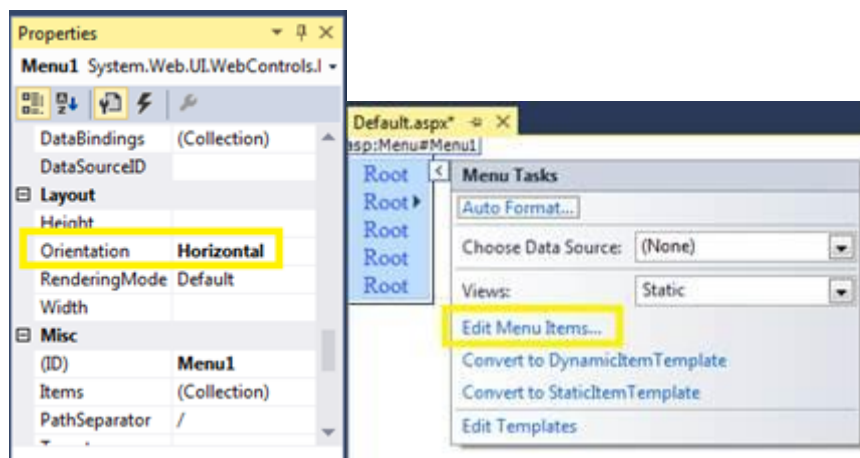
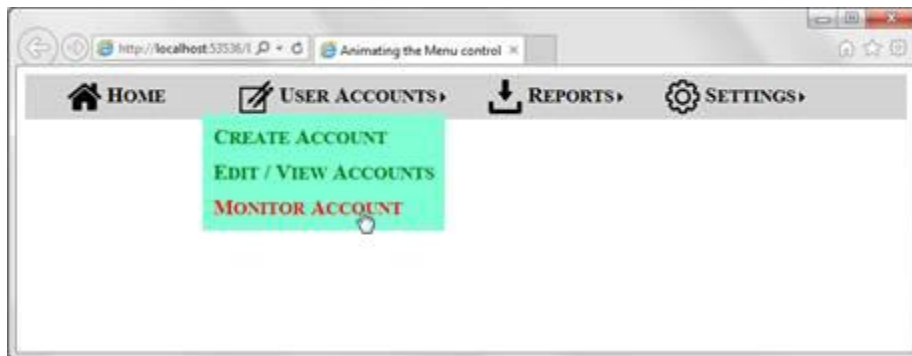


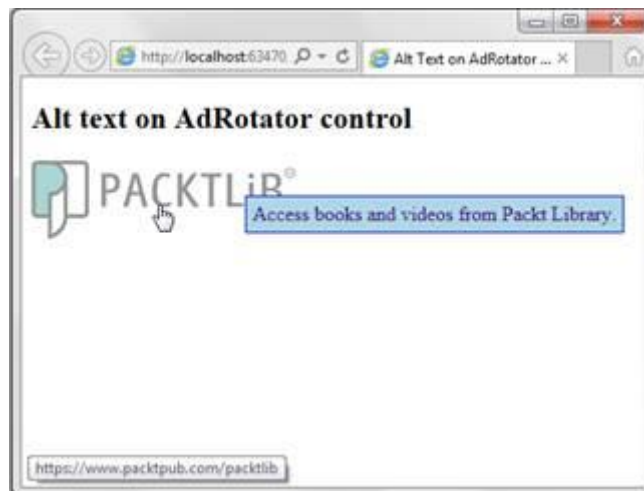
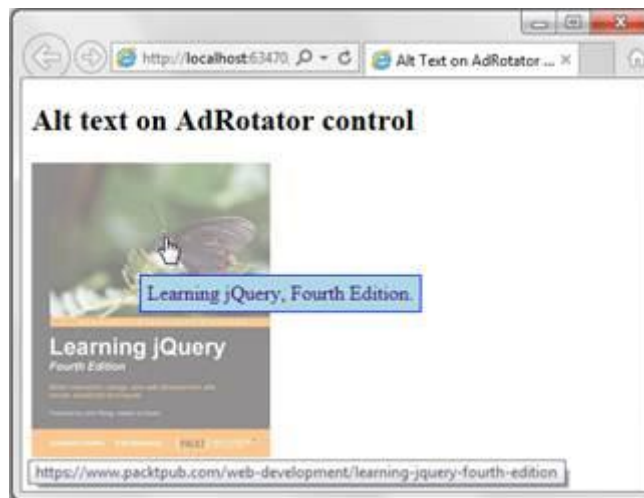
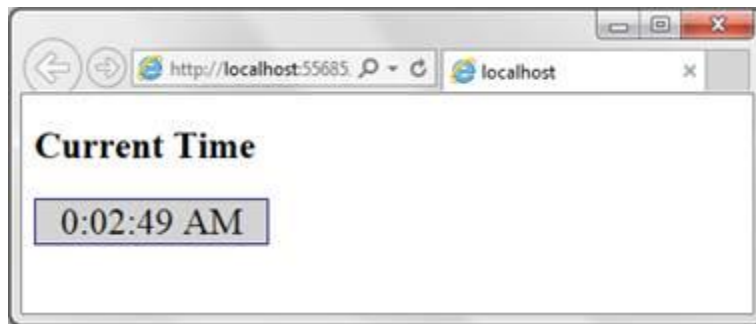
Key in the items to add in the text field below. To add more than one item, separate by comma.



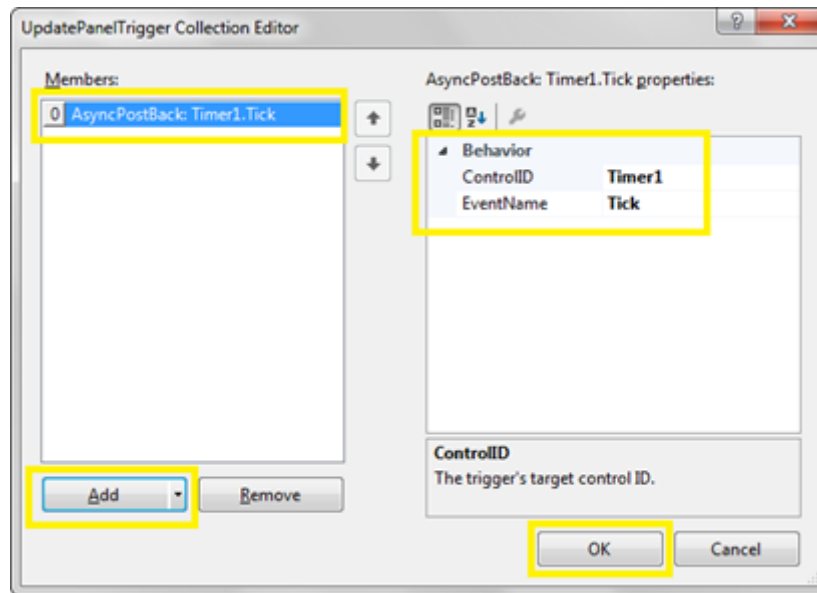
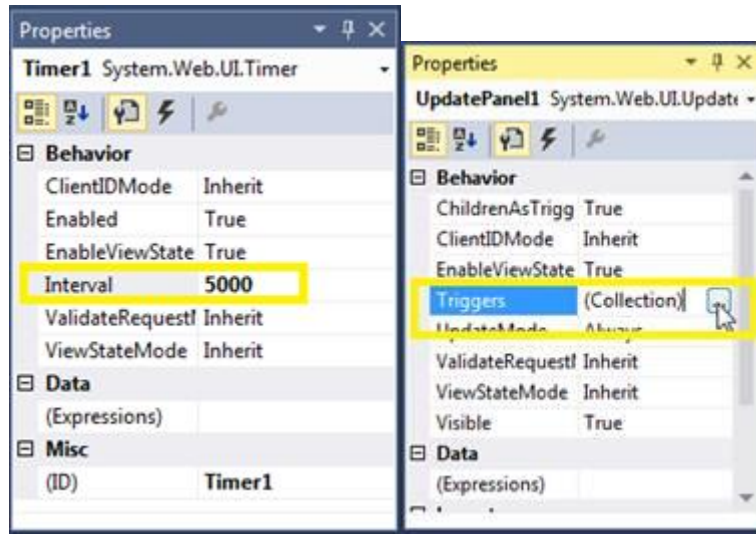
Chapter 5: Visual Effects in ASP.NET Sites

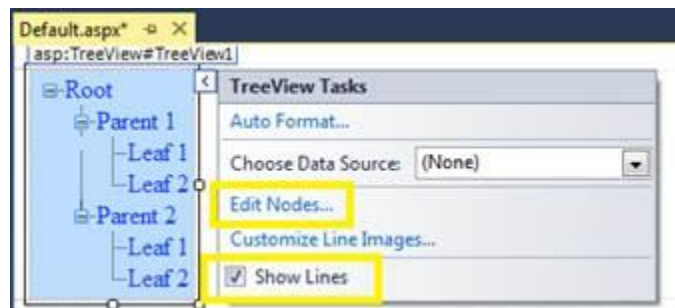


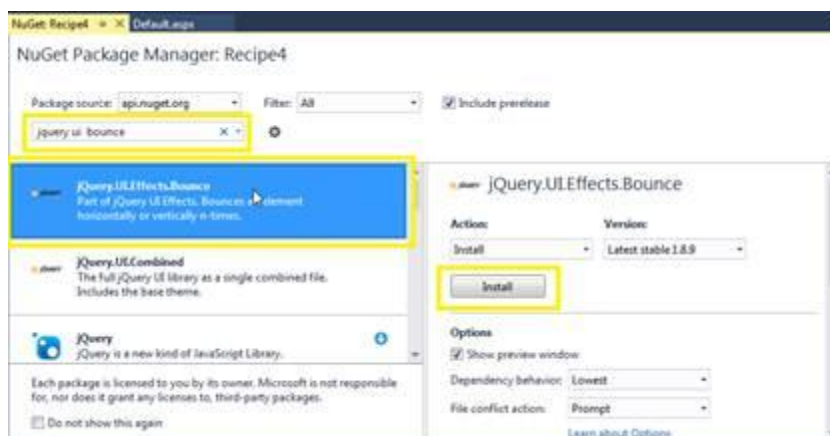
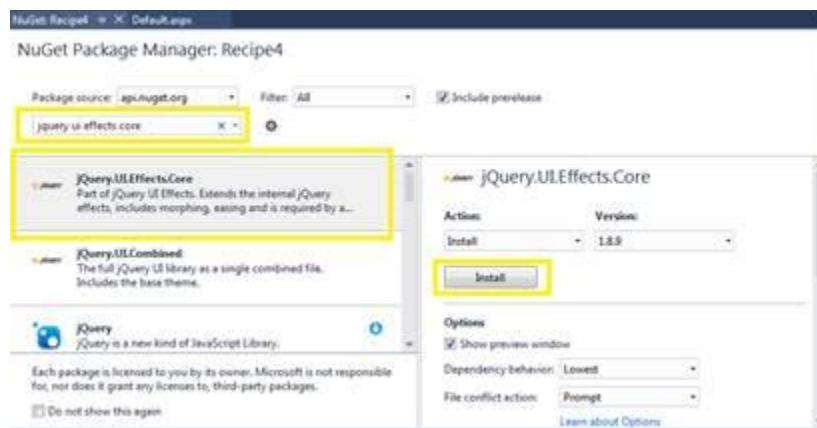
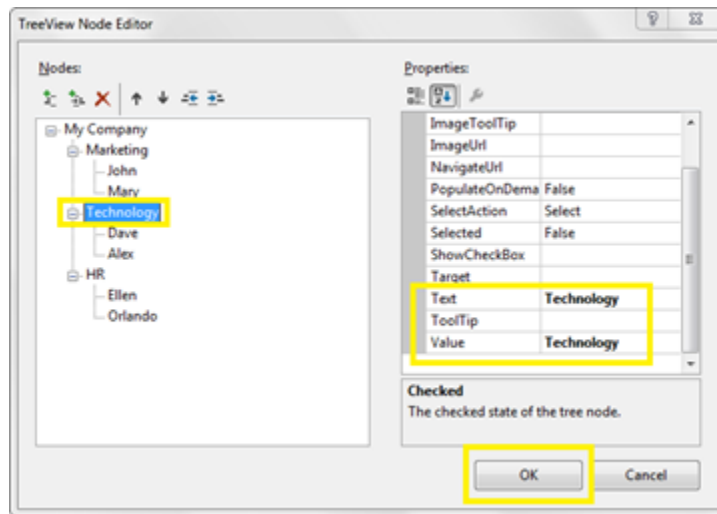


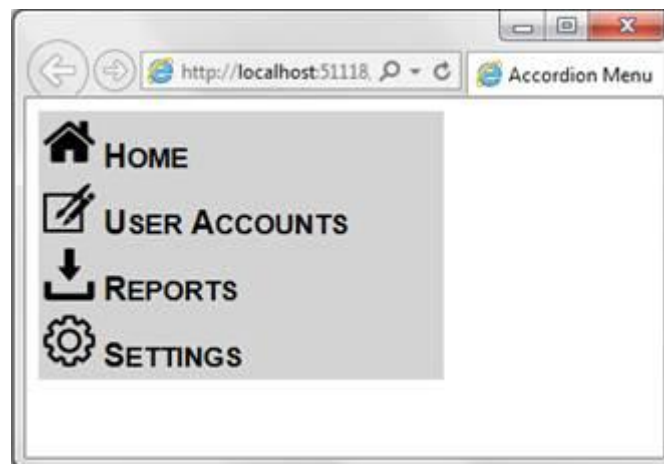


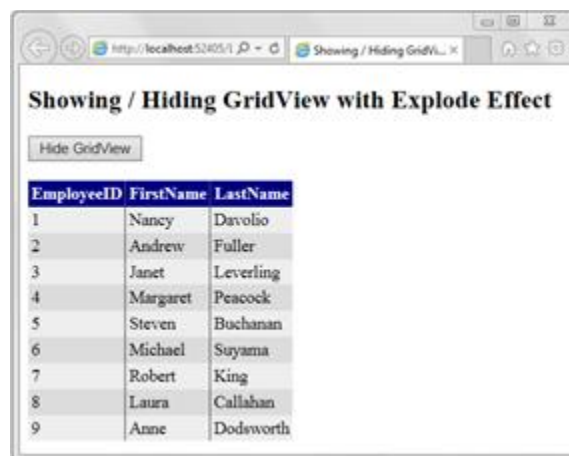
```
<a id="AdRotator1" href="https://www.packtpub.com/web-development/aspnet-jquery-cookbook" target="_top"></a>
```

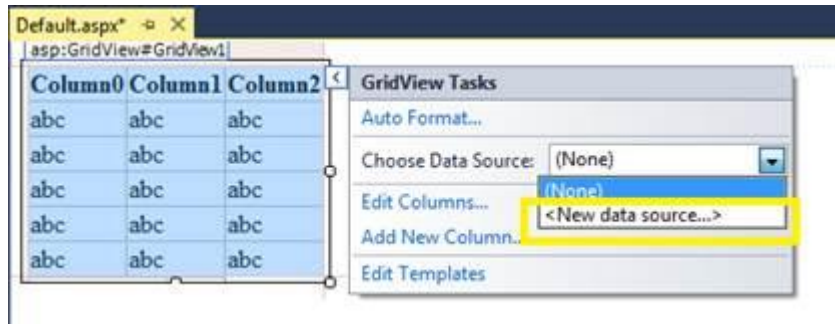
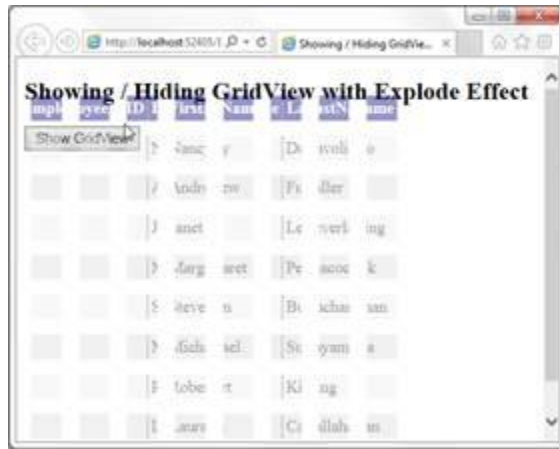


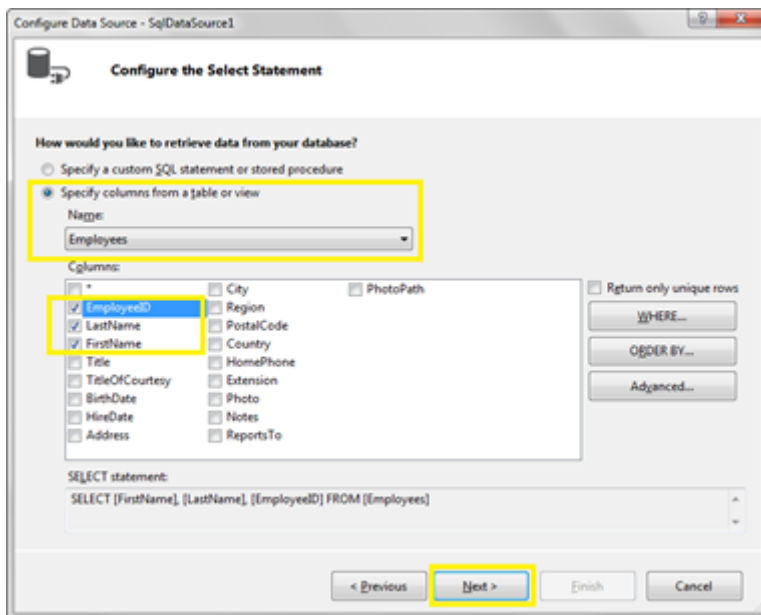
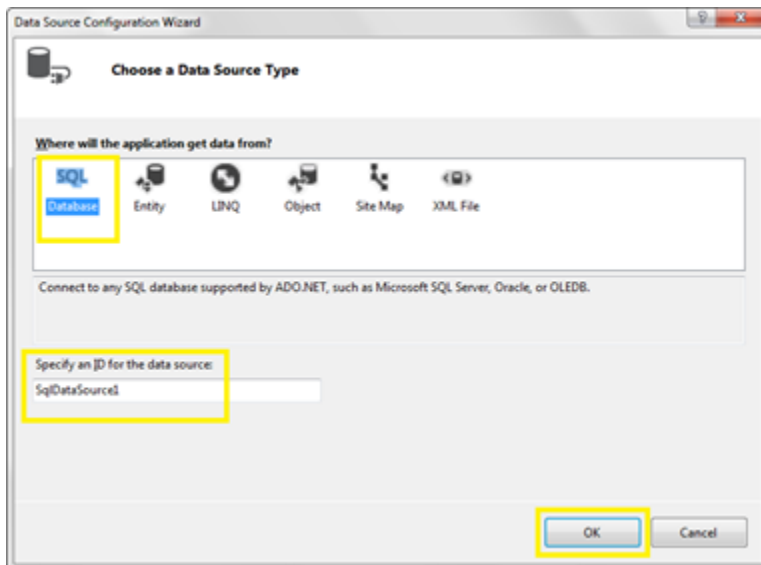


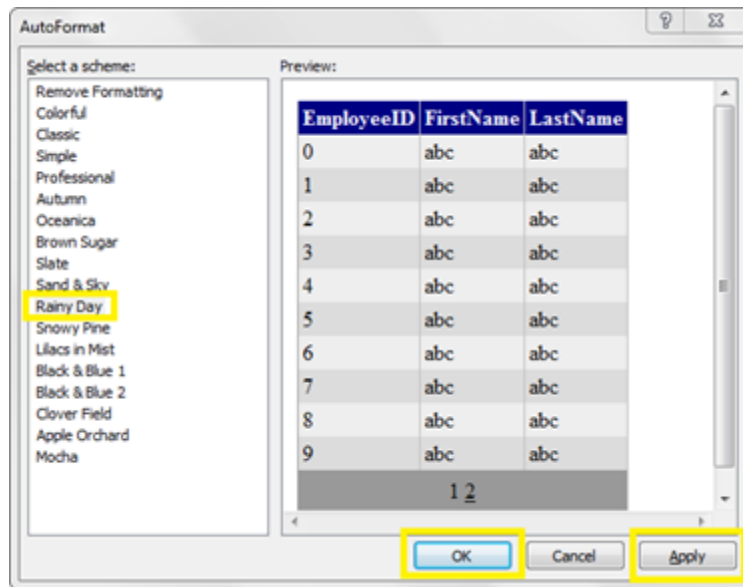




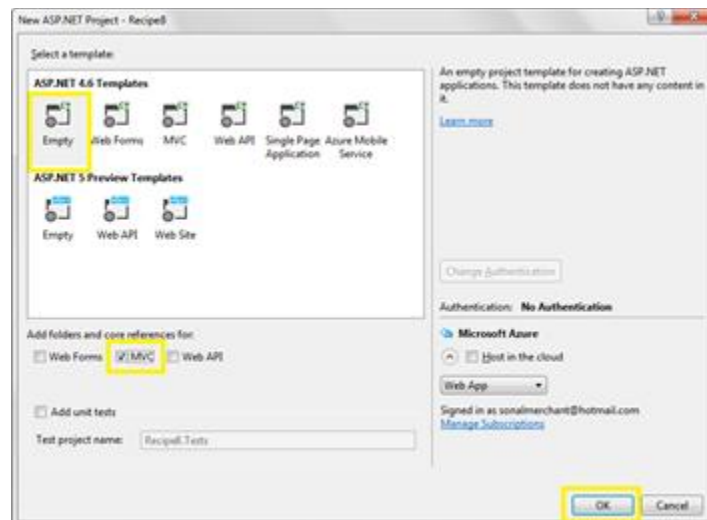


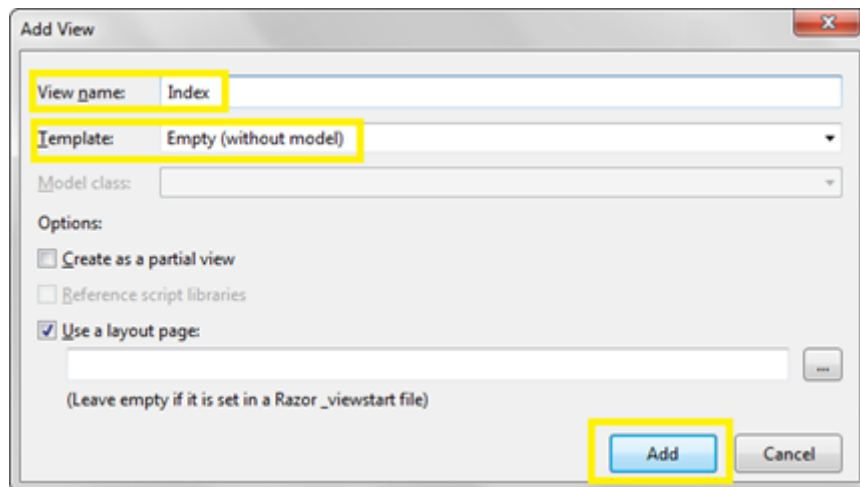
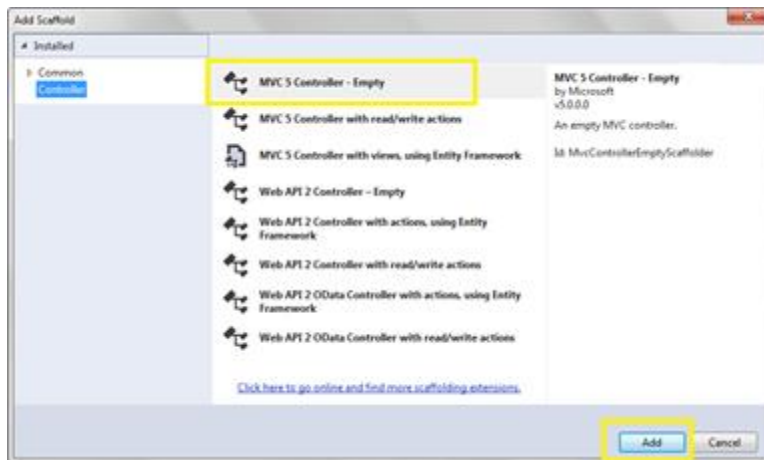


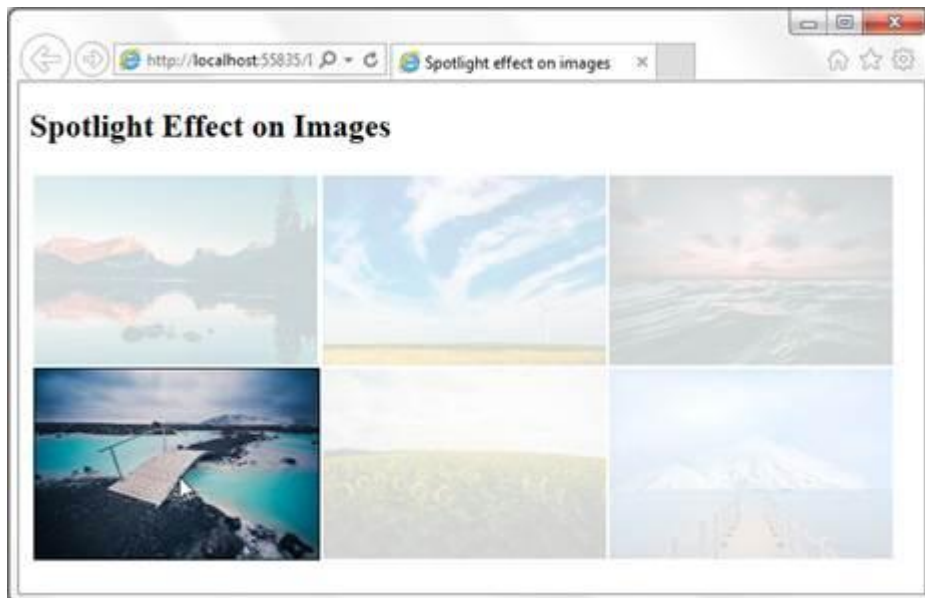
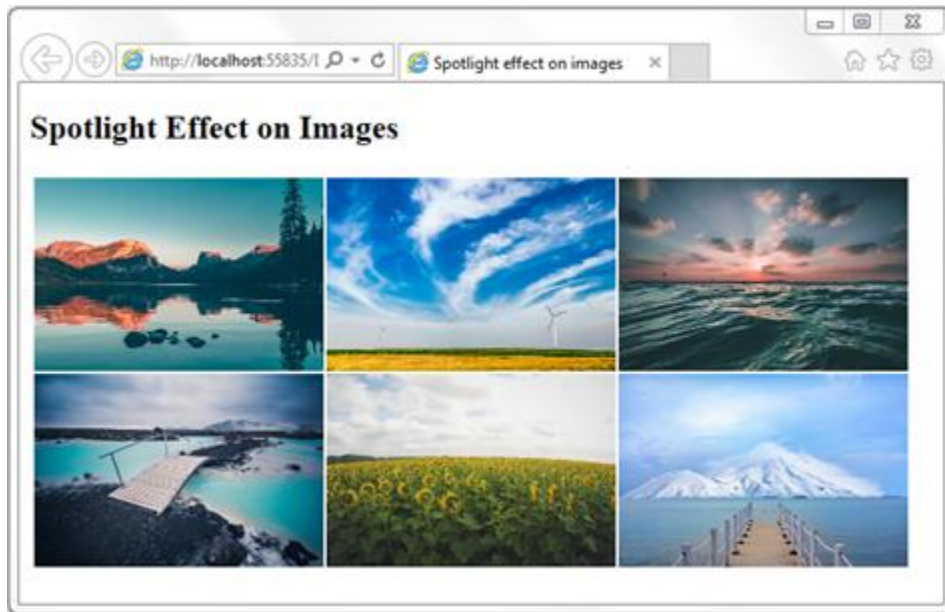


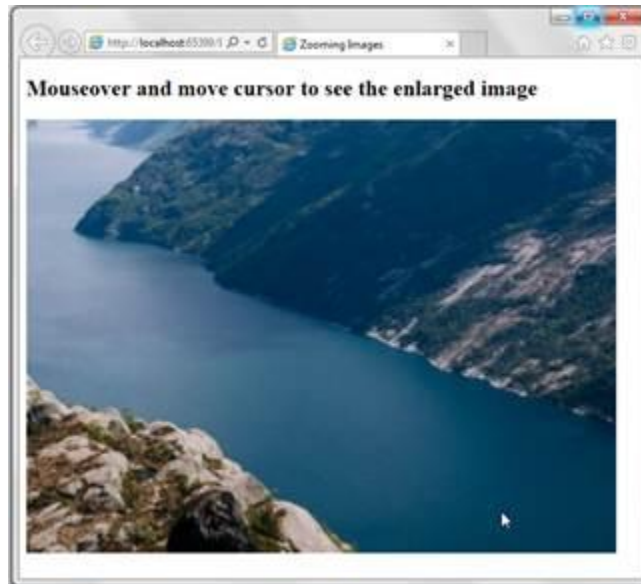
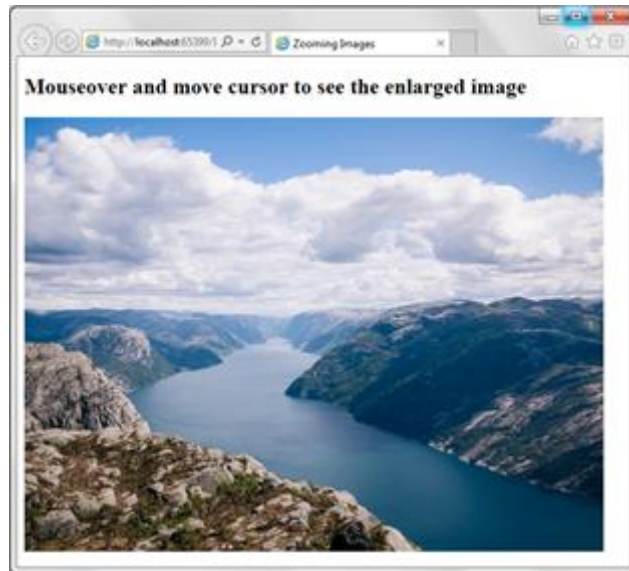


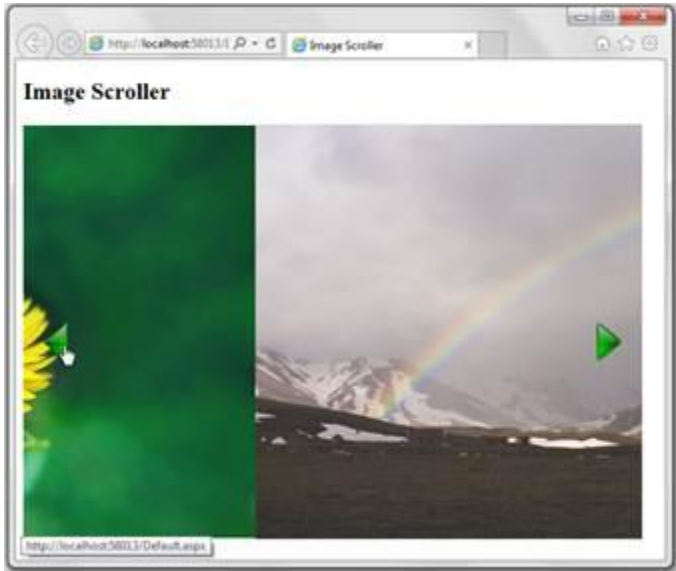
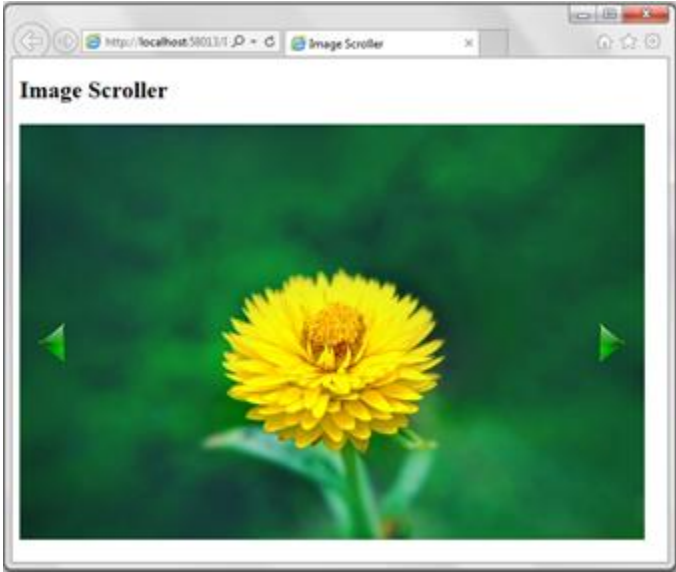
Chapter 6: Working with Graphics in ASP.NET Sites


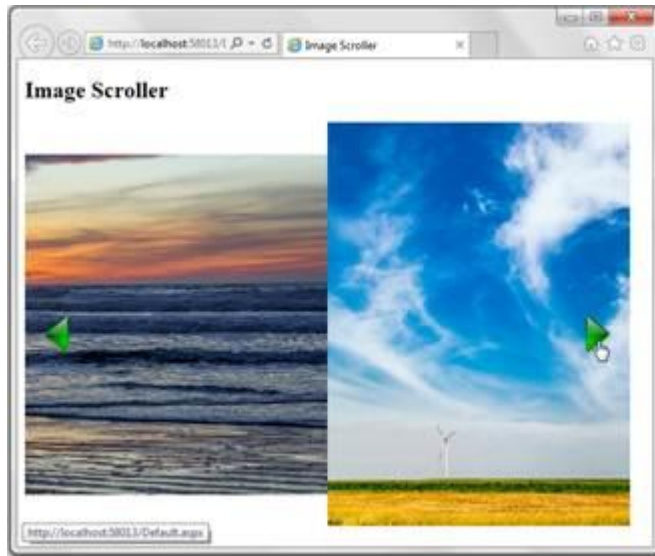




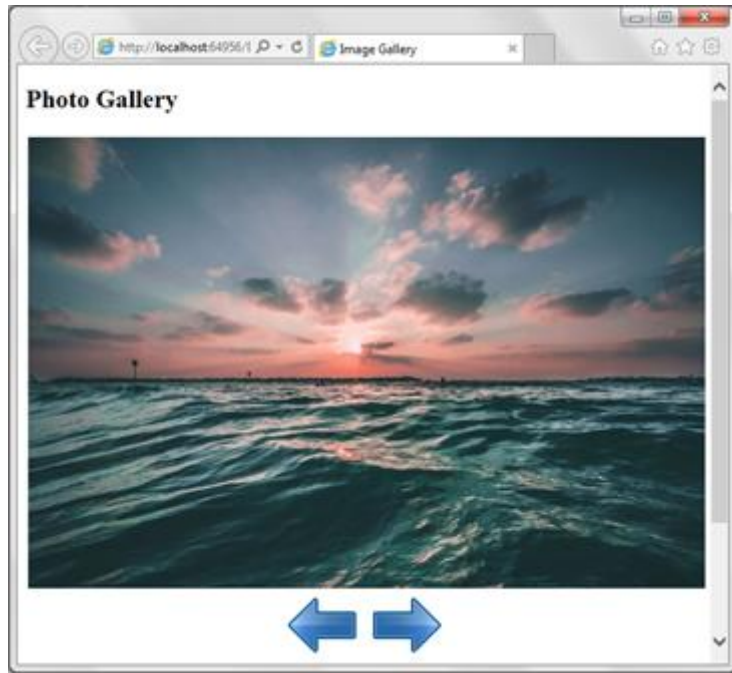


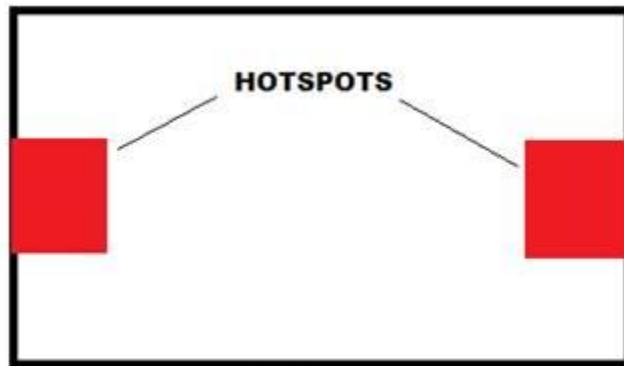






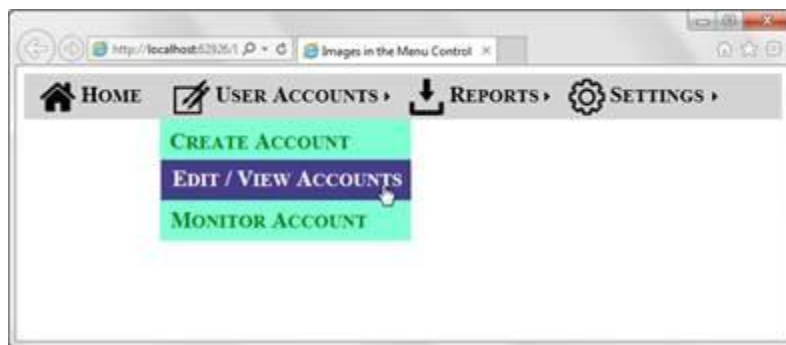
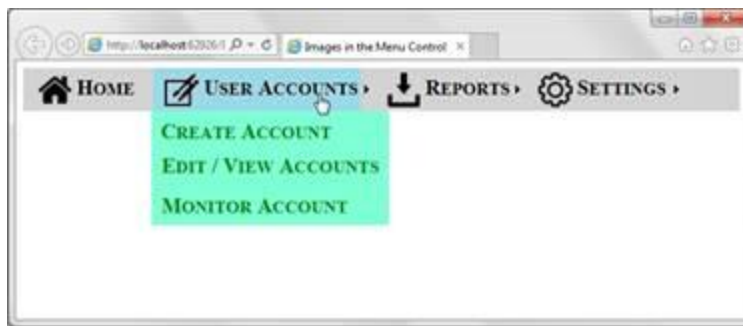
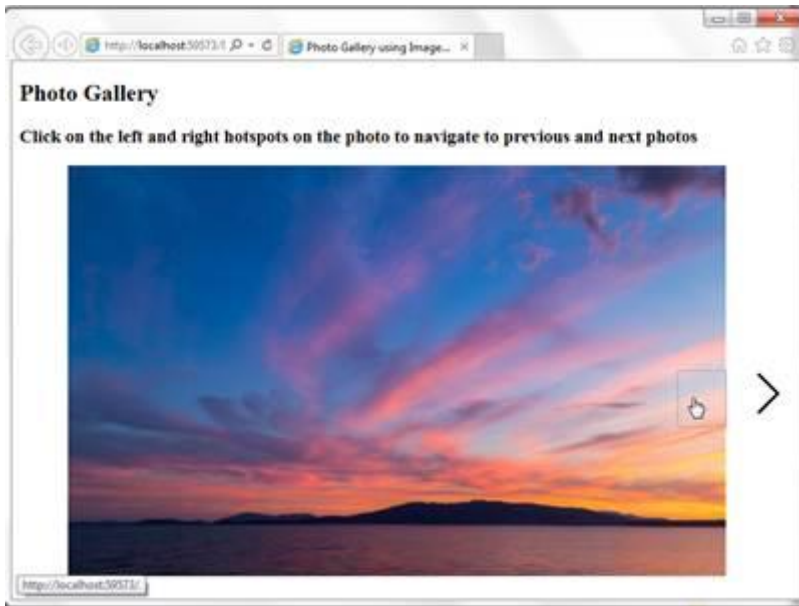
tblImages

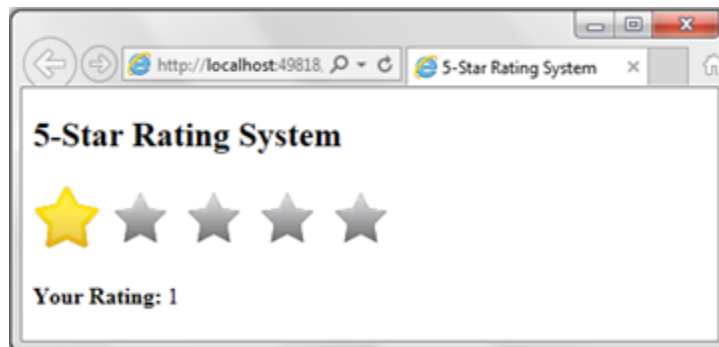
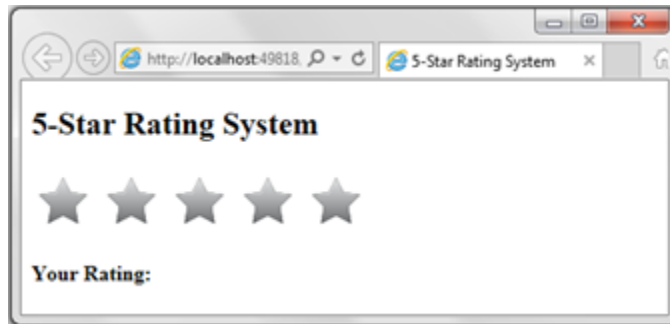


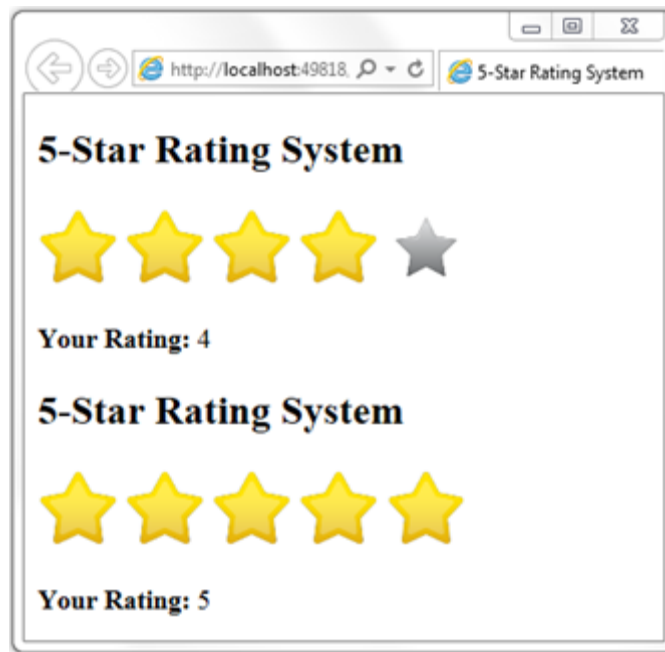
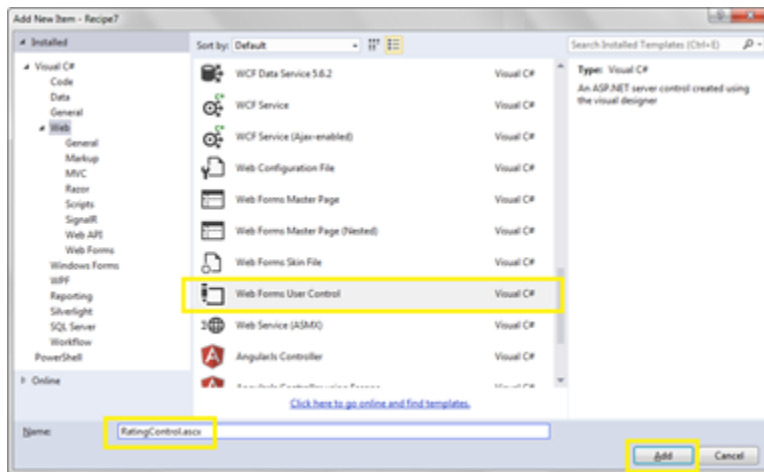


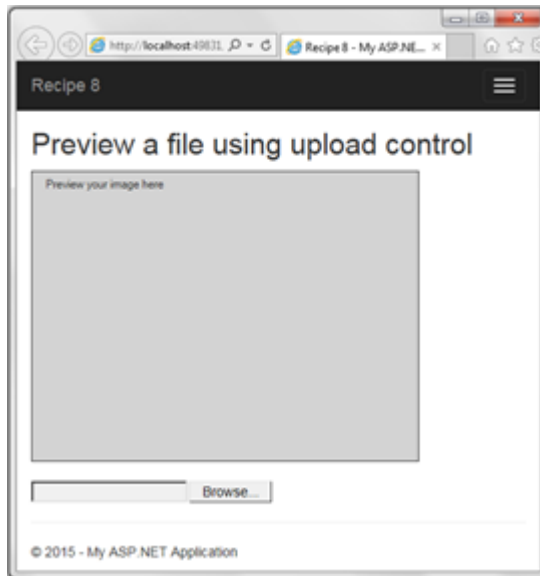
IMAGE



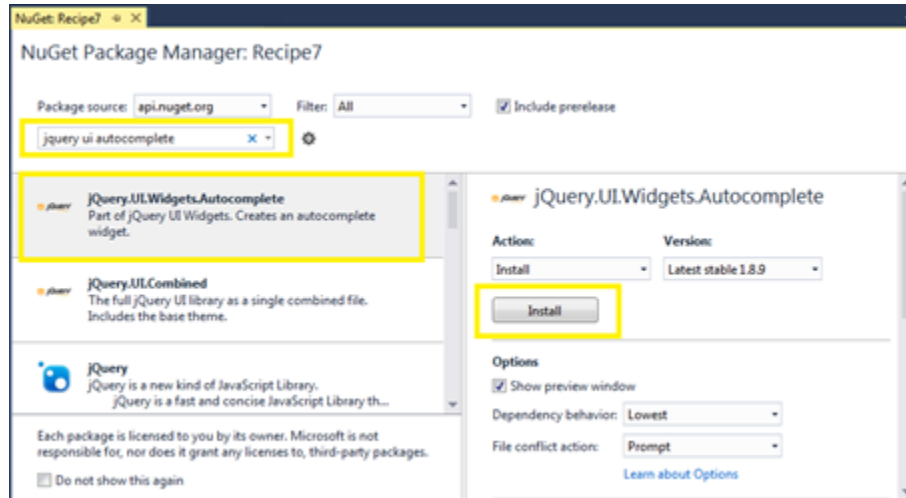




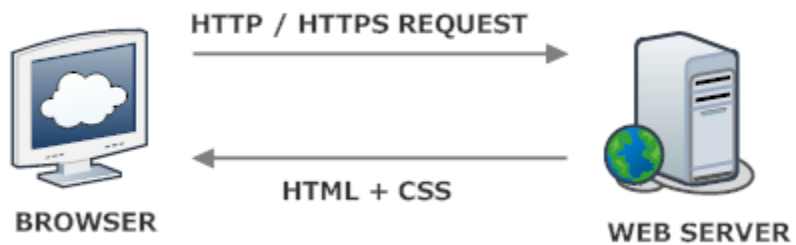


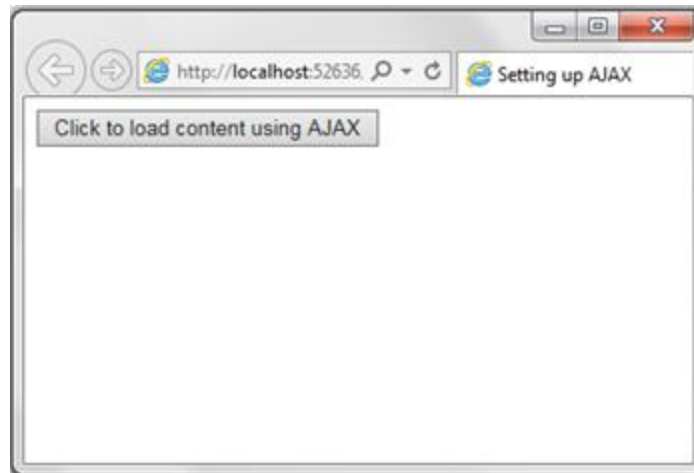
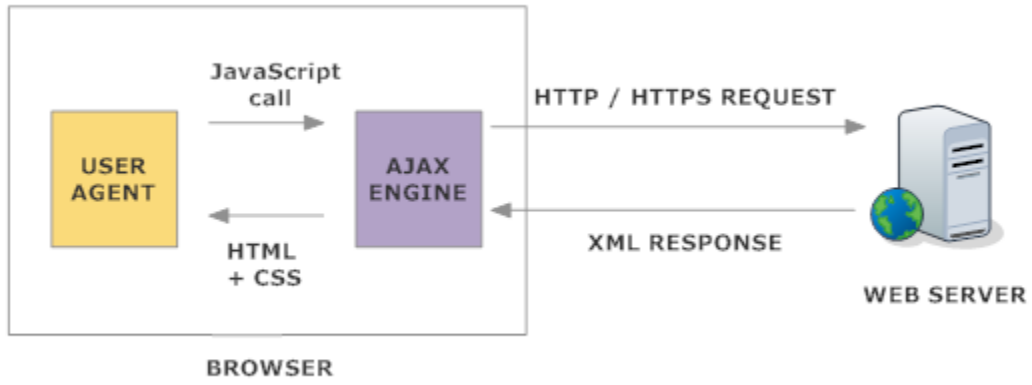


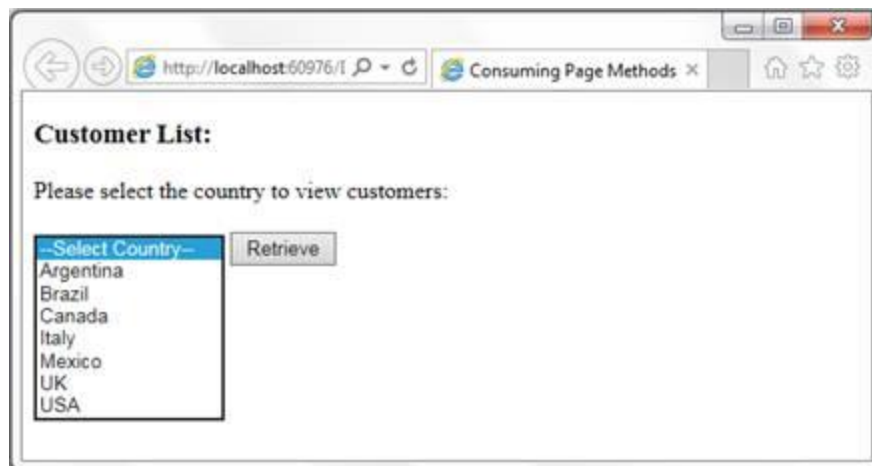
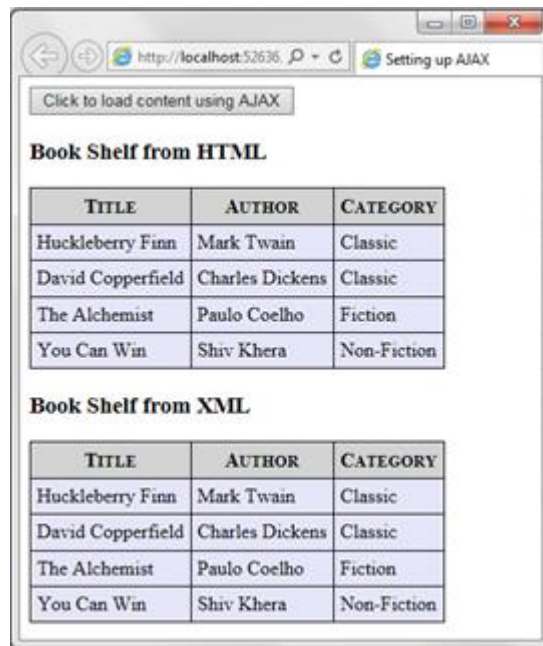
Chapter 7: Ajax Using jQuery



- Scripts
 - jquery-1.4.4-vsdoc.js
 - jquery-1.4.4.js
 - jquery-1.4.4.min.js
 - jquery.ui.autocomplete.js
 - jquery.ui.autocomplete.min.js
 - jquery.ui.core.js
 - jquery.ui.core.min.js
 - jquery.ui.position.js
 - jquery.ui.position.min.js
 - jquery.ui.widget.js
 - jquery.ui.widget.min.js







Customer List:

Please select the country to view customers:

Canada

CUSTOMER ID	COMPANY NAME	CONTACT NAME	CONTACT TITLE	CITY
BOTTM	Bottom-Dollar Markets	Elizabeth Lincoln	Accounting Manager	Tsawassen
LAUGB	Laughing Bacchus Wine Cellars	Yoshi Tannamuri	Marketing Assistant	Vancouver
MEREP	Mère Paillarde	Jean Fresnière	Marketing Assistant	Montréal

Add New Item - Recipe2

Sort by: Default

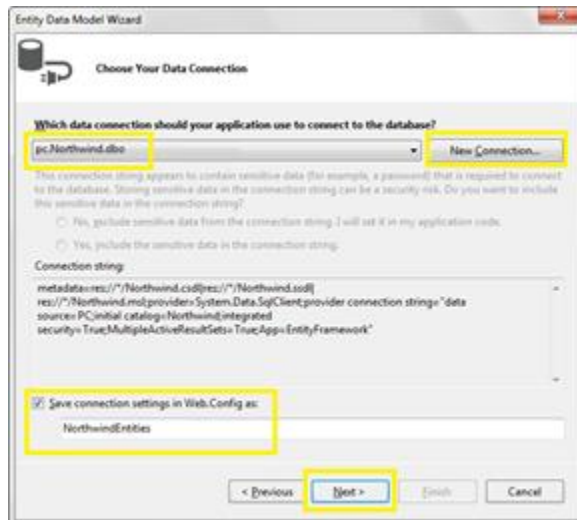
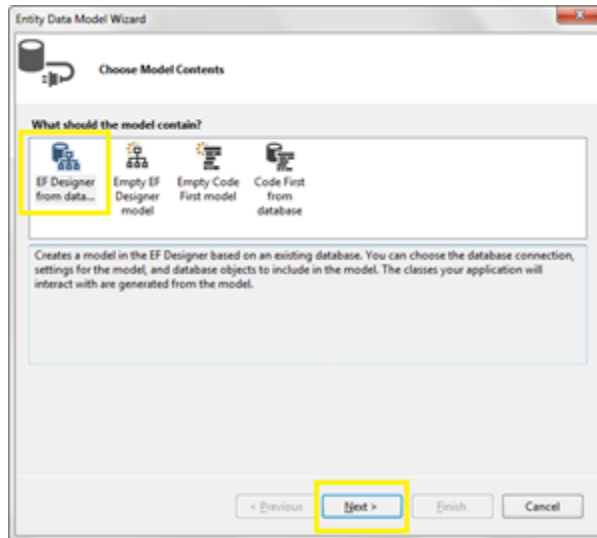
Search Installed Templates (Ctrl-E)

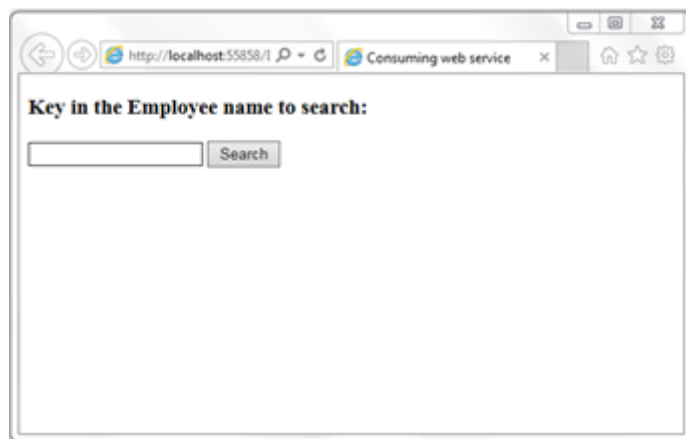
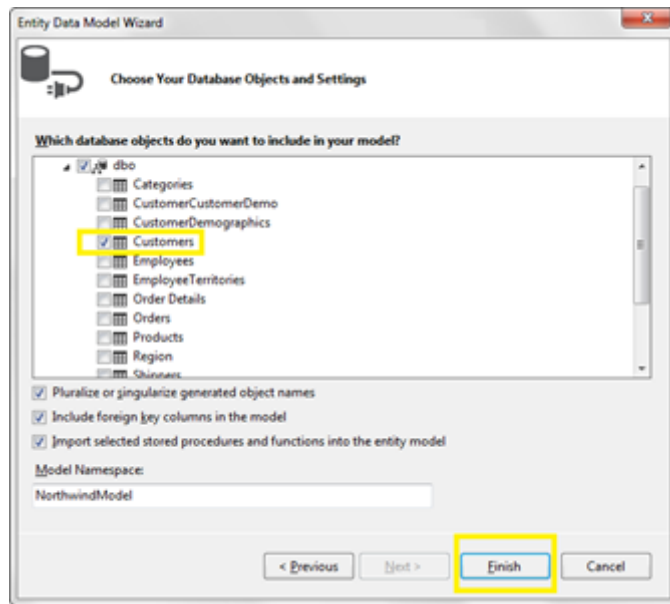
Template Name	Type
ADO.NET Entity Data Model	Visual C#
DataSet	Visual C#
EF 5.x DbContext Generator	Visual C#
EF 6.x DbContext Generator	Visual C#
LINQ to SQL Classes	Visual C#
SQL Server Database	Visual C#
XML File	Visual C#
XML Schema	Visual C#
XSLT File	Visual C#

Type: Visual C#
A project item for creating an ADO.NET Entity Data Model.

Name: Northwind

[Click here to go online and find templates.](#)





http://localhost:55858/1 Consuming web service

Key in the Employee name to search:

nan Search

EMPLOYEE ID	FIRST NAME	LAST NAME	CITY	COUNTRY	HOME PHONE
1	Nancy	Davolio	Seattle	USA	(206) 555-9857
5	Steven	Buchanan	London	UK	(71) 555-4848

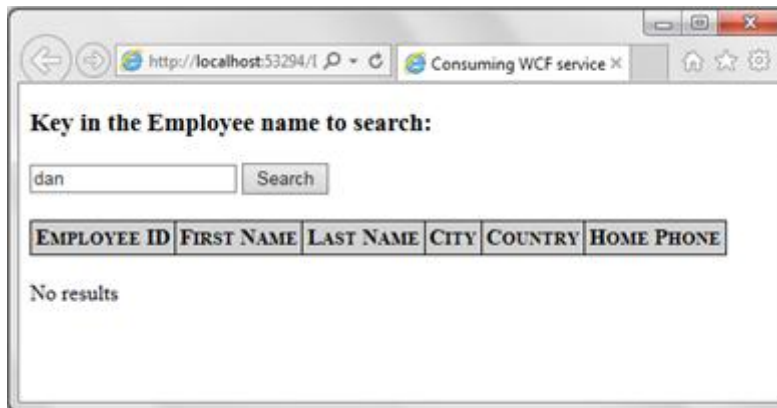
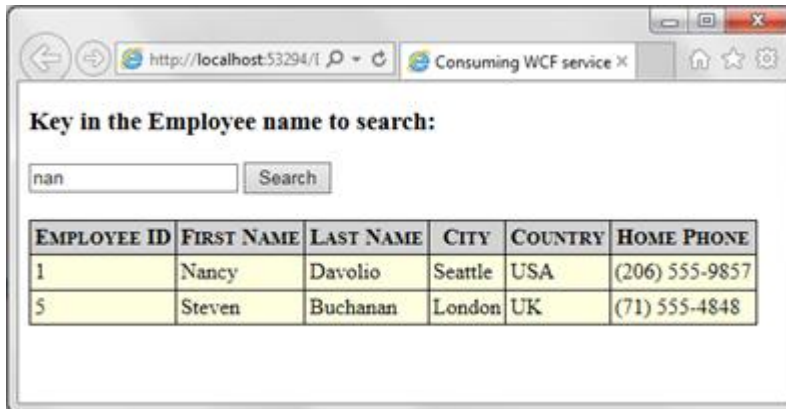
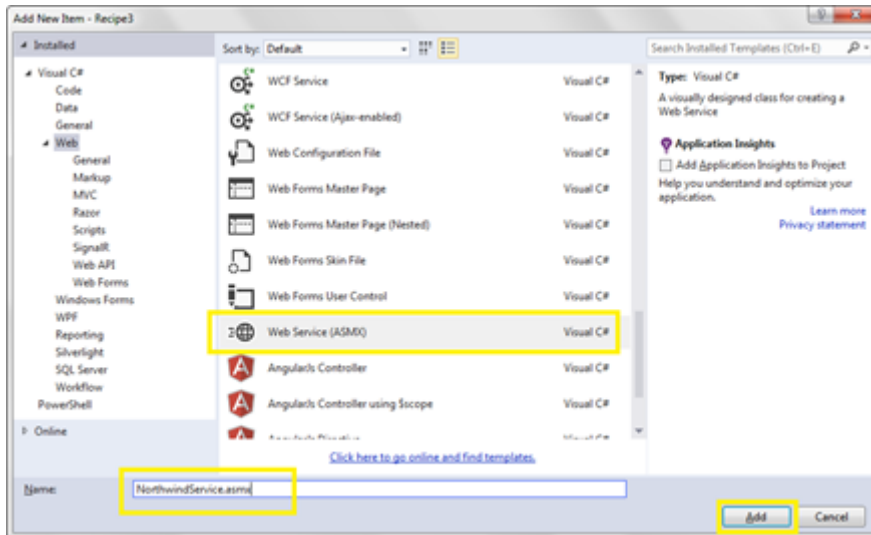
http://localhost:55858/1 Consuming web service

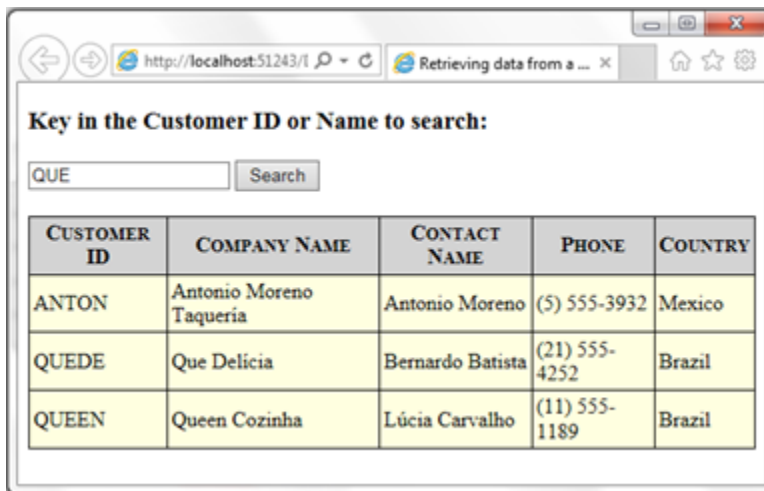
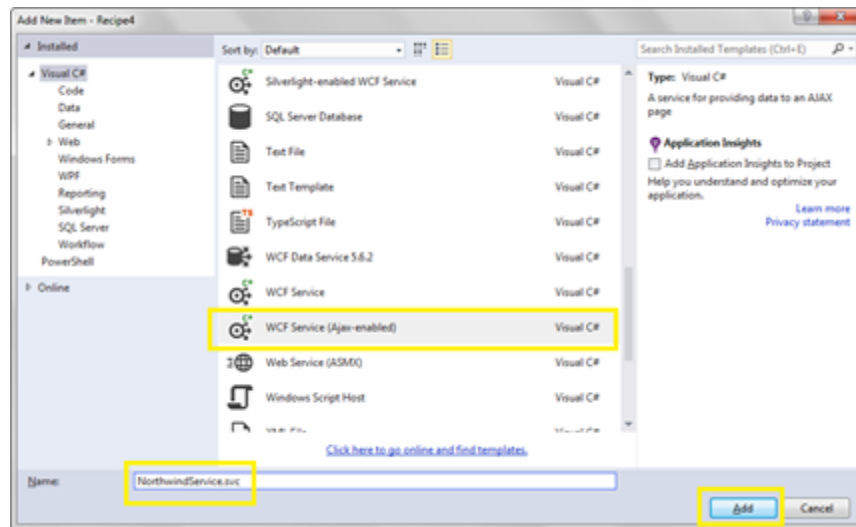
Key in the Employee name to search:

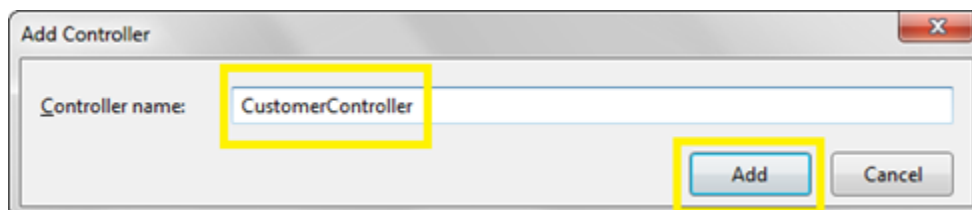
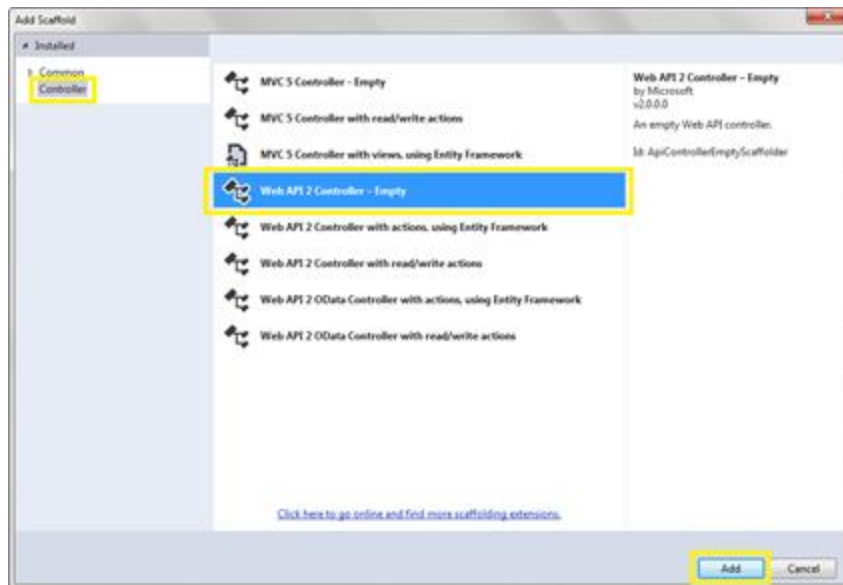
darj Search

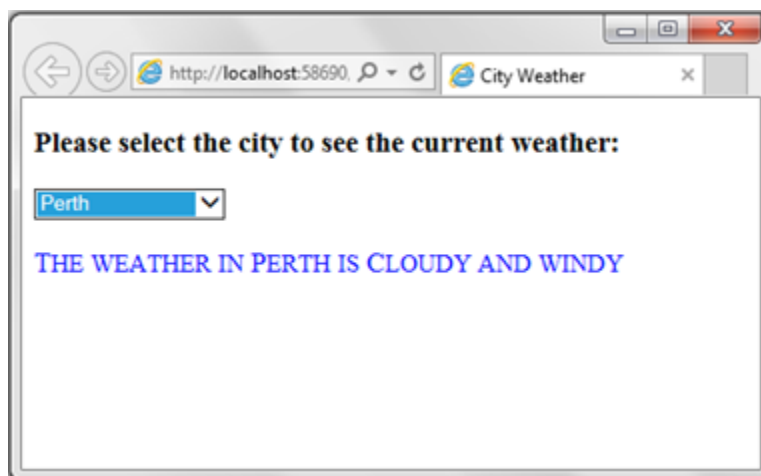
EMPLOYEE ID	FIRST NAME	LAST NAME	CITY	COUNTRY	HOME PHONE
-------------	------------	-----------	------	---------	------------

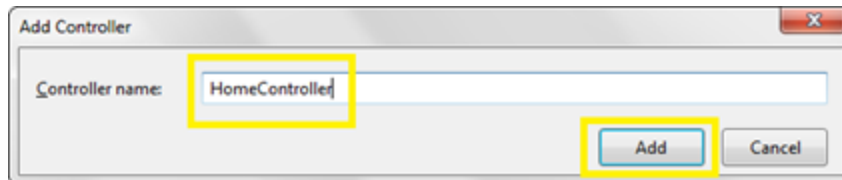
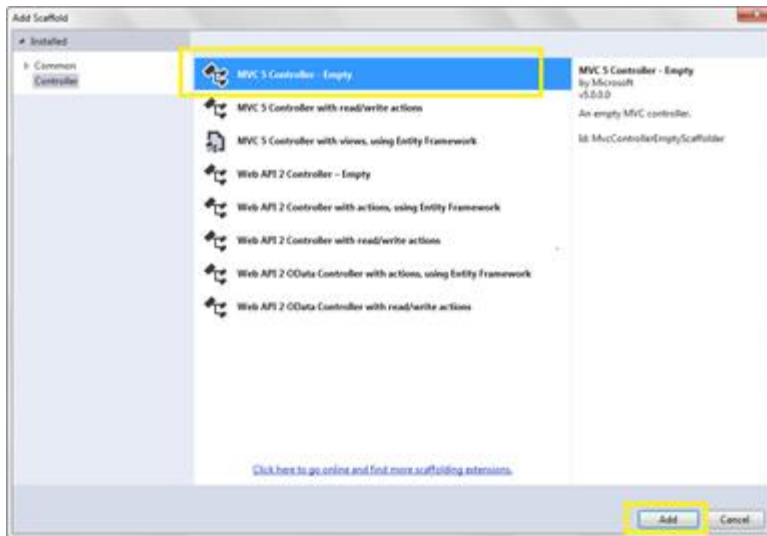
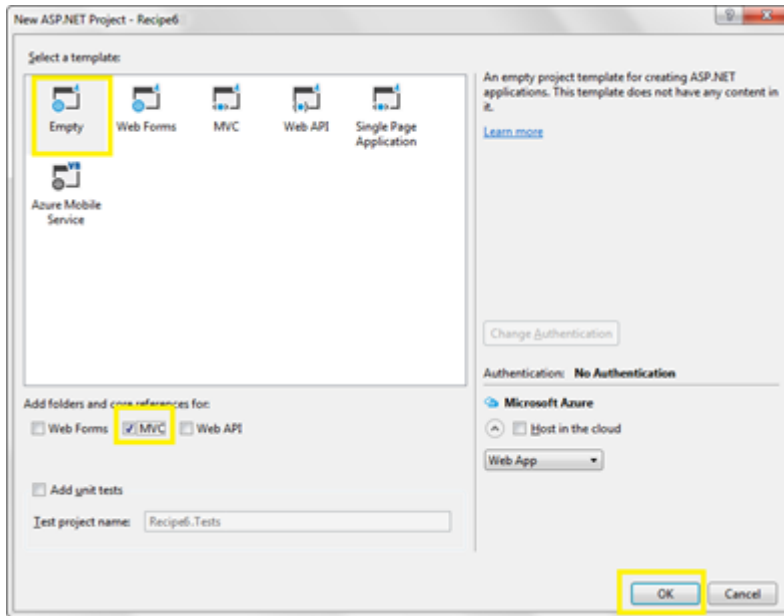
No results



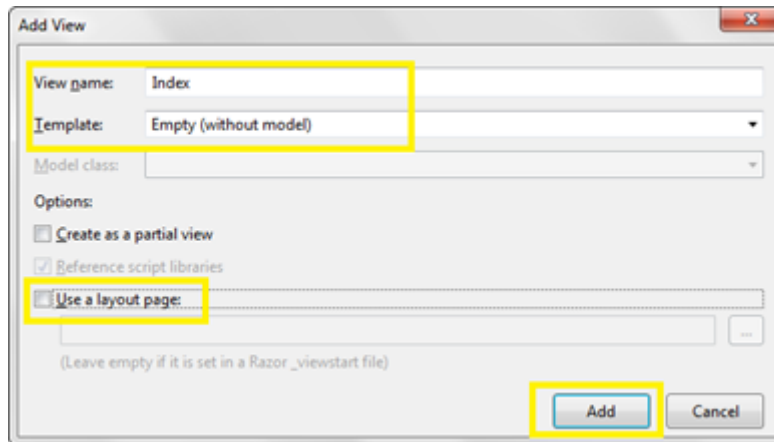
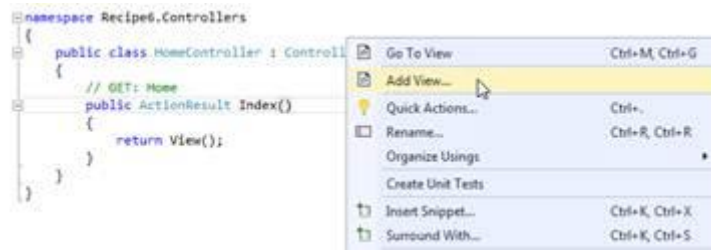








```
namespace Recipe6.Controllers
{
    public class HomeController : Controller
    {
        // GET: Home
        public ActionResult Index()
        {
            return View();
        }
    }
}
```



View name: Index

Template: Empty (without model)

Model class:

Options:

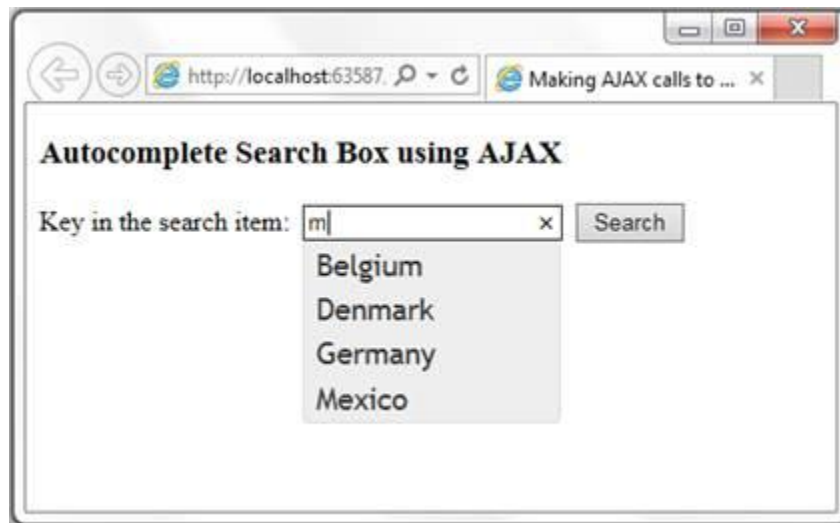
Create as a partial view

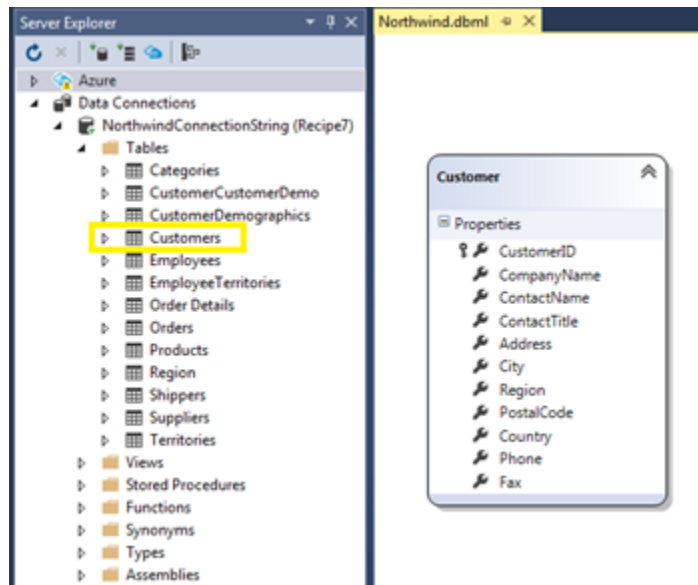
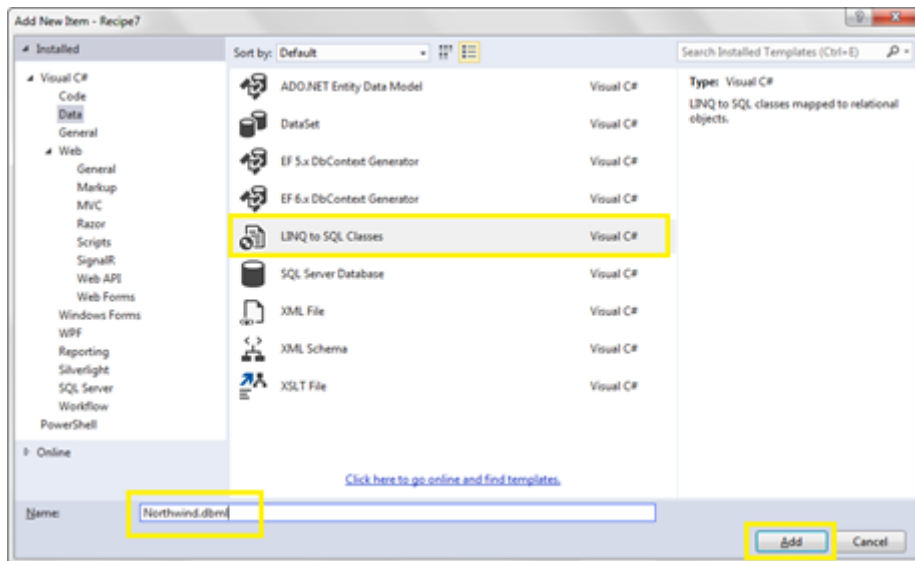
Reference script libraries

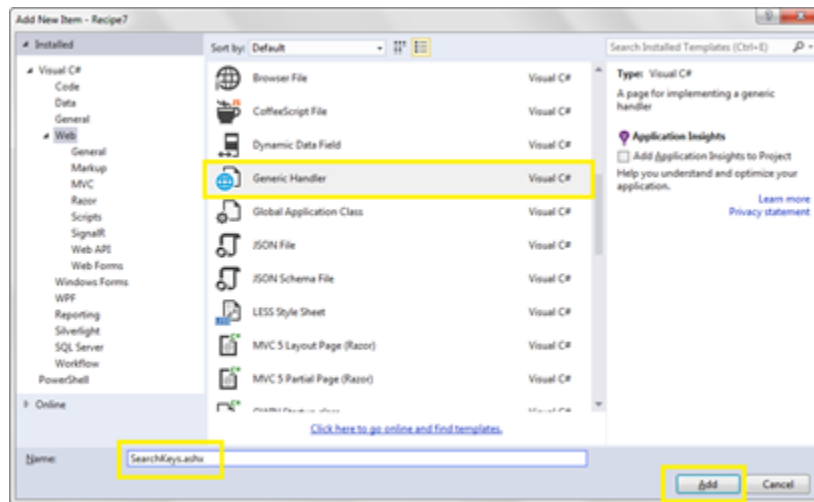
Use a layout page:

(Leave empty if it is set in a Razor _viewstart file)

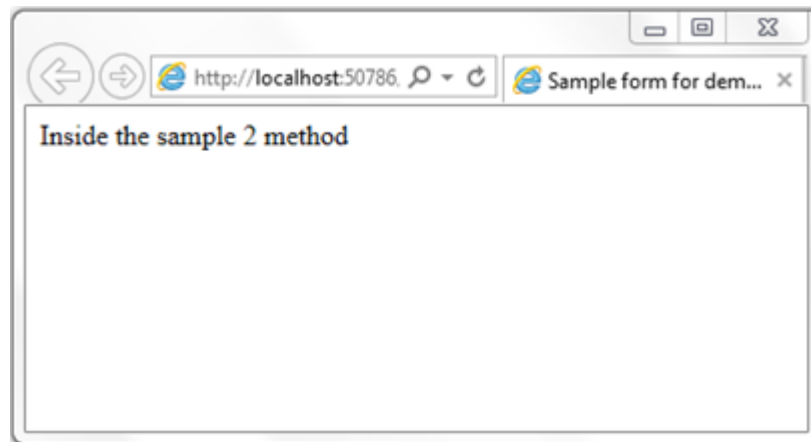
Add Cancel

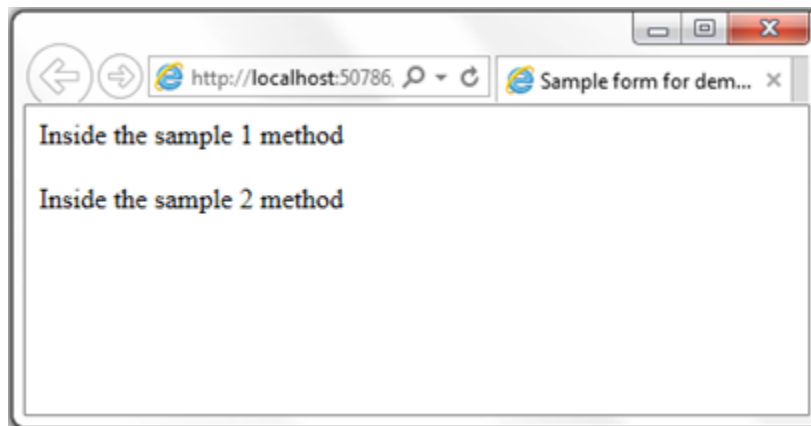


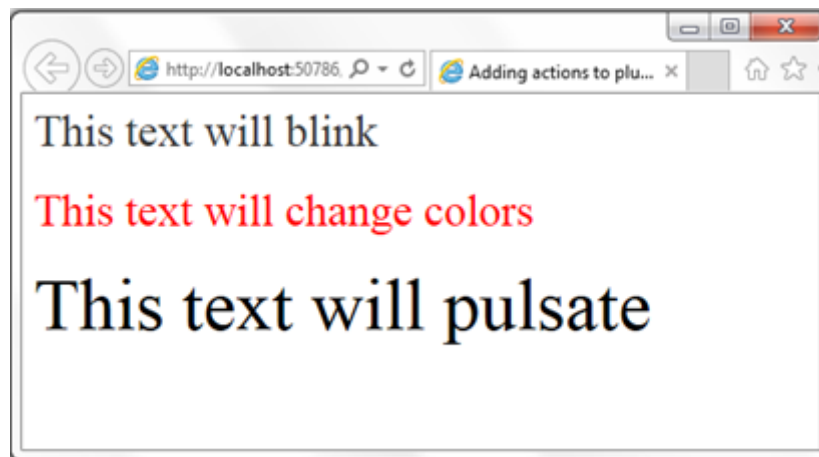




Chapter 8: Creating and Using jQuery Plugins







Current version: 1.14.0
License: MIT

Files:

- Download
- Changelog
- Demos
- Documentation
- GitHub Repository

Installation via Package Managers

- Bower: `bower install jquery-validation`
- NuGet: `Install-Package jQuery.Validation`

1.14.0 files on Microsoft's Ajax CDN (hotlinking welcome):

- `http://ajax.aspnetcdn.com/ajax/jquery.validate/1.14.0/jquery.validate.js`
- `http://ajax.aspnetcdn.com/ajax/jquery.validate/1.14.0/jquery.validate.min.js`
- `http://ajax.aspnetcdn.com/ajax/jquery.validate/1.14.0/additional-methods.js`
- `http://ajax.aspnetcdn.com/ajax/jquery.validate/1.14.0/additional-methods.min.js`
- Localization Files at:
`http://ajax.aspnetcdn.com/ajax/jquery.validate/1.14.0/localization/messages_**.js` where ** is the loc code.
- `vsdoc` file for VisualStudio

NuGet Package Manager: Solution 'TestApplication'

Package source: nuget.org Filter: All Include prerelease

jquery validation

Microsoft jQuery.Unobtrusive.Validation
jQuery plugin that unobtrusively sets up jQuery.Validation.

jQuery.Validation
This jQuery plugin makes simple client-side form validation trivial, while offering lots of...

jQuery
jQuery is a new kind of JavaScript Library. jQuery is a fast and concise JavaScript...

jQuery.Validation.Unobtrusive
Legacy package. jQuery.Validation.Unobtrusive is now inclu...

jQuery.Validation.WebForms

Each package is licensed to you by its owner. Microsoft is not responsible for, nor does it grant any licenses to, third-party packages.

jQuery.Validation
Action: Install Version: Latest stable 1.14.0

Select which projects to apply changes to:
 1 project(s) Show all
 TestApplication

Install

Options
 Show preview window
Dependency behavior: Lowest
File conflict action: Prompt
Learn about Options

- jquery.validate-vsdoc.js
- jquery.validate.js
- jquery.validate.min.js

A screenshot of a web browser window displaying a registration form. The browser's address bar shows the URL `http://localhost:50786`. The page title is "Using the Form". The form is titled "Registration Form" and contains the following fields: Name*, Email*, Password*, Confirm Password*, Date of Birth, Mailing Address, Postal Code, and URL. Below the fields is a checkbox labeled "I agree to the terms and conditions" and two buttons: "Submit" and "Reset".

A screenshot of the same web browser window, but now showing validation error messages. The browser's address bar shows the URL `http://localhost:50786/1`. The page title is "Using the Form Validation ...". The form is titled "Registration Form" and contains a message box that says "Please correct the 5 invalid field(s) on the form." Below this message, the form fields are: Name*, Email*, Password*, Confirm Password*, Date of Birth, Mailing Address, Postal Code, and URL. Red error messages are displayed next to the Name, Email, Password, and Confirm Password fields: "Please enter your Name", "Please enter your Email", "Please enter your Password", and "Please confirm your Password". The checkbox "I agree to the terms and conditions" now has a red error message: "Please accept the terms and conditions to proceed". The "Submit" and "Reset" buttons are still present.

Using the Form Validation ... x

http://localhost:50786/1

Registration Form

Please correct the 7 invalid field(s) on the form.

Name* Abraham A.

Email* abraham.yahoo **Please enter a valid Email address**

Password* **** **Password should be at least 8 characters long**

Confirm Password* ***** **Your entered passwords do not match**

Date of Birth 123455 **Enter a valid date**

Mailing Address 123 Pinewood Drive, Wo **Your address exceeds 200 characters**

Postal Code postal 123 **Please enter only digits**

URL url **Please enter a valid Url**

I agree to the terms and conditions

Submit Reset

Phone (provide at least one)* Hand Phone Work Phone Home Phone

Phone (provide at least one)* Hand Phone Work Phone Home Phone
Please fill at least 1 of these fields.

Phone (provide at least one)* Hand Phone Work Phone Home Phone
Please enter a correct phone number



[HOME](#) | [ABOUT](#) | [DOWNLOADS](#) | [DOCS](#) | [FOUNDATION](#) | [GET INVOLVED](#) | [SECURITY](#) | [NEWS](#)

Node.js® is a JavaScript runtime built on [Chrome's V8 JavaScript engine](#). Node.js uses an event-driven, non-blocking I/O model that makes it lightweight and efficient. Node.js' package ecosystem, [npm](#), is the largest ecosystem of open source libraries in the world.

Download for Windows (x64)

v4.2.2 LTS

Mature and Dependable

v5.1.0 Stable

Latest Features

[Other Downloads](#) | [Changelog](#) | [API Docs](#) [Other Downloads](#) | [Changelog](#) | [API Docs](#)

```
Administrator: C:\Windows\System32\cmd.exe
D:\Deno>bower install jquery-validation
bower not-cached  git://github.com/jzaefferer/jquery-validation.git#*
bower resolve     git://github.com/jzaefferer/jquery-validation.git#*
bower download    https://github.com/jzaefferer/jquery-validation/archive/1.14
.0.tar.gz
bower extract     jquery-validation#* archive.tar.gz
bower resolved    git://github.com/jzaefferer/jquery-validation.git#1.14.0
bower cached      git://github.com/jquery/jquery.git#2.1.4
bower validate    2.1.4 against git://github.com/jquery/jquery.git#>= 1.7.2
bower install     jquery-validation#1.14.0
bower install     jquery#2.1.4

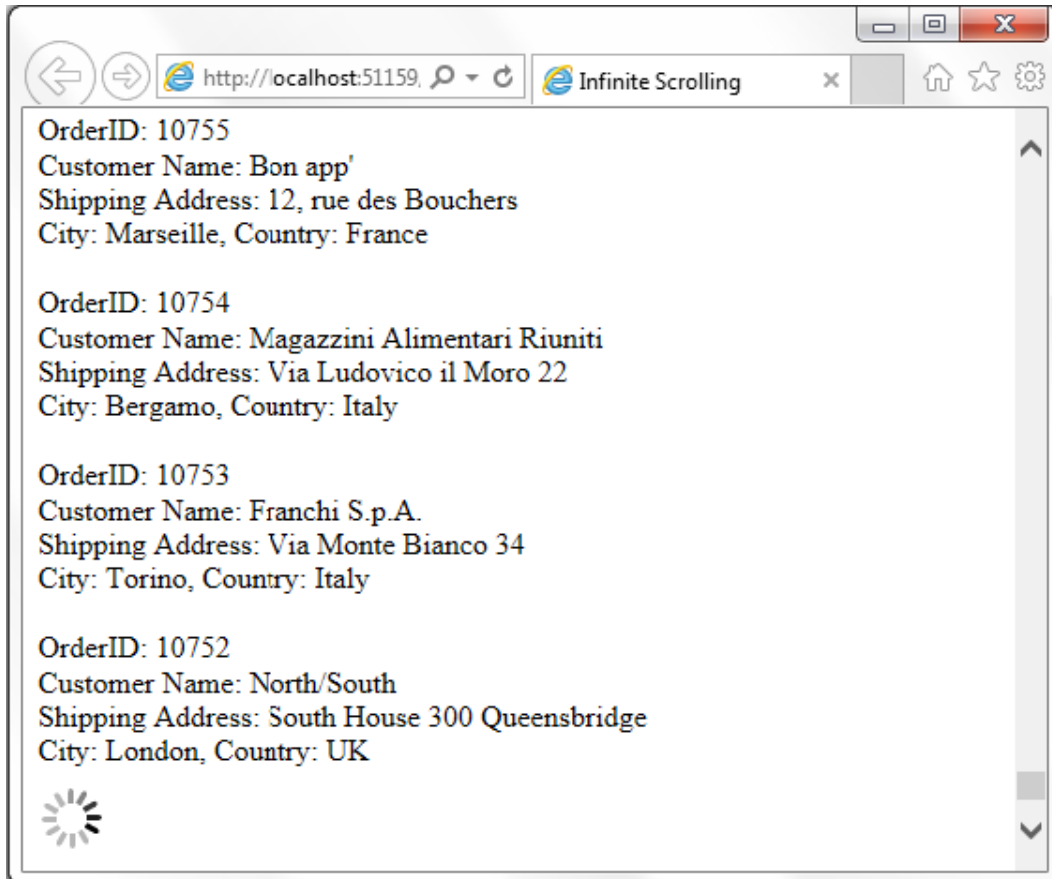
jquery-validation#1.14.0 bower_components\jquery-validation
└── jquery#2.1.4

jquery#2.1.4 bower_components\jquery
D:\Deno>
```

- build
- dist
- src
- .bower
- bower
- changelog.md
- CONTRIBUTING.md
- Gruntfile
- LICENSE.md
- package
- README.md
- validation.jquery

- additional-methods
- additional-methods.min
- jquery.validate
- jquery.validate.min

Chapter 9: Useful jQuery Recipes for ASP.NET Sites





Generator

Indicator type :

Indicator Big

Background color : #

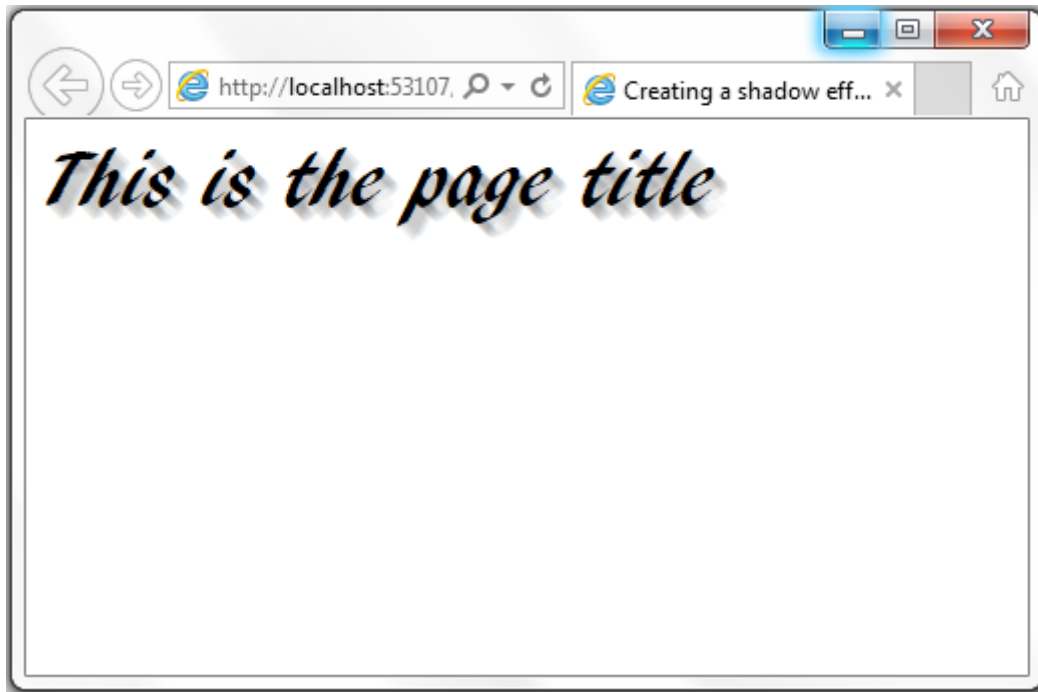
FFFFFF

Transparent background

Foreground color : #

000000

Generate it !



This is the page title

Browser window showing a slideshow titled "Slideshow with 'shuffle' effect". The browser address bar displays "http://localhost:61665/l" and "Loading scripts dynamically". A "Start Slideshow" button is visible. The slideshow consists of four images arranged in a 2x2 grid:

- Top-left: A wooden pier extending into a blue lake with snow-capped mountains in the background under a blue sky.
- Top-right: A dirt path winding through a lush green field towards misty mountains.
- Bottom-left: A sunset over the ocean with waves and a colorful sky.
- Bottom-right: A monarch butterfly perched on a cluster of purple flowers.

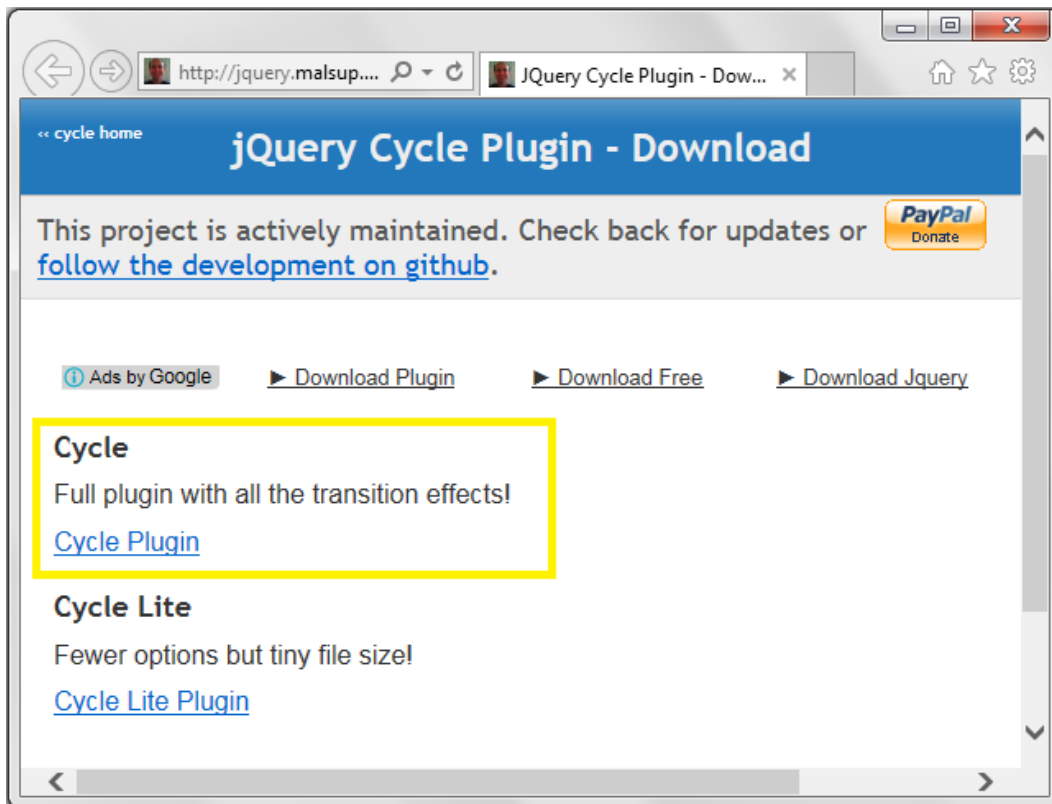
← → http://localhost:61665. 🔍 ↻ Loading scripts dyna... × 🏠

Slideshow with 'shuffle' effect

Start Slideshow



The image shows a web browser window with a title bar containing minimize, maximize, and close buttons. The address bar shows the URL 'http://localhost:61665.' and a search icon. The page content includes a heading 'Slideshow with 'shuffle' effect', a 'Start Slideshow' button, and two landscape photographs. The left photograph shows a snow-capped mountain peak under a blue sky, with a wooden pier extending into a body of water. The right photograph shows a dirt path winding through a lush green field towards a forested hillside.



The image shows a web browser window with the following elements:

- Address Bar:** Contains the URL `http://localhost:53983` and the page title "Serializing Form Data".
- Page Title:** "Serializing Form Data".
- Form Title:** "Registration Form".
- Form Fields:**
 - Name:** A text input field.
 - Email:** A text input field.
 - Gender:** A dropdown menu with the text "--Please Select--".
 - Registration Type:** Three radio button options: "Student", "Staff", and "Alumni".
 - Preferred Mode of Contact:** Two checkbox options: "Phone" and "Email".
- Buttons:** "Submit" and "Reset" buttons located at the bottom of the form.

Serializing Form Data

Registration Form

Name:

Email:

Gender:

Registration Type: Student
 Staff
 Alumni

Preferred Mode of Contact: Phone
 Email

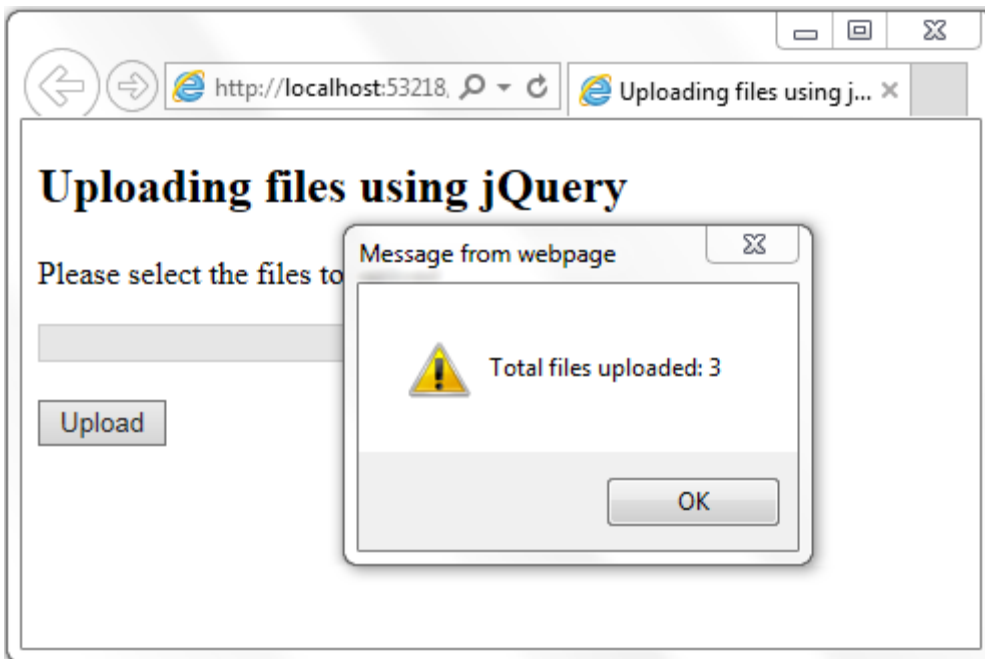
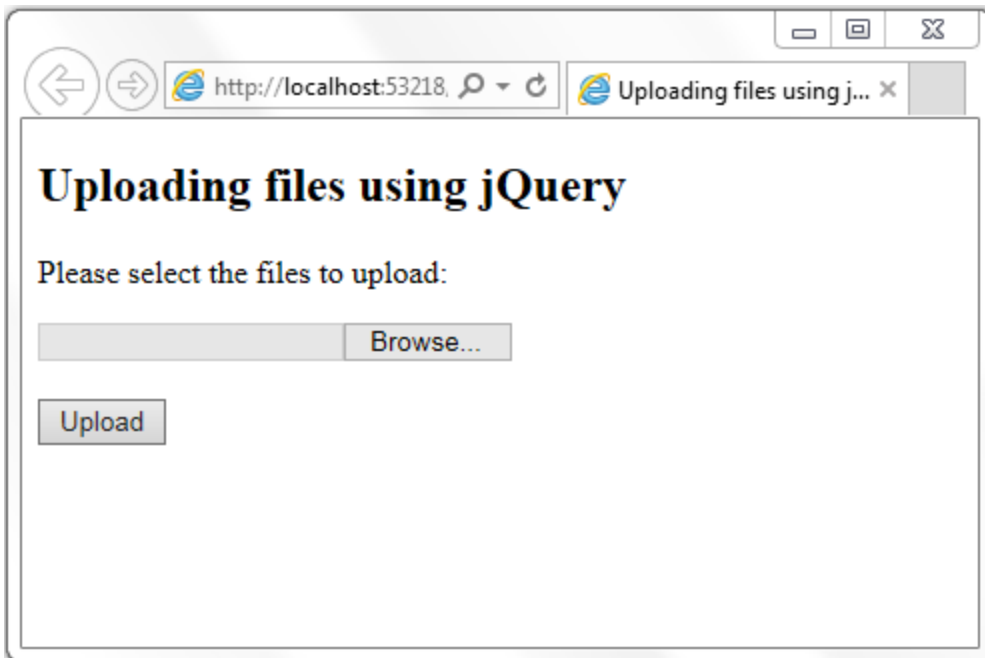
You have submitted the following data:

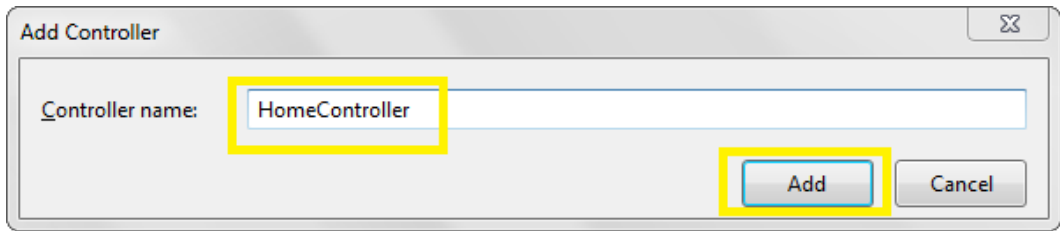
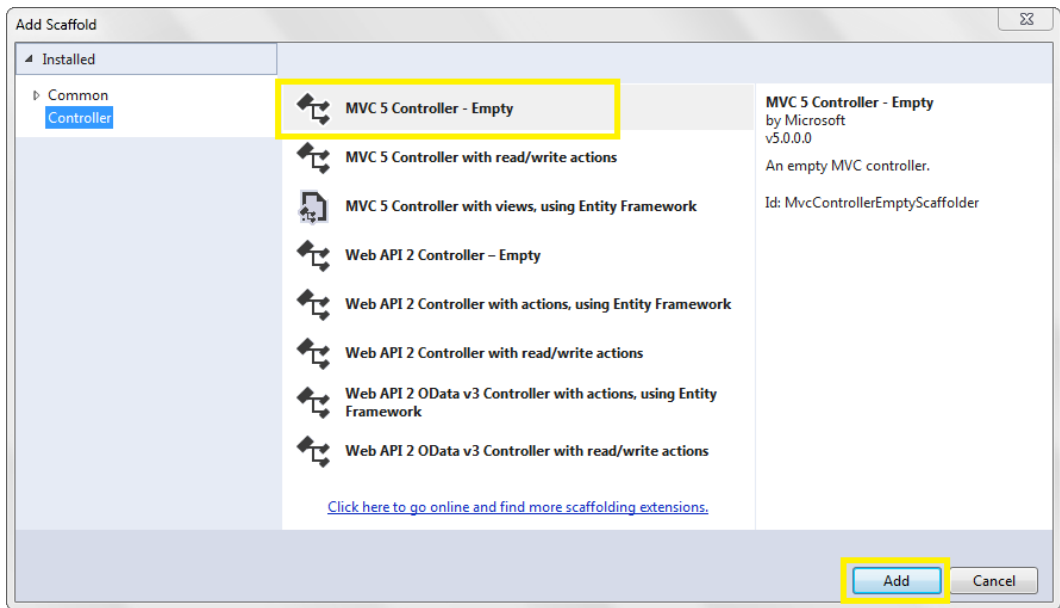
txtName: Abraham A.
txtEmail: abraham@gmail.com
ddlGender: Male
rblType: Student
chkContact\$0: Phone
chkContact\$1: Email

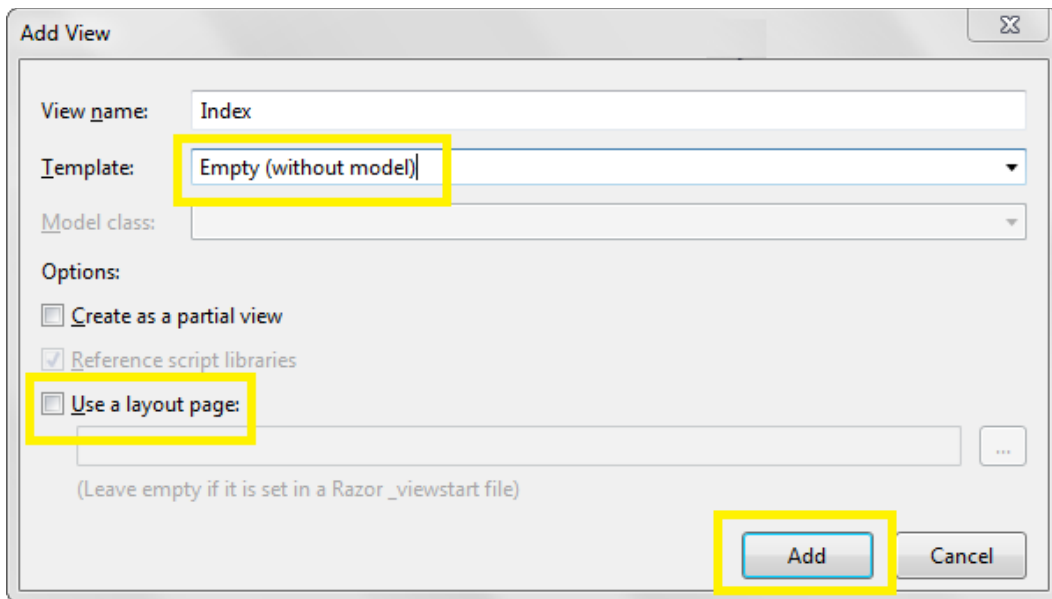
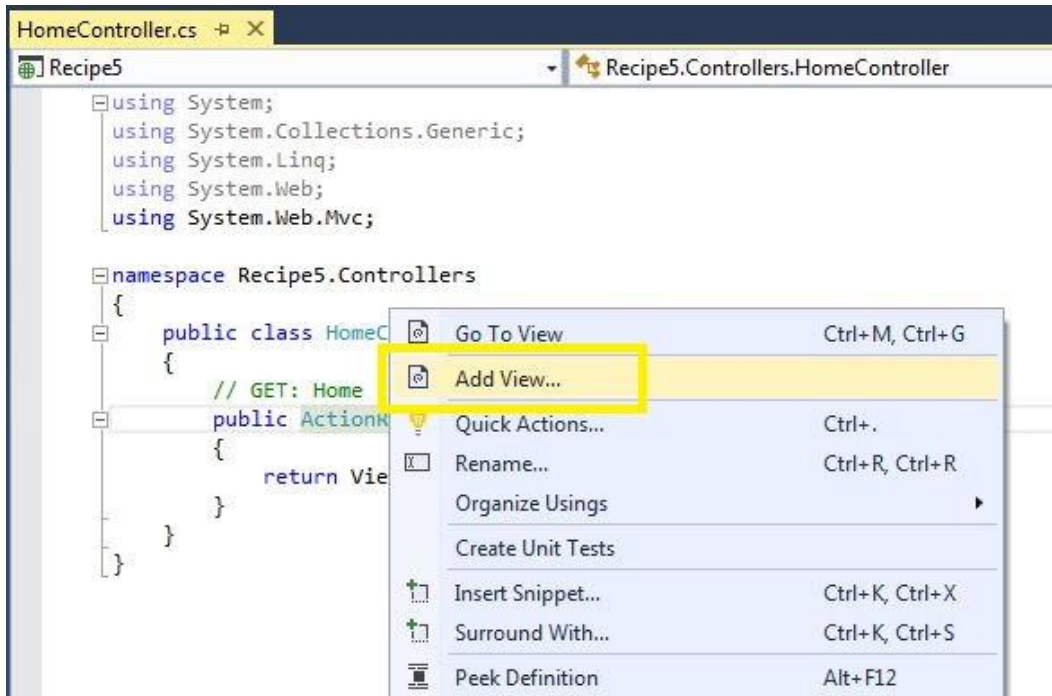
```

<div class="aspNetHidden">
<input type="hidden" name="VIEWSTATE" id="VIEWSTATE"
value="hLVtpZDKuolwqmbj7bZbcItjAoVQw69NK2b9/EqucsE8PIQRF9W6nrh2LSkrEueYwlgfKqiv6TSveF745MSzZ
VlCqz/xI+Y2
+ydQN6EGtnbDXog6bfH3tibAhDcqWnIbwoof1LMXIKuuPSvGfomUoNyrSyVrWeNHKgdRiIdGF405sPuNVvVynwHSLYdi
JCv2ii5TjcGj4ADnKima6YmskQ=" />
</div>
<div class="aspNetHidden">
    <input type="hidden" name="__VIEWSTATEGENERATOR" id="__VIEWSTATEGENERATOR"
value="CA0B0334" />
    <input type="hidden" name="EVENTVALIDATION" id="EVENTVALIDATION"
value="sHulxT9NcEi+GGq0r+Er95BjQiBRRrhZKxjakcS1PuY0FvmpALb5Fz09PZAovYxyPqzevTG8
+n8GZFNuxx7U57gBDj+I6QG05EPPrXE65sew8x5tsWSBxc3CvQ1CM+BcFJX714wYQwLwt2PmD6wgWD0tvFls5HivIFevyb
t7vv0GvhAkWsbN2/0git+B18U32PLUFBpkX+RJNrD0TbZNHGwk3sJtIBETRmi4naI9WAvY75PAbb0mFtxppvmegiZ1KD
way9unOyoR29Vr85hhI8oeX4XA1PbVVV/mpqm01c23vTgB5fYvfmnoBIn5e2Ud+ARiz19JEzahLtDPmqZdgtc0A5dwb
mrMs0Dpe0Stk0rgrNBmLxc+q51cD0oD6sctT" />
</div></form>

```





Exporting GridView data

localhost:59676/Default.aspx

Customers List

[Export to CSV](#)

CustomerID	CompanyName	ContactName	ContactTitle	Address	City	Region	PostalCode	Country
ALFKI	Alfreds Futterkiste	Maria Anders	Sales Representative	Obere Str. 57	Berlin		12209	Germany
ANATR	Ana Trujillo Emparedados y helados	Ana Trujillo	Owner	Avda. de la Constitución 2222	México D.F.		05021	Mexico
ANTON	Antonio Moreno Taquería	Antonio Moreno	Owner	Mataderos 2312	México D.F.		05023	Mexico
AROUT	Around the Horn	Thomas Hardy	Sales Representative	120 Hanover Sq.	London		WA1 1DP	UK
BERGS	Berglunds snabbköp	Christina Berglund	Order Administrator	Berguvsvägen 8	Luleå		S-958 22	Sweden
BLAUS	Blauer See Delikatessen	Hanna Moos	Sales Representative	Forsterstr. 57	Mannheim		68306	Germany

Book1 - Microsoft Excel (Product Activation Failed)

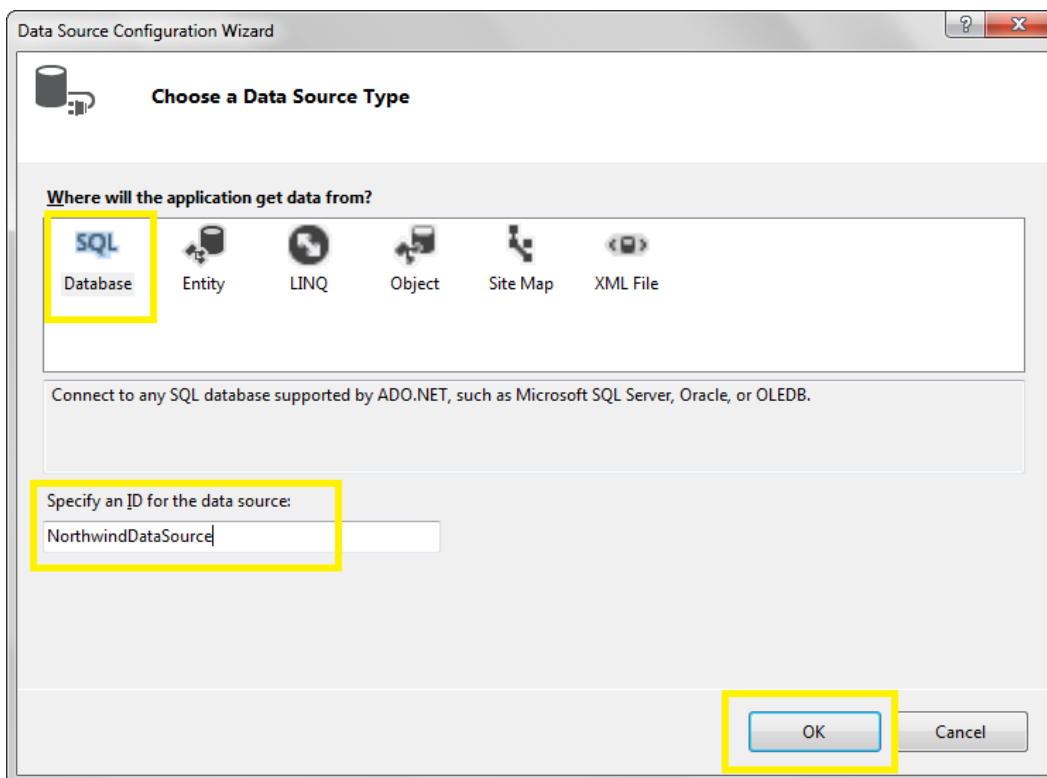
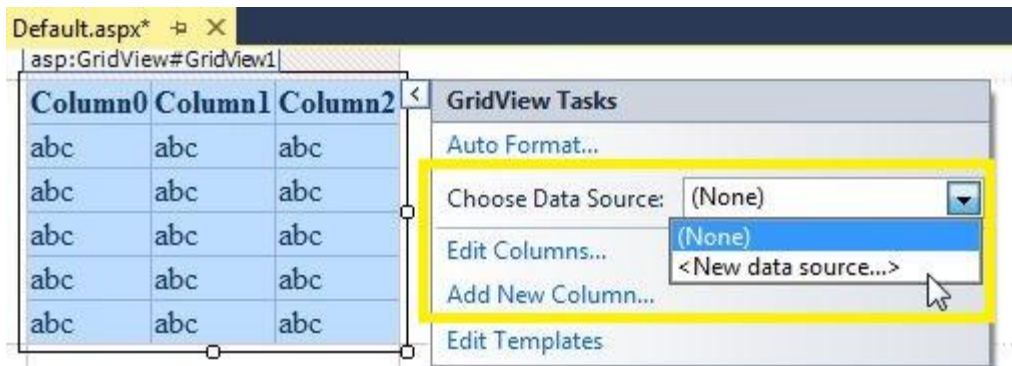
File Home Insert Page Layout Formulas Data Review View Team

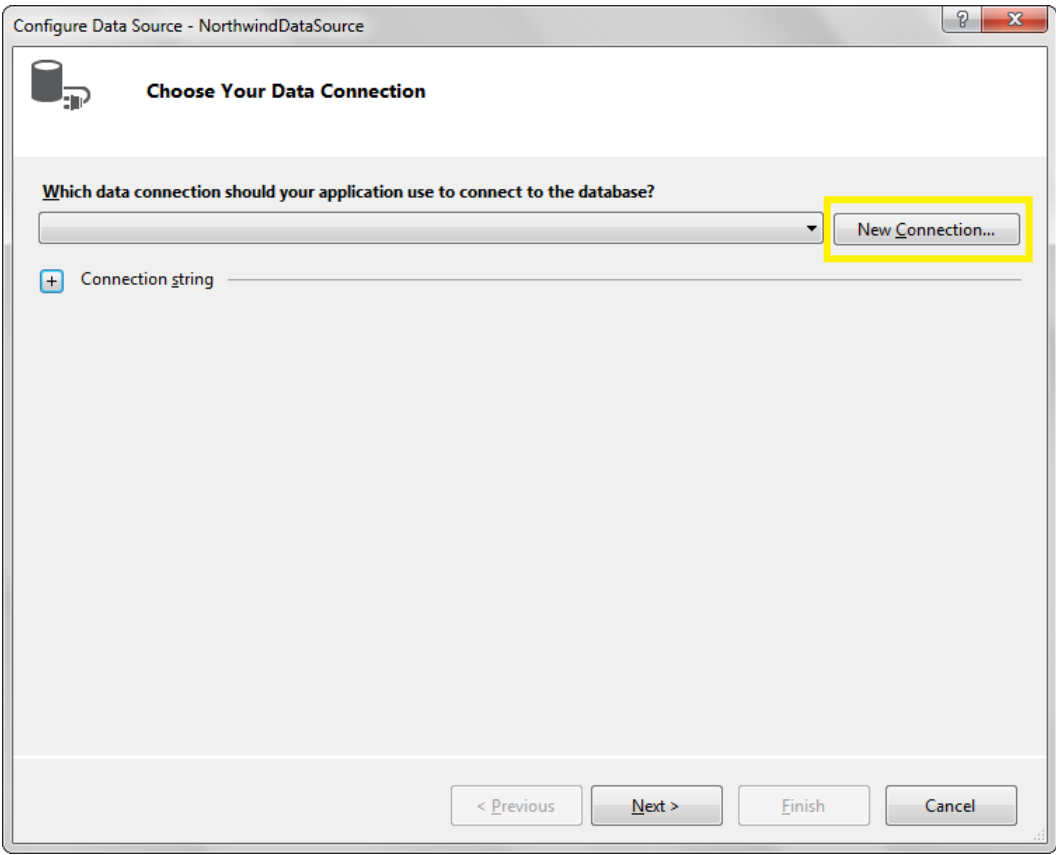
A1

	A	B	C	D	E	F
1	CustomerID	CompanyName	ContactName	ContactTitle	Address	City
2	ALFKI	Alfreds Futterkiste	Maria Anders	Sales Representative	Obere Str. 57	Berlin
3	ANATR	Ana Trujillo Emparedados y helados	Ana Trujillo	Owner	Avda. de la Constitución 2222	México D.F.
4	ANTON	Antonio Moreno Taquería	Antonio Moreno	Owner	Mataderos 2312	México D.F.
5	AROUT	Around the Horn	Thomas Hardy	Sales Representative	120 Hanover Sq.	London
6	BERGS	Berglunds snabbköp	Christina Berglund	Order Administrator	Berguvsvägen 8	Luleå
7	BLAUS	Blauer See Delikatessen	Hanna Moos	Sales Representative	Forsterstr. 57	Mannheim
8	BLONP	Blondesddsl père et fils	Frédérique Citeaux	Marketing Manager	24, place Kléber	Strasbourg
9	BOUD	Bóldo Comidas preparadas	Martín Sommer	Owner	C/ Araquil, 67	Madrid
10	BONAP	Bon app'	Laurence Lebihan	Owner	12, rue des Bouchers	Marseille
11	BOTTM	Bottom-Dollar Markets	Elizabeth Lincoln	Accounting Manager	23 Tsawassen Blvd.	Tsawassen
12	BSBEV	B's Beverages	Victoria Ashworth	Sales Representative	Fauntleroy Circus	London
13	CACTU	Cactus Comidas para llevar	Patricio Simpson	Sales Agent	Cerrito 333	Buenos Aires
14	CENTC	Centro comercial Moctezuma	Francisco Chang	Marketing Manager	Sierras de Granada 9993	México D.F.
15	CHOPC	Chop-suey Chinese	Yang Wang	Owner	Hauptstr. 29	Bern
16	COMMI	Comércio Mineiro	Pedro Afonso	Sales Associate	Av. dos Lusíadas, 23	Sao Paulo
17	CONSH	Consolidated Holdings	Elizabeth Brown	Sales Representative	Berkeley Gardens 12 Brewery	London
18	DRACD	Drachenblut Delikatessen	Sven Ottlieb	Order Administrator	Walsertweg 21	Aachen
19	DUMON	Du monde entier	Janine Labrune	Owner	67, rue des Cinquante Otages	Nantes

Sheet1 Sheet2 Sheet3

Ready





Add Connection

Enter information to connect to the selected data source or click "Change" to choose a different data source and/or provider.

Data source:
Microsoft SQL Server (SqlClient) Change...

Server name:
LOCALHOST Refresh

Log on to the server

Use Windows Authentication
 Use SQL Server Authentication

User name:
Password:
 Save my password

Connect to a database

Select or enter a database name:
Northwind

Attach a database file:
 Browse...
Logical name:

Advanced...

Test Connection OK Cancel

Configure Data Source - NorthwindDataSource

Configure the Select Statement

How would you like to retrieve data from your database?

Specify a custom SQL statement or stored procedure

Specify columns from a table or view

Name:
Customers

Columns:

<input checked="" type="checkbox"/> *	<input type="checkbox"/> Country
<input type="checkbox"/> CustomerID	<input type="checkbox"/> Phone
<input type="checkbox"/> CompanyName	<input type="checkbox"/> Fax
<input type="checkbox"/> ContactName	
<input type="checkbox"/> ContactTitle	
<input type="checkbox"/> Address	
<input type="checkbox"/> City	
<input type="checkbox"/> Region	
<input type="checkbox"/> PostalCode	

Return only unique rows

WHERE...

ORDER BY...

Advanced...

SELECT statement:
SELECT * FROM [Customers]

< Previous Next > Finish Cancel

Text Import Wizard - Step 1 of 3

The Text Wizard has determined that your data is Delimited.
If this is correct, choose Next, or choose the data type that best describes your data.

Original data type

Choose the file type that best describes your data:

Delimited - Characters such as commas or tabs separate each field.

Fixed width - Fields are aligned in columns with spaces between each field.

Start import at row: 1 File origin: 65001 : Unicode (UTF-8)

Preview of file C:\Users\Fujitsu\Downloads\export (17).csv.

	CustomerID	CompanyName	ContactName	ContactTitle	Address	City
1	"CustomerID"	"CompanyName"	"ContactName"	"ContactTitle"	"Address"	"City"
2	"ALFKI"	"Alfreds Futterkiste"	"Maria Anders"	"Sales Representative"	"Obere Str. 57"	"Berlin"
3	"ANATR"	"Ana Trujillo Emparedados y helados"	"Ana Trujillo"	"Owner"	"Avda. de la Libertad 55"	"Mérida"
4	"ANTON"	"Antonio Moreno Taquería"	"Antonio Moreno"	"Owner"	"Mataderos 231B"	"Mérida"
5	"AROUT"	"Around the Horn"	"Thomas Hardy"	"Sales Representative"	"120 Handelsgasse"	"Hamburg"

Buttons: Cancel, < Back, Next >, Finish

Text Import Wizard - Step 2 of 3

This screen lets you set the delimiters your data contains. You can see how your text is affected in the preview below.

Delimiters

- Tab
- Semicolon
- Comma
- Space
- Other:

Treat consecutive delimiters as one

Text qualifier: "

Data preview

CustomerID	CompanyName	ContactName	ContactTitle
ALFKI	Alfreds Futterkiste	Maria Anders	Sales Represent
ANATR	Ana Trujillo Emparedados y helados	Ana Trujillo	Owner
ANTON	Antonio Moreno Taquería	Antonio Moreno	Owner
AROUT	Around the Horn	Thomas Hardy	Sales Represent

Buttons: Cancel, < Back, Next >, Finish