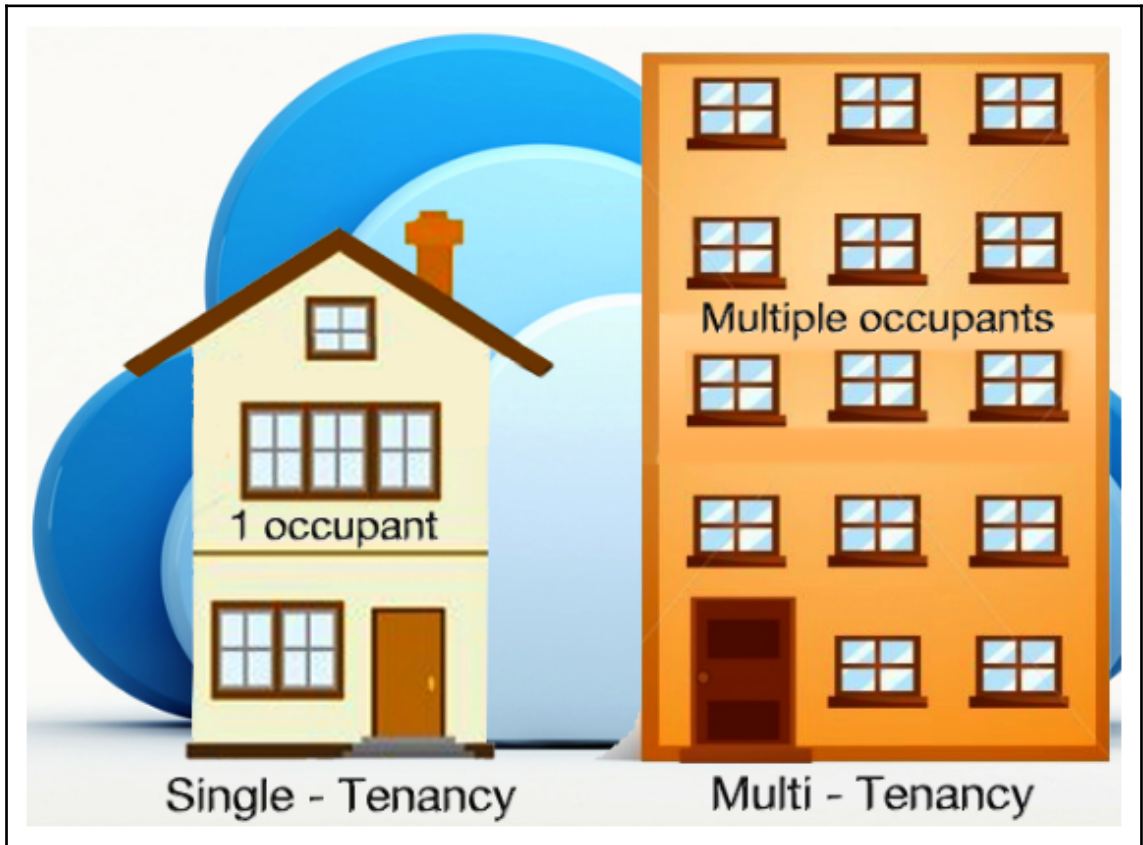
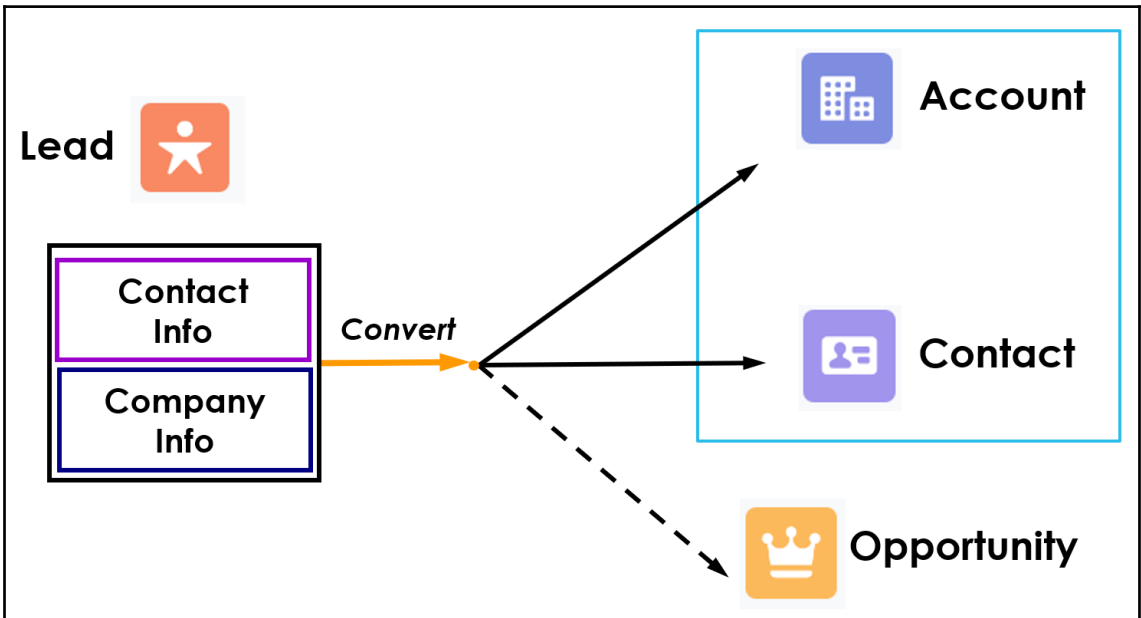
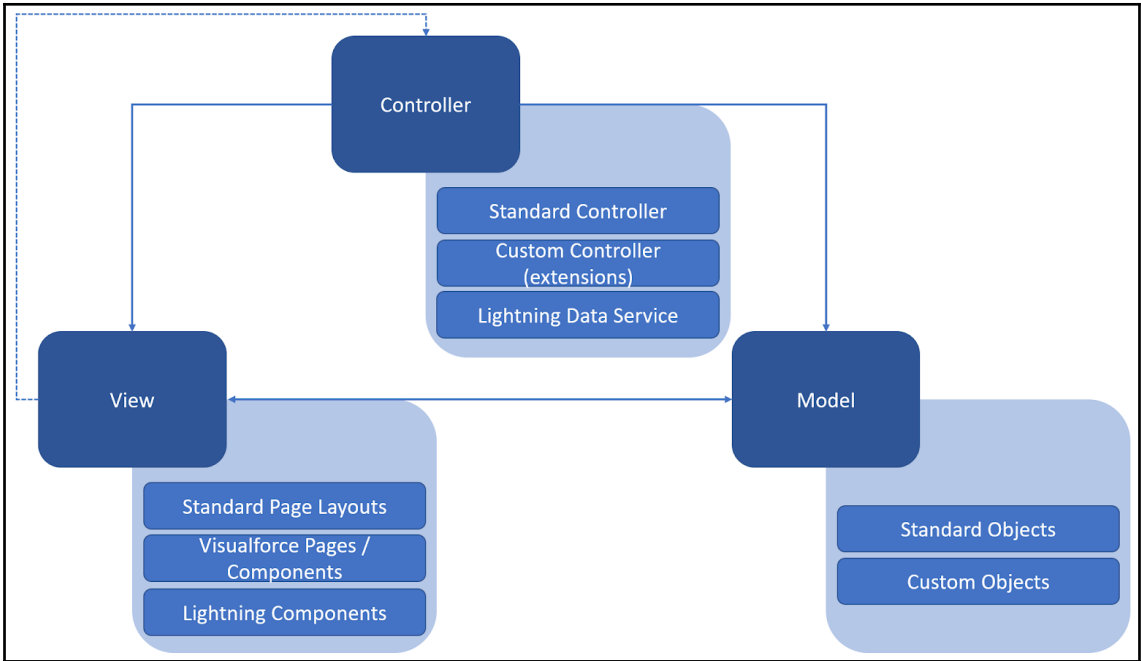


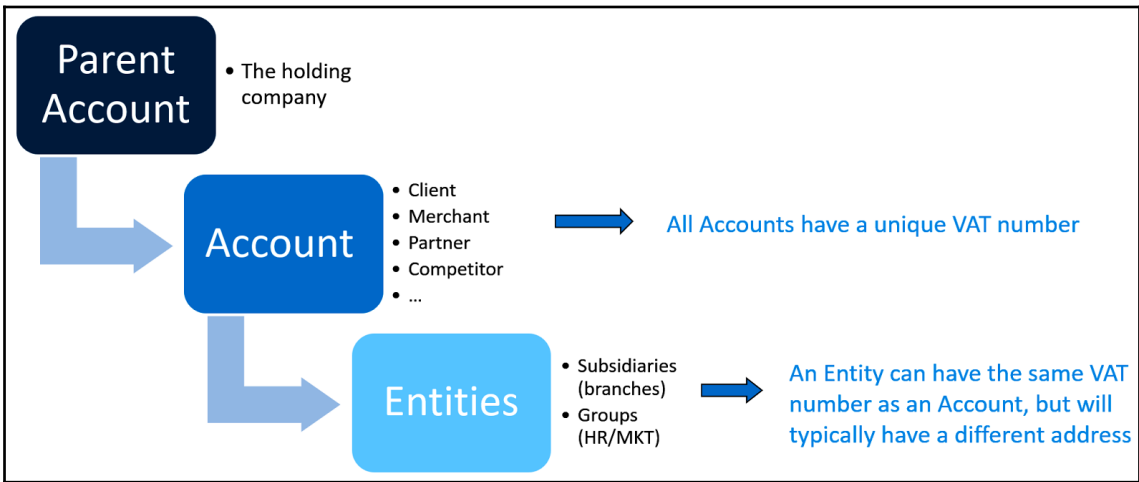
Chapter 1: Salesforce Fundamentals





ACCOUNT > DOUBLETREE (FRANCE)
Account Hierarchy

ACCOUNT NAME	ANNUAL REVENUE	BIRTHDATE	FIRST NAME
▼ Hilton Inc	\$125,876,987		
> Canopy	\$1,456,543		
> Conrad	\$4,765,789		
> Curio	\$4,766,123		
▼ DoubleTree	\$5,672,341		
> DoubleTree (Canada)	\$987,654		
> CURRENT DoubleTree (France)	\$109,876		
> DoubleTree (Germany)	\$564,123		
> DoubleTree (Italy)	\$1,765,432		



Setup Home Object Manager

Search Setup

account

- Feature Settings
 - Marketing
 - LinkedIn Lead Gen
 - LinkedIn Accounts
 - Sales
 - Account Settings
 - Account Teams
 - Social Accounts and Conta...

Didn't find what you're looking for? Try using Global Search.

SETUP Account Settings

General Settings

Show View Hierarchy link on account pages

Enable News * [i](#)

Enable Automated Account Fields * [i](#)

Enable Account Logos * [i](#)

* Some of your organization's data may be saved and/or processed by third-party services and other Salesforce technologies that may offer different privacy and security protections. When data (such as the name or website of an account that's being queried) is shared or transferred, we make efforts to exclude your name and your organization's name.

Contacts to Multiple Accounts Settings

Allow users to relate a contact to multiple accounts [i](#)

Important: Before enabling Contacts to Multiple Accounts, verify that mass transfer and reassign operations aren't running.

Person Accounts

Allow Customer Support to enable Person Accounts [i](#)

Save Cancel

	A	B	C
1	Account Name	Phone	Website
2	salesforce.com	(366) 145-7854	salesforce.com
3	Acme	(336) 256-7854	acme.com
4	Burlington Textiles Corp of Americ	(336) 222-7000	www.burlington.co
5	Global Media	(336) 500-8945	www.global.media
6			
7			
8			

Accounts Contact Quotes

Sales Home Accounts Contacts Leads Opportunities Tasks

ACCOUNT Burlington Textiles Corp of America

Type: Customer - Direct Phone: (336) 222-7000 Website: www.burlington.com Account Owner: Vanacken Jas...


RELATED DETAILS

Account Owner: Vanacken Jasmijn Rating: Warm

Account Name: Burlington Textiles Corp of America Phone: (336) 222-7000

Parent Account: Fax: (336) 222-8000


Account Number: CD656092 Website: www.burlington.com



SETUP
Workflow Rules

Workflow Rule

Set Approval Status 'Required' on Create

[Help for this Page](#) 

Workflow Rule Detail [Edit](#) [Clone](#) [Deactivate](#)


Rule Name	Set Approval Status 'Required' on Create	Object	Quote
Active	✓	Evaluation Criteria	Evaluate the rule when a record is created ted
Description			
Rule Criteria	OR(Total_Discount_Exceeded__c = true, Discount_Approval_Needed__c =true, NOT(ISBLANK(zqu_Terms__c)))		
Created By	Jan Vandeveldt, 29/06/2018 16:47	Modified By	Anne-Sophie Despriet, 04/07/2018 16:11 11

Workflow Actions [Edit](#)

Immediate Workflow Actions

Type	Description
Field Update	Set Approval Status 'Required'

Time-Dependent Workflow Actions [See an example](#)

 You cannot add new time triggers to an active rule. Deactivate This Rule

[Edit](#)


Quote: Deviating Prices

[← Back to Approval Process List](#)


Process Definition Detail

[Edit](#) [Clone](#) [Deactivate](#) [View Diagram](#)


Process Name	Deviating Prices	Active	✓
Unique Name	Deviating_Prices	Next Automated Approver Determined By	
Description			
Entry Criteria			
Record Editability	Administrator OR Current Approver	Allow Submitters to Recall Approval Requests	✓
Approval Assignment Email Template	Quote Approval Request		
Initial Submitters	Opportunity Owner, Record Creator		
Created By	Jani Van Hecke, 24/08/2018 17:23	Modified By	Anne-Sophie Desoriet, 13/09/2018 9:46

Initial Submission Actions [Add Existing](#) [Add New](#)


Action	Type	Description
	Record Lock	Lock the record from being edited
Edit Remove	Field Update	Set Quote Status In Review
Edit Remove	Field Update	Set Approval Status Pending Approval

Approval Steps 


Action	Step Number	Name	Description	Criteria	Assigned Approver	Reject Behavior
Show Actions Edit	1	Pricing Manager	Quote: Approval Status EQUALS Approval Required,Pending Approval,Declined , else Approve		Unanimous approval required User: Jan Vandeveldre, Anne-Sophie Desoriet	Final Rejection

Final Approval Actions [Add Existing](#) [Add New](#)

Action	Type	Description
Edit	Record Lock	Unlock the record for editing
Edit Remove	Field Update	Set Deviating Surcharge FALSE 2
Edit Remove	Field Update	SetApprovalStatusApproved
Edit Remove	Field Update	SetQuoteStatusApproved

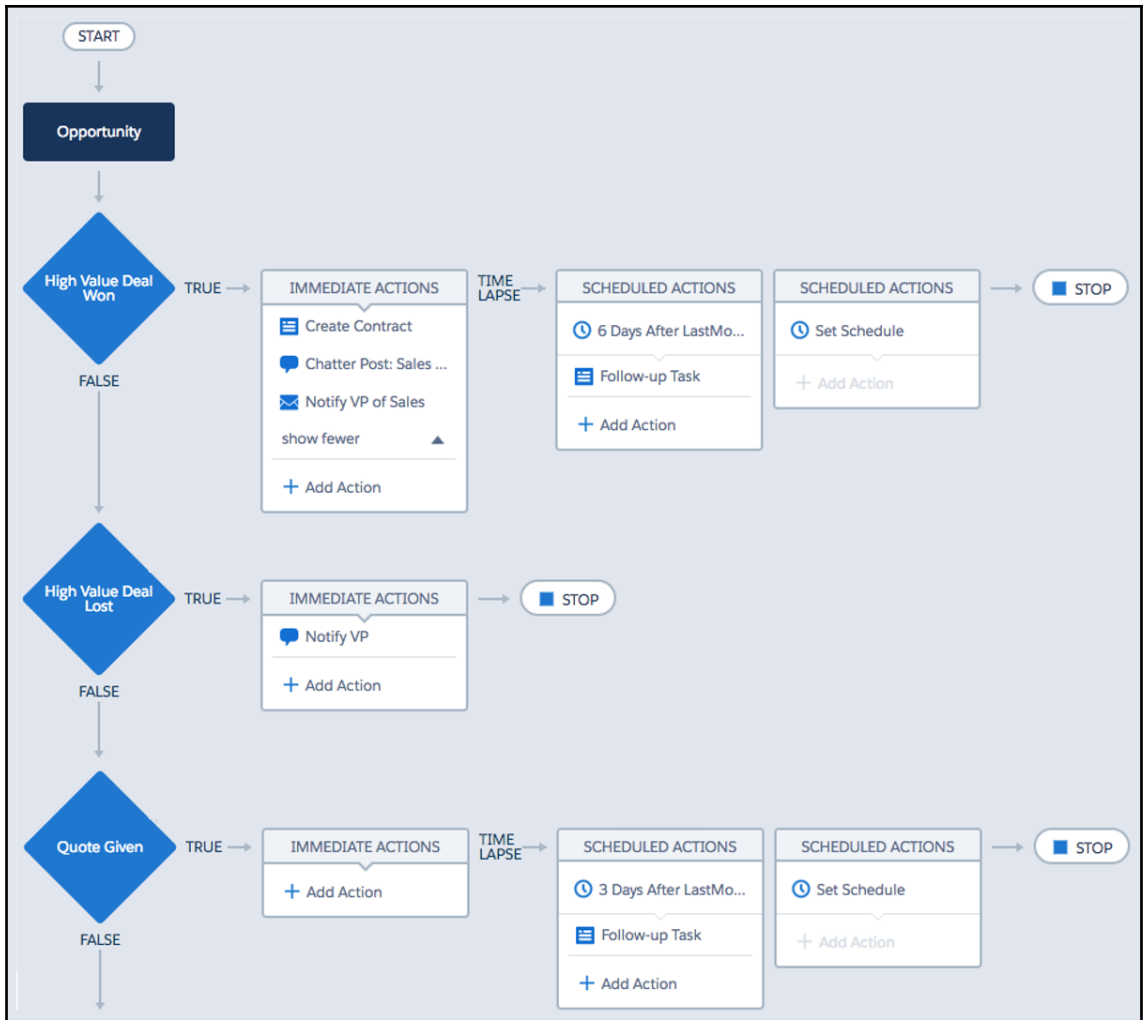
Final Rejection Actions [Add Existing](#) [Add New](#)

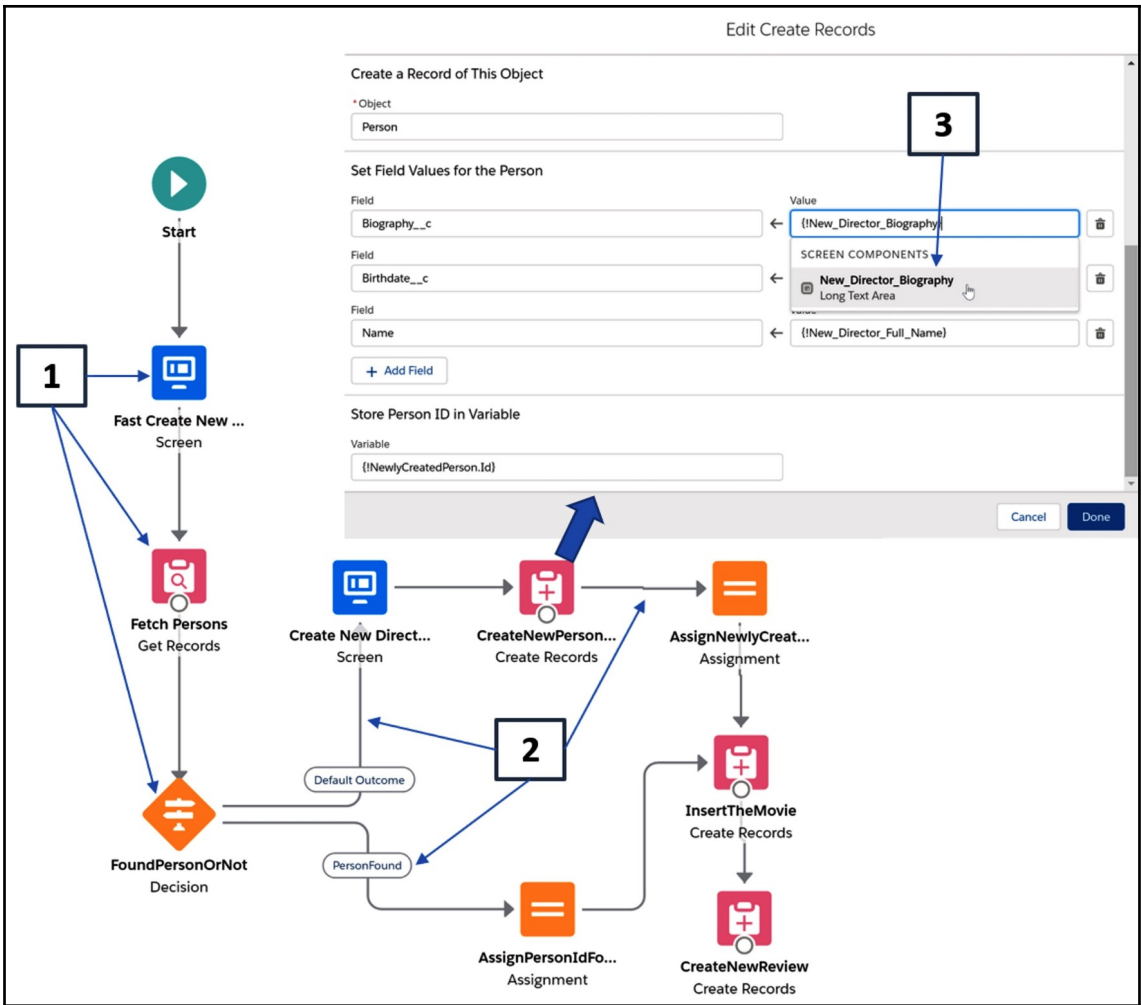
Action	Type	Description
Edit	Record Lock	Unlock the record for editing
Edit Remove	Field Update	setApprovalStatusDeclined
Edit Remove	Field Update	Set Deviating Surcharge FALSE 2
Edit Remove	Field Update	SetQuoteStatusRejected

Recall Actions [Add Existing](#) [Add New](#)

Action	Type	Description
	Record Lock	Unlock the record for editing

[^ Back To Top](#)Always show me fewer  /  more records per related list





	PROCESS BUILDER	CLOUD FLOW DESIGNER	WORKFLOW	APPROVALS
Complexity	Multiple if/then statements	Complex	A single if/then statement	A single if/then statement
Visual designer	✓	✓		
Browser support	All (Chrome recommended)	All (Safari not recommended)	All	All
Starts when	<ul style="list-style-type: none"> Record is changed Invoked by another process Platform event occurs 	<ul style="list-style-type: none"> User clicks button or link User accesses Lightning page, Community page, Visualforce page, or custom tab User accesses item in a utility bar Process starts Apex is called 	Record is Created or changed	<ul style="list-style-type: none"> User clicks button or link Process or flow starts that includes a Submit for Approval action Apex is called
Supports time-based actions	✓	✓	✓	
Supports user interaction		✓		
Supported Actions				
Call Apex code	✓	✓		
Create records	✓	✓	Tasks only	Tasks only
Invoke processes	✓			
Delete records		✓		
Launch a flow	✓	✓	✓ (Pilot) ¹	
Post to Chatter	✓	✓		
Send email	✓ (Email alerts only)	✓	✓ (Email alerts only)	✓ (Email alerts only)
Send outbound messages without code			✓	✓
Submit for approval	✓	✓		
Update fields	Any related record	Any record	The record or its parent	The record or its parent

¹The Process Builder has superseded flow trigger workflow actions, previously available in a pilot program. Orgs that are using flow trigger workflow actions can continue to create and edit them, but they aren't available for new orgs.

Chapter 2: Understanding Data Modeling and Management

App Details & Branding

Give your Lightning app a name and description. Upload an image and choose the highlight color for its navigation bar.


App Details

* App Name ⓘ

* Developer Name ⓘ

Description ⓘ

App Branding

Image ⓘ 

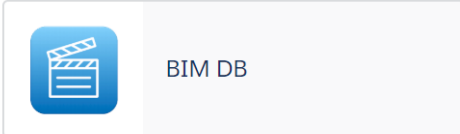
Primary Color Hex Value ⓘ

Clear

Org Theme Options

Use the app's image and color instead of the org's custom theme

App Launcher Preview



App Launcher

Search apps or items... Visit AppExchange

▼ All Apps

- Service**
Manage customer service with accounts, contacts, cases, and more
- BIM DB**
- Marketing**
Best-in-class on-demand marketing automation
- Community**
Salesforce CRM Communities
- Salesforce Chatter**
The Salesforce Chatter social network, including profiles and feeds
- Content**
Salesforce CRM Content
- Sales Console**
(Lightning Experience) Lets sales reps work with multiple rec...
- Service Console**
(Lightning Experience) Lets support agents work with multiple...
- Sales**
Manage your sales process with accounts, leads, opportunities, and more
- Lightning Usage App**
View Adoption and Usage Metrics for Lightning Experience
- Bolt Solutions**
Discover and manage business solutions designed for your industry.

BIM DB Home **Movies**

Search Movies and more...

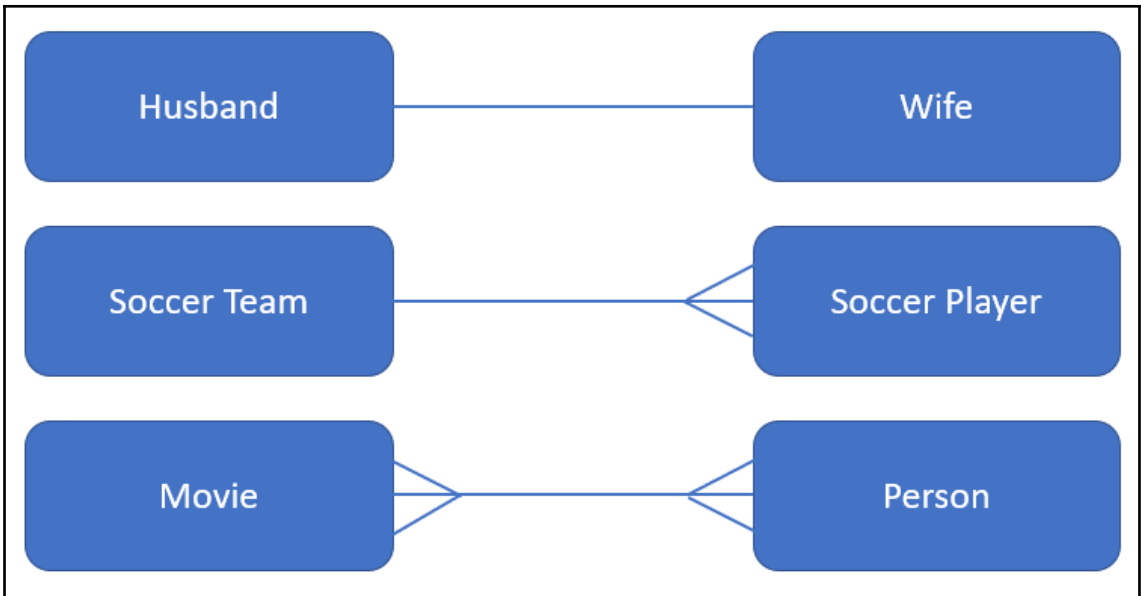
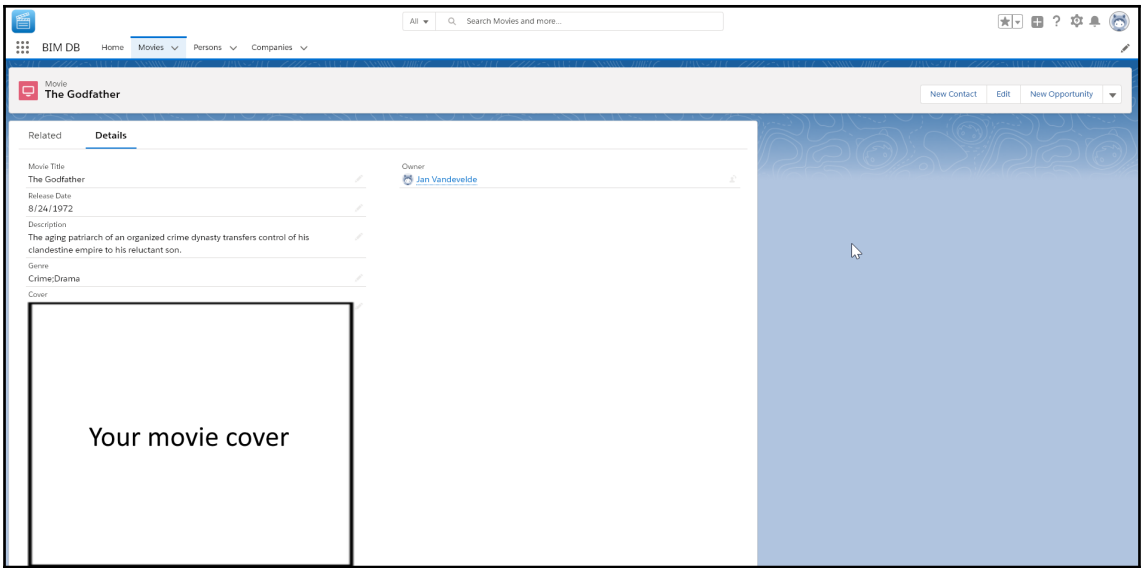
Movies **Recently Viewed** ▼ New Import Change Owner

0 items - Sorted by Movie Title - Filtered by all movies - Budget - Updated a few seconds ago

Search this list...

MOVIE TITLE ↓

Create	On Object	Label	Type	Length	Visible Lines	Profile Security	Layout	Specifics
Field	Movie c	Description	Text Area (Long)	32.768	10	Visible All Profiles	Movie Layout	
Field	Movie c	Genre	Picklist (Multi-Select)		5	Visible All Profiles	Movie Layout	Action, Adventure, Animation, Biography, Comedy, Crime, Documentary, Drama, Family, Fantasy, Film Noir, History, Horror, Music, Musical, Mystery, Romance, Sci-Fi, Short, Sport, Superhero, Thriller, War, Western
Field	Movie c	Cover	Text Area (Rich)	32.768	25	Visible All Profiles	Movie Layout	
Field	Movie c	Budget	Currency	18		Visible All Profiles	Movie Layout	0 decimals
Field	Movie c	Runtime	Number	18		Visible All Profiles	Movie Layout	0 decimals
Object		Person						Allow Reports, Allow Search, Launch Tab Wizard, Tab Icon "People"
Field	Person c	Biography	Text Area (Long)	32.768	5	Visible All Profiles	Person Layout	
Field	Person c	Birthdate	Date			Visible All Profiles	Person Layout	
Object		Review						Record Name change to "Review Nbr" with datatype 'Auto number', display format = R-{0000}, starting number = 1, Allow reports
Field	Review c	Description	Text Area (Long)	131.07	25	Visible All Profiles	Review Layout	
Field	Review c	Rating	Picklist			Visible All Profiles	Review Layout	1,2,3,4,5
Object		Company						Wizard, Tab icon "Building"
Field	Company c	Address	Text Area			Visible All Profiles	Company Layout	



New Cast

Information

* Role Name

Michael Corleone

* Movie

 The Godfather ×

* Person

Al Pacino 🔍

🔍 "Al Pacino" in Persons

 **Al Pacino** 👤

+ New Person

Cancel

Save & New

Save

Unable to Complete the Requested Change

Your changes could not be completed for the following reasons:

Reason	Section
This custom field is referenced elsewhere in salesforce.com.	Custom Formula Field
This custom field is referenced elsewhere in salesforce.com.	Field Set
This custom field is referenced elsewhere in salesforce.com.	Apex Trigger
Can't delete this Custom Field Definition because it's referenced by Yet_Another_Field_Process version 1. Remove the reference from the process.	Open the process in the Process Builder
This custom field is referenced elsewhere in salesforce.com.	Validation Rule
This custom field is referenced elsewhere in salesforce.com.	Field Update
This custom field is referenced elsewhere in salesforce.com.	Workflow Rules
This custom field is referenced elsewhere in salesforce.com.	Field Updates

The screenshot shows the Salesforce Schema Builder interface. On the left, there is a sidebar with a list of objects under 'Elements' and 'Objects'. The 'Objects' section is expanded, showing a list of objects including Campaign Member, Case, Cast, Company, Contact, Content Version, Contract, D&B Company, Duplicate Record Item, Duplicate Record Set, Email Message, Event, Idea, Lead, Macro, Movie, Opportunity, Opportunity Product, Order, Order Product, Person, Price Book, Price Book Entry, Product, Quick Text, RecordAction, Review, and Solution. The 'Review' object is selected.

The main workspace displays four object diagrams: Movie, Cast, Person, and Review. Each object is represented by a box containing its fields and their data types. Relationships are shown between objects:

- Movie** (Fields: Budget (Currency), Cover (Rich Text Area), Created By (Lookup), Description (Long Text Area), Genre (Picklist), Last Modified By (Lookup), Movie Title (Text), Owner (Lookup), Release Date (Date), Runtime (Number)).
- Cast** (Fields: Created By (Lookup), Last Modified By (Lookup), Movie (Master-Detail), Person (Master-Detail), Role Name (Text)).
- Person** (Fields: Biography (Long Text Area), Birthdate (Date), Created By (Lookup), Last Modified By (Lookup), Owner (Lookup), Person Name (Text)).
- Review** (Fields: Created By (Lookup), Description (Long Text Area), Last Modified By (Lookup), Owner (Lookup), Rating (Picklist), Review Nbr (Auto Number)).

Relationships are indicated by red lines with arrows:

- A red line connects the 'Created By' field of the Review object to the 'Created By' field of the Cast object.
- A red line connects the 'Last Modified By' field of the Review object to the 'Last Modified By' field of the Cast object.
- A red line connects the 'Owner' field of the Review object to the 'Owner' field of the Person object.
- A red line connects the 'Movie' field of the Cast object to the 'Movie' field of the Person object.
- A red line connects the 'Person' field of the Cast object to the 'Person' field of the Person object.

A legend on the right side of the workspace defines the relationship types:

- Blue line with arrow: Lookup Relationship
- Red line with arrow: Master-Detail Relationship
- Red line with vertical bar: Required Field

Elements **Objects**

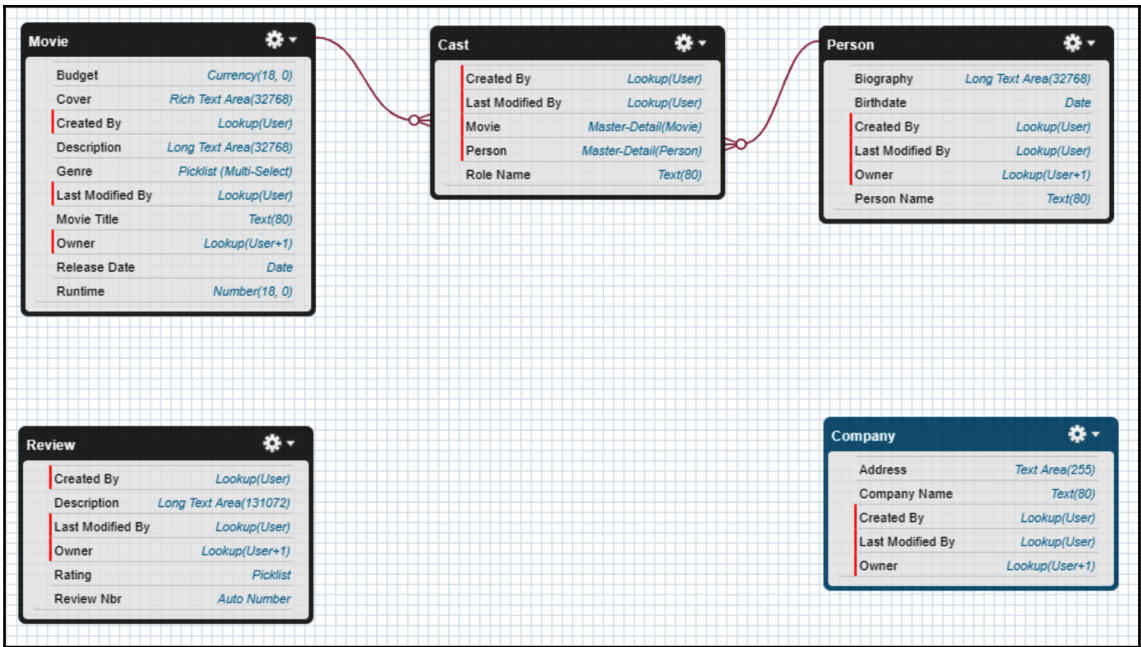
Drag and drop new custom objects and fields into the schema.

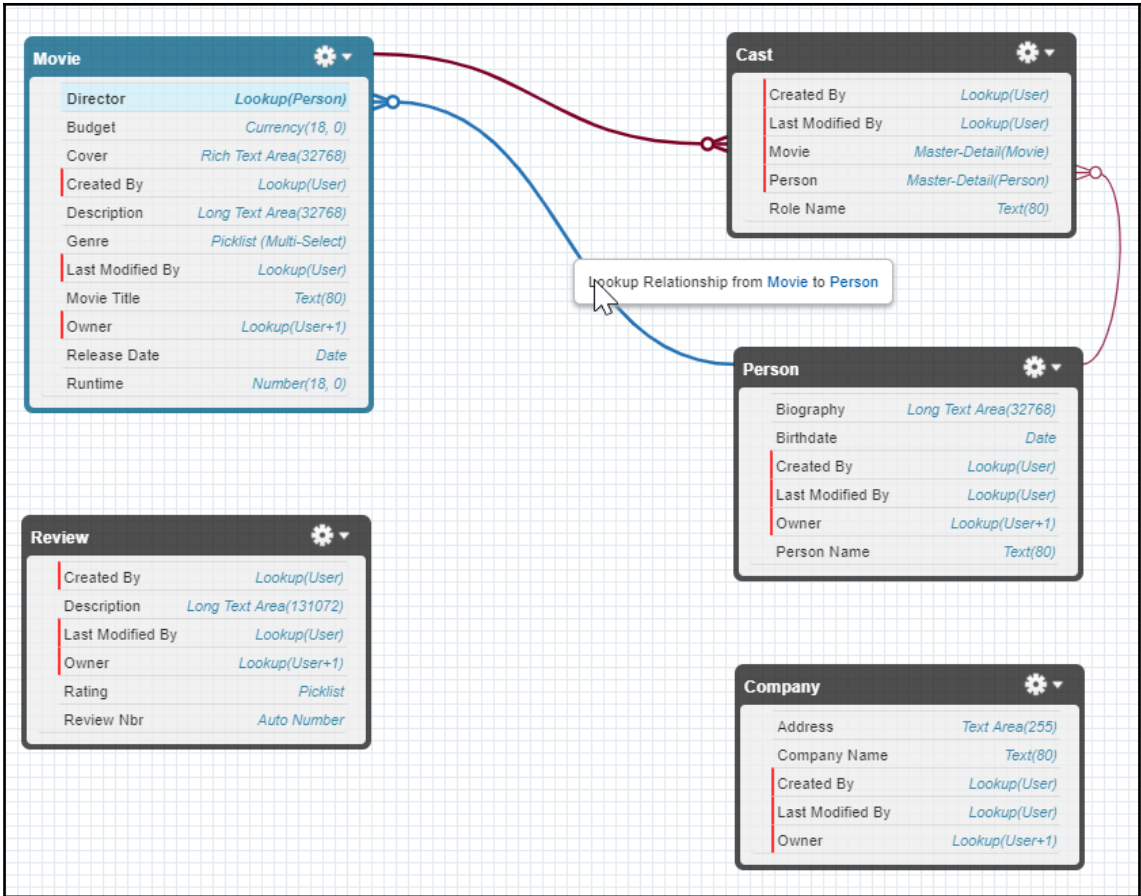
OBJECT

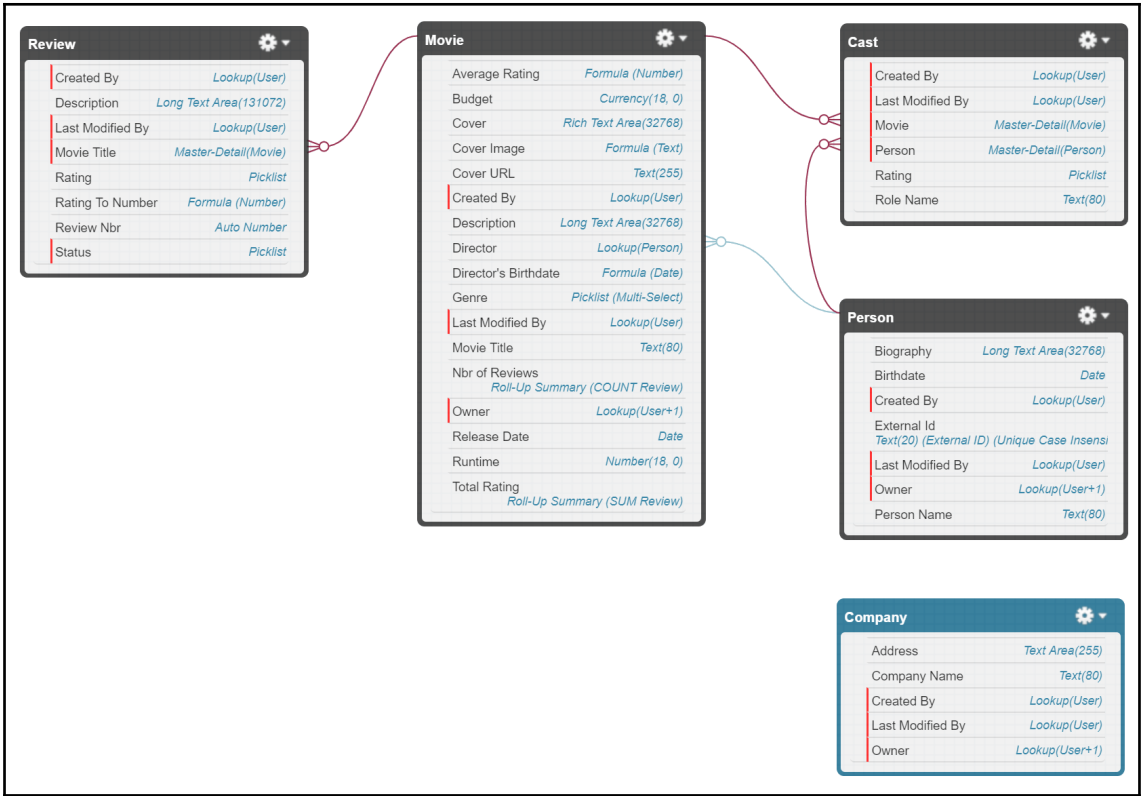
- Object

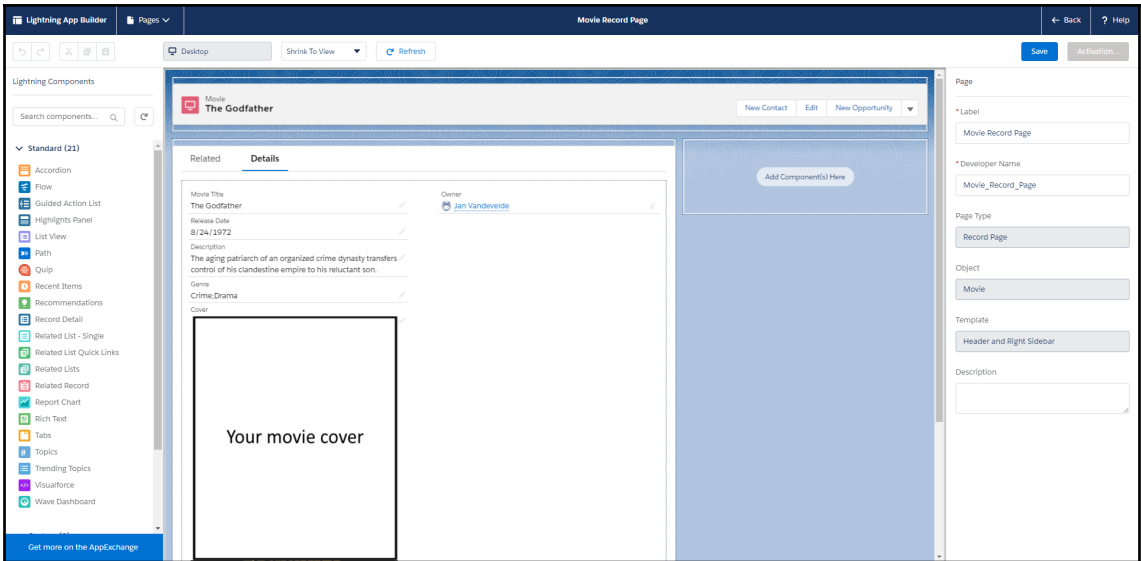
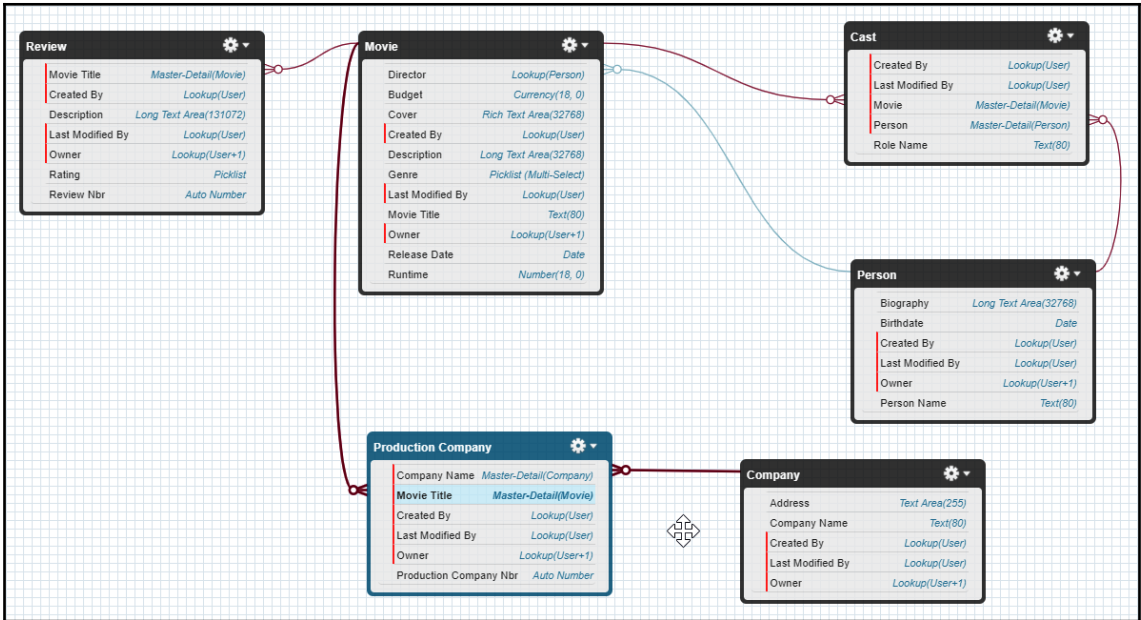
FIELDS

- Auto Number
- Formula
- Roll-Up Summary
- Lookup
- Hierarchy
- Master-Detail
- Checkbox
- Currency
- Date
- Date/Time
- Time
- Email
- Number
- Percent
- Phone
- Picklist
- Picklist (Multi-Select)
- Text
- Text (Encrypted)
- Text Area
- Long Text Area
- Rich Text Area
- URL









Movie
The Godfather

New Contact Edit New Opportunity

Related Details

Movie Title: The Godfather ✓
 Release Date: 8/24/1972 ✓
 Description: The aging patriarch of an organized crime dynasty transfers control of his clandestine empire to his reluctant son. ✓
 Genre: Crime;Drama ✓
 Owner: Jan Vandeveldt ✓

Your movie cover

Budget: 65,000,000 ✓
 Runtime: 175 ✓

Created By: Jan Vandeveldt, 11/11/2018 9:41 AM
 Last Modified By: Jan Vandeveldt, 11/11/2018 9:41 AM

Record Detail

Record Detail content comes from page layouts.

See How It Works

Set fields in Page Layouts

Assign Page Layouts

Movie Layout (previewed)
 View all layouts

Set Component Visibility

Filters

+ Add Filter

Setup Home Object Manager

SETUP > OBJECT MANAGER
 Movie

Details

Fields & Relationships

Page Layouts

Lightning Record Pages

Buttons, Links, and Actions

Compact Layouts

Field Sets

Object Limits

Record Types

Related Lookup Filters

Save Quick Save Preview As... Cancel Undo Redo Layout Properties

Quick Find Field Name

Fields	Cover	Description	Last Modified By	Release Date
Section	Cover Image	Director	Movie Title	Runtime
Blank Space	Cover URL	Director's Birthdate	Mbr of Reviews	Total Rating
Average Rating	Created By	Genre	Label: Director	
Budget			Name: Director	
			Type: Lookup	

Movie Detail

Standard Buttons: Edit Delete Clone Change Owner Change Record Type Sharing

Information (Header visible on edit only)

Movie Title	Sample Text	Owner	Sample Text
Release Date	02/01/2019		
Description	Sample Text		
Genre	Sample Text		
Cover	Sample Text		
Runtime	30,274		

Save Quick Save Preview As... Cancel Undo Redo Layout Properties

Fields

- Buttons
- Quick Actions
- Mobile & Lightning Actions
- Expanded Lookups
- Related Lists
- Report Charts

Quick Find

Section	Cover	Description	Last Modified By	Release Date
Blank Space	Cover Image	Director	Movie Title	Runtime
Average Rating	Cover URL	Director's Birthdate	Nbr of Reviews	Total Rating
Budget	Created By	Genre	Owner	

Information (Header visible on edit only)

- Movie Title: Sample Text
- Release Date: 02/01/2019
- Genre: Sample Text
- Runtime: 30,274
- Description: Sample Text
- Cover: Sample Text

Director	Sample Text
Budget	€123.45

Related List Properties - Cast

Help ?

Columns

Select fields to display on the related list. You can also re-order the selected fields.

Available Fields

- Cast: Created By
- Cast: Created By Alias
- Cast: Created Date
- Cast: Last Modified By
- Cast: Last Modified By Alias
- Cast: Last Modified Date
- Cast: Record ID
- Person: Biography

Add

Remove

Selected Fields

- Cast: Role Name
- Person: Person Name

Up

Down

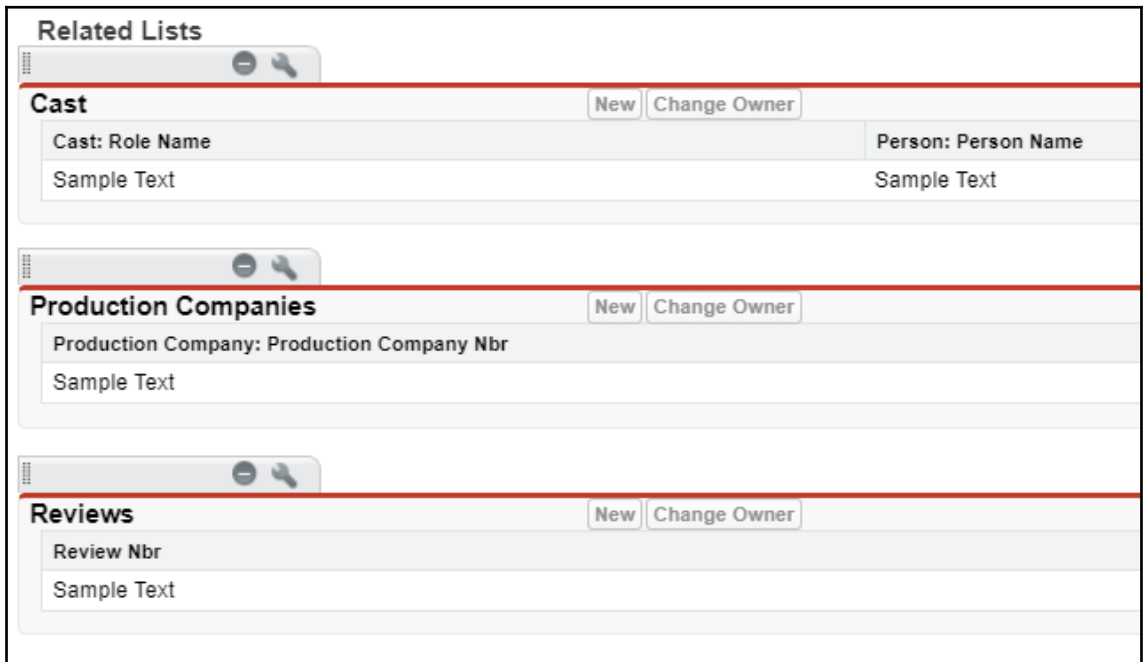
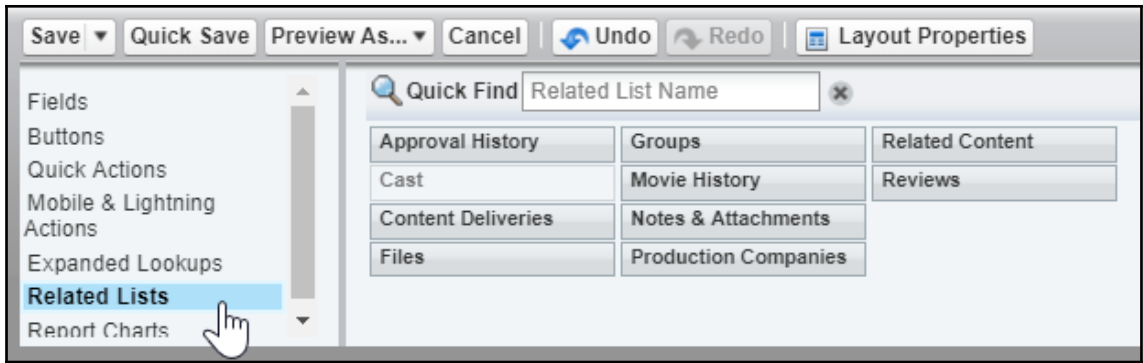
Sort By: --Default--

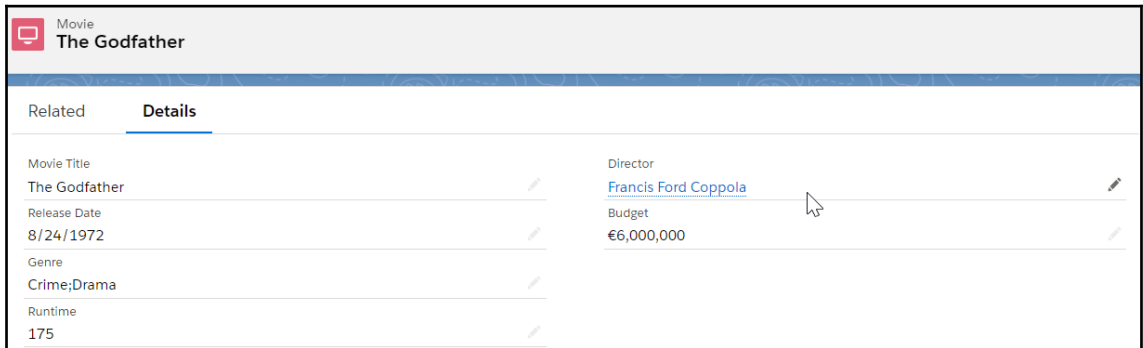
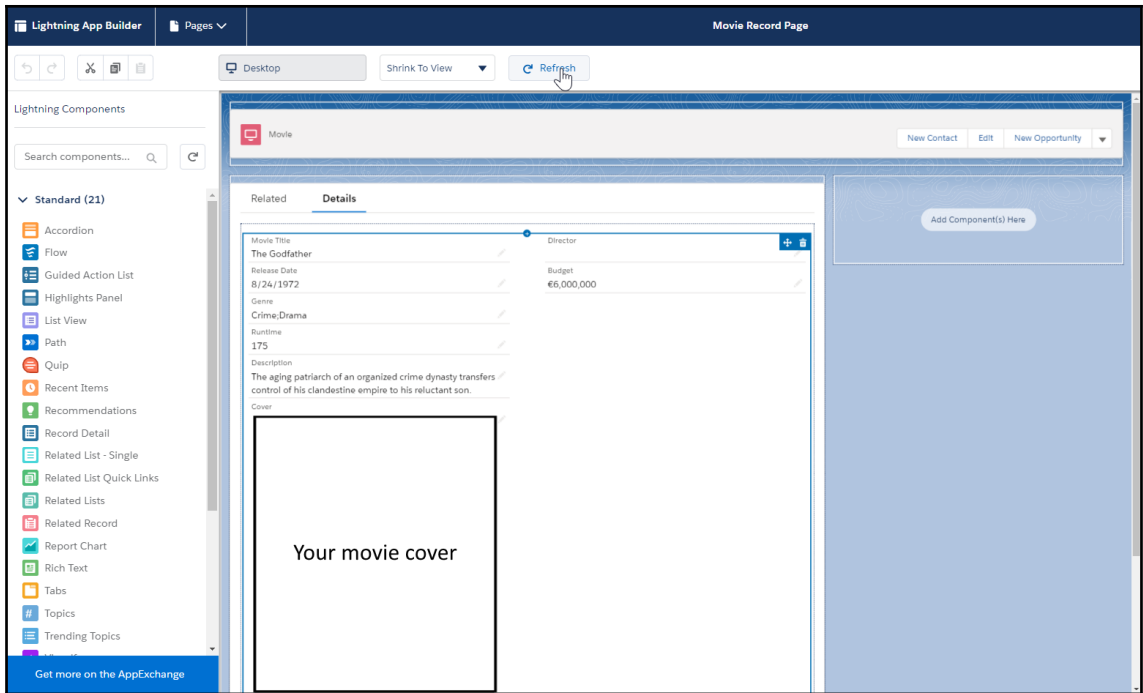
Ascending

Descending

Buttons

OK Cancel Revert to Defaults





BIM DB Home Movies **Persons** Companies

All Search Salesforce

Person
Francis Ford Coppola

Related Details

Cast (0) New

Movies (1) New

MOVIE TITLE	GENRE	RELEASE DATE	RUNTIME
The Godfather	Crime:Drama	8/24/1972	175

[View All](#)

Movie
The Godfather

Related Details

Cast (1) New

CAST: ROLE NAME	PERSON NAME
Michael Corleone	Al Pacino

[View All](#)

Production Companies (2) New

PRODUCTION COMPANY: PRODUCTION COMPA...	COMPANY NAME	ADDRESS
PC-0001	Paramount Pictures	5555 Melrose Ave, Los Angeles, CA 90038, USA
PC-0002	Alfran Productions	1125 Gayley Ave Los Angeles, CA 90024

[View All](#)

Reviews (0) New

Setup Home Object Manager

Getting closer ...

Choose data Edit mapping Start import

Import your Data into Salesforce

You can import up to 50,000 records at a time. [Help for this page](#)

What kind of data are you importing?

Standard objects	Custom objects
Cast	
Companies	
Movies	
Persons	
Production Companies	
Reviews	

What do you want to do?

Add new records ✓

Match by: --None--

Which User field in your file designates record owners? --None--

Which Person field in your file do you want to match against to set the Director lookup field? --None--

Trigger workflow rules and processes? Trigger workflow rules and processes for new and updated records

Update existing records >

Where is your data located?

Drag CSV file here to upload

CSV

Cancel Previous Next

Welcome to Data Loader 40.0.0

File Settings View Help

Please choose an action from the menu.

Movie Custom Field Help for this Page ?

Cover URL

[Back to Movie](#)

[Validation Rules \(0\)](#)

Custom Field Definition Detail
[Edit](#) [Set Field-Level Security](#) [View Field Accessibility](#)

Field Information

Field Label	Cover URL	Object Name	Movie
Field Name	Cover_Url	Data Type	Text
API Name	Cover_Url__c		
Description			
Help Text			
Created By	Jan Vandeveldde , 21/11/2018 09:40	Modified By	Jan Vandeveldde , 22/11/2018 08:29

General Options

Required	<input type="checkbox"/>
Unique	<input type="checkbox"/>
Case Sensitive	<input type="checkbox"/>
External ID	<input type="checkbox"/>
Default Value	

Text Options

Length	255
--------	-----

Movie Custom Field Help for this Page ?

Cover Image

[Back to Movie](#)

[Validation Rules \(0\)](#)

Custom Field Definition Detail
[Edit](#) [Set Field-Level Security](#) [View Field Accessibility](#)

Field Information

Field Label	Cover Image	Object Name	Movie
Field Name	Cover_Image		
API Name	Cover_Image__c		
Description			
Help Text			
Created By	Jan Vandeveldde , 11/21/2018 9:43 AM	Modified By	Jan Vandeveldde , 11/22/2018 8:28 AM

Formula Options

Data Type	Formula
-----------	---------

IMAGE(Cover_Url__c, "Cover", 150, 100)



Movie
The Godfather

Related

Details

Movie Title

The Godfather

Director

[Francis Ford Coppola](#)

Release Date

8/24/1972

Budget

€6,000,000

Genre

Crime;Drama

Runtime

175

Description

The aging patriarch of an organized crime dynasty transfers control of his clandestine empire to his reluctant son.

Cover URL

Cover Image

Cover

Created By

[Jan Vandevelde](#), 11/11/2018 9:41 AM

Last Modified By

[Jan Vandevelde](#), 11/22/2018 8:48 AM

Locale Settings

Time Zone | (GMT+02:00) Central European Summer Time (Europe/Paris) ▼

Locale | English (United Kingdom) ▼

Language | English ▼

Setup Home Object Manager

Getting closer

Choose data Edit mapping Start import

Import your Data into Salesforce

You can import up to 50,000 records at a time. [Help for this page](#)

What kind of data are you importing?

Standard objects Custom objects

- Cast
- Companies
- Movies
- Persons
- Production Companies
- Reviews

What do you want to do?

Add new records

Match by: --None--

Which User field in your file designates record owners? --None--

Trigger workflow rules and processes? Trigger workflow rules and processes for new and updated records

Update existing records

Add new and update existing records

Where is your data located?

Drag CSV file here to upload

CSV

File Bestand kiezen Person.csv

Character Code ISO-8859-1 (General US & Western European, ISO-LATIN-1)

Values Separated By Comma

Cancel Previous Next

Setup Home Object Manager

Almost done

Choose data Edit mapping Start import

Edit Field Mapping: Persons

Your file has been auto-mapped to existing Salesforce fields, but you can edit the mappings if you wish. Unmapped fields will not be imported. [Help for this page](#)

Edit	Mapped Salesforce Object	CSV Header	Example	Example	Example
Change	Person Name	NAME	Al Pacino	Marlon Brando	James Caan
Map	Unmapped	BIOGRAPHY__C	One of the greatest	Marlon Brando is w	A masculine and enigmatic actor whose life and movie career have had more ups ar
Map	Unmapped	BIRTHDATE__C	Alfredo James Pac	03/04/1924	26/03/1940

Though Coppola won out through slick persuasion, Pacino was in constant fear of be
 Pacino took on another vicious gangster role and cemented his legendary status in t
 Returning to the Corleones, Pacino made The Godfather: Part III (1990) and earned
 In the 2000s, Pacino starred in a number of theatrical blockbusters, including Ocean
 In his personal life, Pacino is one of Hollywood's most enduring and notorious bache
 With his intense and gritty performances, Pacino was an original in the acting profes
 Pacino has never abandoned his love for the theater, and Shakespeare in particular,

25/04/1940

Cancel Previous Next

Setup Home Object Manager

Search Setup

Almost done

Choose data Edit mapping Start import

Edit Field Mapping: Persons

Your file has been auto-mapped to existing Salesforce fields, but you can edit the mappings if you wish. Unmapped fields will not be imported. [Help for this page](#)

Edit	Mapped Salesforce Object	CSV Header	Example	Example	Example
Change	Person Name	NAME	Al Pacino	Marlon Brando	James Caan
Change	Biography	BIOGRAPHY__C	One of the greatest Alfredo James Pac After appearing in	Marlon Brando is w	A masculine and enigmatic actor whose life and movie career have had more ups ar
Change	Birthdate	BIRTHDATE__C		03/04/1924	26/03/1940

Though Coppola won out through slick persuasion, Pacino was in constant fear of b
Pacino took on another vicious gangster role and cemented his legendary status in t
Returning to the Corleones, Pacino made The Godfather: Part III (1990) and earned
In the 2000s, Pacino starred in a number of theatrical blockbusters, including Ocean
In his personal life, Pacino is one of Hollywood's most enduring and notorious bache
With his intense and gritty performances, Pacino was an original in the acting profes
Pacino has never abandoned his love for the theater, and Shakespeare in particular,
25/04/1940

Cancel Previous Next

Setup Home Object Manager

Search Setup

Great job

Choose data Edit mapping Start import

Review & Start Import

Review your import information and click Start Import. [Help for this page](#)

Your selections:

- Persons ✓
- Add new records ✓
- Person.csv ✓

Your import will include:

Mapped fields: 3

Your import will not include:

Unmapped fields: 0

Cancel Previous Start Import

Bulk Data Load Job
75011000000WFf

[Help for this Page](#)

View the details of a bulk data load job.

[Back to List: Bulk Data Load Jobs](#)

Bulk Data Load Job Detail		Job ID		Job Type		Bulk V1		Status		Closed	
Submitted By	Jan_Vandevosse	Operation	Insert	Total Processing Time (ms)					94		
Start Time	22/11/2018 10:02 CET	Queued Batches	0	API Active Processing Time (ms)					59		
End Time	22/11/2018 10:02 CET	In Progress Batches	0	Apex Processing Time (ms)					0		
Time to Complete (hh:mm:ss)	00:00	Completed Batches	1	Failed Batches							
Object	Person	Failed Batches	0	Progress					100%		
External ID Field		Records Processed	22	Records Failed					0		
Content Type	CSV	Retries	0								
Concurrency Mode	Parallel										
API Version	44.0										

Batches												
View Request	View Result	Batch ID	Start Time	End Time	Total Processing Time (ms)	API Active Processing Time (ms)	Apex Processing Time (ms)	Records Processed	Records Failed	Retry Count	State Message	Status
View Request	View Result	7511000000X1WA	22/11/2018 10:02	22/11/2018 10:02	94	59	0	22	0	0		Completed

 BIM DB Home Movies ▾ **Persons** ▾ Companies ▾

 Persons
All ▾

22 items • Sorted by Person Name • Filtered by all persons • Updated a few seconds ago

	<input type="checkbox"/>	PERSON NAME ↑
1	<input type="checkbox"/>	Al Pacino
2	<input type="checkbox"/>	Ben Kingsley
3	<input type="checkbox"/>	Bob Gunton
4	<input type="checkbox"/>	Christian Bale
5	<input type="checkbox"/>	Christopher Nolan
6	<input type="checkbox"/>	Diane Keaton
7	<input type="checkbox"/>	Francis Ford Coppola
8	<input type="checkbox"/>	Frank Darabont
9	<input type="checkbox"/>	Gary Oldman
10	<input type="checkbox"/>	Heath Ledger
11	<input type="checkbox"/>	James Caan
12	<input type="checkbox"/>	Katie Holmes
13	<input type="checkbox"/>	Liam Neeson
14	<input type="checkbox"/>	Maggie Gyllenhaal
15	<input type="checkbox"/>	Marlon Brando
16	<input type="checkbox"/>	Michael Caine
17	<input type="checkbox"/>	Morgan Freeman
18	<input type="checkbox"/>	Quentin Tarantino
19	<input type="checkbox"/>	Ralph Fiennes
20	<input type="checkbox"/>	Robert Duvall
21	<input type="checkbox"/>	Steven Spielberg
22	<input type="checkbox"/>	Tim Robbins

Setup Home Object Manager Search Setup

data expo

Data

Data Export

Didn't find what you're looking for? Try using Global Search.

SETUP Data Export

<input type="checkbox"/> FlowInterview	<input type="checkbox"/> JigsawSavedSearch	<input type="checkbox"/> CleanFactFieldClaim
<input type="checkbox"/> DatacloudPurchaseUsage	<input type="checkbox"/> DatacloudOwnedEntity	<input type="checkbox"/> QuickText
<input type="checkbox"/> TransitionMessage	<input type="checkbox"/> UserAppInfo	<input type="checkbox"/> SocialPersona
<input type="checkbox"/> InboundSocialPost	<input type="checkbox"/> UserAppMenuCustomization	<input type="checkbox"/> UserProvisioningRequest
<input type="checkbox"/> UserProvisioningLog	<input type="checkbox"/> UserProvMockTarget	<input type="checkbox"/> UserProvAccount
<input type="checkbox"/> UserProvAccountStaging	<input type="checkbox"/> CanvasFeedItem	<input type="checkbox"/> TopicGroupActivity
<input type="checkbox"/> TopicUserActivity	<input type="checkbox"/> TrendingTopic	<input type="checkbox"/> Endorsement
<input type="checkbox"/> WorkCoaching	<input type="checkbox"/> Goal	<input type="checkbox"/> Metric
<input type="checkbox"/> GoalLink	<input type="checkbox"/> MetricDataLink	<input type="checkbox"/> WorkPerformanceCycle
<input type="checkbox"/> WorkFeedbackQuestionSet	<input type="checkbox"/> WorkFeedbackQuestion	<input type="checkbox"/> WorkFeedback
<input type="checkbox"/> WorkFeedbackRequest	<input type="checkbox"/> WorkFeedbackTemplate	<input type="checkbox"/> JobTracker
<input type="checkbox"/> InstalledMobileApp	<input type="checkbox"/> NotifDeliveryUserPref	<input type="checkbox"/> MatchingInformation
<input type="checkbox"/> TodayGoal	<input type="checkbox"/> AssistantRecommendation	<input type="checkbox"/> AssistantInteraction
<input type="checkbox"/> WaveTemplateValues	<input type="checkbox"/> WaveAnnotationTarget	<input type="checkbox"/> WaveAnnotation
<input type="checkbox"/> ExchangeUserMapping	<input type="checkbox"/> UserSetupAppInfo	<input type="checkbox"/> SetupAssistantProgress
<input type="checkbox"/> AssistantProgress	<input type="checkbox"/> SetupAssistantAnswer	<input type="checkbox"/> ManagedContentBlock
<input type="checkbox"/> ManagedContentBlockVersion	<input type="checkbox"/> InteractionCountReport	<input type="checkbox"/> TopicDataCategoryRule
<input type="checkbox"/> UserMetrics	<input type="checkbox"/> AssetRelationship	<input type="checkbox"/> CollaborationGroupRank
<input type="checkbox"/> ComponentResponseCache	<input type="checkbox"/> EngagementHistoryRollup	<input type="checkbox"/> ListEmail
<input type="checkbox"/> ListEmailRecipientSource	<input type="checkbox"/> ListEmailSentResult	<input type="checkbox"/> ScorecardMetric
<input type="checkbox"/> Scorecard	<input type="checkbox"/> WaveCompatibilityCheckItem	<input type="checkbox"/> FileInspectionResult
<input type="checkbox"/> CustomSettingNameIndex	<input type="checkbox"/> UserNavItem	<input type="checkbox"/> LinkedInLeadGen
<input type="checkbox"/> PersonalizedUnswdQuestion	<input type="checkbox"/> ScorecardAssociation	<input type="checkbox"/> RecordAction
<input type="checkbox"/> OrgDeleteRequest	<input type="checkbox"/> FlowRecordRelation	<input type="checkbox"/> FlowStageRelation
<input type="checkbox"/> SetupFlowProgress	<input type="checkbox"/> ActivityRecurrence2Exception	<input type="checkbox"/> WaveAutoInstallRequest
<input type="checkbox"/> PersonalizationResource	<input type="checkbox"/> ListEmailIndividualRecipient	<input type="checkbox"/> UserEmailPreferredPerson
<input type="checkbox"/> ContentFolderDistribution	<input type="checkbox"/> Movie__c	<input type="checkbox"/> Production_Company__c
<input checked="" type="checkbox"/> Person__c	<input type="checkbox"/> Review__c	<input checked="" type="checkbox"/> Company__c
<input type="checkbox"/> Cast__c		

Setup Home Object Manager Search Setup

data expo

Data

Data Export

Didn't find what you're looking for? Try using Global Search.

SETUP Data Export

Monthly Export Service

Data Export lets you prepare a copy of all your data in salesforce.com. From this page you can start the export process manually or schedule it to run automatically. When an export is ready for download you will receive an email containing a link that allows you to download the file(s). The export files are also available on this page for 48 hours, after which time they are deleted.

Next scheduled export: None

Export Now Schedule Export

Export Now

Your Organization Data Export has completed - 4C

Inbox x



support@emea.salesforce.com <support@emea.salesforce.com>

09:47 (0 minutes ago)



to me

The export of your organization's data has been completed. Please click on the following link within the next 48 hours to receive the export.

<https://devbook-dev-ed.my.salesforce.com/ui/setup/export/DataExportPage/d>

Thank you,
salesforce.com

Reply

Forward

File Explorer window showing the contents of a folder named WE_00D1t000000qyXXEAY_1. The folder contains two files: Company_c.csv (2 KB) and Person_c.csv (22 KB).

Id	OwnerId	IsDeleted	Name	CreatedDate	CreatedById	LastModifiedDate	LastModifiedById	SystemModstamp	Biography_c	Birthdate_c
00211000005d7h3AAQ	0511000000jDFWAAI		0 Al Pacino	22/11/2018 09:02	0511000000jDFWAAI	22/11/2018 09:02	0511000000jDFWAAI	22/11/2018 09:02	One of the greatest ac	25/04/1940 00:00
00211000005d7h3AAA	0511000000jDFWAAI		0 Marlon Brando	22/11/2018 09:02	0511000000jDFWAAI	22/11/2018 09:02	0511000000jDFWAAI	22/11/2018 09:02	Marlon Brando is wide	05/04/1924 00:00
00211000005d7h4AAA	0511000000jDFWAAI		0 James Caan	22/11/2018 09:02	0511000000jDFWAAI	22/11/2018 09:02	0511000000jDFWAAI	22/11/2018 09:02	A masculine and enigm	26/03/1940 00:00
00211000005d7h5AAA	0511000000jDFWAAI		0 Robert Duvall	22/11/2018 09:02	0511000000jDFWAAI	22/11/2018 09:02	0511000000jDFWAAI	22/11/2018 09:02	Veteran actor and dire	04/01/1931 00:00
00211000005d7h6AAA	0511000000jDFWAAI		0 Diane Keaton	22/11/2018 09:02	0511000000jDFWAAI	22/11/2018 09:02	0511000000jDFWAAI	22/11/2018 09:02	Diane Keaton was born	05/01/1946 00:00
00211000005d7h7AAA	0511000000jDFWAAI		0 Frank Darabont	22/11/2018 09:02	0511000000jDFWAAI	22/11/2018 09:02	0511000000jDFWAAI	22/11/2018 09:02	Three-time Oscar nom	28/01/1959 00:00
00211000005d7h8AAA	0511000000jDFWAAI		0 Tim Robbins	22/11/2018 09:02	0511000000jDFWAAI	22/11/2018 09:02	0511000000jDFWAAI	22/11/2018 09:02	Born in West Covina, C	16/10/1958 00:00
00211000005d7h9AAA	0511000000jDFWAAI		0 Morgan Freeman	22/11/2018 09:02	0511000000jDFWAAI	22/11/2018 09:02	0511000000jDFWAAI	22/11/2018 09:02	With an authoritative	01/06/1937 00:00
00211000005d7hAAQ	0511000000jDFWAAI		0 Bob Gunton	22/11/2018 09:02	0511000000jDFWAAI	22/11/2018 09:02	0511000000jDFWAAI	22/11/2018 09:02	Bob Gunton was born	15/11/1945 00:00
00211000005d7hBAQ	0511000000jDFWAAI		0 Christopher Nolan	22/11/2018 09:02	0511000000jDFWAAI	22/11/2018 09:02	0511000000jDFWAAI	22/11/2018 09:02	Best known for his ceri	30/07/1970 00:00
00211000005d7hCAQ	0511000000jDFWAAI		0 Christian Bale	22/11/2018 09:02	0511000000jDFWAAI	22/11/2018 09:02	0511000000jDFWAAI	22/11/2018 09:02	Christian Charles Philip	30/01/1974 00:00
00211000005d7hDAQ	0511000000jDFWAAI		0 Heath Ledger	22/11/2018 09:02	0511000000jDFWAAI	22/11/2018 09:02	0511000000jDFWAAI	22/11/2018 09:02	When hunky, twenty-y	04/04/1979 00:00
00211000005d7hEAAQ	0511000000jDFWAAI		0 Maggie Gyllenhaal	22/11/2018 09:02	0511000000jDFWAAI	22/11/2018 09:02	0511000000jDFWAAI	22/11/2018 09:02	Academy Award-nomi	16/11/1977 00:00
00211000005d7hFAAQ	0511000000jDFWAAI		0 Michael Caine	22/11/2018 09:02	0511000000jDFWAAI	22/11/2018 09:02	0511000000jDFWAAI	22/11/2018 09:02	Michael Caine was bor	13/03/1933 00:00
00211000005d7hGAQ	0511000000jDFWAAI		0 Liam Neeson	22/11/2018 09:02	0511000000jDFWAAI	22/11/2018 09:02	0511000000jDFWAAI	22/11/2018 09:02	Born two months pre	18/12/1978 00:00
00211000005d7hIAAQ	0511000000jDFWAAI		0 Gary Oldman	22/11/2018 09:02	0511000000jDFWAAI	22/11/2018 09:02	0511000000jDFWAAI	22/11/2018 09:02	Liam Neeson was born	07/06/1952 00:00
00211000005d7hJAAQ	0511000000jDFWAAI		0 Gary Oldman	22/11/2018 09:02	0511000000jDFWAAI	22/11/2018 09:02	0511000000jDFWAAI	22/11/2018 09:02	Gary Oldman is a talen	21/03/1958 00:00
00211000005d7hKAAQ	0511000000jDFWAAI		0 Francis Ford Coppola	22/11/2018 09:02	0511000000jDFWAAI	22/11/2018 09:02	0511000000jDFWAAI	22/11/2018 09:02	Francis Ford Coppola v	06/04/1939 00:00
00211000005d7hLAAQ	0511000000jDFWAAI		0 Steven Spielberg	22/11/2018 09:02	0511000000jDFWAAI	22/11/2018 09:02	0511000000jDFWAAI	22/11/2018 09:02	One of the most influe	18/12/1946 00:00
00211000005d7hMAAQ	0511000000jDFWAAI		0 Ben Kingsley	22/11/2018 09:02	0511000000jDFWAAI	22/11/2018 09:02	0511000000jDFWAAI	22/11/2018 09:02	Ben Kingsley was born	31/12/1943 00:00
00211000005d7hNAAQ	0511000000jDFWAAI		0 Ralph Fiennes	22/11/2018 09:02	0511000000jDFWAAI	22/11/2018 09:02	0511000000jDFWAAI	22/11/2018 09:02	Actor Ralph Nathaniel	22/12/1962 00:00
00211000005d7hOAAQ	0511000000jDFWAAI		0 Quentin Tarantino	22/11/2018 09:02	0511000000jDFWAAI	22/11/2018 09:02	0511000000jDFWAAI	22/11/2018 09:02	Quentin Jerome Taran	27/03/1963 00:00

A	B	C	D	E	F	G	H	I	J	K
Id	OwnerId	IsDeleted	Name	CreatedDate	CreatedById	LastModifiedDate	LastModifiedById	SystemModstmp	Biography_c	Birthdate__c
1	a0211000005d7h3AAA	0	Al Pacino	22/11/2018 09:02	0051000000jDfWAAI	22/11/2018 09:02	0051000000jDfWAAI	22/11/2018 09:02	One of the greatest ac	25/04/1940 00:00
2	a0211000005d7h3AAA	0	Marlon Brando	22/11/2018 09:02	0051000000jDfWAAI	22/11/2018 09:02	0051000000jDfWAAI	22/11/2018 09:02	Marlon Brando is wide	03/04/1924 00:00
3	a0211000005d7h4AAA	0	James Caan	22/11/2018 09:02	0051000000jDfWAAI	22/11/2018 09:02	0051000000jDfWAAI	22/11/2018 09:02	A masculine and enigr	26/03/1940 00:00
4	a0211000005d7h5AAA	0	Robert Duvall	22/11/2018 09:02	0051000000jDfWAAI	22/11/2018 09:02	0051000000jDfWAAI	22/11/2018 09:02	Veteran actor and dire	04/01/1931 00:00
5	a0211000005d7h6AAA	0	Diane Keaton	22/11/2018 09:02	0051000000jDfWAAI	22/11/2018 09:02	0051000000jDfWAAI	22/11/2018 09:02	Diane Keaton was bor	05/01/1946 00:00
6	a0211000005d7h7AAA	0	Frank Darabont	22/11/2018 09:02	0051000000jDfWAAI	22/11/2018 09:02	0051000000jDfWAAI	22/11/2018 09:02	Three-time Oscar nom	28/01/1959 00:00
7	a0211000005d7h8AAA	0	Tim Robbins	22/11/2018 09:02	0051000000jDfWAAI	22/11/2018 09:02	0051000000jDfWAAI	22/11/2018 09:02	Born in West Covina, C	16/10/1958 00:00
8	a0211000005d7h9AAA	0	Morgan Freeman	22/11/2018 09:02	0051000000jDfWAAI	22/11/2018 09:02	0051000000jDfWAAI	22/11/2018 09:02	With an authoritative	01/06/1937 00:00
9	a0211000005d7hAAQ	0	Bob Gunton	22/11/2018 09:02	0051000000jDfWAAI	22/11/2018 09:02	0051000000jDfWAAI	22/11/2018 09:02	Bob Gunton was born	15/11/1945 00:00
10	a0211000005d7hBAQ	0	Christopher Nolan	22/11/2018 09:02	0051000000jDfWAAI	22/11/2018 09:02	0051000000jDfWAAI	22/11/2018 09:02	Best known for his car	30/07/1970 00:00
11	a0211000005d7hCAQ	0	Christian Bale	22/11/2018 09:02	0051000000jDfWAAI	22/11/2018 09:02	0051000000jDfWAAI	22/11/2018 09:02	Christian Charles Philig	30/01/1974 00:00
12	a0211000005d7hDAQ	0	Heath Ledger	22/11/2018 09:02	0051000000jDfWAAI	22/11/2018 09:02	0051000000jDfWAAI	22/11/2018 09:02	When hunky, twenty-y	04/04/1979 00:00
13	a0211000005d7hEAQ	0	Maggie Gyllenhaal	22/11/2018 09:02	0051000000jDfWAAI	22/11/2018 09:02	0051000000jDfWAAI	22/11/2018 09:02	Academy Award-nomi	16/11/1977 00:00
14	a0211000005d7hFAAQ	0	Michael Caine	22/11/2018 09:02	0051000000jDfWAAI	22/11/2018 09:02	0051000000jDfWAAI	22/11/2018 09:02	Michael Caine was bor	13/03/1933 00:00
15	a0211000005d7hGAQ	0	Katie Holmes	22/11/2018 09:02	0051000000jDfWAAI	22/11/2018 09:02	0051000000jDfWAAI	22/11/2018 09:02	Born two months pren	18/12/1978 00:00
16	a0211000005d7hHAQ	0	Liam Neeson	22/11/2018 09:02	0051000000jDfWAAI	22/11/2018 09:02	0051000000jDfWAAI	22/11/2018 09:02	Liam Neeson was born	07/06/1952 00:00
17	a0211000005d7hIAAQ	0	Gary Oldman	22/11/2018 09:02	0051000000jDfWAAI	22/11/2018 09:02	0051000000jDfWAAI	22/11/2018 09:02	Gary Oldman is a talen	21/03/1956 00:00
18	a0211000005d7hJAAQ	0	Francis Ford Coppola	22/11/2018 09:02	0051000000jDfWAAI	22/11/2018 09:02	0051000000jDfWAAI	22/11/2018 09:02	Francis Ford Coppola v	06/04/1939 00:00
19	a0211000005d7hKAAQ	0	Steven Spielberg	22/11/2018 09:02	0051000000jDfWAAI	22/11/2018 09:02	0051000000jDfWAAI	22/11/2018 09:02	One of the most influe	18/12/1946 00:00
20	a0211000005d7hLAAQ	0	Ben Kingsley	22/11/2018 09:02	0051000000jDfWAAI	22/11/2018 09:02	0051000000jDfWAAI	22/11/2018 09:02	Ben Kingsley was born	31/12/1943 00:00
21	a0211000005d7hMAAC	0	Ralph Fiennes	22/11/2018 09:02	0051000000jDfWAAI	22/11/2018 09:02	0051000000jDfWAAI	22/11/2018 09:02	Actor Ralph Nathaniel	22/12/1962 00:00
22	a0211000005d7hNAAC	0	Quentin Tarantino	22/11/2018 09:02	0051000000jDfWAAI	22/11/2018 09:02	0051000000jDfWAAI	22/11/2018 09:02	Quentin Jerome Taran	27/03/1963 00:00

Integrations

- [Data Loader](#)

Didn't find what you're looking for?
Try using Global Search.

Data Loader

Data Loader is a client app for the bulk import and export of data. With data in a comma-separated values (CSV) file, Data Loader can create, edit, or delete Salesforce records for any standard or custom object. Data Loader exports Salesforce records into CSV files. You can then edit those CSV files or use them as templates for importing data into Salesforce.

[Download Data Loader for Windows](#)

[Download Data Loader for Mac](#)

Settings ×

Modify your settings:

Hide Welcome screen:

Batch size:

Insert null values:

Assignment rule:

Server host (clear for default):

Reset URL on Login (clear to turn off):

Compression (check to turn off):

Timeout (in seconds):

Query request size:

Generate status files for exports:

Read all CSVs with UTF-8 encoding:

Write all CSVs with UTF-8 encoding:

Use European date format (dd/mm/yyyy)

Allow field truncation:

Allow comma as a CSV delimiter:

Allow Tab as a CSV delimiter:

Allow other characters as CSV delimiters:

Other Delimiters (enter multiple values with no separator; for example, !+?):

Use Bulk API:

Enable serial mode for Bulk API:

Upload Bulk API Batch as Zip File (enable to upload binary attachments):

Time Zone:

Proxy host:

Proxy port:

Proxy username:

Proxy password:

Proxy NTLM domain:

The last batch finished at 0. Use 0 to continue from your last location.

Start at row:

E	F	G	H
BUDGET_	RUNTIME_	DIRECTOR_ C	DIRECTOR_ R.NAME
#####	142	a021t000005d7h7AAA	Frank Darabont
#####	152	a021t000005d7hBAAQ	Christopher Nolan
#####	140	a021t000005d7hBAAQ	Christopher Nolan
#####	195	a021t000005d7hKAAQ	Steven Spielberg
8,000,000	154	a021t000005d7hNAAQ	Quentin Tarantino
6,000,000	175	a021t000005d7hJAAQ	Francis Ford Coppola

The image shows the 'Paste Special' dialog box in Microsoft Excel. The dialog is open over a spreadsheet. The 'Paste' section has the following options:

- All
- Formulas
- Values
- Formats
- Comments
- Validation
- All using Source theme
- All except borders
- Column widths
- Formulas and number formats
- Values and number formats
- All merging conditional formats

The 'Operation' section has the following options:


- None
- Add
- Subtract
- Multiply
- Divide

The 'Skip blanks' and 'Transpose' options are unchecked. The 'OK' button is highlighted.

Load Inserts ×

Step 2: Select data objects

Select your Salesforce object and your CSV file.



Select Salesforce object:

Show all Salesforce objects


- Account (Account)
- Case (Case)
- Cast (Cast_c)
- Company (Company_c)
- Contact (Contact)
- Event (Event)
- Lead (Lead)
- Movie (Movie_c)**
- Opportunity (Opportunity)
- Person (Person_c)
- Price Book (Pricebook2)
- Product (Product2)
- Production Company (Production_Company_c)
- Review (Review_c)
- Task (Task)
- User (User)

Choose CSV file:

Load Inserts ×

Step 3: Mapping

Map your fields (CSV columns) to the Salesforce object.



Choose an Existing Map Create or Edit a Map

Current Field Mapping:

File Column Header	Name
DIRECTOR_R.NAME	
RELEASE_DATE_C	
DIRECTOR_C	
BUDGET_C	
DESCRIPTION_C	
RUNTIME_C	

< Back **Next >** Finish Cancel

BIM DB Home Movies Persons Companies

All Search Movies and more...

Movies All New Import Change Owner

6 items - Sorted by Cover Image - Filtered by all movies - Updated a few seconds ago

	COVER IMAGE ↑	MOVIE TITLE	GENRE	RELEASE DATE	RUNTIME	
1		The Godfather	Crime;Drama	23/08/1972	175	▼
2		The Shawshank Redemption	Drama	16/02/1995	142	▼
3		The Dark Knight	Action;Crime;Drama	23/07/2008	152	▼
4		Schindler's List	Biography;Drama;History	17/02/1993	195	▼

Movies All New Import Change Owner

6 items - Sorted by Cover Image - Filtered by all movies - Updated a minute ago

	COVER IMAGE ↑	MOVIE TITLE	GENRE	RELEASE DATE	
1		The Godfather	Crime;Drama	23/08/1972	▼
2		The Shawshank Redemption	Drama	16/02/1995	▼

LIST VIEW CONTROLS

- New
- Clone
- Rename
- Sharing Settings
- Edit List Filters
- Select Fields to Display
- Delete
- Reset Column Widths

BIM DB

Home
Movies ▾
Persons ▾
Companies ▾

All ▾

M

Movie

The Godfather

Related

Details

<p>Movie Title The Godfather ✎</p> <p>Release Date 23/08/1972 ✎</p> <p>Genre Crime,Drama ✎</p> <p>Runtime 175 ✎</p> <p>Description The aging patriarch of an organized crime dynasty transfers control of his clandestine empire to his reluctant son. ✎</p> <p>Cover URL https://m.media-amazon.com/images/M/MV5BM2MyNjYxNmUyTAwNi00MTYxLWJmNkYyZi0DY3ZTk3OTFkEYkFqcGdeQXVyNzkwMjQ5NzZM@._V1_S1000_CR0,0,704,1000_AL_.jpg ✎</p> <p>Cover Image <div style="border: 1px solid #ccc; width: 100px; height: 100px; display: flex; align-items: center; justify-content: center; margin-top: 5px;"> Your movie cover </div> </p>	<p>Director Francis Ford Coppola ✎</p> <p>Budget €6,000,000 ✎</p>
--	--

Created By
Last Modified By

P


Francis Ford Coppola

✕

Export ×

Step 2: Select Data Objects

Select your Salesforce object and your target file



Select Salesforce Object:

Show all Salesforce objects

- Company (Company__c)
- Contact (Contact)
- Event (Event)
- Lead (Lead)
- Movie (Movie__c)**
- Opportunity (Opportunity)

Choose a target for extraction:

BIM DB

Home
Movies ▾
Persons ▾
Companies ▾

All ▾
Q

Movie

The Godfather

Related
Details

Cast (5)

New

CAST: ROLE NAME	PERSON NAME
Don Vito Corleone	Marlon Brando ▾
Kay Adams	Diane Keaton ▾
Sonny Corleone	James Caan ▾
Tom Hagen	Robert Duvall ▾
Michael Corleone	Al Pacino ▾
View All	

Production Companies (2)

New

PRODUCTION COMPANY: PRODUCTION COMPANY NBR	COMPANY NAME	ADDRESS
PC-0013	Paramount Pictures	5555 Melrose Ave, Los Angeles, CA 90038, USA ▾
PC-0014	Alfran Productions	1125 Gayley Ave Los Angeles, CA 90024 ▾

Reviews (4)

New

REVIEW NBR	DESCRIPTION	RATING
R-0023	This isn't just a beautifully crafted gangster film. Or an outsta...	5 ▾
R-0026	Marlon Brando's acting as the Godfather is sublime and this ...	3 ▾
R-0029	Tell me a movie that is more famous than this. Tell me a mov...	5 ▾

Chapter 3: Declarative Automation

Movie
New Custom Field Help for this Page

Step 2. Choose output type Step 2 of 5

Field Label: Field Name:

Formula Return Type

None Selected Select one of the data types below.

- Checkbox Calculate a boolean value.
Example: `{TODAY() > CloseDate}`
- Currency Calculate a dollar or other currency amount and automatically format the field as a currency amount.
Example: `{Gross Margin = Amount - Cost_c}`
- Date Calculate a date, for example, by adding or subtracting days to other dates.
Example: `{Reminder Date = CloseDate - 7}`
- Date/Time Calculate a datetime, for example, by adding a number of hours or days to another date/time.
Example: `{Next = NOW() + 1}`
- Number Calculate a numeric value.
Example: `{Fahrenheit = 1.8 * Celsius_c + 32}`
- Percent Calculate a percent and automatically add the percent sign to the number.
Example: `{Discount = (Amount - Discounted_Amount_c) / Amount}`
- Text Create a text string, for example, by concatenating other text fields.
Example: `{Full Name = LastName & ", " & FirstName}`
- Time Calculate a time, for example, by adding a number of hours to another time.
Example: `{Next = TIMEVALUE(NOW()) + 1}`

Insert Field X

Select a field, then click Insert. Labels followed by a ">" indicate that there are more fields available.

<ul style="list-style-type: none">Movie >\$Api >\$Organization >\$Profile >\$System >\$User >\$UserRole >	<ul style="list-style-type: none">BudgetCover ImageCover URLCreated By >Created By IDCreated DateDirectorDirector >Genre	<ul style="list-style-type: none">BirthdateCreated By >Created By IDCreated DateLast Modified By >Last Modified By IDLast Modified DateOwner (Queue) >Owner (User) >	<p>You have selected:</p> <p>Director__r.Birthdate__c</p> <p>Type: Date API Name: Director__r.Birthdate__c</p> <p><input type="button" value="Insert"/></p>
--	--	---	--

Simple Formula **Advanced Formula**

Insert Field

Director's Birthdate (Date) =

Director r.Birthdate c


Check Syntax **No syntax errors in merge fields or functions. (Compiled size: 21 characters)**

Blank Field Handling

If your formula references any number, currency, or percent fields, specify what happens to the formula output when their values are blank.

Treat blank fields as zeroes

Treat blank fields as blanks



Movie

New Custom Field

Step 3. Define the summary calculation

Select Object to Summarize

Master Object Movie
Summarized Object

Select Roll-Up Type

- COUNT
- SUM
- MIN
- MAX

Field to Aggregate

Filter Criteria

- All records should be included in the calculation
- Only records meeting certain criteria should be included in the calculation

Functions

-- All Function Categories -- ▾

- TODAY
- TRIM
- UPPER
- VALUE**
- WEEKDAY
- YEAR

Insert Selected Function

VALUE(text)

Converts a text string that represents a number to a number

[Help on this function](#)

Formula Options

Formula Return Type: Number ▾

Decimal Places: 0 ▾

Enter your formula and click Check Syntax to check for errors. Click the Advanced Formula subtab to use additional fields, operators, and functions.
Example: `Fahrenheit = 1.8 * Celsius_c + 32` [More Examples...](#)

Simple Formula | **Advanced Formula**

Insert Field Insert Operator ▾

Rating To Number (Number) =

`VALUE(Rating_c)`

Check Syntax Error: Field Rating_c is a picklist field. Picklist fields are only supported in certain functions. [Tell me more](#)

Movie

New Custom Field

Step 3. Define the summary calculation

Select Object to Summarize

Master Object Movie
Summarized Object

Select Roll-Up Type

- COUNT
- SUM
- MIN
- MAX

Field to Aggregate

Filter Criteria

- All records should be included in the calculation
- Only records meeting certain criteria should be included in the calculation

Director's Birthdate

06/04/1939

Nbr of Reviews

4

Total Rating

17

Average Rating

4

Created By



Jan Vandeveld, 24/11/2018 11:18



SETUP

Workflow Rules

New Workflow Rule

Movie

[Help for this Page](#)

Step 2: Configure Workflow Rule

Step 2 of 3

[Previous](#) [Save & Next](#) [Cancel](#)

Enter the name, description, and criteria to trigger your workflow rule. In the next step, associate workflow actions with this workflow rule.

Edit Rule

! = Required Information

Object **Movie**

Rule Name **Review Movie Task Admin**

Description

Evaluation Criteria

Evaluate the rule when a record is:

- created
- created, and every time it's edited
- created, and any time it's edited to subsequently meet criteria ↓

How do I choose?

Rule Criteria

Run this rule if the criteria are met :

Field	Operator	Value	
Movie: Movie Title	not equal to	<input type="text"/>	AND
--None--	--None--	<input type="text"/>	AND
--None--	--None--	<input type="text"/>	AND
--None--	--None--	<input type="text"/>	AND
--None--	--None--	<input type="text"/>	

[Add Filter Logic...](#)

[Previous](#) [Save & Next](#) [Cancel](#)

Custom Object Information

The singular and plural labels are used in tabs, page layouts, and reports.
Be careful when changing the name or label as it may affect existing integrations and merge templates.

Label: Example: Account

Plural Label: Example: Accounts

Starts with vowel sound

The Object Name is used when referencing the object via the API.
 Object Name: Example: Account

Description:

Context-Sensitive Help Setting
 Open the standard Salesforce.com Help & Training window
 Open a window using a Visualforce page

Content Name:

Enter Record Name Label and Format

The Record Name appears in page layouts, key lists, related lists, lookups, and search results. For example, the Record Name for Account is "Account Name" and for Case it is "Case Number". Note that the Record Name field is always called "Name" when referenced via the API.

Record Name: Example: Account Name

Data Type:

Optional Features

- Allow Reports
- [Allow Activities](#)
- Track Field History
- Allow in Chatter Groups

New Task Help for this Page

Configure Task Save Save & New Cancel

Create a task to associate with one or more workflow rules, approval processes, or entitlement processes. When changing a task, any modifications will apply to all rules, approvals, or entitlement processes associated with it.

Edit Task = Required Information

Object: Movie

Assigned To:

Subject:

Unique Name:

Due Date: plus days

Protected Component

Status: Priority:

Description Information

Comments:

SETUP
Workflow Rules

Workflow Rule
Review Movie Task Administrator

Workflow Rule Detail

Edit Delete Clone Activate

Rule Name	Review Movie Task Administrator	Object	Movie
Active	<input type="checkbox"/>	Evaluation Criteria	Evaluate the rule when a record is created
Description			
Rule Criteria	Movie: Movie Title NOT EQUAL TO null		
Created By	Jan Vandeveld, 17/12/2018 11:34	Modified By	Jan Vandeveld, 17/12/2018 11:56

Workflow Actions Edit

Immediate Workflow Actions

Type	Description
Task	Please review this new Movie Record for completeness

Time-Dependent Workflow Actions [See an example](#)

No workflow actions have been added. Before adding a workflow action, you must have at least one time trigger defined.

Edit

Lightning Components

Search components... Q ↻

Standard (22)

- Accordion
- Activities
- Flow
- Guided Action List
- Highlights Panel

Movie New Contact Edit New Opportunity

Related **Details**

Movie Title	Director
Bumblebee	Travis Knight
Release Date	Budget
24/12/2018	€128,000,000

Activities



[New Event](#) [New Task](#) [Log a Call](#) [Email](#)

[Add](#)

Filters: All time • All activities • All types ▼

[refresh](#) [Expand All](#)

Next Steps More Steps

>  [Please review this new Movie Record for com...](#)  Tomorrow ▼

You have an upcoming Task

Past Activities

No past activity. Past meetings and tasks marked as done show up here.


[Load More Past Activities](#) ▼

Final Approval Actions i

[Add Existing](#) [Add New](#) ▼

Action	Type	Description
Edit	Record Lock	Lock the record

- Task
- Email Alert
- Field Update
- Outbound Message


Field Label 


Values


- Use global picklist value set
- Enter values, with each value separated by a new line

Pending Review
Approved
Declined


Display values alphabetically, not in the order entered

Use first value as default value 


Restrict picklist to the values defined in the value set 

Field Name 

Description

Help Text 

Required Always require a value in this field in order to save a record

Default Value Show Formula Editor 

Use formula syntax. Enclose text and picklist value API names in double quotes : ("the_text"), include numbers without quotes : (25), show percentages as decimals: (0.10), and express date calculations in the standard format: (Today() + 7)

Setup Home Object Manager

SETUP > OBJECT MANAGER
Review

Details

Fields & Relationships
8 Items, Sorted by Field Label

Quick Find New Field Dependencies Set History Tracking

FIELD LABEL	FIELD NAME	DATA TYPE	CONTROLLING FIELD	INDEXED
Created By	CreatedById	Lookup(User)		
Description	Description__c	Long Text Area(131072)		
Last Modified By	LastModifiedById	Lookup(User)		
Movie Title	Movie_Title__c	Master-Detail(Movie)		✓
Rating	Rating__c	Picklist		
Rating To Number	Rating_To_Number__c	Formula (Number)		
Review Nbr	Name	Auto Number		✓
Status	Status__c	Picklist		

Edit
Delete
Replace

Find and Replace Picklist
Status [Help for this Page](#)

Globally replace an existing value in a picklist with a new value. Make sure you've created the new value on the picklist field first. Note that replacing an existing picklist value will update the record's Last Modified By date and time.

Replace

Exact Value Changing From

Select Value Changing To

Replace all blank values


Replace Cancel

Replace Picklist Confirmation
Status

Your picklist replace job is in the queue. You can check its progress on the Background Jobs Page. You'll get an email when it's done.

[Go back to your previous work](#)


Your Picklist Replace Job Status ▷ Inbox x 🖨️ 🔗

 **support@salesforce.com** <support@salesforce.com> 15:58 (4 minutes ago) ☆ ↶ ⋮
to me ▾

Your picklist replace job is done.

For the picklist "Status" on object "Review", an empty value was replaced with Approved.

↶ Reply ➡ Forward

 Review
R-0023

Related **Details**

Review Nbr
R-0023


Description
This isn't just a beautifully crafted gangster film. Or an outstanding family portrait, for that matter. An amazing period piece. A character study. A lesson in filmmaking and an inspiration to generations of actors, directors, screenwriters and producers. For me, this is more: this is the definitive film. 10 stars out of 10.


Rating
5

Rating To Number
5

Status
Approved

Movie Title
[The Godfather](#)

Created By
 **Jan Vandeveld**, 25/11/2018 10:00

Last Modified By
 **Jan Vandeveld**, 19/12/2018 15:58

Setup Home Object Manager

Search Setup

email

Classic Email Templates

Unfiled Public Classic Email Templates

Classic Email Template Availability

Folder: Unfiled Public Classic Email Templates Create New Folder

Action	Email Template Name	Template Type	Available For Use	Description	Author	List Modified Date
Edit Del	Marketing_Product_Inquiry_Response	Text	✓	Standard email response to website product inquiries	JVand	02/11/2018
Edit Del	Sales_New_Customer_Email	Text	✓	Email to new customers	JVand	02/11/2018
Edit Del	SUPPORT_Self-Service_New_Comment_Notification_(SAMPLE)	Text	✓	Sample email template that can be sent to your Self-Service customers to notify them a public comment has been added to their case.	JVand	02/11/2018
Edit Del	SUPPORT_Self-Service_New_User_Login_Information_(SAMPLE)	Text	✓	Notification of login and password to new Self-Service user	JVand	02/11/2018
Edit Del	SUPPORT_Self-Service_Reset_Password_(SAMPLE)	Text	✓	Notification of new password when Self-Service password is reset	JVand	02/11/2018
Edit Del	Suooct_Case_Assignment_Notification	Text	✓	Notification to rep when case is auto-assigned	JVand	02/11/2018
Edit Del	Suooct_Case_Created_(Phone_Inquiries)	Text	✓	Notification to customer about case created through phone call	JVand	02/11/2018
Edit Del	Suooct_Case_Created_(Web_Inquiries)	Text	✓	Notification to customer about case created online	JVand	02/11/2018
Edit Del	Suooct_Case_Response	Text	✓	Standardized template for responses to customer inquiries	JVand	02/11/2018
Edit Del	Suooct_Escalated_Case_Notification	Text	✓	Notification email on case escalation	JVand	02/11/2018
Edit Del	Suooct_Escalated_Case_Reassignment	Text	✓	Case reassignment email to new case owner on escalation	JVand	02/11/2018
Edit Del	Suooct_Self-Service_New_Login_and_Password	Text	✓	Notification of login and password to new self-service user	JVand	02/11/2018
Edit Del	Suooct_Self-Service_Reset_Password	Text	✓	Notification of new password when self-service password is reset	JVand	02/11/2018

Show me fewer records per list page

SETUP Classic Email Templates

Available Merge Fields
Select Field Type
Approval Fields
Select Field
Internal Approval URL
Copy Merge Field Value
{!ApprovalRequest.Internal}
Copy and paste the merge field value into your template below.

Step 2. Text Email Template: New Template Step 2 of 2

Previous Save Cancel

Email Template Information

Folder: Unfiled Public Classic Email Templates

Available For Use:

Email Template Name: Review Approval Notification

Template Unique Name: Review_Approval_Notificatic

Encoding: General US & Western Europe (ISO-8859-1, ISO-LATIN-1)

Description:

Subject: A Review has been sent for approval

Email Body:

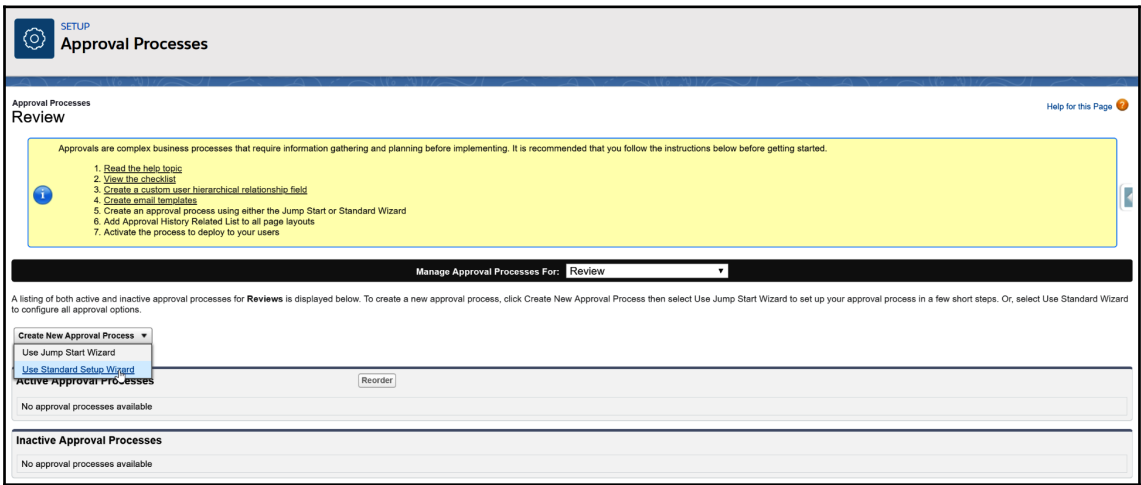
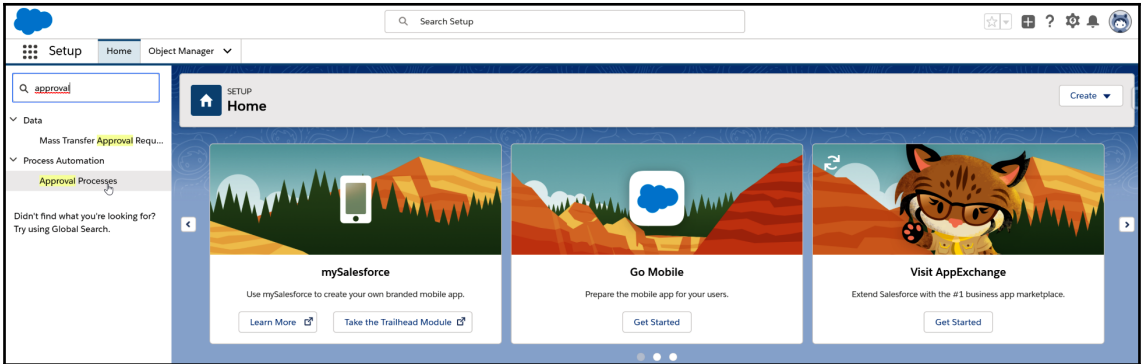
Dear {!ApprovalRequest.Process_Approver},

{!Approval_Requesting_User.Name} has submitted a new Review: {!Review__c.Name} for approval.

Please verify this review and approve or reject it by navigating to: {!ApprovalRequest.Internal_URL}

Please be aware that only Approved Reviews will be published and count towards a Movie's rating.

Previous Save Cancel



SETUP Approval Processes

New Approval Process Help for this Page ?

Reviews

Step 1. Enter Name and Description Step 1 of 6

[Next](#)

Enter a name and description for your new approval process.

Enter Name and Description ! = Required Information

Process Name

Unique Name [i](#)

Description

[Next](#) [Cancel](#)

SETUP Approval Processes

New Approval Process Help for this Page ?

Reviews

Step 2. Specify Entry Criteria Step 2 of 6

[Previous](#) [Next](#)

If only certain types of records should enter this approval process, enter that criteria below. For example, only expense reports from employees at headquarters should use this approval process.

Specify Entry Criteria

Use this approval process if the following :

Field	Operator	Value	
Review: Status	equals	Pending Review	<input type="checkbox"/> AND
--None--	--None--		AND
--None--	--None--		AND
--None--	--None--		AND
--None--	--None--		

[Add Filter Logic...](#)

[Previous](#) [Next](#) [Cancel](#)

Approval Processes

New Approval Process
Help for this Page

Reviews

Step 3. Specify Approver Field and Record Editability Properties
Step 3 of 6

Previous Next Cancel

When you define approval steps, you can assign approval requests to different users. One of your options is to use a user field to automatically route these requests. If you want to use this option for any of your approval steps, select a field from the picklist below. Also, when a record is in the approval process, it will always be locked-- only an administrator will be able to edit it. However, you may choose to also allow the currently assigned approver to edit the record.

Select Field Used for Automated Approval Routing

Next Automated Approver Determined By

Use Approver Field of Movie Owner

Record Editability Properties

Administrators **ONLY** can edit records during the approval process.

Administrators **OR** the currently assigned approver can edit records during the approval process.

Previous Next Cancel

Approval Processes

Approval Process Edit
Help for this Page

Default approval for reviews

Step 4. Select Notification Templates
Step 4 of 6

Previous Save Next Cancel

Select the email template that will be used to notify approvers that an approval request has been assigned to them. Note that this template will be used for all steps for this process. [Create a new email template](#)

Email Template

Approval Assignment Email Template

Previous Save Next Cancel

SETUP Approval Processes

Approval Process Edit
Default approval for reviews Help for this Page

Step 5. Select Fields to Display on Approval Page Layout Step 5 of 6

Previous Save Next Cancel

The approval page is where an approver will actually approve or reject a request. Using the options below, choose the fields to display on this page.

Available Fields

- Last Modified By
- Rating To Number
- Status

Add
Remove

Selected Fields

- Review Nbr
- Movie Title
- Description
- Rating
- Created By

Up
Down

[Click here to view an example](#)

Approval Page Fields

Display approval history information in addition to the fields selected above.

Security Settings

Allow approvers to access the approval page only from within the Salesforce application. (Recommended)
 Allow approvers to access the approval page from within the Salesforce application, or externally from a wireless-enabled mobile device.

SETUP Approval Processes

Approval Process Edit
Default approval for reviews Help for this Page

Step 6. Specify Initial Submitters Step 6 of 6

Previous Save Cancel

Using the options below, specify which users are allowed to submit the initial request for approval. For example, expense reports should normally be submitted for approval only by their owners.

Initial Submitters

Submitter Type Search: Owner for: Find

Available Submitters

- None--

Add
Remove

Allowed Submitters

- Movie Owner
- Record Creator

Submission Settings

Allow submitters to recall approval requests

Previous Save Cancel



SETUP

Approval Processes

New Approval Step

Help for this Page

Step 1. Enter Name and Description

Step 1 of 3

Next Cancel

Enter a name, description, and step number for your new approval step.

Enter Name and Description

| = Required Information

Approval Process Name Default approval for reviews

Name

Unique Name

Description

Step Number

Next Cancel

New Approval Step

Help for this Page

Step 2. Specify Step Criteria

Step 2 of 3

Previous Next Cancel

Specify whether a record must meet certain criteria before entering this approval step. If these criteria are not met, the approval process can skip to the next step, if one exists. [Learn more](#)

Specify Step Criteria

All records should enter this step.

Enter this step if the following , else

Previous Next Cancel

New Approval Step

Help for this Page 

Step 3. Select Assigned Approver


Step 3 of 3

[Previous](#) [Save](#) [Cancel](#)


Specify the user who should approve records that enter this step. Optionally, choose whether the approver's delegate is also allowed to approve these requests.

Select Approver

- Automatically assign using the user field selected earlier. **(Manager)**
- Automatically assign to queue.
- Automatically assign to approver(s).

User 
[Add Row](#) [Remove Row](#)

- When multiple approvers are selected:**
- Approve or reject based on the **FIRST** response.
 - Require **UNANIMOUS** approval from all selected approvers.

The approver's delegate may also approve this request. 

[Previous](#) [Save](#) [Cancel](#)



SETUP

Approval Processes

What Would You Like To Do Now?

Help for this Page 

You have just created an approval step. You can optionally specify workflow actions to occur upon approval or rejection of this step. Would you like to do that now?

- Yes, I'd like to create a new approval action for this step now.
- Yes, I'd like to create a new rejection action for this step now.
- No, I'll do this later. Take me to the approval process detail page to review what I've just created.

[Go!](#)

SETUP Approval Processes

Edit Field Update
Update Review to Approved [Help for this Page](#)

Define the field update, including the object associated with the workflow rule, approval process, or entitlement process, the field to update, and the value to apply. Note that the field to update may be on a related object. Fields are shown only for the type that you select.

Field Update Edit Save Save & New Cancel

Identification Required Information

Name: Update Review to Approved
 Unique Name: Update_Review_to_Approve
 Description:
 Object: Review
 Field to Update: Status
 Field Data Type: Picklist
 Re-evaluate Workflow Rules after Field Change:

Specify New Field Value

Picklist Options

The value above the current one
 The value below the current one
 A specific value: Approved

Save Save & New Cancel

SETUP Approval Processes

Approval Processes
Review: Default approval for reviews [Help for this Page](#)
[Back to Approval Process List](#)

Process Definition Detail Edit Clone Delete Activate View Diagram

Process Name: Default approval for reviews Active
 Unique Name: Default_approval_for_reviews Next Automated Approver Determined By: Manager of Record Submitter
 Description:
 Entry Criteria: Review: Status EQUALS Pending Review
 Record Editability: Administrator OR Current Approver Allow Submitters to Recall Approval Requests
 Approval Assignment Email Template: Review Approval Notification
 Initial Submitters: Movie Owner, Record Creator
 Created By: Jan Vandevelde, 19/12/2018 16:59 Modified By: Jan Vandevelde, 20/12/2018 11:09

Initial Submission Actions Add Existing Add New

Action Type	Description
Record Lock	Lock the record from being edited

Approval Steps New Approval Step

Action	Step Number	Name	Description	Criteria	Assigned Approver	Reject Behavior
Show Actions Edit Del	1	New Review			User:Jan Vandevelde	Final Rejection

Final Approval Actions Add Existing Add New

Action Type	Description
Edit Record Lock	Lock the record from being edited

Approval Steps ? New Approval Step

Action	Step Number	Name	Description	Criteria	Assigned Approver	Reject Behavior
Hide Actions Edit Del	1	New Review			User:Jan Vandevelde	Final Rejection

✔ **Approval Actions** Add Existing Add New

Action	Type	Description
Edit Remove	Field Update	Update Review to Approved

✖ **Rejection Actions** Add Existing Add New

You have not yet defined any actions

Email Alert

[Field Update](#)

Outbound Message

Field Updates

Setup **Field Updates**

Edit Field Update Help for this Page

Update review to declined

Define the field update, including the object associated with the workflow rule, approval process, or entitlement process, the field to update, and the value to apply. Note that the field to update may be on a related object. Fields are shown only for the type that you select.

Field Update Edit Save Save & New Cancel

Identification Required Information

Name

Unique Name

Description

Object

Field to Update

Field Data Type

Re-evaluate Workflow Rules after Field Change

Specify New Field Value

Picklist Options

The value above the current one
 The value below the current one
 A specific value

Save Save & New Cancel



SETUP

Approval Processes

Process Definition Detail

[Edit](#) [Clone](#) [Delete](#) [Activate](#) [View Diagram](#)

Process Name	Default approval for reviews	Active	<input type="checkbox"/>
Unique Name	Default_approval_for_reviews	Next Automated Approver Determined By	Manager of Record Submitter
Description			
Entry Criteria	Review: STATUS EQUALS Pending Review		
Record Editability	Administrator OR Current Approver	Allow Submitters to Recall Approval Requests	<input checked="" type="checkbox"/>
Approval Assignment Email Template	Review Approval Notification		
Initial Submitters	Movie Owner, Record Creator		
Created By	Jan Vandeveldde, 19/12/2018 16:59	Modified By	Jan Vandeveldde, 20/12/2018 11:19

Initial Submission Actions

[Add Existing](#) [Add New](#)

Action	Type	Description
Record Lock		Lock the record from being edited

Approval Steps

[New Approval Step](#)

Action	Step Number	Name	Description	Criteria	Assigned Approver	Reject Behavior
	1	New Review			User:Jan Vandeveldde	Final Rejection

[Hide Actions](#) | [Edit](#) | [Del](#)

Approval Actions

[Add Existing](#) [Add New](#)

Action	Type	Description
Edit Remove	Field Update	Update Review to Approved

Rejection Actions

[Add Existing](#) [Add New](#)

Action	Type	Description
Edit Remove	Field Update	Update review to declined

New Review

Information

Review Nbr

Description

Testing approval flow

Rating

4

* Status

Pending Review

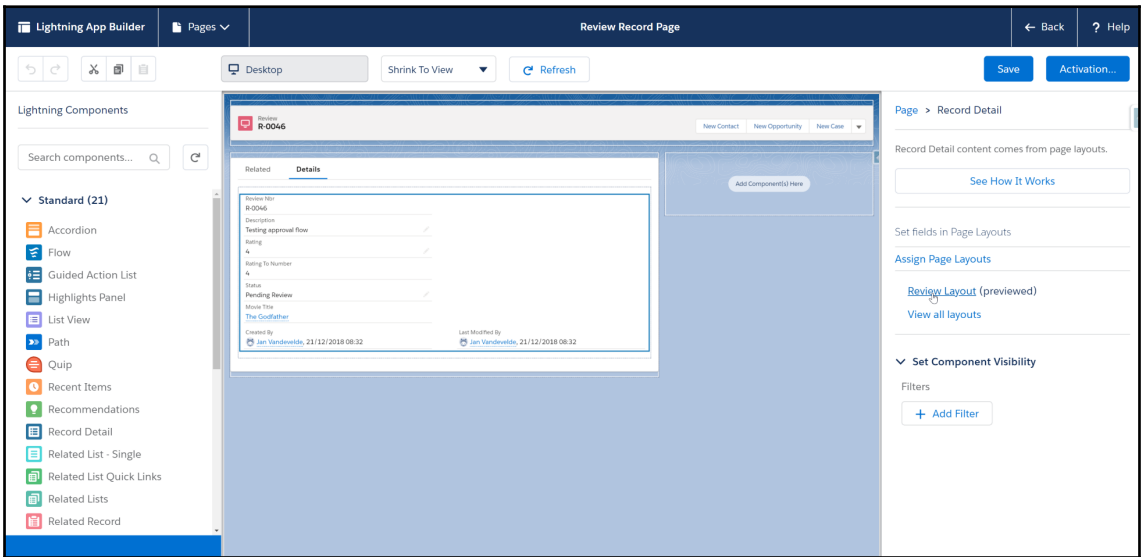
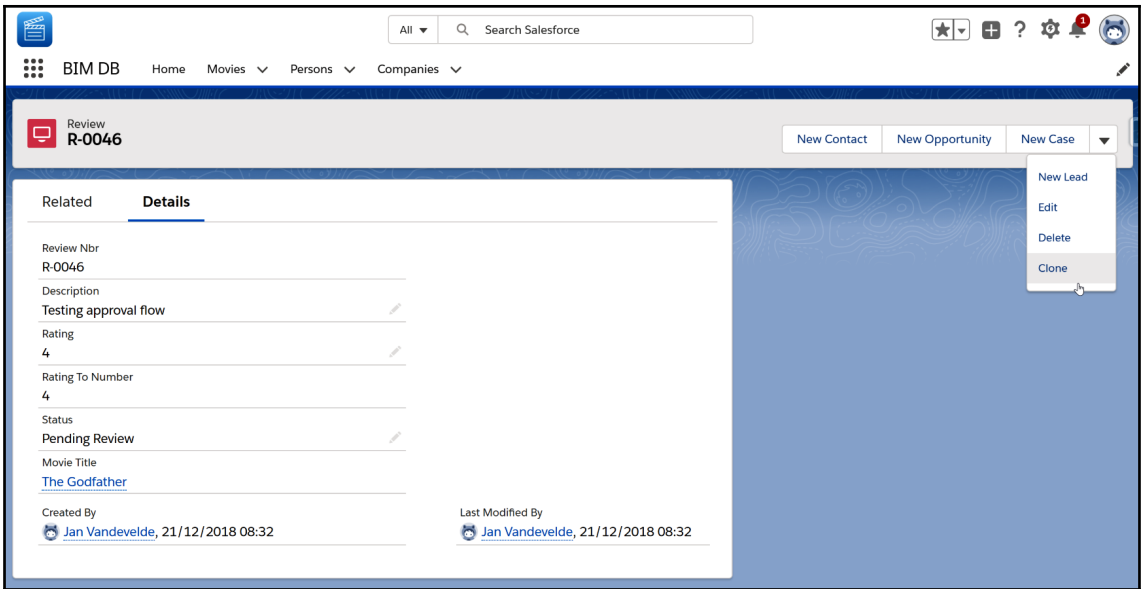
* Movie Title

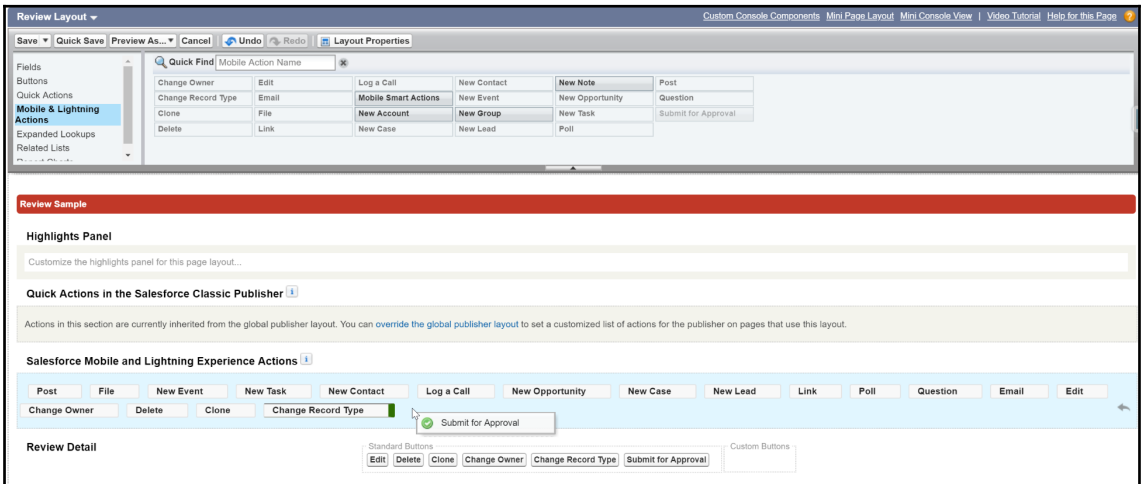
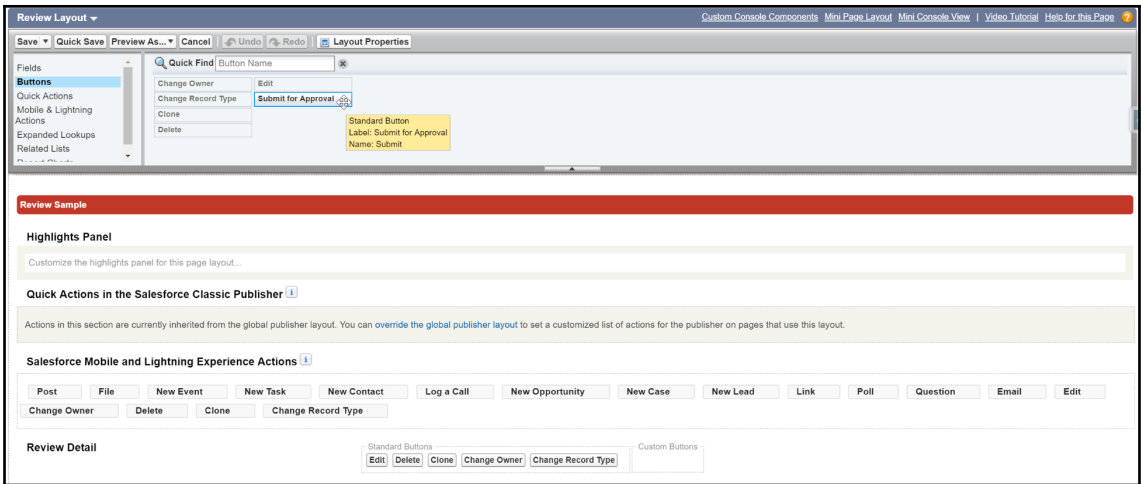
 The Godfather


Cancel







Save & New

Save






All ▾
Search Salesforce

BIM DB
Home
Movies ▾
Persons ▾
Companies ▾

Review
R-0046

New Contact
New Opportunity
New Case ▾

Related Details

Review Nbr
R-0046


Description
Testing approval flow


Rating
4

Rating To Number
4

Status
Pending Review

Movie Title
[The Godfather](#)

Created By
 [Jan Vandevelde](#), 21/12/2018 08:32


Last Modified By
 [Jan Vandevelde](#), 21/12/2018 08:32

- New Lead
- Edit
- Delete
- Clone
- Submit for Approval

Review
R-0046

New Contact
New Opportunity
New Case ▾

Related Details

 **Approval History (2)**
Approve Reject ▾

STEP NAME	DATE	STATUS	ASSIGNED TO
New Review	21/12/2018 08:48	Pending	Jan Vandevelde ▾
Approval Request Submitted	21/12/2018 08:48	Submitted	Jan Vandevelde ▾

[View All](#)

A Review has been sent for approval Inbox x



Jan Vandeveld via ik6a9i0ut0gz.1t-qyxxeay.eu16.bnc.salesforce.com
to me ▾

08:48 (6 minutes ago) ☆ ↶ ⋮

Dear Jan Vandeveld,

Jan Vandeveld has submitted a new Review: R-0046 for approval.

Please verify this review and approve or reject it by navigating to: <https://devbook-dev-ed.my.salesforce.com/p/process/ProcessIn stanceWorkitemWizardStageManager?id=04i1t000000gEft>

Please be aware that only Approved Reviews will be published and count towards a Movie's rating.

↶ Reply

➡ Forward



Review
R-0046

Related

Details

Review Nbr

R-0046

Description

Testing approval flow

Rating

4

Rating To Number

4

Status

Approved

Movie Title

[The Godfather](#)

Created By

[Jan Vandeveld](#), 21/12/2018 08:32

Last Modified By

[Jan Vandeveld](#), 21/12/2018 08:52

Setup | Home | Object Manager

Process Builder - Reviews on Create/Edit

Expand All | Collapse All | View All Processes | Clone | Edit Properties | Activate

Choose Object and Specify When to Start the Process

Object *
Review

Start the process *
 only when a record is created
 when a record is created or edited

Advanced
 Recursion - Allow process to evaluate a record multiple times in a single transaction?
 Yes

Save | Cancel

Process Builder - Reviews on Create/Edit

Expand All | Collapse All | View All Processes | Clone | Edit Properties | Activate

Define Criteria for this Action Group

Criteria Name *
New or Status Changed to Pending

Criteria for Executing Actions *
 Conditions are met
 Formula evaluates to true
 No criteria—just execute the actions!

Build Formula

Insert: Field | Function | System Varia... | Operator

```
(ISNEW() && ISPICKVAL((Review__c).Status__c, 'Pending Review')) ||
(ISCHANGED((Review__c).Status__c) &&
PRIORVALUE((Review__c).Status__c) != 'Pending Review' &&
ISPICKVAL((Review__c).Status__c, 'Pending Review'))
```

Advanced
 Do you want to execute the actions only when specified changes are made to the record?
 Yes

Save | Cancel | Delete

Setup Home Object Manager

Process Builder - Reviews on Create/Edit

Expand All Collapse All View All Processes Clone Edit Properties Activate

```
graph TD; START([START]) --> Review[Review]; Review --> D1{New or Status Changed to Pending Review}; D1 -- TRUE --> IA1[IMMEDIATE ACTIONS]; IA1 --> S1([STOP]); D1 -- FALSE --> D2{+ Add Criteria}; D2 -- TRUE --> IA2[IMMEDIATE ACTIONS]; IA2 --> S2([STOP]); D2 -- FALSE --> S3([STOP]);
```

Select and Define Action

Action Type*
Submit for Approval

Action Name*
Submit Review for Approval

Object*
Review__c

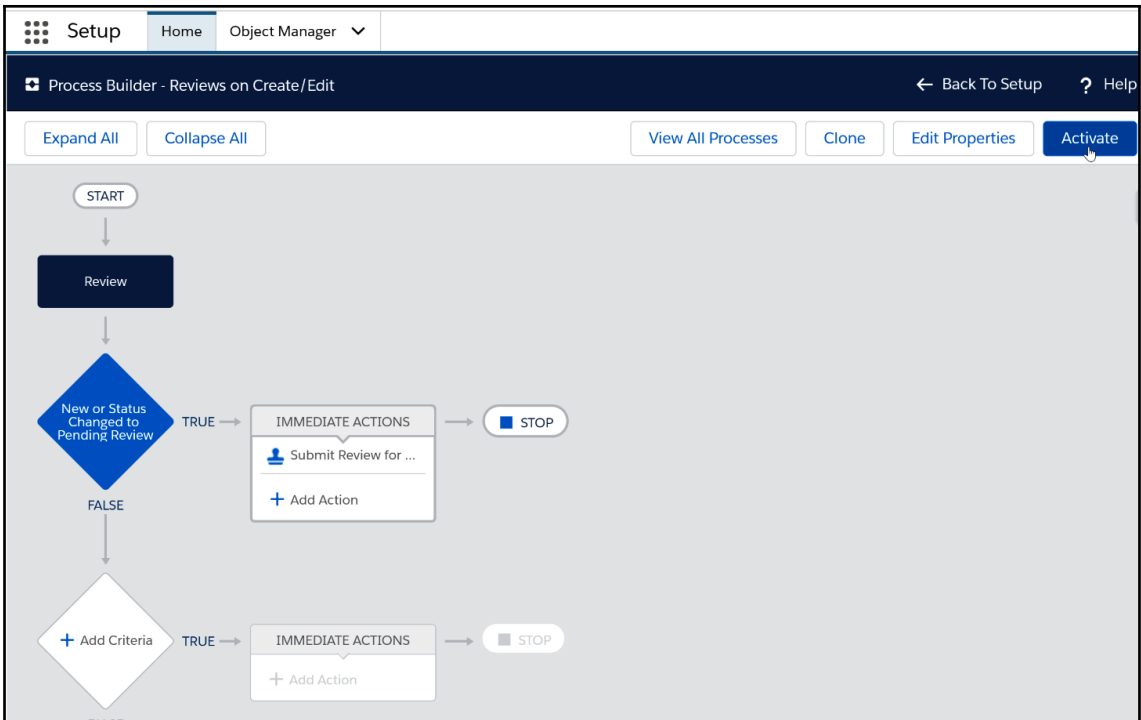
Approval Process*
Specific approval process Default approval for reviews - D

Skip the entry criteria for this process?
 Yes

Submitter*
Current User

Submission Comments

Save Cancel





The Godfather

Release Date

23/08/1972

Budget

€6,000,000

Genre

Crime;Drama

Runtime

175


Description

The aging patriarch of an organized crime dynasty transfers control of his clandestine empire to his reluctant son.

Cover URL

https://m.media-amazon.com/images/M/MV5BM2MyNjYxNmUyTAwNi00MTYxLWJmNWYyZi0DY3ZTk3OTFIXkEyXkFqcGdeQXVyNzkwMjQ5NzZM@._v1_SY1000_CR0,0,704,1000_AL_jpg

Cover Image



Director's Birthdate

06/04/1939

Nbr of Reviews

5

Total Rating

21

Average Rating

4

Created By

[Jan Vandevelde](#), 24/11/2018 11:18

Last Modified By

[Jan Vandevelde](#), 21/12/2018 08:32

New Review

Information

Review Nbr

Description

Testing the automatic submission for approval

Rating

2

* Status

Pending Review

* Movie Title



The Godfather




Cancel



Save & New

Save

Related Details


 Approval History (2)

Approve Reject 

STEP NAME	DATE	STATUS	ASSIGNED TO
New Review	21/12/2018 10:18	Pending	Jan Vandevelde 
Approval Request Submitted	21/12/2018 10:18	Submitted	Jan Vandevelde 

[View All](#)

Cover Image



Director's Birthdate

06/04/1939

Nbr of Reviews

5

Total Rating

21

Average Rating

4

Created By

 [Jan Vandevelde](#), 24/11/2018 11:18

Last Modified By

 [Jan Vandevelde](#), 21/12/2018 08:32

Approve Review


Comments

It's okay, good review

Cancel

Approve

Cover Image



Director's Birthdate

06/04/1939

Nbr of Reviews

6

Total Rating

23

Average Rating

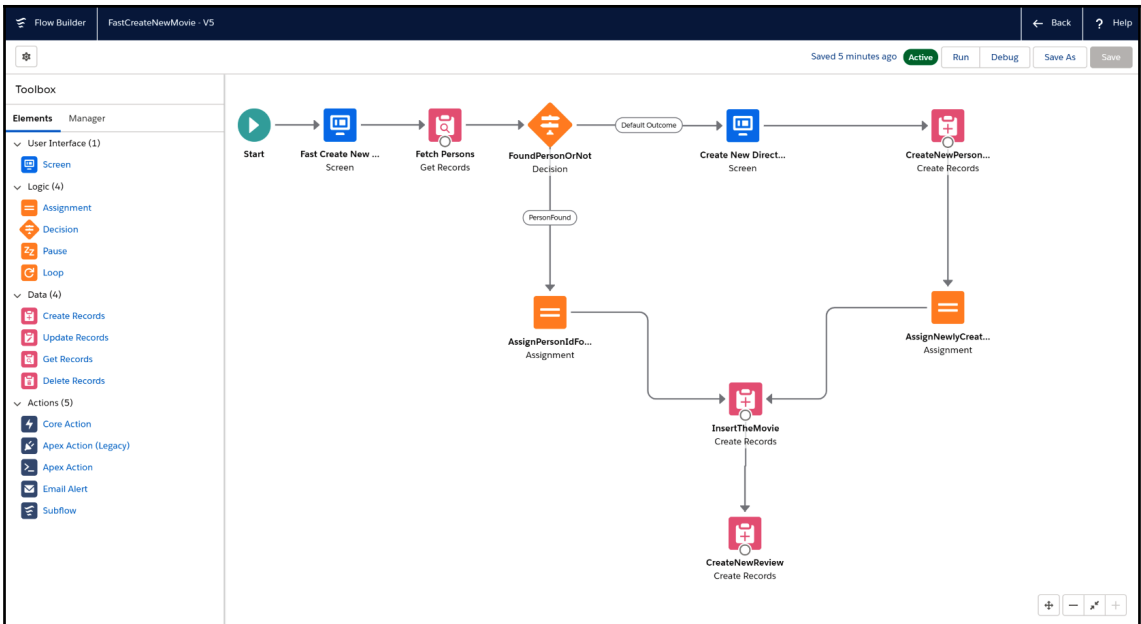
4

Created By

 [Jan Vandeveld](#), 24/11/2018 11:18

Last Modified By

 [Jan Vandeveld](#), 21/12/2018 10:23



Setup Home Object Manager

Search Setup

Flow Category

Flows

Use clicks—not code—to build flows that provide guided visual experiences or behind-the-scenes automation. Flows can display and collect information from users, process sets of Salesforce records, and use powerful branching logic. You can also add flow actions that provide access to Apex code, JavaScript, and external web services. [Learn more about building flows.](#)

Your flow-building experience just got a whole lot better! We're replacing Cloud Flow Designer with Flow Builder. New features let you build better flows faster.

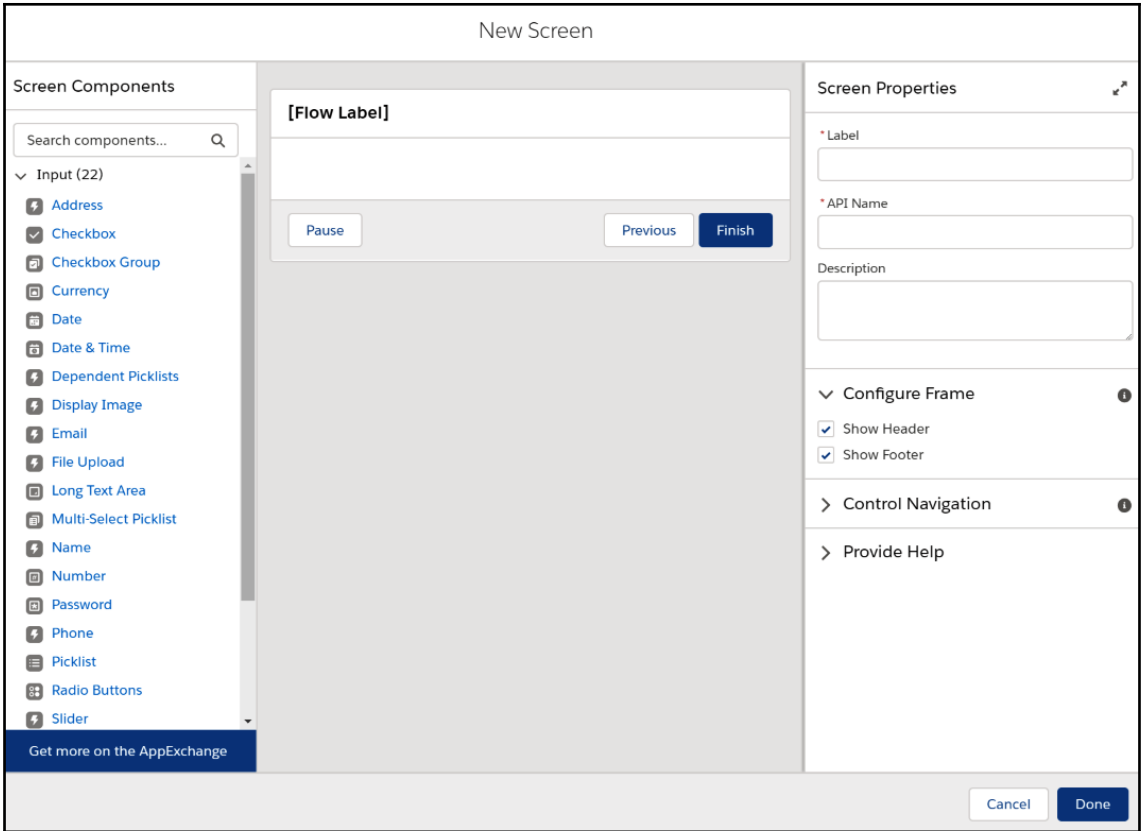
With Flow Builder, you won't miss a beat. Here's why:

- Flows from Cloud Flow Designer remain unchanged, with no migration necessary.
- Your flow's behavior and runtime experience won't change.
- Flow Builder is available in Lightning Experience and Salesforce Classic.

For now, you can still access flows with both flow tools. Cloud Flow Designer is disabled by default, but you can turn it back on. From Setup, go to Process Automation Settings. [Learn about what's different in Flow Builder.](#)

View: All Flows | Edit | Create New View

Action	Flow Label	Description	Last Modified By	Last Modified Date	In Active



New Resource

* Resource Type

Picklist Choice Set

* API Name

Genre

Description

* Object

Movie


* Data Type

Multi-Select Picklist

* Field

Genre__c



 **Genre__c**
Genre

Sort Order

Default Order of Field

Cancel

Done

New Screen

Screen Components

Search components...

- Date
- Date & Time
- Dependent Picklists
- Display Image
- Email
- File Upload
- Long Text Area
- Multi-Select Picklist
- Name
- Number
- Password
- Phone
- Picklist
- Radio Buttons
- Slider
- Text
- Toggle
- URL
- Display (1)
 - Display Text

Get more on the AppExchange

Fast Create New Movie

Fill in the necessary fields to create a new movie record

* Movie Title

Release Date Multi-Select Picklist

Genre

Multi-Select Picklist

Label

* API Name

Require

Data Type

Default Value

Select Choices

Choice

+ New Resource

PICKLIST CHOICE SETS

- Genre Multi-Select Picklist

New Resource

* Resource Type

Picklist Choice Set

* API Name

ReviewRating

Description

* Object

Review

* Data Type

Picklist

* Field

Rating__c



Sort Order

Default Order of Field

☰ **Rating__c**
Rating

Cancel

Done

New Screen

Screen Components

Search components...

- Date
- Date & Time
- Dependent Picklists
- Display Image
- Email
- File Upload
- Long Text Area
- Multi-Select Picklist
- Name
- Number
- Password
- Phone
- Picklist
- Radio Buttons
- Slider
- Text
- Toggle
- URL

Display (1)

- Display Text

Get more on the AppExchange

Cover URL

Description

Fill in First Name and Last Name of the Director. If the Director already exists, it will be linked automatically. If not you'll be asked to enter some more details in the next step.

* Director Full Name

Please enter a first review for this movie. It will be automatically sent for approval after succesful creation.

* Review Description

* Review Rating

← Picklist

Label

* API Name

Require

* Data Type

Default Value

∨ Select Choices

* Choice

> Provide Help

Flow Builder

Settings

Toolbox

Elements Manager

- User Interface (1)
 - Screen
- Logic (4)
 - Assignment
 - Decision
 - Pause
 - Loop
- Data (4)
 - Create Records
 - Update Records
 - Get Records
 - Delete Records
- Actions (5)
 - Core Action
 - Apex Action (Legacy)
 - Apex Action
 - Email Alert
 - Subflow

Start

Fast Create New ...
Screen



Start



Fast Create New ...
Screen

Edit Get Records

Find Salesforce records and store their field values in flow variables.

* Label: * API Name:

Description:

Get Records of This Object

* Object:

Filter Person Records

Condition Requirements:

Field	Operator	Value
<input type="text" value="Name"/>	<input type="text" value="Equals"/>	<input type="text" value="{!Director_Full_Name}"/>

Sort Person Records

Sort Order: * Sort By:

To use the returned **Person** records in the flow, store their fields in variables.

How Many Records to Store

Only the first record
 All records

Where to Store Field Values

Together in a record variable
 In separate variables

When no records are returned, set specified variables to null.

Select Variable to Store Person

* Record Variable:

Select Person Fields to Store in Variable

Field:

Field:

New Decision

* Label * API Name

Description

Outcomes For each path the flow can take, create an outcome. For each outcome, specify the conditions that must be met for the flow to take that path.

OUTCOME ORDER + OUTCOME DETAILS

PersonFound

Default Outcome

* Label * Outcome API Name

When to Execute Outcome

Resource Operator Value

+ Add Condition

Cancel Done

Edit Assignment

* Label * API Name

Description

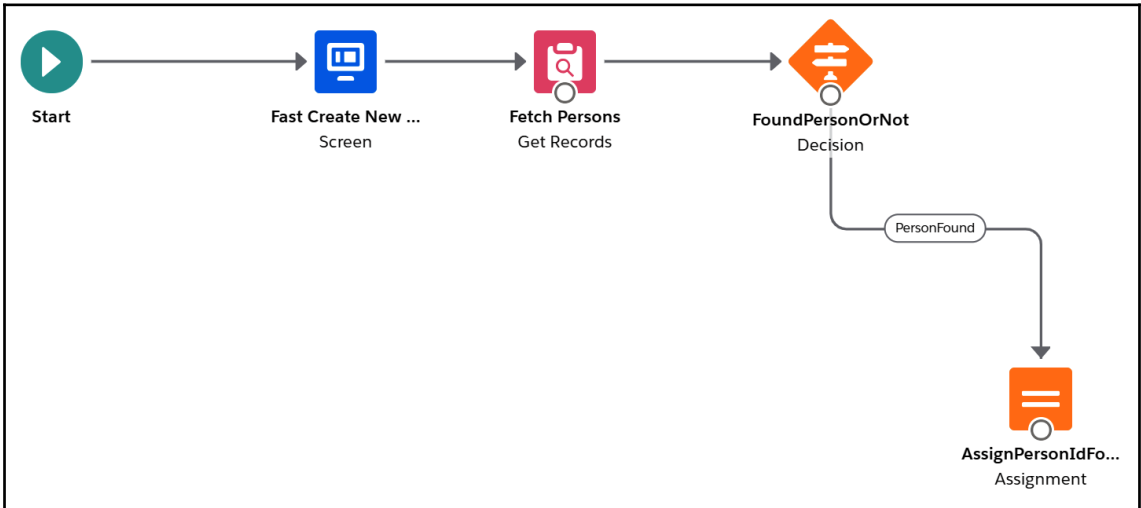
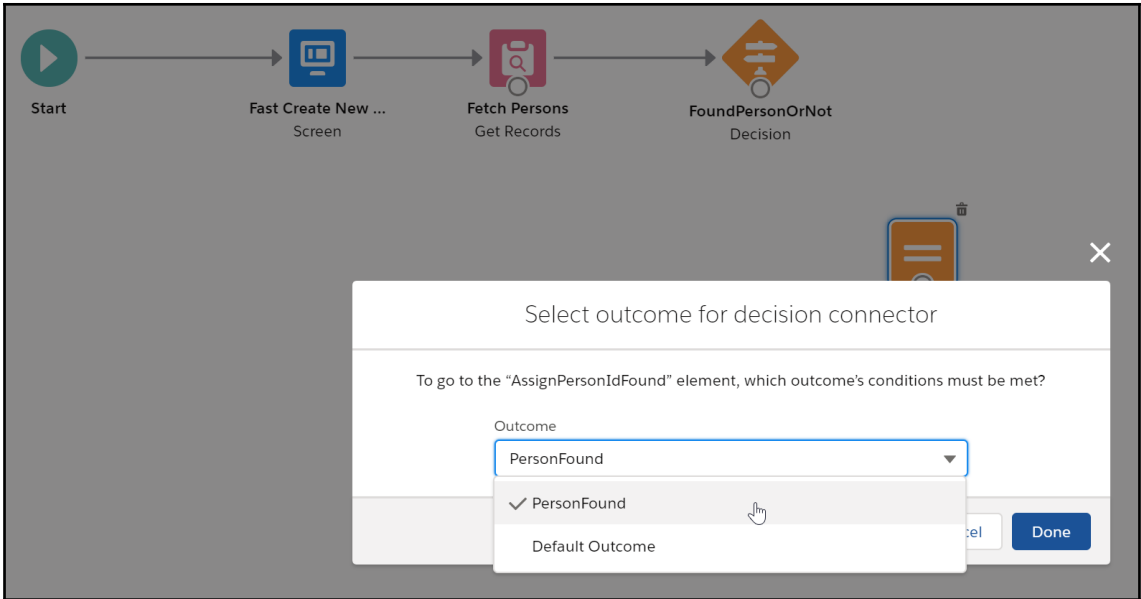
Set Variable Values

Each variable is modified by the operator and value combination.

Variable Operator Value

+ Add Assignment

Cancel Done



Edit Create Records

Create Salesforce records using values from the flow.

* Label * API Name

Description

How Many Records to Create

One
 Multiple

How to Set the Record Fields

Use all values from a record variable
 Use separate variables, resources, and literal values

Create a Record of This Object

* Object

Set Field Values for the Movie

Field	Value
<input type="text" value="Budget__c"/>	<input type="text" value="{!Budget}"/>
<input type="text" value="Cover_URL__c"/>	<input type="text" value="{!Cover_URL}"/>
<input type="text" value="Description__c"/>	<input type="text" value="{!Description}"/>
<input type="text" value="Director__c"/>	<input type="text" value="{!PersonIdToUse}"/>
<input type="text" value="Genre__c"/>	<input type="text" value="{!GenrePick}"/>
<input type="text" value="Name"/>	<input type="text" value="{!Movie_Title}"/>
<input type="text" value="Release_Date__c"/>	<input type="text" value="{!Release_Date}"/>
<input type="text" value="Runtime__c"/>	<input type="text" value="{!Runtime}"/>

[+ Add Field](#)

Store Movie ID in Variable

Variable

New Create Records

Create Salesforce records using values from the flow.

* Label * API Name

Description

How Many Records to Create

One
 Multiple

How to Set the Record Fields

Use all values from a record variable
 Use separate variables, resources, and literal values

Create a Record of This Object

* Object

Create a Record of This Object

* Object

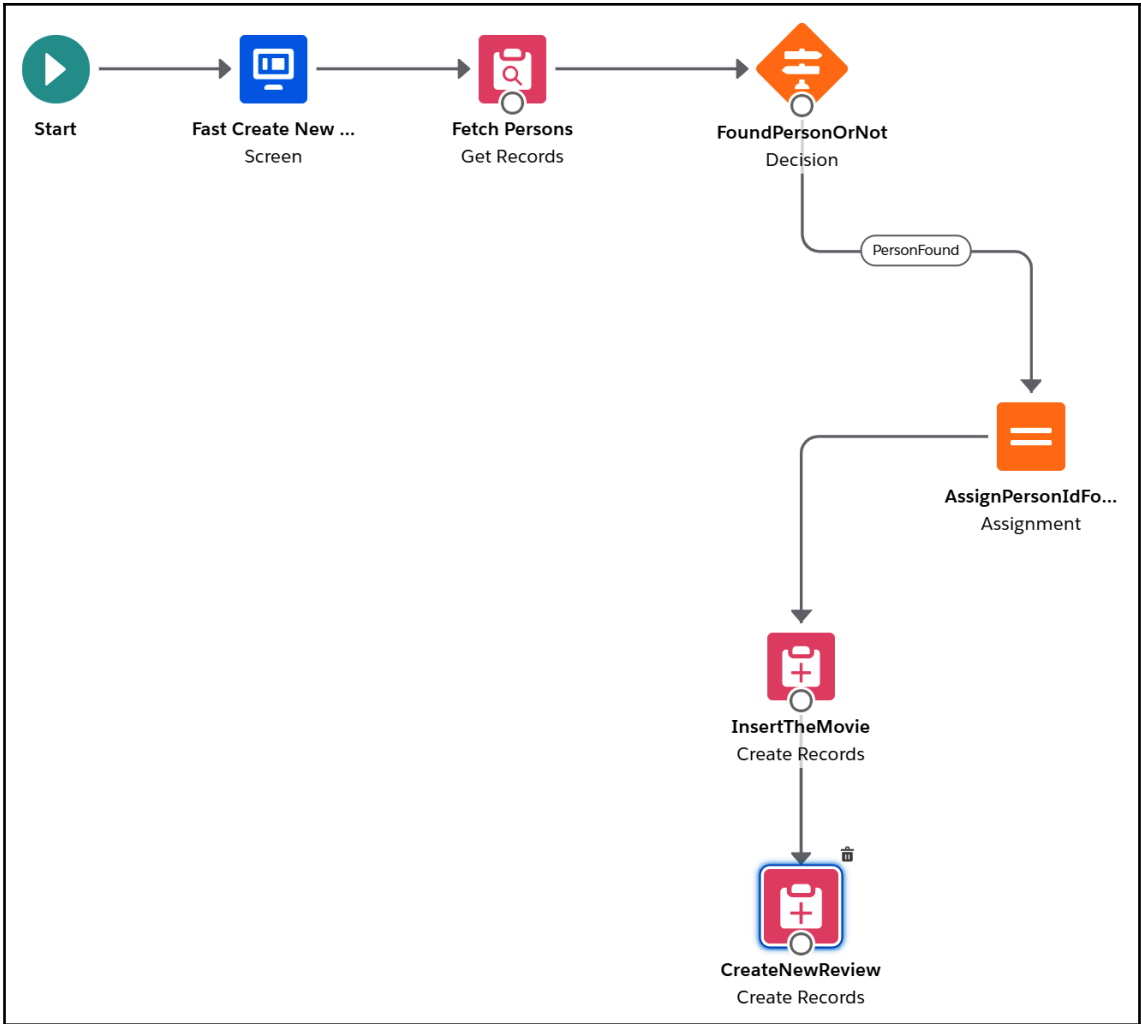
Set Field Values for the Review

Field	←	Value	
<input type="text" value="Description__c"/>		<input type="text" value="{!Review_Description}"/>	
Field	←	Value	
<input type="text" value="Movie_Title__c"/>		<input type="text" value="{!NewlyCreatedMovieId.Id}"/>	
Field	←	Value	
<input type="text" value="Rating__c"/>		<input type="text" value="{!Review_Rating}"/>	
Field	←	Value	
<input type="text" value="Status__c"/>		<input type="text" value="Pending Review"/>	

[+ Add Field](#)

Store Review ID in Variable

Variable



New Create Records

Create Salesforce records using values from the flow.

* Label

* API Name

Description

How Many Records to Create

- One
 Multiple

How to Set the Record Fields

- Use all values from a record variable
 Use separate variables, resources, and literal values

Create a Record of This Object

* Object

Set Field Values for the Person

Field

Value



Field

Value



Field

Value



+ Add Field

Store Person ID in Variable

Variable

Cancel

Done

New Assignment

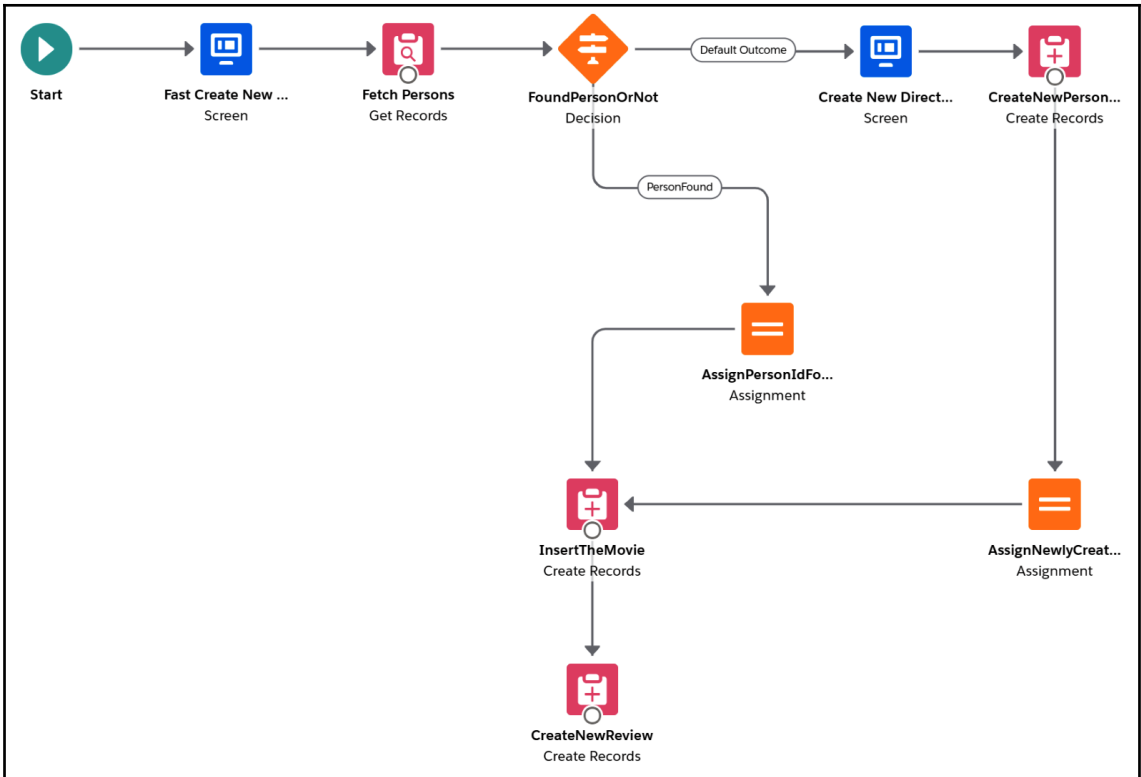
* Label: * API Name:

Description:

Set Variable Values

Each variable is modified by the operator and value combination.

Variable: Operator: Value:



Save the flow

* Flow Label

* Flow API Name


Description

* Type

[Show Advanced](#)


Cancel

Save

 **Flows**

Flow
FastCreateMovieWizard [Help for this Page](#)

[Back to List: Flows](#)

Flow Detail 

[Edit](#) [Open](#) [Run](#) [Delete](#)

Flow Label	FastCreateMovieWizard	Flow API Name	FastCreateMovieWizard
Description		Namespace Prefix	
URL	/flow/FastCreateMovieWizard	Type	Screen Flow
Activated/Deactivated By		Active Version	
Created By	Jan_Vandeveldt, 23/12/2018 11:19	Template	False
		Modified By	Jan_Vandeveldt, 24/12/2018 10:16

Flow Versions

Action	Flow Label	Version	Description	Built with	Created Date	Type	Status
Open Run Activate	FastCreateMovieWizard	1		Flow Builder	24/12/2018 10:16	Screen Flow	Inactive

BIM DB Home Movies Persons Companies

All Search Salesforce

FastCreateMovieWizard

Fill in the necessary fields to create a new movie record

* Movie Title

Release Date

Genre
Action
Adventure
Animation
Biography
Comedy

Runtime

Budget

Cover URL

Description

Fill in First Name and Last Name of the Director. If the Director already exists, it will be linked automatically. If not you'll be asked to enter some more details in the next step.

All [More](#)
All
1 item, sorted by Movie Title
The Godfather

All [More](#)
All
1 item, sorted by Person Name
Francis Ford Coppola

Chapter 4: Apex Basics

Class = the blueprint to build instances of cars out of

```

Public class Car{
//this static field is a class field and
//so does not require an instance of the
//class.
public static Integer count = 0;

//Fields each car will have
public String brand = '';
public String model = '';
public String color = '';

//The constructor
public Car(String aBrand, String aModel, String aColor){
this.brand = aBrand;
this.model = aModel;
this.color = aColor;
count++;
}

//The methods a car can do
public void start(){
System.debug('Vroom, vroom!');
}

public void stop(){
System.debug('The car has stopped!');
}

public void accelerate(){
System.debug('Going even faster!');
}
}
    
```

```

Car blueCar = new Car('Volvo', 'V40', 'blue');
System.debug(blueCar.brand); // would output 'Volvo'
System.debug(blueCar.start()); // would output 'Vroom, Vroom!'
    
```

```

Car redCar = new Car('Renault', 'Clio', 'red');
System.debug(redCar.model); // would output 'Clio'
System.debug(redCar.stop()); // would output 'The car has stopped!'
    
```

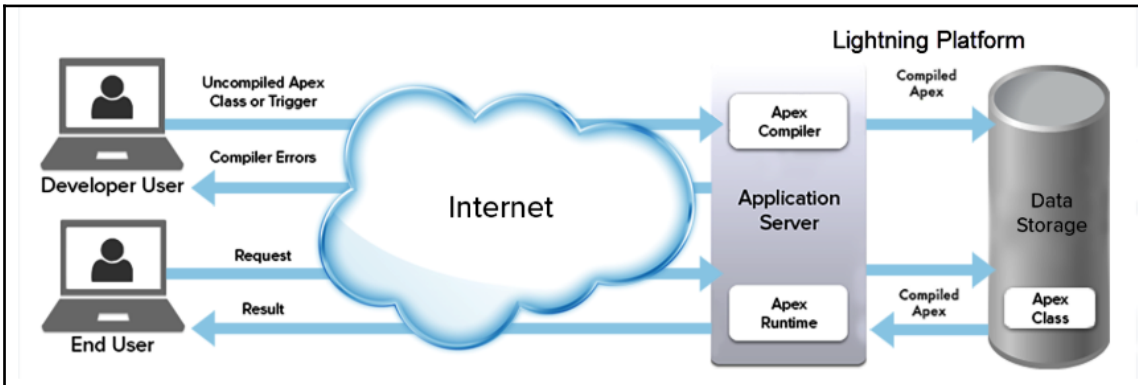
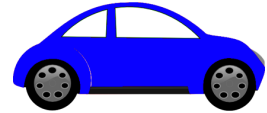
```

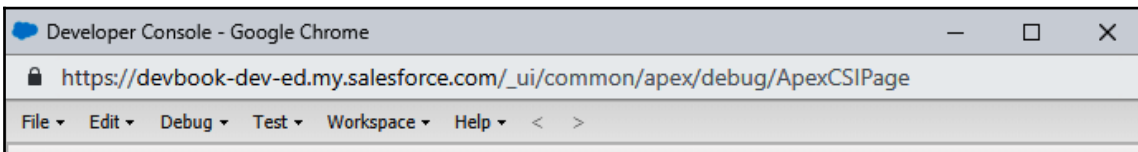
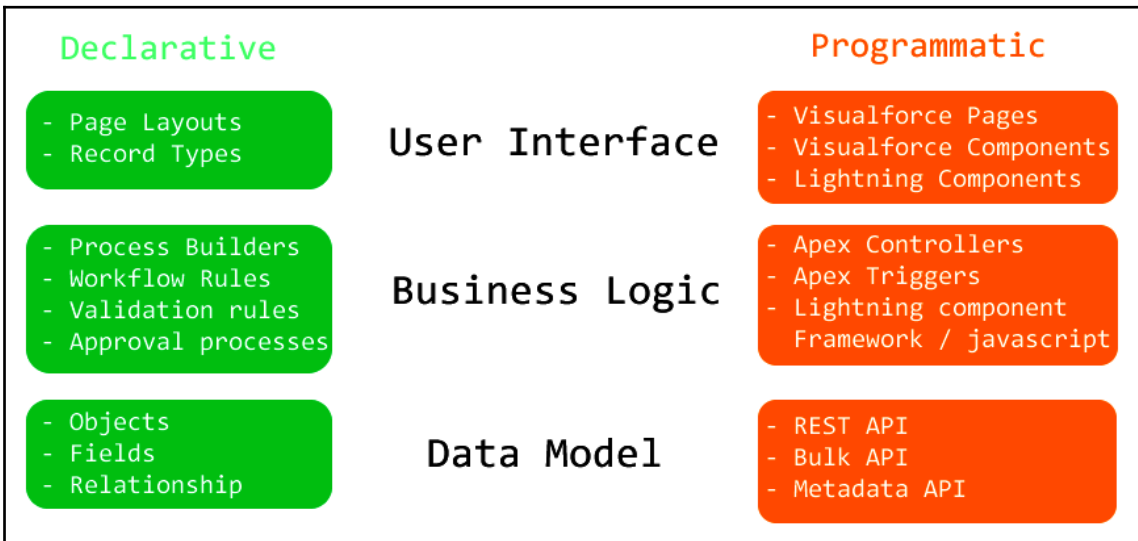
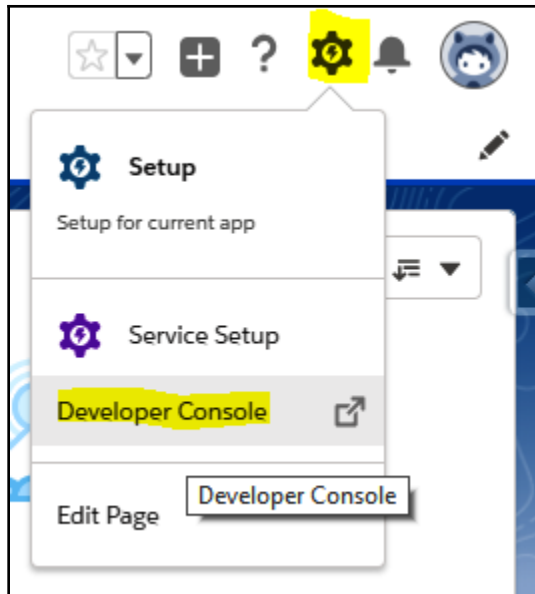
Car yellowCar = new Car('Nissan', 'Micra', 'yellow');
System.debug(yellowCar.color); // would output 'yellow'
System.debug(redCar.accelerate()); // would output 'Going even faster!'
    
```

```

System.debug(Car.count); // would be 3
System.debug(redCar.count); // would also be 3 because it's a static
variable of the class, instances do not
get their own separate version of the field!
    
```

Object = an instance created from a Class with its own characteristics





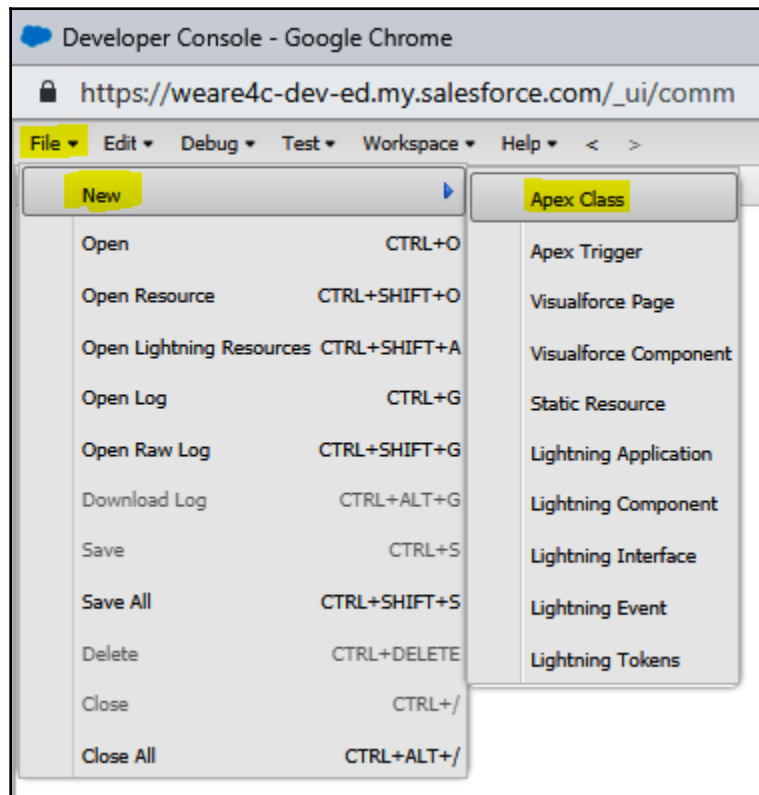
Log executeAnonymous @10-11-2018 16:28:15		
Execution Log		
Timestamp	Event	Details
16:28:15:001	USER_INFO	[EXTERNAL] 0051t000000lwEm gunther.roskams@weare4c.com.googledrive Heure d'Europe centrale GMT+01:00
16:28:15:001	EXECUTION_ST...	
16:28:15:001	CODE_UNIT_ST...	[EXTERNAL] 01p1t000006UKBg Account_TriggerHandler_Test.CreateGoogleFolders()
16:28:15:004	SYSTEM_MODE...	false
16:28:15:004	SYSTEM_MODE...	false
16:28:15:004	SYSTEM_MODE...	false
16:28:15:006	SYSTEM_MODE...	false
16:28:15:013	DML_BEGIN	[77] Op:Insert Type:Account Rows:1
16:28:15:035	CODE_UNIT_ST...	[EXTERNAL] DuplicateDetector
16:28:15:035	DUPLICATE_DE...	
16:28:15:037	DUPLICATE_DE...	DuplicateRuleId:0Bm1t000000yPXx DuplicateRuleName:Standard Account Duplicate Rule DmlType:INSERT
16:28:15:059	DUPLICATE_DE...	EntityType:Account ActionTaken:Allow_[Alert,Report] DuplicateRecordIds:
16:28:15:059	DUPLICATE_DE...	EntityType:Account NumRecordsToBeSaved:1 NumRecordsToBeSavedWithDuplicates:0 NumDuplicateRecordsFound:0
16:28:15:059	DUPLICATE_DE...	
16:28:15:059	CODE_UNIT_FI...	DuplicateDetector
16:28:15:098	CODE_UNIT_ST...	[EXTERNAL] 01q1t000000QdgT Account_Trigger on Account trigger event AfterInsert _sfdc_trigger/Account_Trigger
16:28:15:100	SYSTEM_MODE...	false

```

RESTConnectionAbstract.apxc
Code Coverage: None | API Version: 43
18
19 public abstract class RESTConnectionAbstract {
20
21     public final Set<String> setPossibleMethods = new Set<String>{'GET', 'POST', 'PUT', 'DELETE'};
22     @TestVisible
23     private static final String DEFAULT_METHOD = 'GET';
24     public CalloutParameters oCalloutParameters {get; protected set;}
25     public String sMethod {get; set;}
26
27     /**
28      * Constructor of the service. The service will be constructed with the parameters for the ca
29      *
30      * @param theParameters: the parameters for the callout. In these parameters, you can find at
31      * Dependent of the service, you may need authentication details like a username-password com
32      */
33     public RESTConnectionAbstract(CalloutParameters theParameters) {
34         this.oCalloutParameters = theParameters;
35         // the default method to send the HTTP request is GET
36         this.sMethod = DEFAULT_METHOD;
37     }
38
39

```


User	Application	Operation	Time	Status	Read	Size
<input type="checkbox"/> Filter <input type="text" value="Click here to filter the log list"/>						



Enter Apex Code

```

1 MovieSelector ms = new MovieSelector('Lethal Weapon');
2 System.debug(ms.getTheMovieTitle());

```

Open Log

User	Application	Operation	Time	Status	Read	Size
→	Unknown	/services/data/v44.0/tooling/execut...	10-11-2018 21:21:09	Success		3.91 KB

Change Log Levels

General Trace Settings for You

Name	Start Date	Expiration	LogType	DebugLevel	DebugLevel Action
General	8:48 PM	9:37 PM	DEVELOPER_LOG	SFDC_DevConsole	Add/Change

Class and Trigger Trace Overrides

Name	Start Date	Expiration	LogType	DebugLevel	DebugLevel Action

Change DebugLevel

Add Remove

DebugLevel	DB	Callouts	ApexCode	Validation	Workflow	Profiling	Visualforce	System	Wave	Nba
SFDC_DevConsole	INFO	INFO	FINEST	INFO	INFO	INFO	INFO	DEBUG		

- NONE
- ERROR
- WARN
- INFO
- DEBUG
- FINE
- FINER
- FINEST

Done

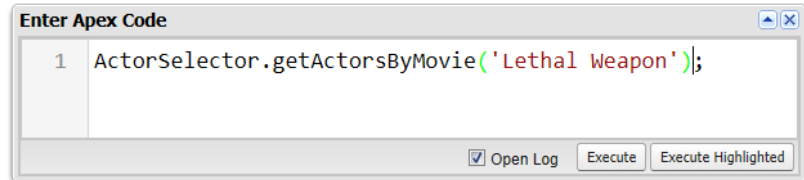
Execution Log		
Timestamp	Event	Details
08:56:46:003	USER_DEBUG	[2] DEBUG Lethal Weapon

This Frame
 Executable
 Debug Only
 Filter
 [Click here to filter the log](#)

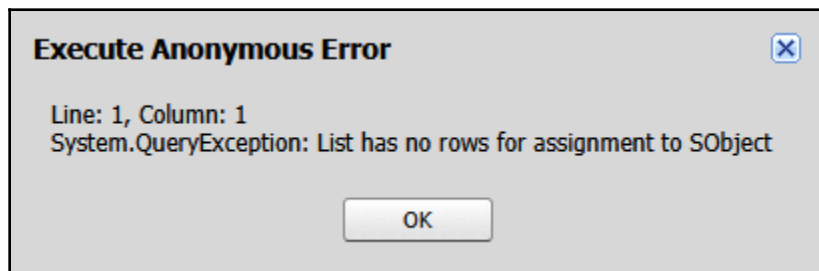
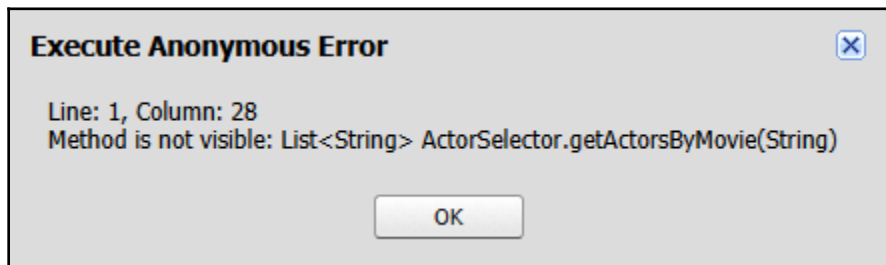
Execution Log		
Timestamp	Event	Details
08:59:51:004	USER_DEBUG	[1] DEBUG Lethal Weapon

```
public class ActorSelector{
    public static String myString = '';

    public static List<String> getActorsByMovie(String sMovieTitle){
        System.debug(sMovieTitle);
        return null;
    }
}
```



Execution Log		
Timestamp	Event	Details
15:49:21:003	USER_DEBUG	[5] DEBUG Lethal Weapon



Execution Log		
Timestamp	Event	Details
14:45:04:007	USER_DEBUG	[2] DEBUG ()
14:45:04:007	USER_DEBUG	[3] DEBUG 0

Cast Custom Field Help for this Page ?

Movie

[Back to Cast](#)

[Validation Rules](#) [0]

Custom Field Definition Detail

Field Information

Field Label	Movie	Object Name	Cast
Field Name	Movie	Data Type	Master-Detail
API Name	Movie__c		
Description			
Help Text			
Created By	Jan Vandevelde, 12/11/2018 04:37	Modified By	Jan Vandevelde, 12/11/2018 04:37


Master-Detail Options

Related To	Movie	Child Relationship Name	Cast
Related List Label	Cast		
Sharing Setting	Read/Write: Allows users with at least Read/Write access to the Master record to create, edit, or delete related Detail records.		

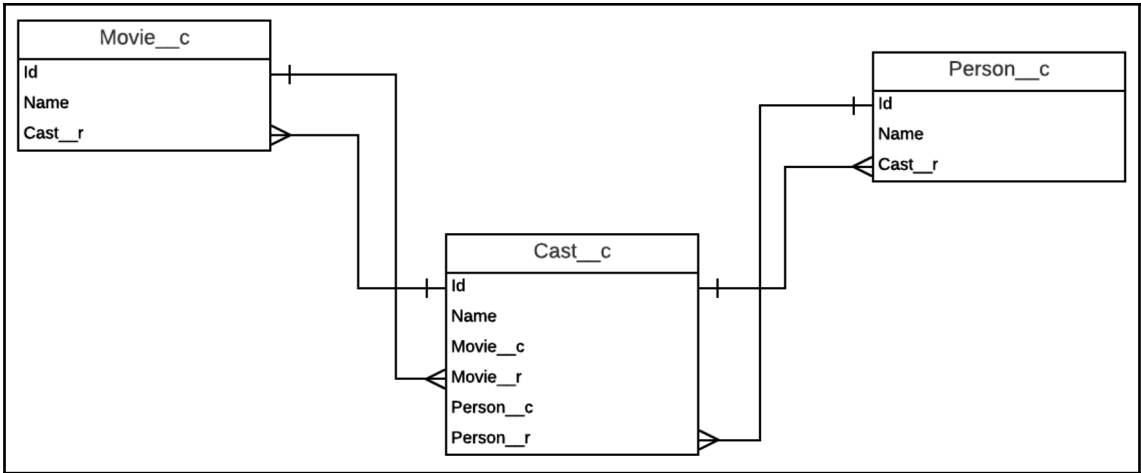
Standard & Custom Objects

Choose an object to describe:

Movie__c ▾

[Expand All](#) | [Collapse All](#) | [Clear Cache](#) 

- 📁 Attributes
- 📁 View
- 📁 Child Relationships (32)
 - 📁 ActivityHistory.WhatId
 - 📁 AttachedContentDocument.LinkedEntityId
 - 📁 Attachment.ParentId
 - 📁 Cast__c, Movie__c
 - ❖ cascadeDelete: **true**
 - ❖ childSObject: **Cast__c**
 - ❖ deprecatedAndHidden: **false**
 - ❖ field: **Movie__c**
 - ❖ relationshipName: **Cast__r**



Developer Console - Google Chrome
https://devbook-dev-ed.my.salesforce.com/_ui/common/apex/debug/ApexCSIPage

File Edit Debug Test Workspace Help < >

Movie__c@11:58 AM

SELECT Name FROM Movie__c

Query Results - Total Rows: 7

Name
Bumblebee
The Shawshank Redemption
The Dark Knight
Batman Begins
Schindler's List
Pulp Fiction
The Godfather

Query Grid: Save Rows Insert Row Delete Row Refresh Grid

Access in Salesforce: Create New Open Detail Page Edit Page Open Detail Page Edit Page

Logs Tests Checkpoints **Query Editor** Progress Problems

SELECT Name FROM Movie__c

Any query errors will appear here...

Execute Use Tooling API

History

Executed	OM Movie__c
SELECT Name FROM Movie__c	OM Movie__c

Developer Console - Google Chrome
 https://devbook-dev-ed.my.salesforce.com/_ui/common/apex/debug/ApexCSIPage

File Edit Debug Test Workspace Help < >

Cast_c@3:46 PM

SELECT Name, Movie__r.Name FROM Cast__c

Query Results - Total Rows: 22

Name	Movie__r.Name
Andy Dufresne	The Shawshank Redemption
Ellis Boyd 'Red' Redding	The Shawshank Redemption
Warden Norton	The Shawshank Redemption
Don Vito Corleone	The Godfather
Kay Adams	The Godfather
Sonny Corleone	The Godfather
Tom Hagen	The Godfather
Jim Gordon	Batman Begins
Rachel	The Dark Knight
Alfred	The Dark Knight
Lucius Fox	Batman Begins
Joker	The Dark Knight
Bruce Wayne / Batman	Batman Begins
Ducard	Batman Begins
Bruce Wayne	The Dark Knight
Lucius Fox	The Dark Knight
Alfred	Batman Begins
Rachel Dawes	Batman Begins
Oskar Schindler	Schindler's List
Itzhak Stern	Schindler's List
Amon Goeth	Schindler's List
Michael Corleone	The Godfather

Query Grid: Save Rows Insert Row Delete Row Refresh Grid

Access in Salesforce: Create New Open Detail Page Edit Page

Logs Tests Checkpoints **Query Editor** View State Progress Problems

SELECT Name, Movie__r.Name FROM Cast__c

Any query errors will appear here...

Execute Use Tooling API

History

- Executed
- FIND {an} IN ALL FIELDS RETURNING Movie__c(Id, ...
- FIND {search} IN ALL FIELDS RETURNING Movie__c(...
- FIND {an} IN ALL FIELDS RETURNING Movie__c(Id, ...
- SELECT Name FROM Account WHERE Id = '00111000...
- SELECT Name, Rating__c FROM Cast__c

Developer Console - Google Chrome
 https://devbook-dev-ed.my.salesforce.com/_ui/common/apex/debug/ApexCSPage

File Edit Debug Test Workspace Help < >

Movie__c@12:04 PM

SELECT Name, (SELECT Name FROM Cast__r) FROM Movie__c

Query Results - Total Rows: 7

Name	Cast__r
Bumblebee	
The Shawshank Redemption	[{"Name": "Ellis Boyd 'Red' Redding"}, {"Name": "Warden Norton"}, {"Name": "Andy Dufresne"}]
The Dark Knight	[{"Name": "Lucius Fox"}, {"Name": "Bruce Wayne"}, {"Name": "Joker"}, {"Name": "Alfred"}, {"Name": "Rachel"}]
Batman Begins	[{"Name": "Alfred"}, {"Name": "Rachel Dawes"}, {"Name": "Ducard"}, {"Name": "Jim Gordon"}, {"Name": "Lucius Fox"}, {"Name": "Bruce Wayne / Batman"}]
Schindler's List	[{"Name": "Amon Goeth"}, {"Name": "Itzhak Stern"}, {"Name": "Oskar Schindler"}]
Pulp Fiction	
The Godfather	[{"Name": "Michael Corleone"}, {"Name": "Kay Adams"}, {"Name": "Sonny Corleone"}, {"Name": "Tom Hagen"}, {"Name": "Don Vito Corleone"}]

Query Grid: Save Rows Insert Row Delete Row Refresh Grid Access in Salesforce: Create New Open Detail Page Edit Page

Logs Tests Checkpoints **Query Editor** Progress Problems

SELECT Name, (SELECT Name FROM Cast__r) FROM Movie__c

Any query errors will appear here...

Execute Use Tooling API

History

- Executed
- SELECT Name FROM Movie__c
- SELECT Name, Movie__c FROM Cast__c GROUP B...
- SELECT Name, Movie__c FROM Cast__c GROUP B...
- SELECT Name, (SELECT Name FROM Cast__r) FR...

Developer Console - Google Chrome
 https://devbook-dev-ed.my.salesforce.com/_ui/common/apex/debug/ApexCSIPage

File Edit Debug Test Workspace Help < >

Cast__c@12:06 PM

```
SELECT Person__r.Name FROM Cast__c
```

Query Results - Total Rows: 22

Person__r.Name
Tim Robbins
Morgan Freeman
Bob Gunton
Marlon Brando
Diane Keaton
James Caan
Robert Duvall
Gary Oldman
Maggie Gyllenhaal
Michael Caine
Morgan Freeman

Query Grid: Save Rows Insert Row Delete Row Refresh Grid

Access in Salesforce: Create New Open Detail Page Edit Page

Logs Tests Checkpoints **Query Editor** Progress Problems

```
SELECT Person__r.Name FROM Cast__c
```

Any query errors will appear here...

Execute Use Tooling API

History

- Executed
- SELECT Name FROM Movie__c
- SELECT Name, Movie__c FROM Cast__c GROU...
- SELECT Name, Movie__c FROM Cast__c GROU...
- SELECT Name, (SELECT Name FROM Cast__r)...
- SELECT Person__r.Name FROM Cast__c

Developer Console - Google Chrome
 https://devbook-dev-ed.my.salesforce.com/_ui/common/apex/debug/ApexCSIPage

File Edit Debug Test Workspace Help < >

Movie_c@12:08 PM

```
SELECT Name, (SELECT Name, Person__r.Name FROM Cast__r) FROM Movie__c
```

Query Results - Total Rows: 7

Name	Cast__r
Bumblebee	
The Shawshank Redemption	[{"Name": "Ellis Boyd Red Redding", "Person__r": {"attributes": {"type": "Person__c", "url": "/services/data/v44.0/objects/Person__c/a0211000005d7h9AAA"}, "Name": "Morgan Freeman"}}, {"Name": "Warden Norton", "P...
The Dark Knight	[{"Name": "Lucius Fox", "Person__r": {"attributes": {"type": "Person__c", "url": "/services/data/v44.0/objects/Person__c/a0211000005d7h9AAA"}, "Name": "Morgan Freeman"}}, {"Name": "Bruce Wayne", "Person__r": {"att...
Batman Begins	[{"Name": "Alfred", "Person__r": {"attributes": {"type": "Person__c", "url": "/services/data/v44.0/objects/Person__c/a0211000005d7hFAAQ"}, "Name": "Michael Caine"}}, {"Name": "Rachel Dawes", "Person__r": {"attribu...
Schindler's List	[{"Name": "Amon Goeth", "Person__r": {"attributes": {"type": "Person__c", "url": "/services/data/v44.0/objects/Person__c/a0211000005d7hMAAQ"}, "Name": "Ralph Fiennes"}}, {"Name": "Itzhak Stern", "Person__r": {"attri...
Pulp Fiction	
The Godfather	[{"Name": "Michael Corleone", "Person__r": {"attributes": {"type": "Person__c", "url": "/services/data/v44.0/objects/Person__c/a0211000005d7h2AAA"}, "Name": "Al Pacino"}}, {"Name": "Kay Adams", "Person__r": {"attribu...

Query Grid: Save Rows Insert Row Delete Row Refresh Grid Access in Salesforce: Create New Open Detail Page Edit Page

Logs Tests Checkpoints Query Editor Progress Problems

```
SELECT Name, (SELECT Name, Person__r.Name FROM Cast__r) FROM Movie__c
```

Any query errors will appear here...

Execute Use Tooling API

History

- Executed
- SELECT Name FROM Movie__c
- SELECT Name, Movie__c FROM Cast__c GROUP BY Mov...
- SELECT Name, Movie__c FROM Cast__c GROUP BY Name
- SELECT Name, (SELECT Name FROM Cast__r) FROM M...
- SELECT Person__r.Name FROM Cast__c

Developer Console - Google Chrome
 https://devbook-dev-ed.my.salesforce.com/_ui/common/apex/debug/ApexCSIPage

File Edit Debug Test Workspace Help < >

SOSL@12:17 PM

```
FIND {search} IN NAME FIELDS
```

Search Results - Total Rows: 0

Logs Tests Checkpoints Query Editor Progress Problems

```
FIND {search} IN NAME FIELDS
```

Any query errors will appear here...

Execute Use Tooling API

History

- Executed
- SELECT Name FROM Movie__c
- SELECT Name, Movie__c FROM Cast__c GROUP BY Mov...
- SELECT Name, Movie__c FROM Cast__c GROUP BY Name
- SELECT Name, (SELECT Name FROM Cast__r) FROM M...
- SELECT Person__r.Name FROM Cast__c

Developer Console - Google Chrome
 https://devbook-dev-ed.my.salesforce.com/_ui/common/apex/debug/ApexCSIPage

File Edit Debug Test Workspace Help < >

SOSL@12:20 PM

FIND {an} IN ALL FIELDS RETURNING Movie__c(Id, Name), Person__c(Name)

Search Results - Total Rows: 15

Movie__c (1) Person__c (14)

Id	Name
a001t000002cT7nAAE	The Godfather

Access in Salesforce: Create New Open Detail Page Edit Page

Logs Tests Checkpoints Query Editor Progress Problems

FIND {an} IN ALL FIELDS RETURNING Movie__c(Id, Name), Person__c(Name)

Any query errors will appear here...

Execute Use Tooling API

History

- Executed
- SELECT Name FROM Movie__c
- SELECT Name, Movie__c FROM Cast__c GROUP BY Mov...
- SELECT Name, Movie__c FROM Cast__c GROUP BY Name
- SELECT Name, (SELECT Name FROM Cast__r) FROM M...
- SELECT Person__r.Name FROM Cast__c

Log executeAnonymous @12/28/2018, 11:50:38 AM Log executeAnonymous @12/28/2018, 11:58:12 AM

Execution Log

Timestamp	Event	Details
11:58:12:097	USER_DEBUG	[13] DEBUG Required fields are missing: [Name]
11:58:12:097	USER_DEBUG	[16] DEBUG Account Successfully inserted. Id: 0011t00000CiQOkAAN

Execution Log

Timestamp	Event	Details
14:05:12:200	USER_DEBUG	[22] DEBUG Records not inserted: Insert failed. First exception on row 3; first error: REQUIRED_FIELD_MISSING, Required fields are missing: [LastName]: [LastName]

Log executeAnonymous @12/28/2018, 2:05:12 PM

Execution Log

Timestamp	Event	Details
14:05:12:085	STATEMENT_EX...	[16]
14:05:12:085	HEAP_ALLOCATE	[16] Bytes:4
14:05:12:085	VARIABLE_SCO...	[16] stContacts List<Contact> true false
14:05:12:085	VARIABLE_ASSI...	[16] stContacts [{{"LastName":"test Contact 1", "AccountId":"0011t00000CiQYUAA3"}},

Log executeAnonymous @12/28/2018, 2:05:12 PM Account@2:27 PM

```
SELECT Name FROM Account WHERE Id = '0011t00000CiQYUAA3'
```

Query Results - Total Rows: 0

Name

Cast

New Custom Field

Step 2. Enter the details

Field Label i

Values

- Use global picklist value set
- Enter values, with each value separated by a new line

1
2
3
4
5

- Display values alphabetically, not in the order entered
- Use first value as default value i
- Restrict picklist to the values defined in the value set i

Field Name i

Description

Help Text i

Required Always require a value in this field in order to save a record

Default Value **Show Formula Editor**

i

Use [formula syntax](#): Enclose text and picklist value API names in double quotes: ("the_text"), include numbers without quotes: (25), show percentages as decimals: (0.10), and express date calculations in the standard format: (Today() + 7)

Execution Log		
Timestamp	Event	Details
15:23:48:022	DML_BEGIN	[9] Op:Update Type:Cast__c Rows:22
15:23:48:087	DML_END	[9]
15:23:48:000	LIMIT_USAGE_...	Number of DML statements: 1 out of 150
15:23:48:000	LIMIT_USAGE_...	Number of DML rows: 22 out of 10000

```
SELECT Name, Rating__c FROM Cast__c
```

Query Results - Total Rows: 22	
Name	Rating__c
Andy Dufresne	3
Ellis Boyd 'Red' Redding	3
Warden Norton	3
Don Vito Corleone	3
Kay Adams	3
Sonny Corleone	3
Tom Hagen	3
Jim Gordon	3
Rachel	3
Alfred	3
Lucius Fox	3
Joker	3
Bruce Wayne / Batman	3
Ducard	3
Bruce Wayne	3
Lucius Fox	3
Alfred	3

Account Acme

Type	Phone	Website	Account Owner Gunther Roskams	Account Site	Industry
------	-------	---------	---	--------------	----------

Related Details News

We found no potential duplicates of this account.

Contacts (3)

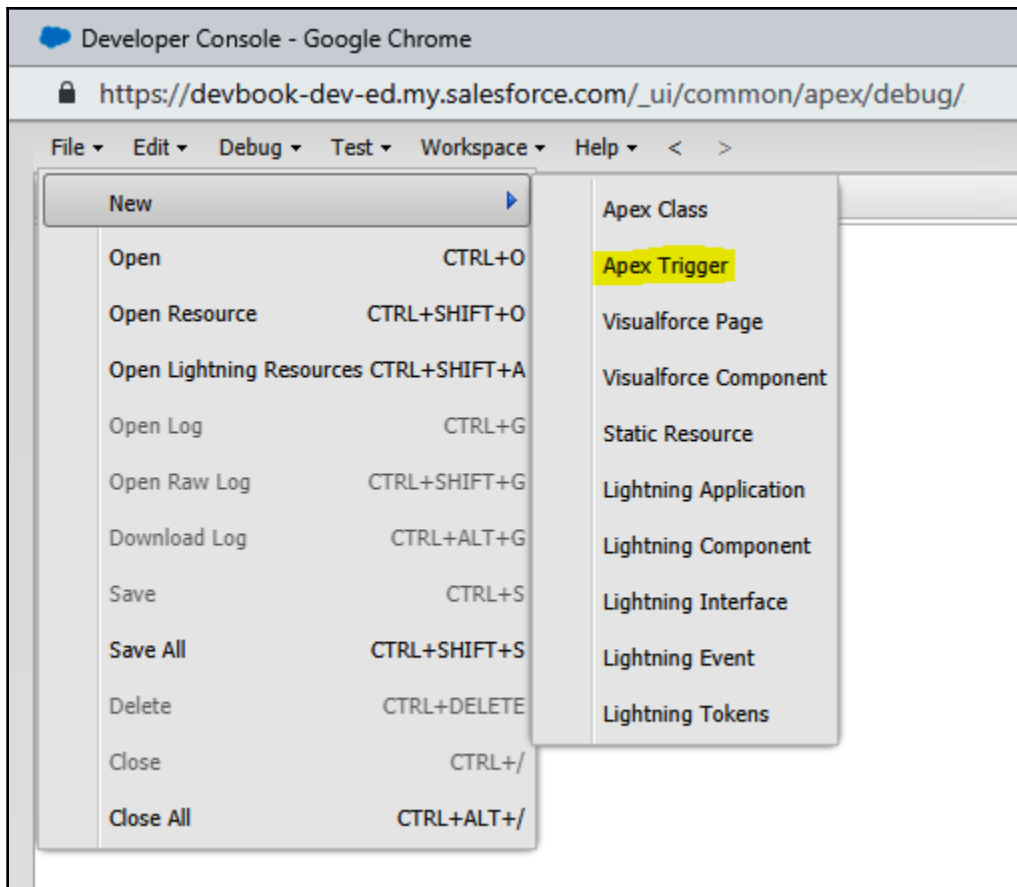
New

<div style="display: flex; align-items: center;"> <div style="font-weight: bold; text-decoration: underline;">Contact Acme</div> </div> <p style="font-size: 12px; margin: 2px 0;">Title: Email: Phone:</p>	<div style="display: flex; align-items: center;"> <div style="font-weight: bold; text-decoration: underline;">Contact Acme Inc.</div> </div> <p style="font-size: 12px; margin: 2px 0;">Title: Email: Phone:</p>	<div style="display: flex; align-items: center;"> <div style="font-weight: bold; text-decoration: underline;">Contact Acme NV</div> </div> <p style="font-size: 12px; margin: 2px 0;">Title: Email: Phone:</p>
---	--	--

[View All](#)

Chapter 5: Apex - Beyond the Basics

Before	Insert	The logic in the trigger will be executed before the insert of 1 or more records (validation, add some extra field info from other linked object)
After		The logic in the trigger will be executed after the insert of 1 or more records (perform callouts after insert of records)
Before	Update	The logic in the trigger will be executed before an update of 1 or more records
After		The logic in the trigger will be executed after an update of 1 or more records
Before	Delete	The logic in the trigger will be executed before a record is deleted (perform a check if a record may be deleted or not)
After		The logic in the trigger will be executed after a record is deleted (probable delete of the parent object if all of the children are deleted)
After	Undelete	The logic in the trigger will be executed after the recovering of a record



The image shows a dialog box titled "New Apex Trigger". It contains two input fields: "Name:" with the text "ShowHelloWorld" and "sObject:" with a dropdown menu showing "Account". A "Submit" button is located at the bottom right of the dialog.

Name:	<input type="text" value="ShowHelloWorld"/>
sObject:	<input type="text" value="Account"/>
<input type="button" value="Submit"/>	


```
ShowHelloWorld.apxt *  
Code Coverage: None API Version: 44  
1 trigger ShowHelloWorld on Account (before insert, before update) {  
2     System.debug('Hello World');  
3 }
```

Developer Console - Google Chrome
https://devbook-dev-ed.my.salesforce.com/_ui/common/apex/debug/ApexCSIPage

File Edit Debug Test Workspace Help

ShowHelloWorld
Code Coverage: None
Go To

```
1 trigger ShowHelloWorld on Account (before insert, before update) {  
2     System.debug('Hello World');  
3 }
```

Open Execute Anonymous Window CTRL+E
Execute Last CTRL+ALT+E
Switch Perspective
View Log Panels... CTRL+P
Perspective Manager...
Save Perspective
Save Perspective As...
 Auto-Hide Logs
 Show My Current Logs Only
 Show My Current Checkpoints Only
Clear
Change Log Levels...

Logs Tests Checkpoints Query Editor View State Progress Problems

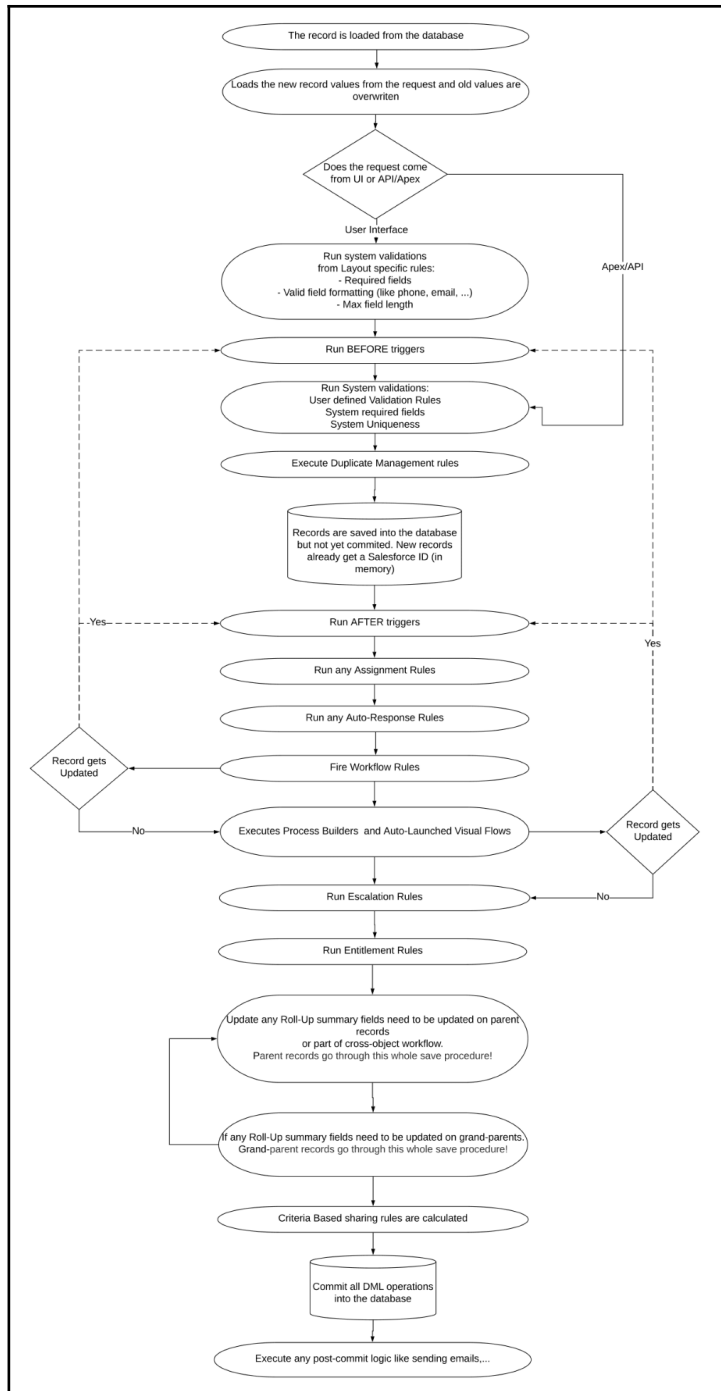
Enter SQL or SOSL query: SELECT columns FROM type WHERE predicates | FIND what IN type FIELDS RETURNING type(columns)[...]
Any query errors will appear here...

History
Executed
FIND {an} IN ALL FIELDS RETURNING M...
FIND {search} IN ALL FIELDS RETURNIN...
FIND {an} IN ALL FIELDS RETURNING M...
SELECT Name FROM Account WHERE Id ...
SELECT Name, Rating, ... FROM Cont...


https://devbook-dev-ed.my.salesforce.com/_ui/common/apex/debug/ApexCSIPage#

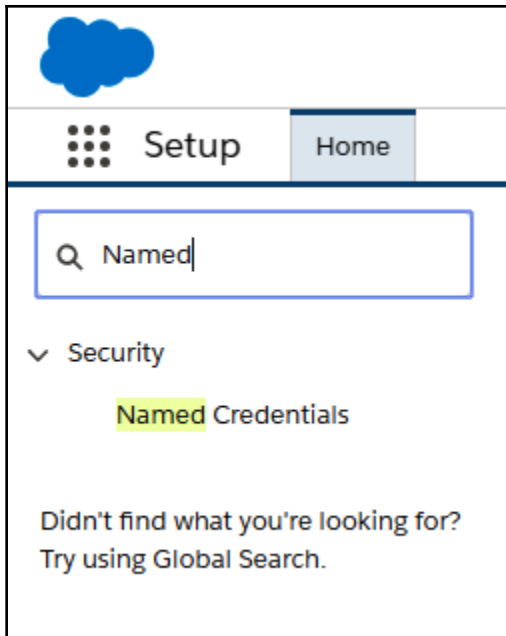
Execution Log		
Timestamp	Event	Details
16:30:50:003	HEAP_ALLOCATE	[2] Bytes:8
16:30:50:003	1 DML_BEGIN	[2] Op:Insert Type:Account Rows:1
16:30:50:003	HEAP_ALLOCATE	[EXTERNAL] Bytes:8
16:30:50:056	2 CODE_UNIT_STARTED	[EXTERNAL] 01q1t000000Fidi ShowHelloWorld on Account trigger event BeforeInsert __sfdc_trigger/ShowHelloWorld
16:30:50:056	HEAP_ALLOCATE	[EXTERNAL] Bytes:8
16:30:50:056	HEAP_ALLOCATE	[EXTERNAL] Bytes:1
16:30:50:056	HEAP_ALLOCATE	[EXTERNAL] Bytes:4
16:30:50:056	VARIABLE_SCOPE_BEGIN	[1] this ShowHelloWorld true false
16:30:50:056	VARIABLE_ASSIGNMENT	[1] this {} 0x2559c17d
16:30:50:057	HEAP_ALLOCATE	[EXTERNAL] Bytes:4
16:30:50:057	VARIABLE_SCOPE_BEGIN	[1] this ShowHelloWorld true false
16:30:50:057	VARIABLE_ASSIGNMENT	[1] this {} 0x2559c17d
16:30:50:057	STATEMENT_EXECUTE	[1]
16:30:50:057	STATEMENT_EXECUTE	[2]
16:30:50:057	HEAP_ALLOCATE	[2] Bytes:11
16:30:50:057	3 USER_DEBUG	[2] DEBUG Hello World
16:30:50:057	CUMULATIVE_LIMIT_USAGE	
16:30:50:057	LIMIT_USAGE_FOR_NS	(default)
16:30:50:000	LIMIT_USAGE_FOR_NS	Number of SOQL queries: 0 out of 100
16:30:50:000	LIMIT_USAGE_FOR_NS	Number of query rows: 0 out of 50000
16:30:50:000	LIMIT_USAGE_FOR_NS	Number of SOSL queries: 0 out of 20
16:30:50:000	LIMIT_USAGE_FOR_NS	Number of DML statements: 1 out of 150
16:30:50:000	LIMIT_USAGE_FOR_NS	Number of DML rows: 1 out of 10000
16:30:50:000	LIMIT_USAGE_FOR_NS	Maximum CPU time: 0 out of 10000
16:30:50:000	LIMIT_USAGE_FOR_NS	Maximum heap size: 0 out of 6000000
16:30:50:000	LIMIT_USAGE_FOR_NS	Number of callouts: 0 out of 100
16:30:50:000	LIMIT_USAGE_FOR_NS	Number of Email Invocations: 0 out of 10
16:30:50:000	LIMIT_USAGE_FOR_NS	Number of future calls: 0 out of 50
16:30:50:000	LIMIT_USAGE_FOR_NS	Number of queueable jobs added to the queue: 0 out of 50
16:30:50:000	LIMIT_USAGE_FOR_NS	Number of Mobile Apex push calls: 0 out of 10
16:30:50:000	LIMIT_USAGE_FOR_NS	
16:30:50:057	CUMULATIVE_LIMIT_USAGE_E...	
16:30:50:058	4 CODE_UNIT_FINISHED	ShowHelloWorld on Account trigger event BeforeInsert __sfdc_trigger/ShowHelloWorld

11:59:17:000	LIMIT_USAGE_...	Number of SOQL queries: 0 out of 100
11:59:17:000	LIMIT_USAGE_...	Number of query rows: 0 out of 50000
11:59:17:000	LIMIT_USAGE_...	Number of SOSL queries: 0 out of 20
11:59:17:000	LIMIT_USAGE_...	Number of DML statements: 1 out of 150
11:59:17:000	LIMIT_USAGE_...	Number of DML rows: 10 out of 10000
11:59:17:000	LIMIT_USAGE_...	Maximum CPU time: 0 out of 10000
11:59:17:000	LIMIT_USAGE_...	Maximum heap size: 0 out of 6000000
11:59:17:000	LIMIT_USAGE_...	Number of callouts: 0 out of 100
11:59:17:000	LIMIT_USAGE_...	Number of Email Invocations: 0 out of 10
11:59:17:000	LIMIT_USAGE_...	Number of future calls: 0 out of 50
11:59:17:000	LIMIT_USAGE_...	Number of queueable jobs added to the queue: 0 out of 50
11:59:17:000	LIMIT_USAGE_...	Number of Mobile Apex push calls: 0 out of 10



<p>View profile</p>	Settings
<p>Discussions</p> <p>Lists</p> <p>Ratings</p> <p>Watchlist</p>	<p>Edit Profile</p> <p>Account Settings</p> <p>Notification Settings</p> <p>Blocked Users</p> <p>Import List</p> <p>Sharing Settings</p> <p>Social Settings</p> <p>Connected Apps</p>
<p>Edit Profile</p> <p>Settings</p>	<p>API</p>
<p>Logout</p>	<p>Delete Account</p>








SETUP


Named Credentials

New Named Credential

Specify the callout endpoint's URL and the authentication settings that are required for Salesforce to make callouts to the remote system.

Save Cancel

Label 

Name 

URL


▼ Authentication


Certificate  


Identity Type

Authentication Protocol

▼ Callout Options

Generate Authorization Header 

Allow Merge Fields in HTTP Header 

Allow Merge Fields in HTTP Body 

Save Cancel

SEARCH

GET Search Companies

GET Search Collections

GET Search Keywords

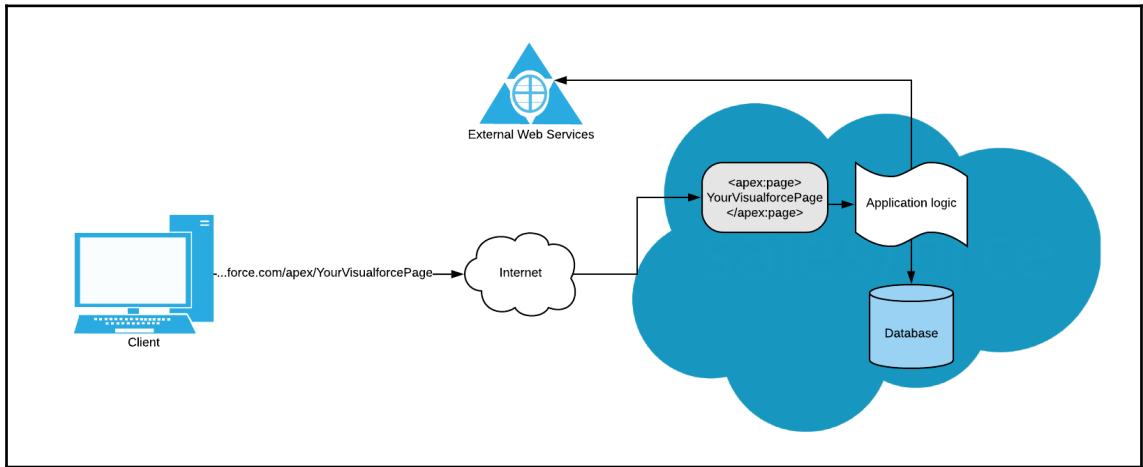
GET Search Movies

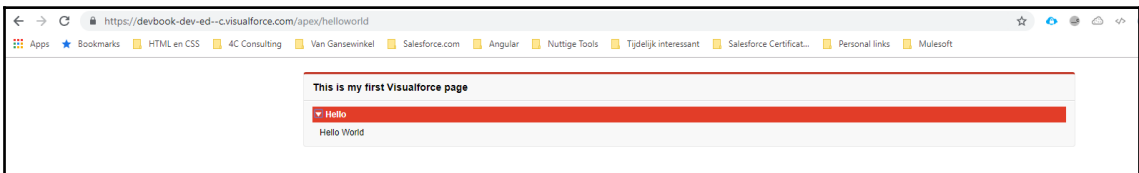
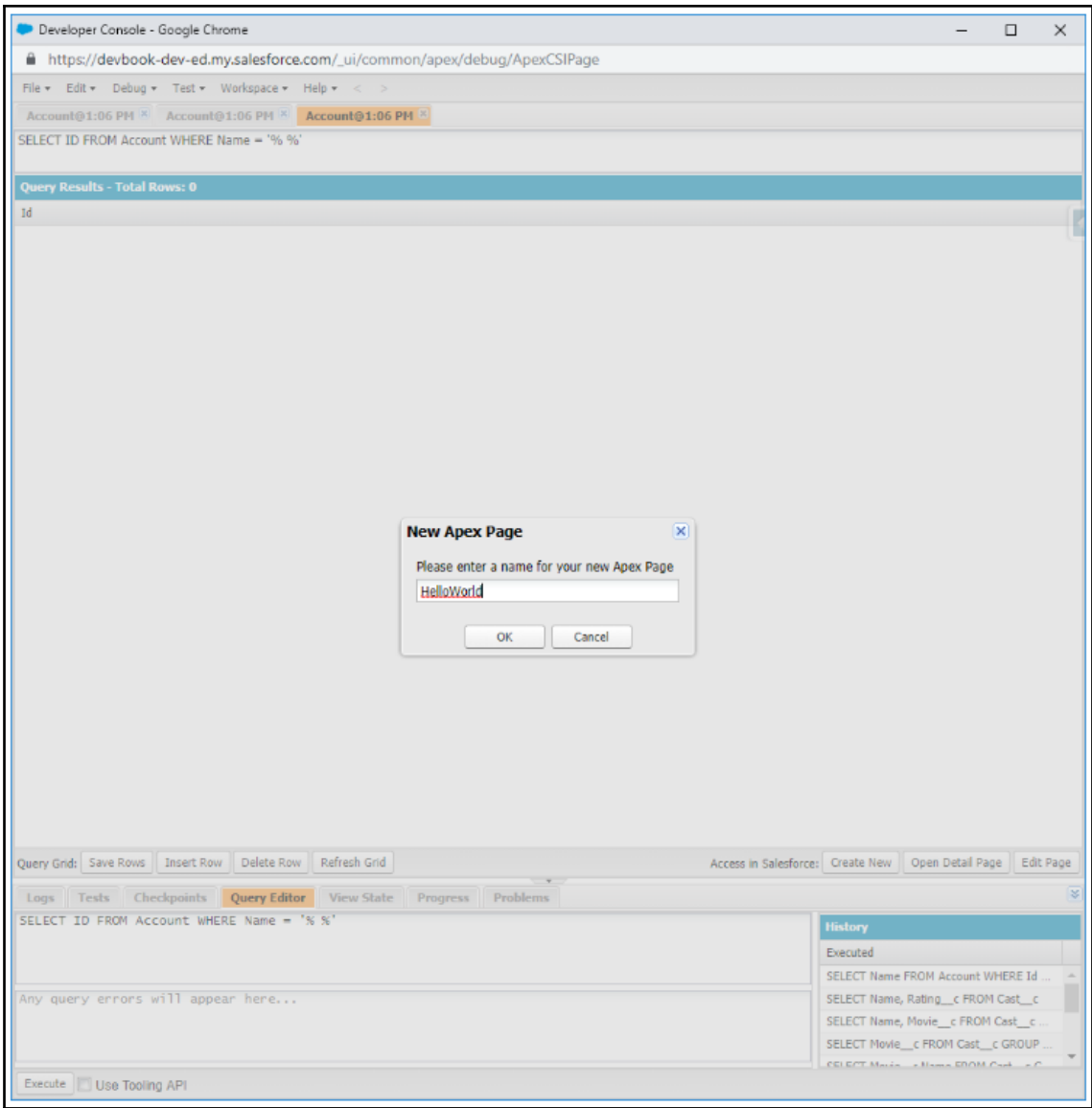
GET Multi Search

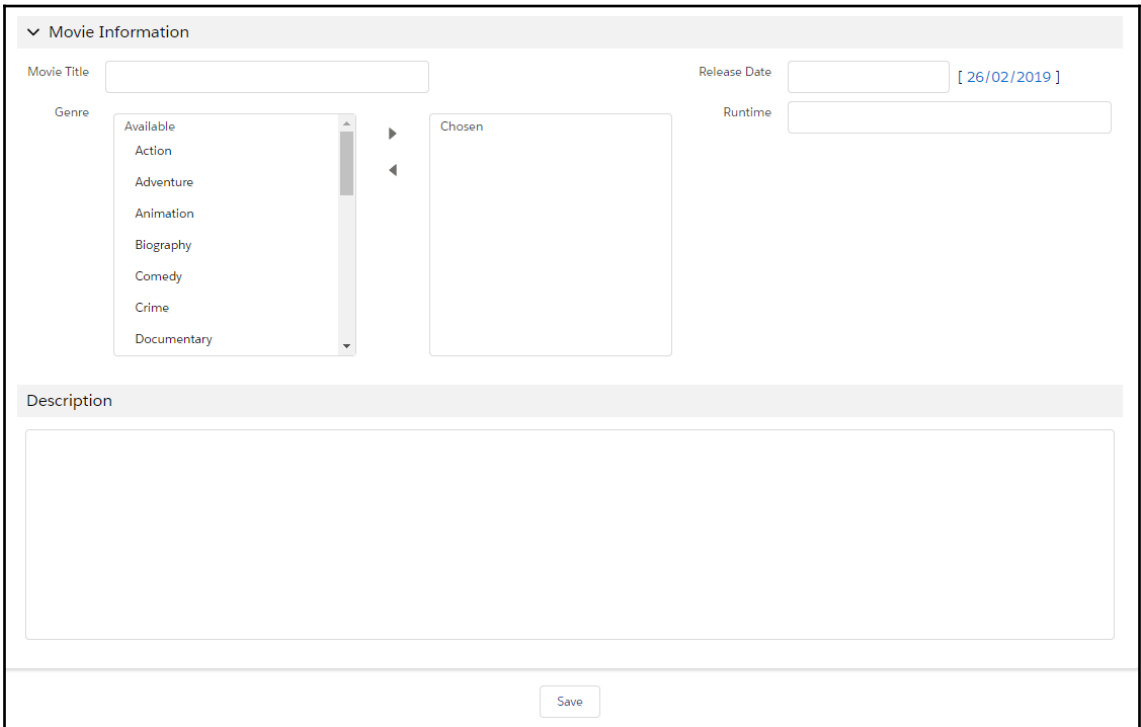
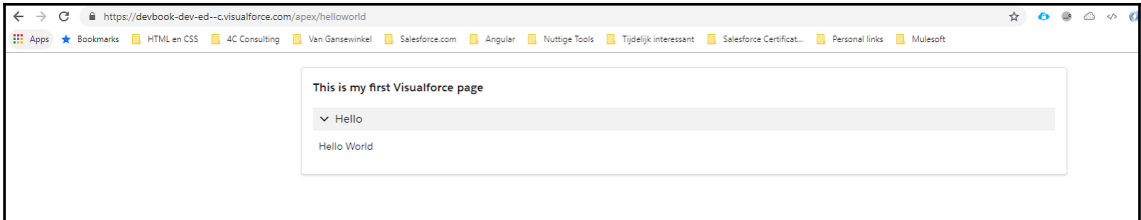
GET Search People

GET Search TV Shows

Chapter 6: The Salesforce User Interface







Movie Information

Movie Title:

Release Date:

Runtime:

Genre:

Animation
 Biography
 Comedy
 Crime
 Documentary
 Drama
 Fantasy

▶

Chosen
 Family
 Romance

Description:

Movie Grease

Related Details

Movie Title	Grease	Director	
Release Date	31/01/1978	Budget	
Genre	Family:Romance		
Runtime			
Description	Danny and Sandy		
Cover			
Cover URL			
Cover Image			
Director's Birthdate			
Nbr of Reviews	0		
Total Rating	0		
Average Rating			

⊗ **Error:**
Please enter the genre of your movie

test

Movie Information

Movie Title:

Release Date: [26/02/2019]

Runtime:

Genre:


Available
 Action
 Adventure
 Animation
 Biography
 Comedy
 Crime
 Documentary

▶

Chosen

Description:

MOVIE TITLE	GENRE	RUNTIME
Grease	Family; Romance	
The Godfather	Crime; Drama	175
The Shawshank Redemption	Drama	142
The Dark Knight	Action; Crime; Drama	152
Schindler's List	Biography; Drama; History	195
Pulp Fiction	Crime; Drama	154
Bumblebee	Action; Adventure; Sci-Fi	113
Batman Begins	Action; Adventure; Thriller	140

 **Error:**
Please enter the genre of your movie

Hello Gunther!

This is your new page for the MyController controller.
Change Movie Details:

Available

- Action
- Adventure
- Animation
- Biography

▶

◀

Chosen

The screenshot shows the Salesforce Setup interface. At the top left is the Salesforce logo. To its right is a search bar labeled "Search Setup". Below the logo is a navigation bar with "Setup" and "Home" tabs, and a dropdown menu for "Object Manager". On the left side, there is a search bar with "static" entered, and a list of "Custom Code" items, with "Static Resources" selected. Below this list is a message: "Didn't find what you're looking for? Try using Global Search." The main content area is titled "Static Resources" and contains a "Static Resource Edit" form. The form has a "Save" and "Cancel" button at the top right. Below the form title is a section for "Static Resource Information" with the following fields: "Name" (text input with value "myStaticResource"), "Description" (text input with value "a description"), "File" (file selector with "Choose File" button and filename "Example_Sta...esource.zip"), and "Cache Control" (dropdown menu with value "Public"). At the bottom right of the form is another "Save" and "Cancel" button.

Help Center

by Salesforce

Self-Service • Curated Knowledge • Case Deflection • Guest Case Creation

Give your customers the answers they're looking for. Customers can search for and read articles and contact...

Customer Account Portal

by Salesforce

Record Management • Third-Party Integration • Streamlined Profile • Knowledge Base

Create a responsive portal where customers can access knowledge articles, view and update their accounts, an...

Customer Service

by Salesforce

Self-Service • Collaboration • Customization • Intelligence

Create a responsive community that lets members post questions, access relevant content and records, view...

Build Your Own

by Salesforce

Customizable • Flexible

Partner Central

by Salesforce

Onboarding • Channel Sales • Collaboration & Support • Analytics

Aloha

by Salesforce

Salesforce Identity • Third-Party Integration

SETUP

Sites

Site Details

customer service

[Back to List: Sites](#) | [Back to List: Communities](#)


Site Detail

Site Label	customer service	Site Name	customer_service
Site Contact	Gunther Roskams	Active Site Home Page	ExampleSTD (Preview)
Site Favorite Icon		Inactive Site Home Page	
Site Robots.txt		Site Template	
URL Rewriter Class		Clickjack Protection Level	Allow framing by the same origin only (Recommended)
Require Secure Connections (HTTPS)	<input checked="" type="checkbox"/>	Lightning Features for Guest Users	<input checked="" type="checkbox"/>
Upgrade all requests to HTTPS	<input checked="" type="checkbox"/>	Enable Content Sniffing Protection	<input checked="" type="checkbox"/>
Enable Browser Cross Site Scripting Protection	<input checked="" type="checkbox"/>	Referrer URL Protection	<input checked="" type="checkbox"/>
Guest Access to the Support API	<input type="checkbox"/>	Self Registration Page	CommunitiesSelfReg (Preview)
Change Password Page		Forgot Password Page	
Created By	Gunther Roskams 06/03/2019 19:42	Last Modified By	Gunther Roskams 06/03/2019 19:43

[Edit](#) [Public Access Settings](#) [URL Redirects](#)

Custom URLs

Action	Domain Name	Path	Certificate and Key	Certificate Expiration Date	Site Primary Custom URL
Edit Del Login Settings View	debook-community-developer-edition.eu16.force.com	/cs			<input type="checkbox"/>


SETUP
Profiles

Profile
customer service Profile

[Profile Overview](#) >
 [Object Settings](#) ▾
 [Accounts](#) ▾

Accounts

Tab Settings
Tab Hidden

Account: Record Types and Page Layout Assignments

Record Types	Page Layout Assignment	Assigned Record Types	Default Record Type
--Master--	Account Layout	<input checked="" type="checkbox"/>	<input checked="" type="checkbox"/>

Object Permissions

Permission Name	Enabled
Read	<input type="checkbox"/>
Create	<input type="checkbox"/>

Field Permissions

Field Name	Read Access	Edit Access
Account Name	<input checked="" type="checkbox"/>	<input checked="" type="checkbox"/>



SETUP

Profiles

Profile

customer service Profile

Find Settings...




Edit Properties

[Profile Overview](#) > **Visualforce Page Access**

Visualforce Page Access

Visualforce Page Name
BandwidthExceeded
CommunitiesLanding
CommunitiesLogin
CommunitiesSelfReg
CommunitiesSelfRegConfirm
CommunitiesTemplate
ExampleSTD
Exception
FileNotFound
ForgotPassword
ForgotPasswordConfirm
InMaintenance
SiteLogin
SiteRegister
SiteRegisterConfirm
UnderConstruction

Visualforce Page Name
BandwidthExceeded
CommunitiesLanding
CommunitiesLogin
CommunitiesSelfReg
CommunitiesSelfRegConfirm
CommunitiesTemplate
ExampleSTD
Exception
FileNotFound
ForgotPassword
ForgotPasswordConfirm
InMaintenance
SiteLogin
SiteRegister
SiteRegisterConfirm
UnderConstruction



SETUP

My Domain

My Domain Settings

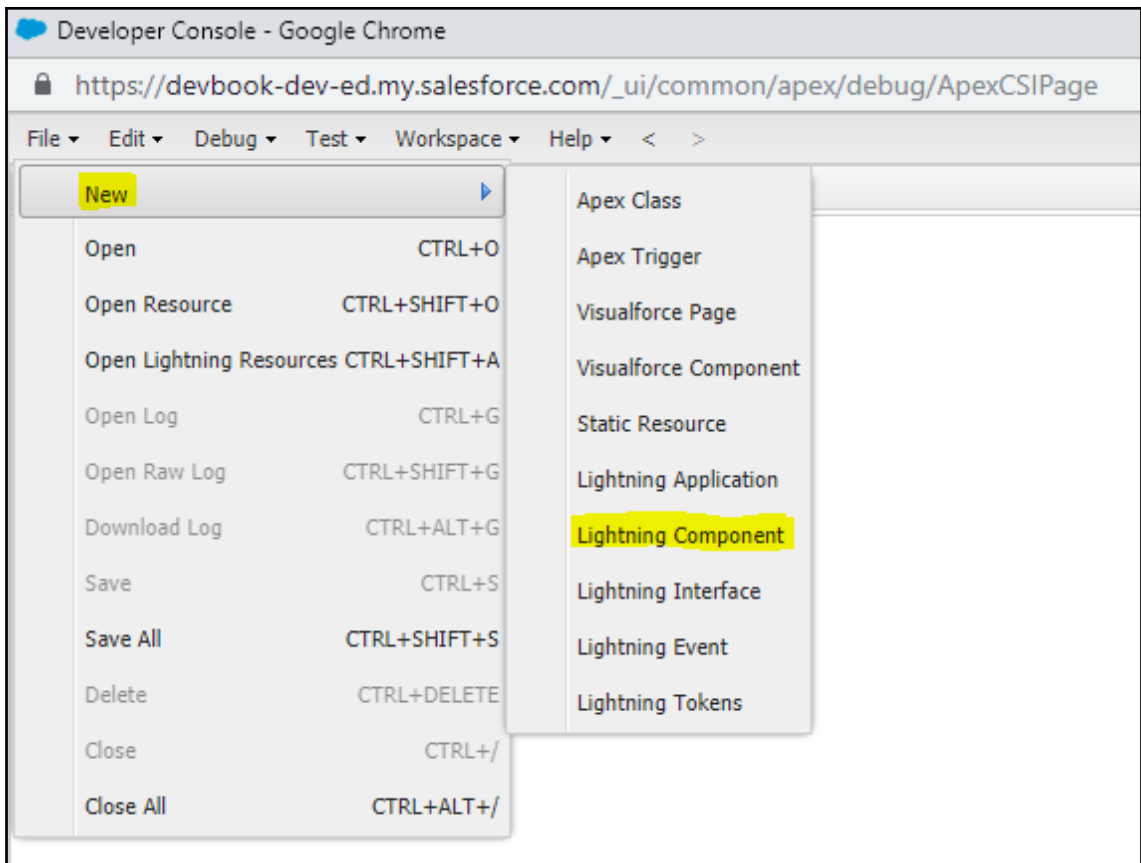
[Edit](#)

Login Policy Prevent login from <https://login.salesforce.com>

Redirect Policy Decide whether to redirect anyone who uses bookmarks and links that contain your previous instance-specific domain:
 Redirect to the same page within the domain

Your domain name is devbook-dev-ed

[Edit](#)



New Lightning Bundle

Name:

Description:

Component Configuration

Create bundle with any of the following configurations (optional)

- Lightning Tab
- Lightning Page
- Lightning Record Page
- Lightning Communities Page
- Lightning Quick Action

Developer Console - Google Chrome

https://devbook-dev-ed.my.salesforce.com/_ui/common/apex/debug/ApexCSIPage

File Edit Debug Test Workspace Help

MovieComponent.cmp

```

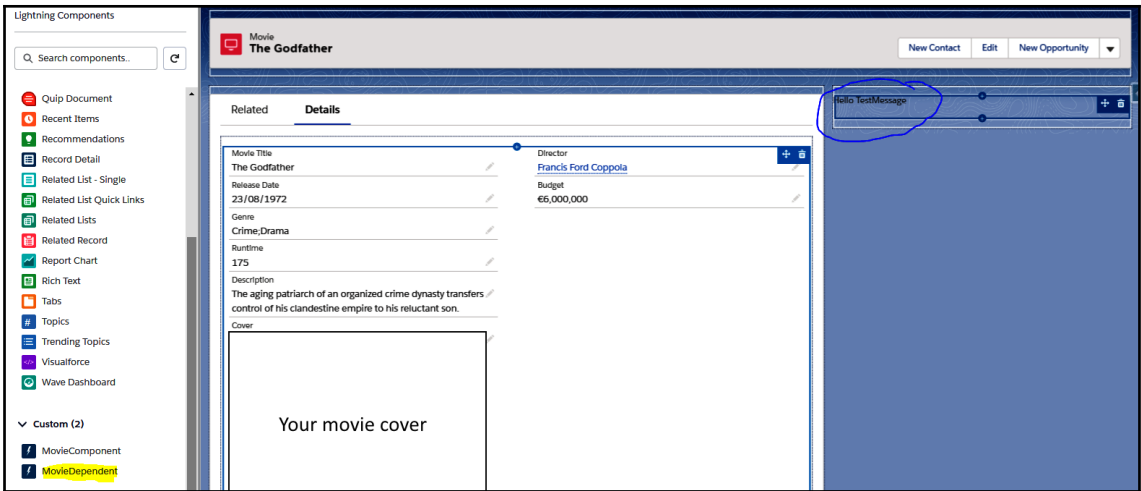
1 <aura:component implements="flexipage:availableForRecordHome,force:hasRecordId" access="global">
2   |
3 </aura:component>

```

MovieComponent

Ctrl + Shift + 1	COMPONENT	Create
Ctrl + Shift + 2	CONTROLLER	Create
Ctrl + Shift + 3	HELPER	Create
Ctrl + Shift + 4	STYLE	Create
Ctrl + Shift + 5	DOCUMENTATION	Create
Ctrl + Shift + 6	RENDERER	Create
Ctrl + Shift + 7	DESIGN	Create
Ctrl + Shift + 8	SVG	Create

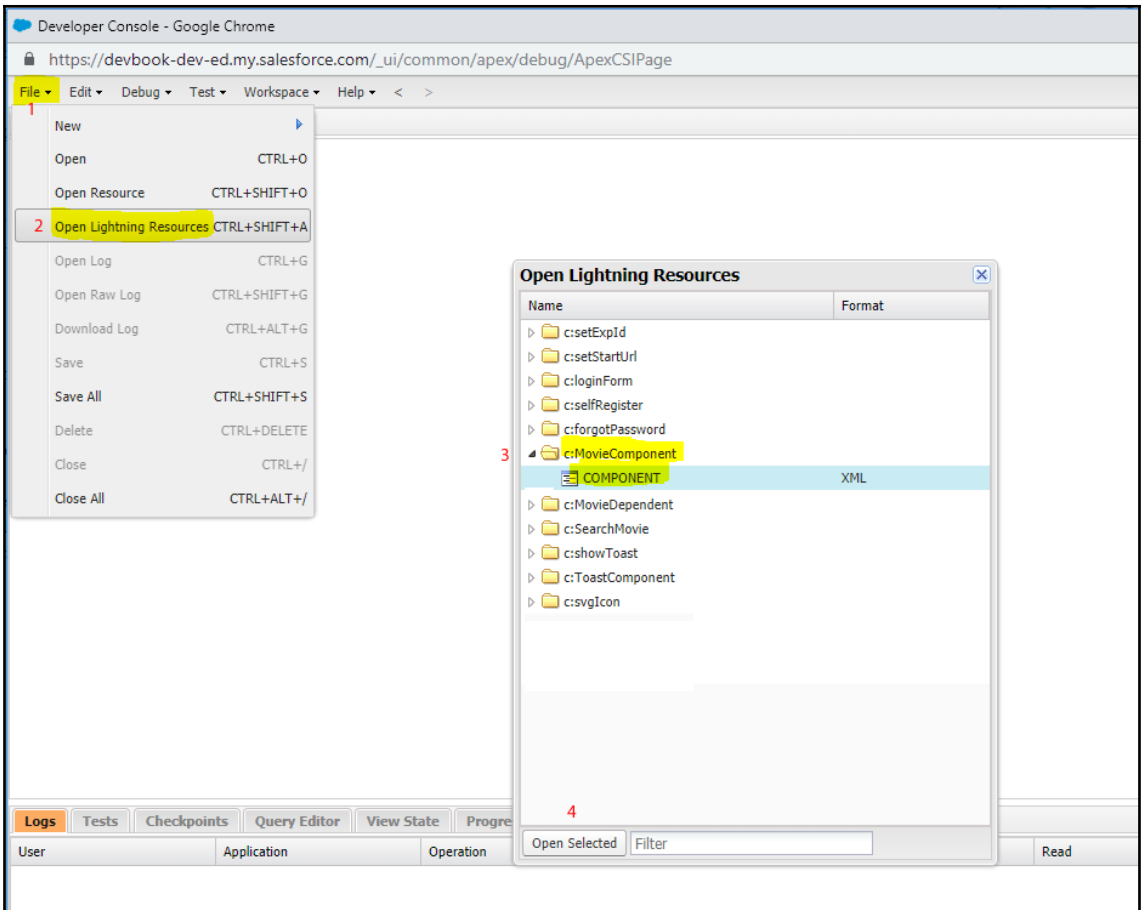
Bundle Version Settings



```

svgIcon.cmp
1  <aura:component description="svgIcon">
2    <aura:attribute name="svgPath" default="" type="String" description="the path for the icon" />
3    <aura:attribute name="name" default="" type="String" description="Symbol name of icon" />
4    <aura:attribute name="class" default="" type="String" description="the class of this SVG" />
5    <aura:attribute name="containerClass" default="" type="String" description="Container class" />
6    <aura:attribute name="category" default="" type="String" description="Category of icon" />
7    <aura:attribute name="size" default="" type="String" description="Size of icon-- small, medium, large" />
8    <aura:attribute name="assistiveText" default="" type="String" description="Description of icon" />
9    <span aura:id="container" class="{!v.containerClass}">
10      <span aura:id="assistiveText" class="slds-assistive-text">{!v.assistiveText}</span>
11    </span>
12 </aura:component>
  
```

svgIcon		
Ctrl + Shift + 1	COMPONENT	Create
Ctrl + Shift + 2	CONTROLLER	Create
Ctrl + Shift + 3	HELPER	Create
Ctrl + Shift + 4	STYLE	Create
Ctrl + Shift + 5	DOCUMENTATION	Create
Ctrl + Shift + 6	RENDERER	Create
Ctrl + Shift + 7	DESIGN	Create
Ctrl + Shift + 8	SVG	Create
Bundle Version Settings		





Details

Fields & Relationships

Page Layouts

Lightning Record Pages

Buttons, Links, and Actions

Compact Layouts

Field Sets

Object Limits

Record Types

Related Lookup Filters

Search Layouts

Triggers

Validation Rules

Buttons, Links, and Actions

8 Items, Sorted by Label

LABEL	NAME	DESCRIPTION
Accept	Accept	
Clone	Clone	
Delete	Delete	
Edit	Edit	
List	List	
Movies Tab	Tab	
New	New	
View	View	

Override Standard Button or Link

New

Overriding a standard button or link changes what happens when a user clicks on it. For example, instead of having a standard Salesforce page appear when a user clicks on it, you can have a custom page appear instead.

Overrides also apply to programmatic customizations of the same actions. For example, firing the View record event uses the same setting, and performs the same actions.

You can set different override behavior for Salesforce Classic, Lightning Experience, and mobile.

Override Properties Save Cancel

Label	New
Name	New
Default	Standard page
Salesforce Classic Override	<input checked="" type="radio"/> No override (use default) i <input type="radio"/> Visualforce page --None--
Lightning Experience Override	<input checked="" type="radio"/> Lightning component c.MovieComponent v <input type="radio"/> Use the Salesforce Classic override
Mobile Override	<input type="radio"/> Lightning component --None-- v <input checked="" type="radio"/> Use the Salesforce Classic override
Comment	<input type="text"/>

Save Cancel

×

Insert new movie

Search

Insert new movie

Your movie
cover
1

Movie 1

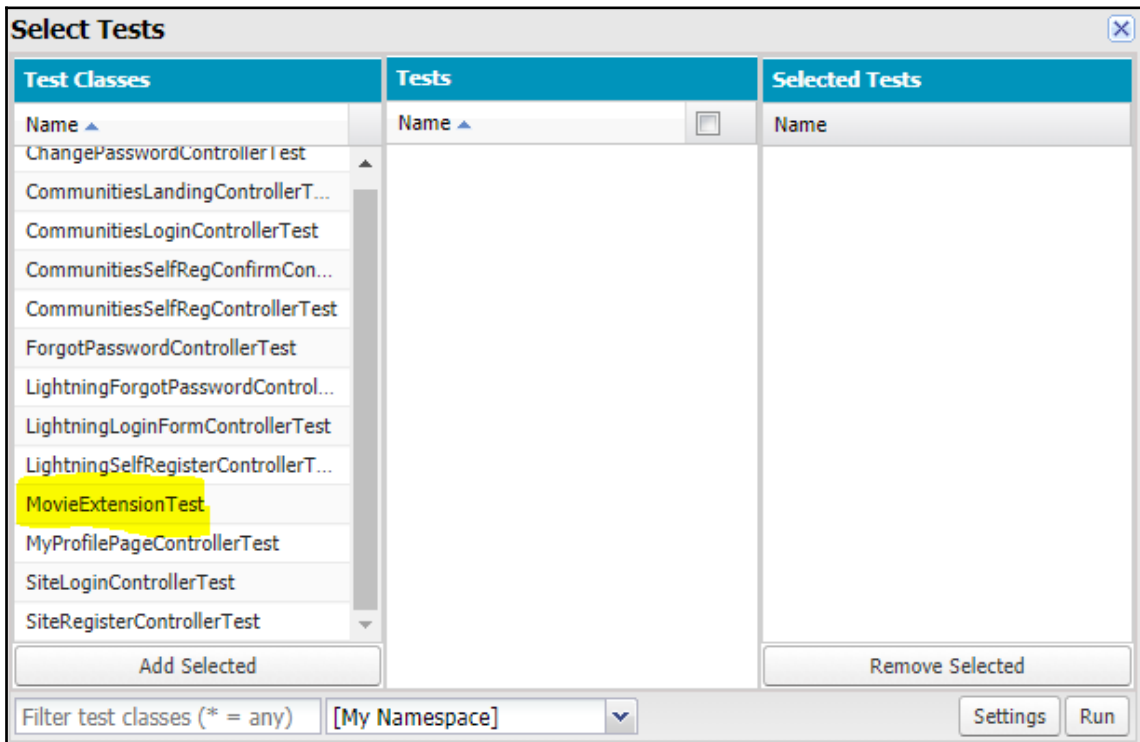
Your movie
cover
2

Movie 2

Your movie
cover

Movie 3

Chapter 7: Testing in Salesforce



Select Tests ✕

Test Classes	MovieExtensionTest Tests	Selected Tests
Name ▲	Name ▲ <input checked="" type="checkbox"/>	Name
ChangePasswordControllerTest	selectCorrectMovie <input checked="" type="checkbox"/>	<div style="border: 1px solid #ccc; padding: 2px; margin-bottom: 2px;"> [-] MovieExtensionTest </div> All Methods Selected
CommunitiesLandingControllerTest		
CommunitiesLoginControllerTest		
CommunitiesSelfRegConfirmCon...		
CommunitiesSelfRegControllerTest		
ForgotPasswordControllerTest		
LightningForgotPasswordControl...		
LightningLoginFormControllerTest		
LightningSelfRegisterControllerT...		
MovieExtensionTest		
MyProfilePageControllerTest		
SiteLoginControllerTest		
SiteRegisterControllerTest		
Add Selected		Remove Selected
Filter test classes (* = any) [My Namespace] ▼		<input type="button" value="Settings"/> <input style="background-color: yellow;" type="button" value="Run"/>

File Edit Debug Test Workspace Help < >

Log executeAnonymous @4/1/2019, 8:12:12 PM

Execution Log

Timestamp	Event	Details
20:12:12:000	USER_INFO	[EXTERNAL][00511000000]hM[gunther.roskams@devbook.com[(GMT+02:00) Central European Summer Time (Europe/Paris)]GMT+02:00
20:12:12:000	EXECUTION_ST...	
20:12:12:000	CODE_UNIT_ST...	[EXTERNAL][01p1100000L6z24]MovieExtensionTest.createTestData()
20:12:12:001	SYSTEM_MODE...	false
20:12:12:001	SYSTEM_MODE...	false
20:12:12:001	SYSTEM_MODE...	false
20:12:12:002	DML_BEGIN	[17][Op:Insert]Type:Movie_c[Rows:1
20:12:12:006	CODE_UNIT_ST...	[EXTERNAL][Validation:Movie:new
20:12:12:006	VALIDATION_R...	03d1e00000dpp[genre_is_required
20:12:12:006	VALIDATION_F...	ISBLANK(Genre_c)[Genre_c=0AAB0AAC0AAS
20:12:12:006	VALIDATION_P...	
20:12:12:006	CODE_UNIT_FL...	Validation:Movie:new
20:12:12:031	CODE_UNIT_ST...	[EXTERNAL][Workflow:0111100000006of
20:12:12:039	WF_RULE_EVAL...	Workflow
20:12:12:039	WF_CRITERIA...	[Movie: Independence day a0011000009C1g][Review Movie Task Administrator[01Q11000000H51C][ON_CREATE_ONLY]0
20:12:12:040	WF_RULE_FILT...	[Movie : Movie Title not equal to]
20:12:12:040	WF_RULE_EVAL...	Independence day
20:12:12:040	WF_CRITERIA...	true
20:12:12:041	WF_SPOOL_AC...	Workflow
20:12:12:045	WF_RULE_INV...	[Movie: Independence day a0011000009C1g]
20:12:12:045	WF_ACTION_T...	Task:Please review this new Movie Record for completeness[Id=01V11000000bnV4][CurrentRule:Review Movie Task Administrator (Id=01Q11000000H51C)][AssignedTo:Jan Vandeveld][DueDate:Wed Apr 03

This Frame Executable Debug Only Filter Click here to filter the log

Logs Tests Checkpoints Query Editor View State Progress Problems

User	Application	Operation	Time	Status	Read	Size
Gunther Roskams	Unknown	/services/data/v45.0/tooling/r...	4/1/2019, 8:12:12 PM	Success		4.75 KB

20:12:12:000	LIMIT_USAGE_FOR_NS	
20:12:12:147	TESTING_LIMITS	
20:12:12:147	LIMIT_USAGE_FOR_NS	(default)
20:12:12:000	LIMIT_USAGE_FOR_NS	Number of SOQL queries: 0 out of 100
20:12:12:000	LIMIT_USAGE_FOR_NS	Number of query rows: 0 out of 50000
20:12:12:000	LIMIT_USAGE_FOR_NS	Number of SOSL queries: 0 out of 20
20:12:12:000	LIMIT_USAGE_FOR_NS	Number of DML statements: 0 out of 150
20:12:12:000	LIMIT_USAGE_FOR_NS	Number of DML rows: 0 out of 10000
20:12:12:000	LIMIT_USAGE_FOR_NS	Maximum CPU time: 0 out of 10000
20:12:12:000	LIMIT_USAGE_FOR_NS	Maximum heap size: 0 out of 6000000
20:12:12:000	LIMIT_USAGE_FOR_NS	Number of callouts: 0 out of 100
20:12:12:000	LIMIT_USAGE_FOR_NS	Number of Email Invocations: 0 out of 10
20:12:12:000	LIMIT_USAGE_FOR_NS	Number of future calls: 0 out of 50
20:12:12:000	LIMIT_USAGE_FOR_NS	Number of queueable jobs added to the queue: 0 out of 50
20:12:12:000	LIMIT_USAGE_FOR_NS	Number of Mobile Apex push calls: 0 out of 10
20:12:12:000	LIMIT_USAGE_FOR_NS	
20:12:12:147	CUMULATIVE_LIMIT_USAGE_END	

Execution Log		
Timestamp	Event	Details
20:12:12:147	TESTING_LIMITS	

This Frame
 Executable
 Debug Only
 Filter

20:12:12:147	TESTING_LIMITS	
20:12:12:147	LIMIT_USAGE_FOR_NS	(default)
20:12:12:000	LIMIT_USAGE_FOR_NS	Number of SOQL queries: 0 out of 100
20:12:12:000	LIMIT_USAGE_FOR_NS	Number of query rows: 0 out of 50000
20:12:12:000	LIMIT_USAGE_FOR_NS	Number of SOSL queries: 0 out of 20
20:12:12:000	LIMIT_USAGE_FOR_NS	Number of DML statements: 0 out of 150
20:12:12:000	LIMIT_USAGE_FOR_NS	Number of DML rows: 0 out of 10000
20:12:12:000	LIMIT_USAGE_FOR_NS	Maximum CPU time: 0 out of 10000
20:12:12:000	LIMIT_USAGE_FOR_NS	Maximum heap size: 0 out of 6000000
20:12:12:000	LIMIT_USAGE_FOR_NS	Number of callouts: 0 out of 100
20:12:12:000	LIMIT_USAGE_FOR_NS	Number of Email Invocations: 0 out of 10
20:12:12:000	LIMIT_USAGE_FOR_NS	Number of future calls: 0 out of 50
20:12:12:000	LIMIT_USAGE_FOR_NS	Number of queueable jobs added to the queue: 0 out of 50
20:12:12:000	LIMIT_USAGE_FOR_NS	Number of Mobile Apex push calls: 0 out of 10
20:12:12:000	LIMIT_USAGE_FOR_NS	

Execution Log		
Timestamp	Event	Details
20:12:12:128	CODE_UNIT_STARTED	[EXTERNAL] 01p1t00000L6sZ4 MovieExtensionTest.selectCorrectMovie()
20:12:12:147	CODE_UNIT_FINISHED	MovieExtensionTest.selectCorrectMovie()

This Frame
 Executable
 Debug Only
 Filter

20:12:12:128	CODE_UNIT_STARTED	[EXTERNAL] 01p1t00000L6sZ4 MovieExtensionTest.selectCorrectMovie()
20:12:12:129	SYSTEM_MODE_ENTER	false
20:12:12:129	SYSTEM_MODE_EXIT	false
20:12:12:129	SYSTEM_MODE_ENTER	false
20:12:12:129	SOQL_EXECUTE_BEGIN	[23] Aggregations:0 SELECT Id FROM Movie__c WHERE Name = 'Independence day'
20:12:12:142	SOQL_EXECUTE_END	[23] Rows:1
20:12:12:147	SYSTEM_MODE_EXIT	false
20:12:12:147	CUMULATIVE_LIMIT_USAGE	
20:12:12:147	LIMIT_USAGE_FOR_NS	(default)

```

20  @IsTest
21  private static void selectCorrectMovie(){
22      // select the movie, created in the setup method
23      Movie__c theMovie = [SELECT Id FROM Movie__c WHERE Name = 'Independence day'];
24      // start up your test scenario
25      Test.startTest();
26      ApexPages.StandardController stdCtrl = new ApexPages.StandardController(theMovie);
27      MovieExtension ext = new MovieExtension(stdCtrl);
28      Test.stopTest();
29      // verify if the Id of the movie is the same movieId in your controller
30      System.assertEquals(theMovie.Id, ext.movieId);
31  }

```

Q Search Setup

Setup Home Object Manager

Q Apex

- Email
 - Apex Exception Email
- Custom Code
 - Apex Classes**
 - Apex Settings
 - Apex Test Execution
 - Apex Test History
 - Apex Triggers
- Environments
 - Jobs
 - Apex Flex Queue
 - Apex Jobs

Didn't find what you're looking for? Try using Global Search.

Apex Classes

Apex Code is an object oriented programming language that allows developers to develop on-demand business applications on the Lightning Platform.

Percent of Apex Used: 0.46%
You are currently using 27,776 characters of Apex Code (excluding comments and @isTest annotated classes) in your organization, out of an allowed limit of 6,000,000 characters.

Estimate your organization's code coverage

Compile all classes

View: All Create New View

Action	Name ↑	Namespace Prefix	Api Version	Status	Size Without
Edit Del Security	ActorSelector		44.0	Active	186
Edit Del Security	ChangePasswordController		45.0	Active	376
Edit Del Security	ChangePasswordControllerTest		45.0	Active	480
Edit Del Security	Comedy		44.0	Active	464
Edit Del Security	CommunitiesLandingController		45.0	Active	203



SETUP

Apex Classes

New Apex Code from WSDL

[Help for this Page](#)

Step 1: Choose WSDL Document

Parse WSDL Cancel

Select a WSDL document from your network file system. The WSDL document can be at most 1MB. When the document is parsed, each namespace becomes an Apex class.

Choose File No file chosen

Parse WSDL Cancel

Chapter 8: Debugging and Deployment Tools

Setup Home Object Manager

Search Setup

Search: debug

Custom Code

- Lightning Components
- Debug Mode

Environments

- Logs
- Debug Logs

Didn't find what you're looking for? Try using Global Search.

Debug Logs

New Trace Flag

To specify the type of information that is included in debug logs, add trace flags and debug levels. Each trace flag includes a debug level, a start time, an end time, and a log type.

Trace flags set logging levels (such as for Database, Workflow, and Validation) for a user, Apex class, or Apex trigger for up to 24 hours.

- Select Automated Process from the drop-down list to set a trace flag on the automated process user. The automated process user runs background jobs, such as emailing Chatter invitations.
- Select Platform Integration from the drop-down list to set a trace flag on the platform integration user. The platform integration user runs processes in the background, and appears in audit fields of certain records, such as cases created by the Einstein Bot.
- Select User from the drop-down list to specify a user whose debug logs you'd like to monitor and retain.
- Select Apex Class or Apex Trigger from the drop-down list to specify the log levels that take precedence while executing a specific Apex class or trigger. Setting class and trigger trace flags doesn't cause logs to be generated or saved. Class and trigger trace flags override other logging levels, including logging levels set by user trace flags, but they don't cause logging to occur. If logging is enabled when classes or triggers execute, logs are generated at the time of execution.

Configure your Debug Levels.

Cancel Save

Traced Entity Type: User

Traced Entity Name: Jan Vandeveldde

Start Date: 02/02/2019 09:49

Expiration Date: 03/02/2019 09:00

Debug Level: SFDC_DevConsole


Cancel Save

Change DebugLevel

Add Remove

DebugLevel	DB	Callouts	ApexCode	Validation	Workflow	Profiling	Visualforce	System	Wave	Nba
SFDC_DevConsole	INFO	INFO	FINEST	INFO	INFO	INFO	INFO	DEBUG	NONE	NONE

Done

workbench 


Environment:

API Version:

[I agree to the terms of service](#)

Workbench is free to use, but is not an official salesforce.com product. Workbench has not been officially tested or documented. salesforce.com support is not available for Workbench. Support requests for Workbench should be directed to Stackoverflow at <https://salesforce.stackexchange.com/questions/tagged/workbench>. Source code for Workbench can be found at <https://github.com/forceworkbench/forceworkbench> under separate and different license terms.

Workbench 45.0.1

workbench  info queries data migration utilities

Password Management

JAN VANDELDE AT 4C ON API 44.0

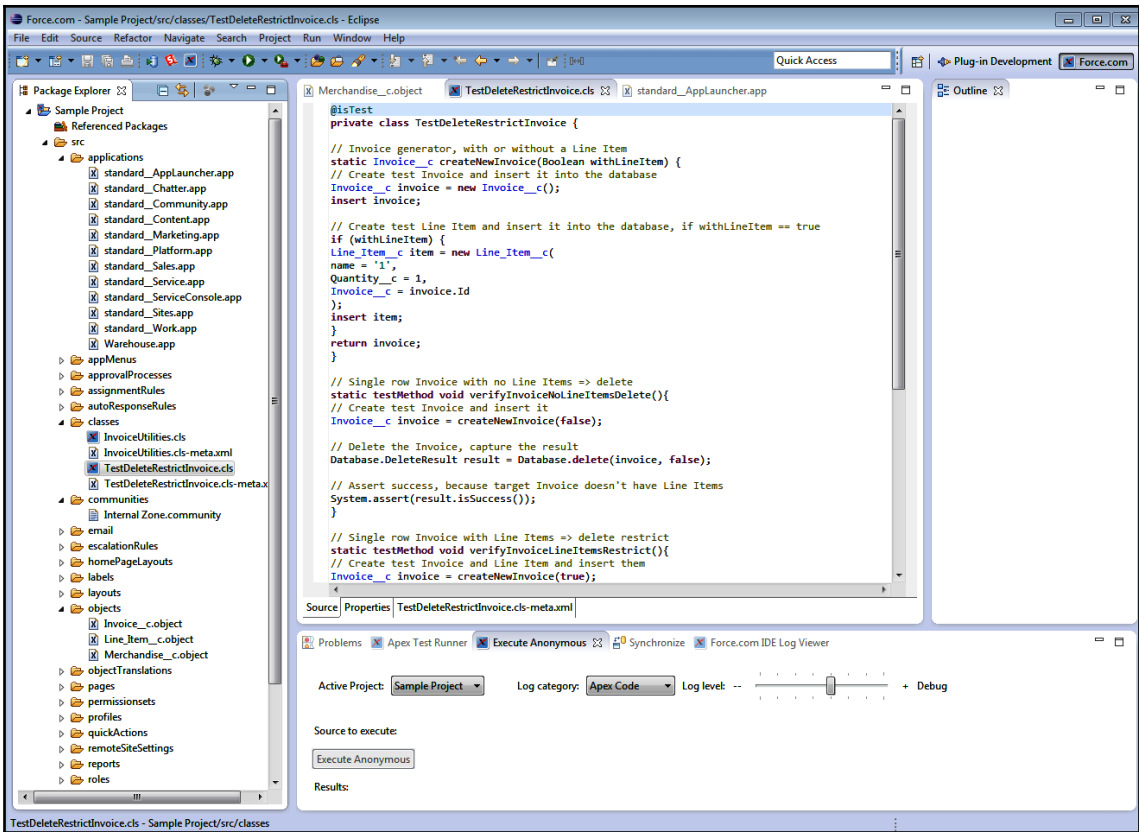
Set Reset

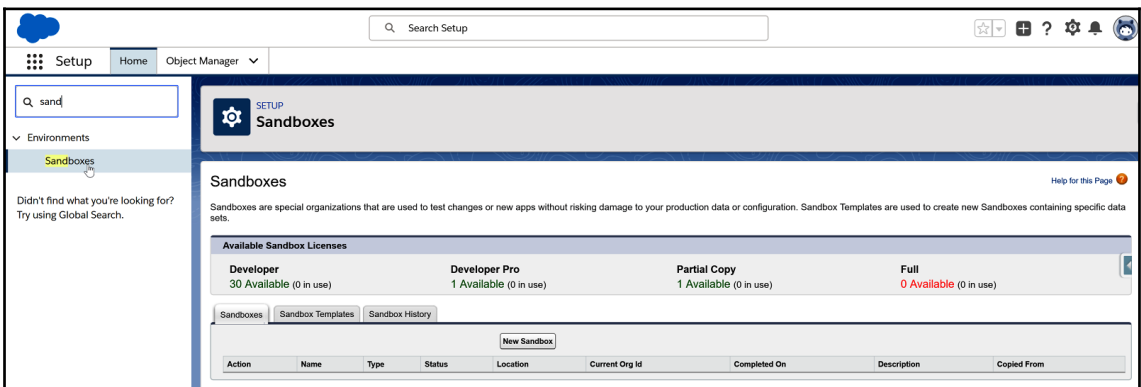
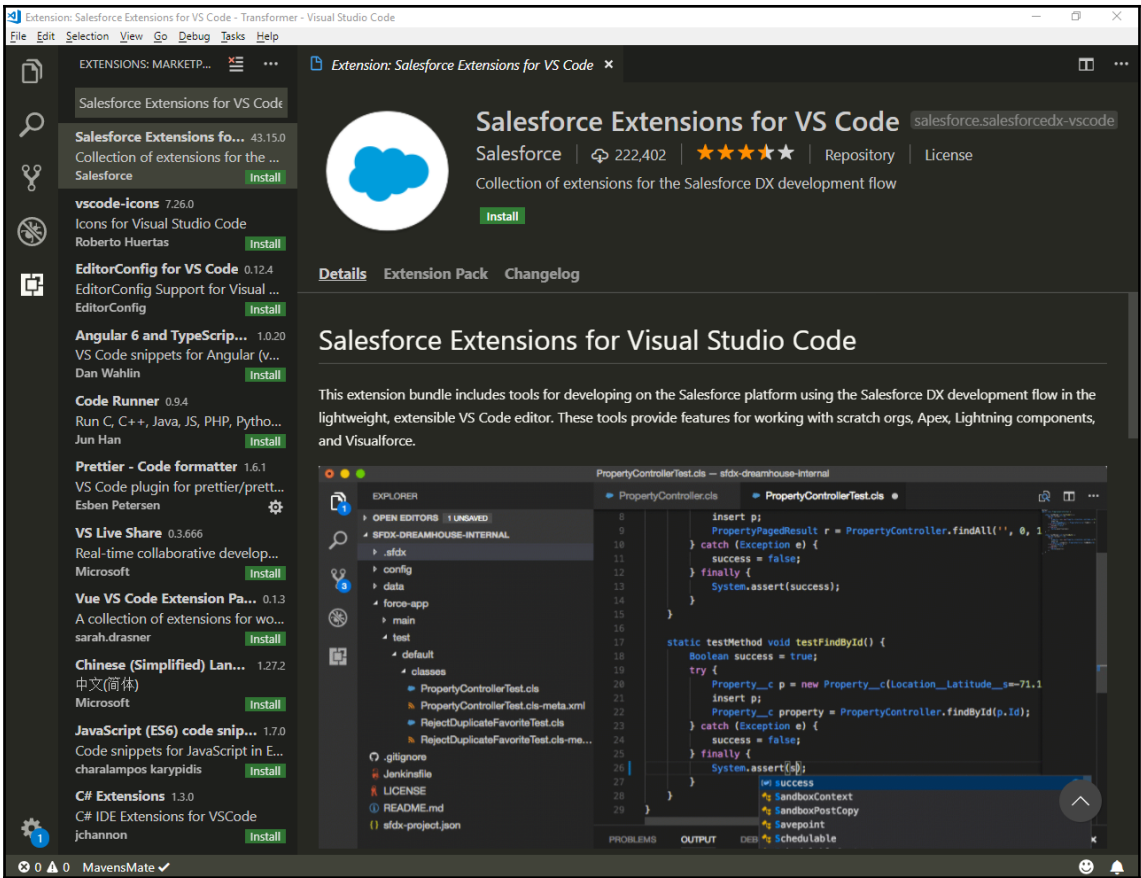
User Id:

Password:

Confirm Password:

Requested in 0.003 sec
Workbench 45.0.1





SETUP Sandboxes

Create Sandbox

Help for this Page

Sandbox Information = Required Information

Name:

Description:

Create From:

Sandbox License

Developer	Developer Pro	Partial Copy	Full
Refresh Interval: 1 Day	Refresh Interval: 1 Day	Refresh Interval: 5 Days	Refresh Interval: 29 Days
Capacity: 200 MB	Capacity: 1 GB	Capacity: 5 GB	Capacity: Same as Source
Includes: <ul style="list-style-type: none"> Configuration Apex & Metadata All Users 	Includes: <ul style="list-style-type: none"> Configuration Apex & Metadata All Users 	Includes: <ul style="list-style-type: none"> Configuration Apex & Metadata All Users Records (sample of selected objects) Sandbox Template Support 	Includes: <ul style="list-style-type: none"> Configuration Apex & Metadata All Users Records (all or selected objects) Sandbox Template Support History & Chatter Data (optional)
Available: 30 (0 in use)	Available: 1 (0 in use)	Available: 1 (0 in use)	Available: 0 (0 in use)
<input type="button" value="Next"/>	<input type="button" value="Next"/>	No templates exist for this organization.	No licenses are available for your selected sandbox type. Contact your Salesforce representative to purchase additional licenses.

SETUP Sandboxes

Sandboxes

Help for this Page

Sandboxes are special organizations that are used to test changes or new apps without risking damage to your production data or configuration. Sandbox Templates are used to create new Sandboxes containing specific data sets.

Available Sandbox Licenses

Developer	Developer Pro	Partial Copy	Full
30 Available (0 in use)	0 Available (1 in use)	1 Available (0 in use)	0 Available (0 in use)

Sandboxes | Sandbox Templates | Sandbox History

Action	Name	Type	Status	Location	Current Org Id	Completed On	Description	Copied From
	Dev	Developer Pro	Pending	In Queue		Pending	This is a sandbox to be used for training purposes	

SETUP Sandboxes

Sandboxes


Help for this Page

Sandboxes are special organizations that are used to test changes or new apps without risking damage to your production data or configuration. Sandbox Templates are used to create new Sandboxes containing specific data sets.

Available Sandbox Licenses

Developer	Developer Pro	Partial Copy	Full
30 Available (0 in use)	0 Available (1 in use)	1 Available (0 in use)	0 Available (0 in use)

Sandboxes | Sandbox Templates | Sandbox History

Action	Name	Type	Status	Location	Current Org Id	Completed On	Description	Copied From
	Dev	Developer Pro	Processing		CS108	Pending	This is a sandbox to be used for training purposes	

SETUP Sandboxes

Sandboxes

Sandboxes are special organizations that are used to test changes or new apps without risking damage to your production data or configuration. Sandbox Templates are used to create new Sandboxes containing specific data sets. [Help for this Page](#)

Available Sandbox Licenses

Developer 30 Available (0 in use)	Developer Pro 0 Available (1 in use)	Partial Copy 1 Available (0 in use)	Full 0 Available (0 in use)
---	--	---	---------------------------------------

Sandboxes | **Sandbox Templates** | Sandbox History

[New Sandbox](#)

Action	Name	Type	Status	Location	Current Org Id	Completed On	Description	Copied From
Clone Del Refresh Log In Dry	Developer Pro	Developer Pro	Completed	CS106	00D1000000000T8	10/03/2019 12:16	This is a sandbox to be used for training purposes	

SETUP > OBJECT MANAGER TestObject

Fields & Relationships
6 Items, Sorted by Field Label

[Quick Find](#) | [New](#) | [Field Dependencies](#) | [Set History Tracking](#)

FIELD LABEL	FIELD NAME	DATA TYPE	CONTROLLING FIELD	INDEXED
Created By	CreatedById	Lookup(User)		
Last Modified By	LastModifiedById	Lookup(User)		
Owner	OwnerId	Lookup(User,Group)		✓
Segment	Segment__c	Picklist		
Segment Score	Segment_Score__c	Number(18, 0)		
TestObject Name	Name	Text(80)		✓

SETUP Workflow Rules

Update Segment Score

[Help for this Page](#)

Workflow Rule Detail [Edit](#) [Clone](#) [Deactivate](#)

Rule Name: Update Segment Score

Active:

Object: TestObject

Evaluation Criteria: Evaluate the rule when a record is created, and every time it's edited

Description:

Rule Criteria: TestObject: Segment: NOT EQUAL to null

Created By: [Jan Vandeveldre](#), 31/03/2019 9:52

Modified By: [Jan Vandeveldre](#), 31/03/2019 9:54

Workflow Actions [Edit](#)

Immediate Workflow Actions

Type	Description
Field Update	setSegmentScore

Time-Dependent Workflow Actions [See an example](#)

Warning: You cannot add time-dependent workflow actions because your evaluation criteria is "Every time a record is created or edited". [Change Evaluation Criteria](#)

[Edit](#)

SETUP
Field Updates

Field Update
setSegmentScore

Rules Using This Field Update (1) | Approval Processes Using This Field Update (0)

Field Update Detail [Edit](#) [Delete](#)

Name: setSegmentScore
 Unique Name: setSegmentScore
 Description:
 Object: TestObject
 Field to Update: TestObject: Segment Score
 Field Data Type: Number
 Re-evaluate Workflow Rules after Field Change:
 Formula Value: CASE(Segment__c, 'Bronze', 1, 'Silver', 2, 'Gold', 3, 'Platinum', 4.0)
[Edit](#) [Delete](#)

Rules Using This Field Update [Rules Using This Field Update Help](#)

Action	Rule Name	Description	Object	Active
Edit Del Deactivate	Update_Segment_Score		TestObject	<input checked="" type="checkbox"/>

Approval Processes Using This Field Update [Approval Processes Using This Field Update Help](#)

This field update is currently not used by any approval processes.

[Back To Top](#) Always show me [more records per related list](#)

Sandbox: Dev

Search Setup

Setup Home Object Manager

outbound change

Environments

Change Sets

Outbound Change Sets

Didn't find what you're looking for? Try using Global Search.

SETUP
Outbound Change Sets

Video Tutorial | [Help for this Page](#)

Outbound Change Sets

An outbound change set contains customizations that you want to send from this organization to another organization. These customizations can include new components or modifications to existing components, such as apps, objects, reports, or Apex classes and triggers. An outbound change set can't be used to delete or rename components in another organization.

Example uses:

- Deploy Apex classes and triggers developed in sandbox to production
- Copy custom objects and other customizations to a sandbox without refreshing it
- Migrate changes across environments, e.g. dev sandbox to QA sandbox to production

Dev (Developer Pfx Sandbox) This Organization → **Outbound Change Set** → Connected Organizations

Change Sets [New](#)

No change sets have been created in this organization. Click [New](#) to create a new change set.

Quick Tips

- Change Sets Overview
- About Outbound Change Sets
- Implementation Size

SETUP Outbound Change Sets

Change Set Edit Video Tutorial | Help for this Page ?

New Change Set

Change Set Edit Save Cancel

Name

Description

Save Cancel

SETUP Outbound Change Sets

Change Set Video Tutorial | Help for this Page ?

Sprint 1

[Back to List Outbound Change Sets](#)

A change set contains customizations to components such as apps, objects, reports or email templates. You can use change sets to move customizations from one organization to another.

After a change set has been uploaded, its components aren't refreshed and you can't add or remove components. To refresh the source of components and modify the component list, clone the change set.

Change Set Detail Edit Delete Upload Clone

Change Set Name	Sprint 1	Status	Open
Description	Includes custom object TestObject, fields and Workflow Rule		
Created By	Jan Vandevelde, 31/03/2019 10:09	Modified By	Jan Vandevelde, 31/03/2019 10:09

Edit Delete Upload Clone

Change Set Components Add View/Add Dependencies

This change set contains no components

Add View/Add Dependencies

Profile Settings For Included Components Add Profiles

This change set contains no profiles

Add Profiles

SETUP Outbound Change Sets

Add to Change Set
Sprint 1 Video Tutorial-Help for this Page ?

Choose components to add to your change set.

Component Type: **App**

- Custom Data Type
- Custom Field
- Custom Help Menu Section
- Custom Label
- Custom Metadata Type
- Custom Object**
- Custom Permission
- Custom Report Type
- Custom Setting
- Dashboard
- Data Service
- Document
- Duplicate Rule
- EclairNG Map GeoJson
- Email Template
- Escalation Rule

A | B | C | D | E | F | G | H | I | J | K | L | M | N | O | P | Q | R | S | T | U | V | W | X | Y | Z | Other | **All**

to your change set.

SETUP Outbound Change Sets

Add to Change Set
Sprint 1 Video Tutorial-Help for this Page ?

Choose components to add to your change set.

Component Type: **Custom Object**

A | B | C | D | E | F | G | H | I | J | K | L | M | N | O | P | Q | R | S | T | U | V | W | X | Y | Z | Other | **All**

<input checked="" type="checkbox"/>	Name ↑
<input checked="" type="checkbox"/>	TestObject

SETUP Outbound Change Sets

Change Set: **Sprint 1** Video Tutorial | Help for this Page

[Back to List: Outbound Change Sets](#)

A change set contains customizations to components such as apps, objects, reports or email templates. You can use change sets to move customizations from one organization to another.

After a change set has been uploaded, its components aren't refreshed and you can't add or remove components. To refresh the source of components and modify the component list, clone the change set.

Change Set Detail Edit Delete Upload Clone

Change Set Name: **Sprint 1** Status: Open

Description: Includes custom object TestObject, fields and Workflow Rule

Created By: **Jan.Vandevelde**, 31/03/2019 10:09 Modified By: **Jan.Vandevelde**, 31/03/2019 10:09

Edit Delete Upload Clone

Change Set Components Add View/Add Dependencies

Action	Name	Parent Object	Type	API Name
Remove	TestObject		Custom Object	TestObject

Previous (1 - 1 of 1) Next

Add View/Add Dependencies

Profile Settings For Included Components Add Profiles

This change set contains no profiles

Add Profiles

SETUP Outbound Change Sets

Component Dependencies: **Sprint 1** Video Tutorial | Help for this Page

A dependency is created when one component needs another component, permission, or preference to be valid. The components in this list have dependencies. Although you don't have to add dependent components to a change set, you should make sure that they exist in the organizations where the change set will be deployed.

Add To Change Set Cancel

3 of 3 selected Previous (1 - 3 of 3) Next

<input checked="" type="checkbox"/>	Name	Parent Object	Type	Referenced By
<input checked="" type="checkbox"/>	Segment	TestObject	Custom Field	TestObject
<input checked="" type="checkbox"/>	Segment Score	TestObject	Custom Field	TestObject
<input checked="" type="checkbox"/>	TestObject Layout	TestObject	Page Layout	TestObject

3 of 3 selected Previous (1 - 3 of 3) Next

Add To Change Set Cancel

SETUP
Outbound Change Sets

Add to Change Set
Sprint 1 Video Tutorial | Help for this Page

Choose components to add to your change set.

Component Type:

A | B | C | D | E | F | G | H | I | J | K | L | M | N | O | P | Q | R | S | T | U | V | W | X | Y | Z | Other | **IAN**

<input checked="" type="checkbox"/>	Name ↑	Type
<input checked="" type="checkbox"/>	Update Segment Score	TestObject

SETUP
Outbound Change Sets

Component Dependencies
Sprint 1 Video Tutorial | Help for this Page

A dependency is created when one component needs another component, permission, or preference to be valid. The components in this list have dependencies. Although you don't have to add dependent components to a change set, you should make sure that they exist in the organizations where the change set will be deployed.

1 of 1 selected Previous (1 - 1 of 1) Next

<input type="checkbox"/>	Name	Parent Object	Type	Referenced By
<input checked="" type="checkbox"/>	setSegmentScore	TestObject	Workflow Field Update	Update Segment Score

1 of 1 selected Previous (1 - 1 of 1) Next

SETUP
Outbound Change Sets

Change Set
Sprint 1 Video Tutorial | Help for this Page

[Back to List: Outbound Change Sets](#)

A change set contains customizations to components such as apps, objects, reports or email templates. You can use change sets to move customizations from one organization to another. After a change set has been updated, its components aren't refreshed and you can't add or remove components. To refresh the source of components and modify the component list, clone the change set.

Change Set Detail

Change Set Name	Sprint 1	Status	Open
Description	Includes custom object TestObject, fields and Workflow Rule		
Created By	Jan.Vandeveldt, 31/03/2019 10:09	Modified By	Jan.Vandeveldt, 31/03/2019 10:09

Change Set Components

Action	Name	Parent Object	Type	API Name
Remove	Segment	TestObject	Custom Field	Segment
Remove	Segment_Score	TestObject	Custom Field	Segment_Score
Remove	TestObject	TestObject	Custom Object	TestObject
Remove	TestObject Layout	TestObject	Page Layout	TestObject Layout
Remove	Update Segment Score	TestObject	Workflow Rule	Update Segment Score
Remove	setSegmentScore	TestObject	Workflow Field Update	setSegmentScore

Previous (1 - 6 of 6) Next

Profile Settings For Included Components

Action	Name	API Name
Remove	System Administrator	Admin

Previous (1 - 1 of 1) Next

SETUP Outbound Change Sets

Upload Change Set
Sprint 1 [Video Tutorial](#) | [Help for this Page](#)

Choose the organization that will receive the change set. Once the upload completes, the administrator responsible for authorizing deployments in the target organization will be notified.

⚠ Once you upload this change set, you won't be able to edit it or recall it from the target organization.

Upload Details

Target Organization ! = Required Information

⚠ This organization isn't authorized to upload change sets to other organizations. For authorization, contact the deployment connections administrators on the organizations where you want to upload changes.



SETUP Deployment Settings

Deployment Connection
Dev [Video Tutorial](#) | [Help for this Page](#)

Each organization controls which organizations can upload changes to it. Select Allow Inbound Changes to authorize the connected organization to upload changes to your organization. To authorize changes from your organization to another organization, contact the administrator responsible for deployment connections on the target organization.

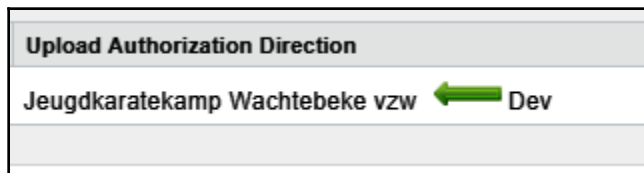
This Organization: **Jeugdkaratekamp Wachtebeke vzw (Production)**

Deployment Connection Detail

Name	Dev
Description	This is a sandbox to be used for training purposes
Type	Developer Pro

Upload Authorization Direction

Allow Inbound Changes Accept Outbound Changes



SETUP
Outbound Change Sets

Upload Change Set
Sprint 1 Video Tutorial | Help for this Page

Choose the organization that will receive the change set. Once the upload completes, the administrator responsible for authorizing deployments in the target organization will be notified.

Warning: Once you upload this change set, you won't be able to edit it or recall it from the target organization.

Upload Details Upload Cancel

Target Organization I = Required Information

Name	Description	Type	Platform Version
Production	Production organization	Production	45.0

Upload Cancel

SETUP
Outbound Change Sets

Change Set
Sprint 1 Video Tutorial | Help for this Page

[Back to List: Outbound Change Sets](#)

A change set contains customizations to components such as apps, objects, reports or email templates. You can use change sets to move customizations from one organization to another.

After a change set has been uploaded, its components aren't refreshed and you can't add or remove components. To refresh the source of components and modify the component list, clone the change set.

Success: Your change set was uploaded successfully. It will be available shortly, so that an administrator can deploy it.

Change Set Detail Delete Upload Clone

Change Set Name	Sprint 1	Status	Closed
Description	Includes custom object TestObject, fields and Workflow Rule	Expiration Date	26/09/2019
Created By	Jan Vandeveldt, 31/03/2019 10:09	Modified By	Jan Vandeveldt, 31/03/2019 10:42

Delete Upload Clone

Change Set Upload History

Uploaded on	Target Organization	Uploaded by	Status
31/03/2019 10:42	Jesvdkaratekamo.Wachtebeke.vzw	Jan Vandeveldt	Uploaded

Change Set Components

Action	Name	Parent Object	Type	API Name
View Source	Segment	TestObject	Custom Field	TestObject__c_Segment__c
View Source	Segment Score	TestObject	Custom Field	TestObject__c_Segment_Score__c

Setup Home Object Manager

Search Setup

inbound

Environments

Change Sets

Inbound Change Sets

Didn't find what you're looking for? Try using Global Search.

SETUP Inbound Change Sets

Inbound Change Sets

An inbound change set contains customizations sent from another organization to this one. These customizations can include new components or modifications to existing components, such as apps, objects, reports, or Apex classes and triggers. An inbound change set can't delete or rename components in this organization.

Example uses:

- Deploy Apex classes and triggers developed in sandbox to production
- Apply changes from other environments to this organization, such as new objects and fields
- When planning to deploy on a schedule, validate pending changes ahead of time

Jeugtkaratekamp Wachbeke vzw (Production) This Organization ← **Inbound Change Set** Connected Organizations

Video Tutorial | Help for this Page

Quick Tips

- Change Sets Overview
- About Inbound Change Sets Implementation Tips

Change Sets Awaiting Deployment

Action	Change Set Name	Description	Source Organization	Uploaded By	Uploaded Date
Validate Deploy Delete	Sprint_1	Includes custom object TestObject, fields and Workflow Rule	Dex	Jan Vandeveldé @ Dex	31/03/2019 10:42

Previous (1 - 1 of 1) Next

Deployed Change Sets

There are no deployed change sets.

SETUP **Deployment Status**

Deployment Status

Help for this Page

Validation Succeeded

Name: [Sprint_1](#)
 Type: Change Set
 Deployed By: [Jan Vandeveldé](#)
 Start Time: 31/03/2019 11:05
 End Time: 31/03/2019 11:05

1 Deploy Components

7/7

2 Run Apex Tests

Not Required

Failed

No records to display.

Succeeded

No records to display.

SETUP
Deployment Status

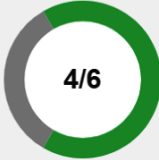
Deployment Status [Help for this Page](#)

Deployment In Progress

Name: [Sprint_1](#)
 Type: Change Set
 Deployed By: [Jan Vandevelde](#)
 Start Time: 31/03/2019 11:07


[Cancel](#)

1 Deploy Components



4/6

2 Run Apex Tests



Not Required

Failed
No records to display.

Succeeded

Action	Name	Status	Date
View Details	Sprint_1	<input checked="" type="checkbox"/> Validate: Succeeded	31/03/2019 11:05

[Previous \(1 - 1 of 1\)](#) [Next](#)


SETUP
Deployment Status

Deployment Status [Help for this Page](#)

Deployment Succeeded


Name: [Sprint_1](#)
 Type: Change Set
 Deployed By: [Jan Vandevelde](#)
 Start Time: 31/03/2019 11:07
 End Time: 31/03/2019 11:08

1 Deploy Components



7/7

2 Run Apex Tests



Not Required

Failed
No records to display.

Succeeded

Action	Name	Status	Date
View Details	Sprint_1	<input checked="" type="checkbox"/> Validate: Succeeded	31/03/2019 11:05

[Previous \(1 - 1 of 1\)](#) [Next](#)

Setup Home Object Manager

Search Setup

audit

Security

View Setup Audit Trail

Didn't find what you're looking for? Try using Global Search.

View Setup Audit Trail

The last 20 entries for your organization are listed below. You can [download](#) your organization's setup audit trail for the last six months (Excel csv file).

Date	User	Source Namespace Prefix	Action	Section	Delegate User
31/03/2019 11:07:47 CEST	juvd@amo@vandevelde.be		Deployed Change Set: Sprint 1	Inbound Change Sets	
31/03/2019 11:07:43 CEST	juvd@amo@vandevelde.be		Created workflow rule Update Segment Score for Object: TestObject	Workflow Rule	
31/03/2019 11:07:43 CEST	juvd@amo@vandevelde.be		Created Field Update setSegmentScore for Object: TestObject	Workflow Rule	
31/03/2019 11:07:43 CEST	juvd@amo@vandevelde.be		Changed TestObject page layout TestObject Layout	Custom Objects	
31/03/2019 11:07:43 CEST	juvd@amo@vandevelde.be		Created custom field Segment (Picklist) on TestObjects	Custom Objects	
31/03/2019 11:07:43 CEST	juvd@amo@vandevelde.be		Created custom field Segment (Number) on TestObjects	Custom Objects	
31/03/2019 11:07:43 CEST	juvd@amo@vandevelde.be		Created custom object: TestObject	Custom Objects	
31/03/2019 10:39:23 CEST	juvd@amo@vandevelde.be		Authorized inbound changes from: Dev (Developer Pro Sandbox)	Deployment Connections	

Setup Home Object Manager

Search Setup

packa

Apps

Installed Packages

Package Manager

Didn't find what you're looking for? Try using Global Search.

Package Manager

Packages

Developer Settings [Edit](#)

Your current developer settings are listed below. These settings determine the types of packages you can create and upload. To change these settings, click Edit.

Package Types Allowed	Unmanaged Only	Your organization is configured to create unmanaged packages only. Unmanaged packages are not upgradeable.
Managed Package	None	Unable to select a package to be managed because your organization is configured to create unmanaged packages only. To create a managed package, change your developer settings.
Namespace Prefix	None	Unable to specify a namespace prefix for this organization because it is configured to create unmanaged packages only. To create a managed package, change your developer settings. What is this?

Packages

A package contains components such as apps, objects, reports, or email templates. These packages can be uploaded to share with others privately or posted on AppExchange to share publicly. The list below displays all packages created by your organization. To create a new package, click New.

Packages

No Packages defined

SETUP

Package Manager

Create a Package

Package Edit [Save](#) [Cancel](#)

Package Name Managed

Language

Configure Custom Link

Notify on Apex Error

Description

[Save](#) [Cancel](#)

SETUP Package Manager

Package **TestBIMDB** Help for this Page

[Back to Package List](#)

Package Detail [Edit](#) [Delete](#) [Upload](#)

Package Name	TestBIMDB	Type	Unmanaged
Language	English		
Notify on Apex Error			
Created By	Jan Vandeveldde, 08/04/2019 10:16	Last Modified By	Jan Vandeveldde, 08/04/2019 10:16
Description	This is a test deploy through unmanaged package of the Companies Object and it's related fields.		

Components **Versions**

[Add](#) [View Dependencies](#)

No package components defined

SETUP Package Manager

Package **TestBIMDB** Help for this Page

[Back to Package List](#)

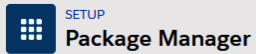
Package Detail [Edit](#) [Delete](#) [Upload](#)

Package Name	TestBIMDB	Type	Unmanaged
Language	English		
Notify on Apex Error			
Created By	Jan Vandeveldde, 08/04/2019 10:16	Last Modified By	Jan Vandeveldde, 08/04/2019 10:16
Description	This is a test deploy through unmanaged package of the Companies Object and it's related fields.		

Components **Versions**

[Add](#) [View Dependencies](#)

Action	Name	Parent Object	Type	Included By	Owned By
	Address	Company	Custom Field	Company	
	All	Company	List View	Company	
Remove	Company	Company	Custom Object	User Selected	
	Company Layout	Company	Page Layout	Company	



Upload Package

Please provide details about this package before upload. These settings determine what requirements must be met in order to install this package.

Package Details
Upload Cancel

Version Name Example: Spring 2019

Version Number Example: 1.2

Release Notes
 None
 URL

Post Install Instructions
 None
 URL

Description

This link will be available during the installation process, and available from the package detail view after installation.


Shown after installation, and available from the package detail view after installation.

Password (Optional)

Password protect this Package by entering a password below. Leave blank if you do not want to require a password.

Password

Confirm Password



Package Version

TestBIMDB, Version 1.0

[Back to Package](#)

✔ Upload Complete
 Your package is now available for install using the installation URL below. To publish on AppExchange, log on with your publisher login to access your public listings.

Version Detail Deprecate

Package Name	TestBIMDB	Uploaded By	Jan Vandeveldt	08/04/2019 10:34
Version Name	BIMDB1			
Version Number	1.0			
Description		Password Protected	<input type="checkbox"/>	Change Password
Installation URL	https://login.salesforce.com/package/installPackage.apexe?o=04f110000031TnDQ			

Package Components

▼ **Objects (1)**

Component Name	Parent Object	Component Type
Company		Custom Object

▼ **Resources (2)**

Component Name	Parent Object	Component Type
Company Layout	Company	Page Layout
All	Company	List View

▼ **Fields (1)**

Component Name	Parent Object	Component Type
Address	Company	Custom Field

Upload Succeeded: TestBIMDB, v1.0 Σ Inbox x



Salesforce <noreply@salesforce.com>
to me ▾

10:34 (3 minutes ago) ☆ ↶ ⋮



Package Upload Succeeded

TestBIMDB
Version 1.0

Use this URL to install the package into any organization:

<https://login.salesforce.com/packaging/installPackage.apexp?p0=04t1t000003TqDQ>

Note: If you are installing into a sandbox organization you must replace the initial portion of the URL with <http://test.salesforce.com>

This email was sent by

salesforce.com to
jan.vandevelde@bimdb.com.

salesforce.com Level 1,
Atrium A Sandford
Business Park Dublin 18
Ireland

↶ Reply

➦ Forward




Install TestBIMDB

By 4C




What if existing component names conflict with ones in this package?


- Do not install.
- Rename conflicting components in package.



Install for Admins Only



Install for All Users




Install for Specific Profiles...

Install Cancel

Install


App Name	Publisher	Version Name	Version Number
TestBIMDB	4C	BIMDB1	1.0

Additional Details [View Components](#)




Install TestBIMDB

By 4C

 **Installing and granting access to admins Only...**


App Name	Publisher	Version Name	Version Number
TestBIMDB	4C	BIMDB1	1.0

[Additional Details](#) [View Components](#)



Install TestBIMDB

By 4C

 **Installation Complete!**

App Name	Publisher	Version Name	Version Number
TestBIMDB	4C	BIMDB1	1.0

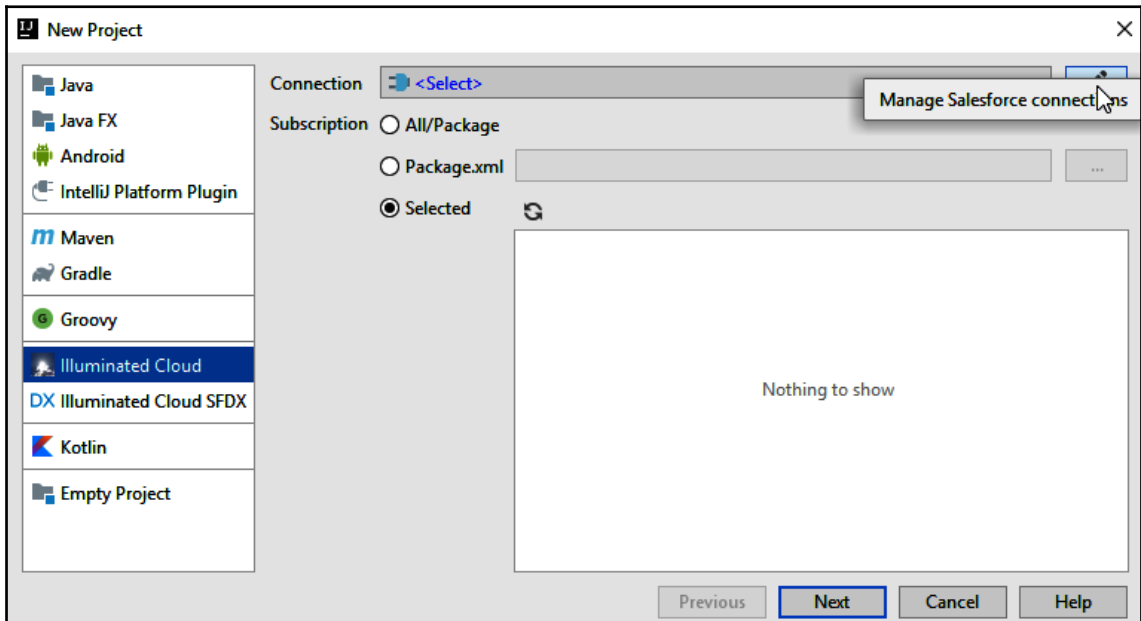
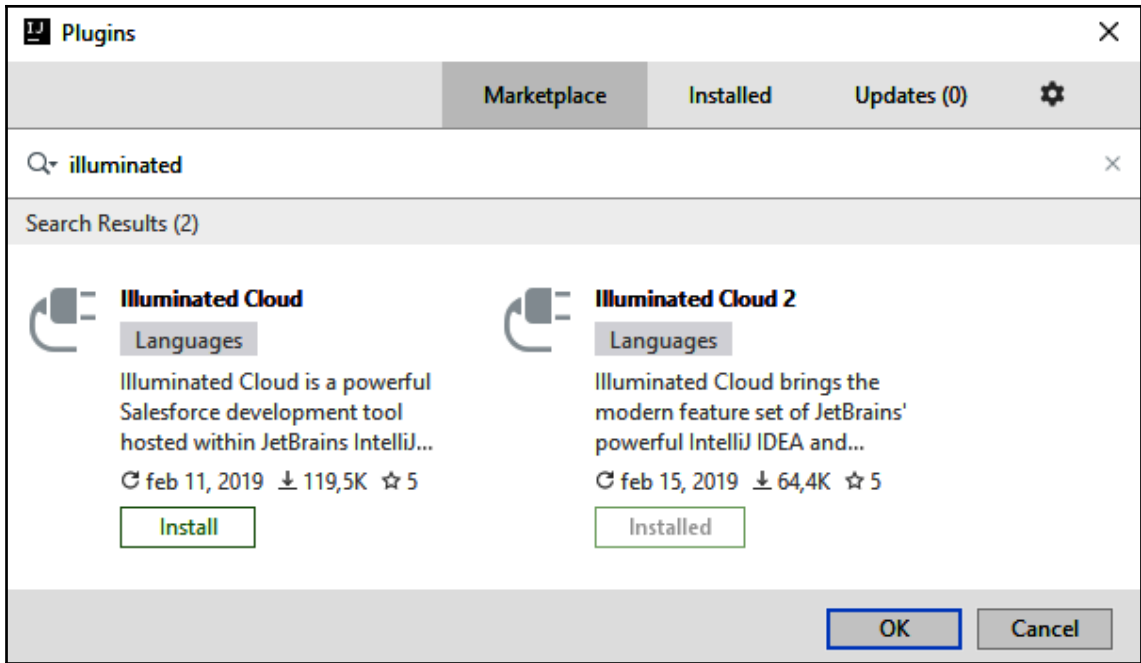
Setup Home Object Manager

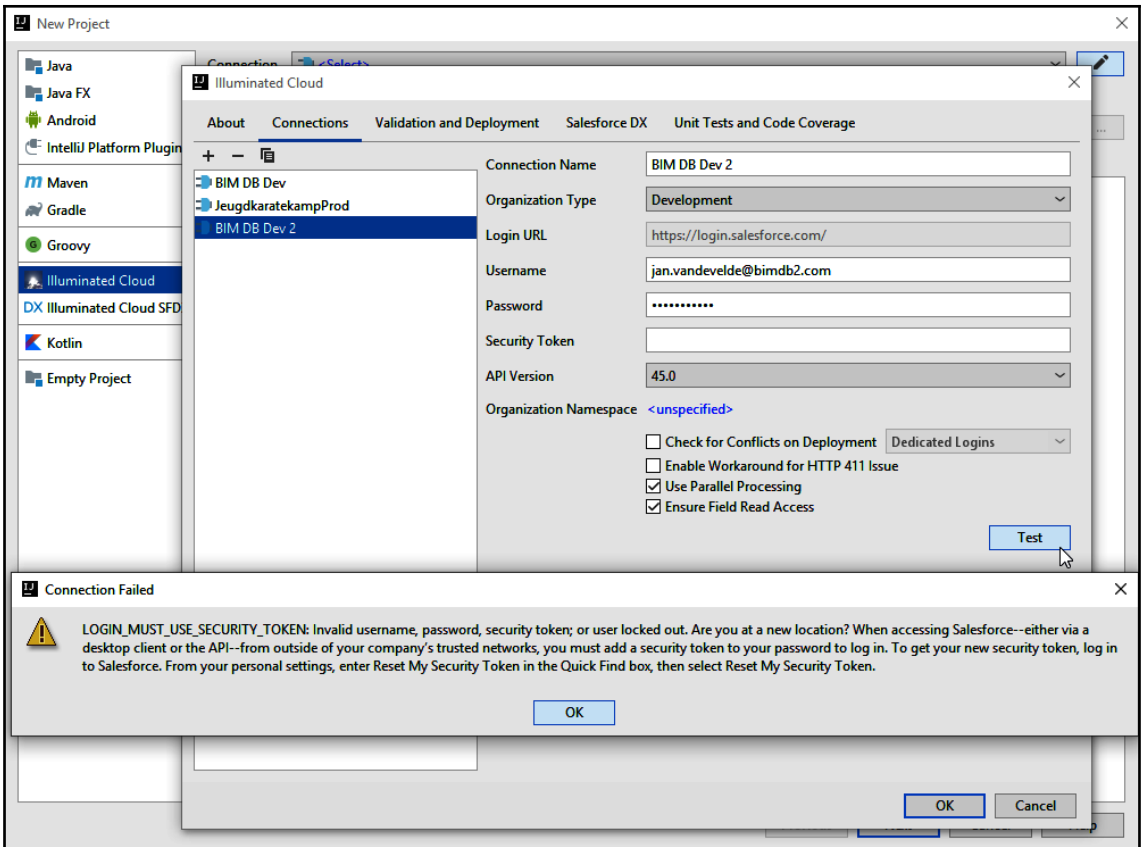
Object Manager
39 Items, Sorted by Label

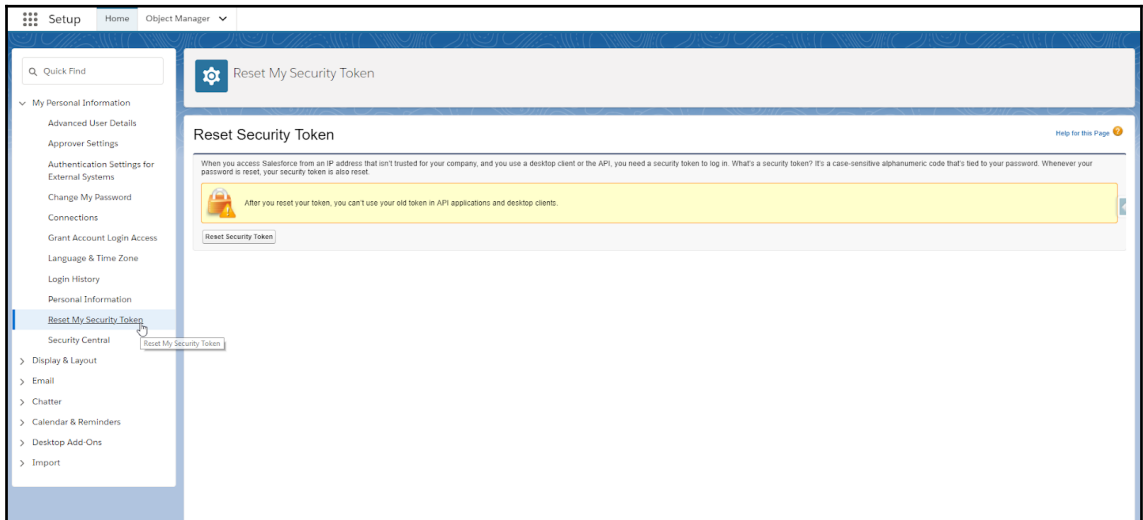
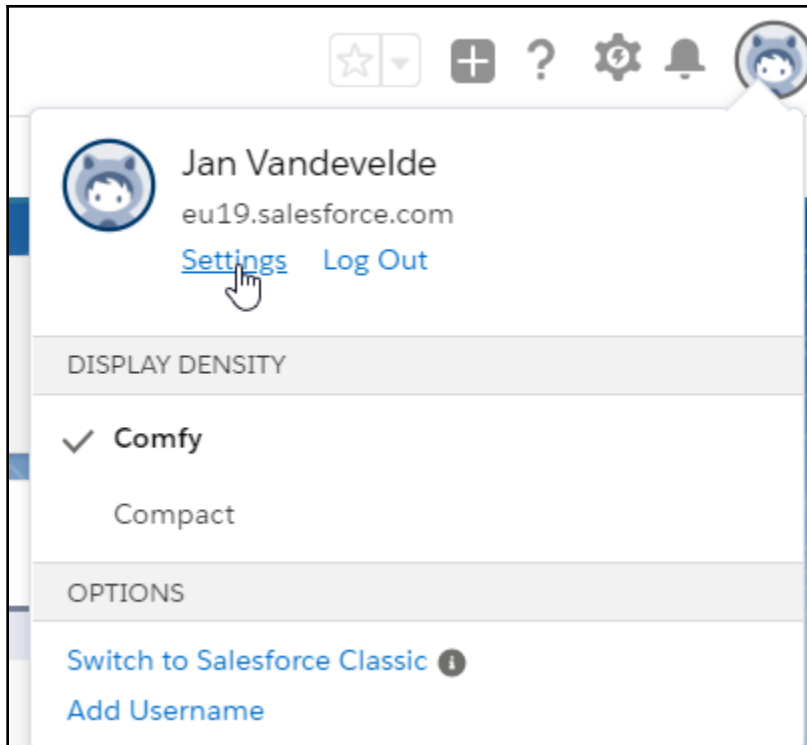
Quick Find Schema Builder Create

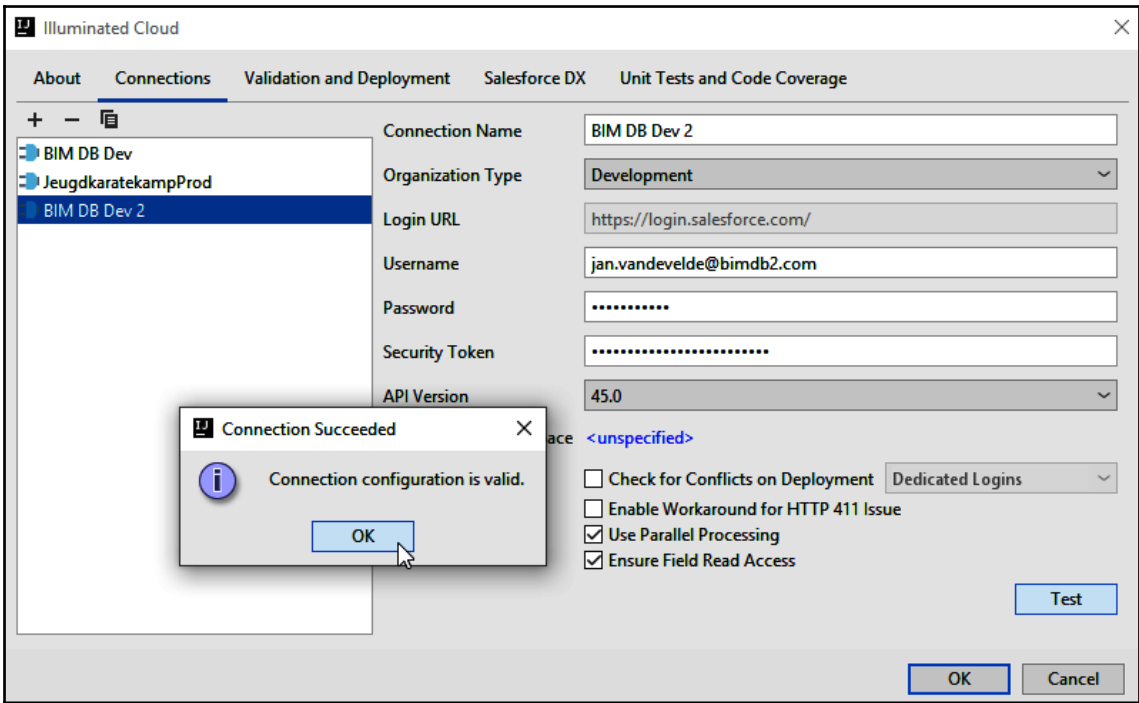
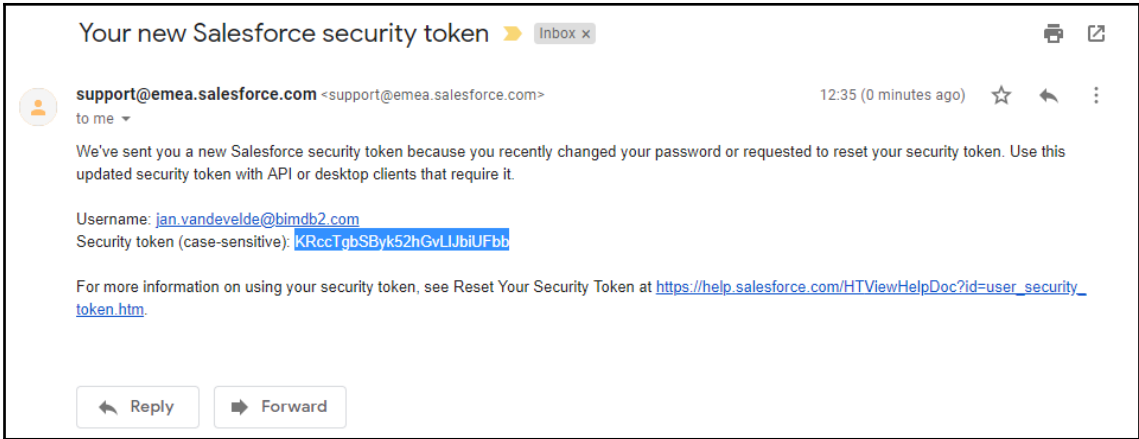
LABEL	API NAME	DESCRIPTION	LAST MODIFIED	DEPLOYED	CUSTOM
Account	Account				
Activity	Activity				
Asset	Asset				
Asset Relationship	AssetRelationship				
Campaign	Campaign				
Campaign Member	CampaignMember				
Case	Case				
Company	Company_c		8/04/2019	✓	✓
Consumption Rate	ConsumptionRate				
Consumption Schedule	ConsumptionSchedule				

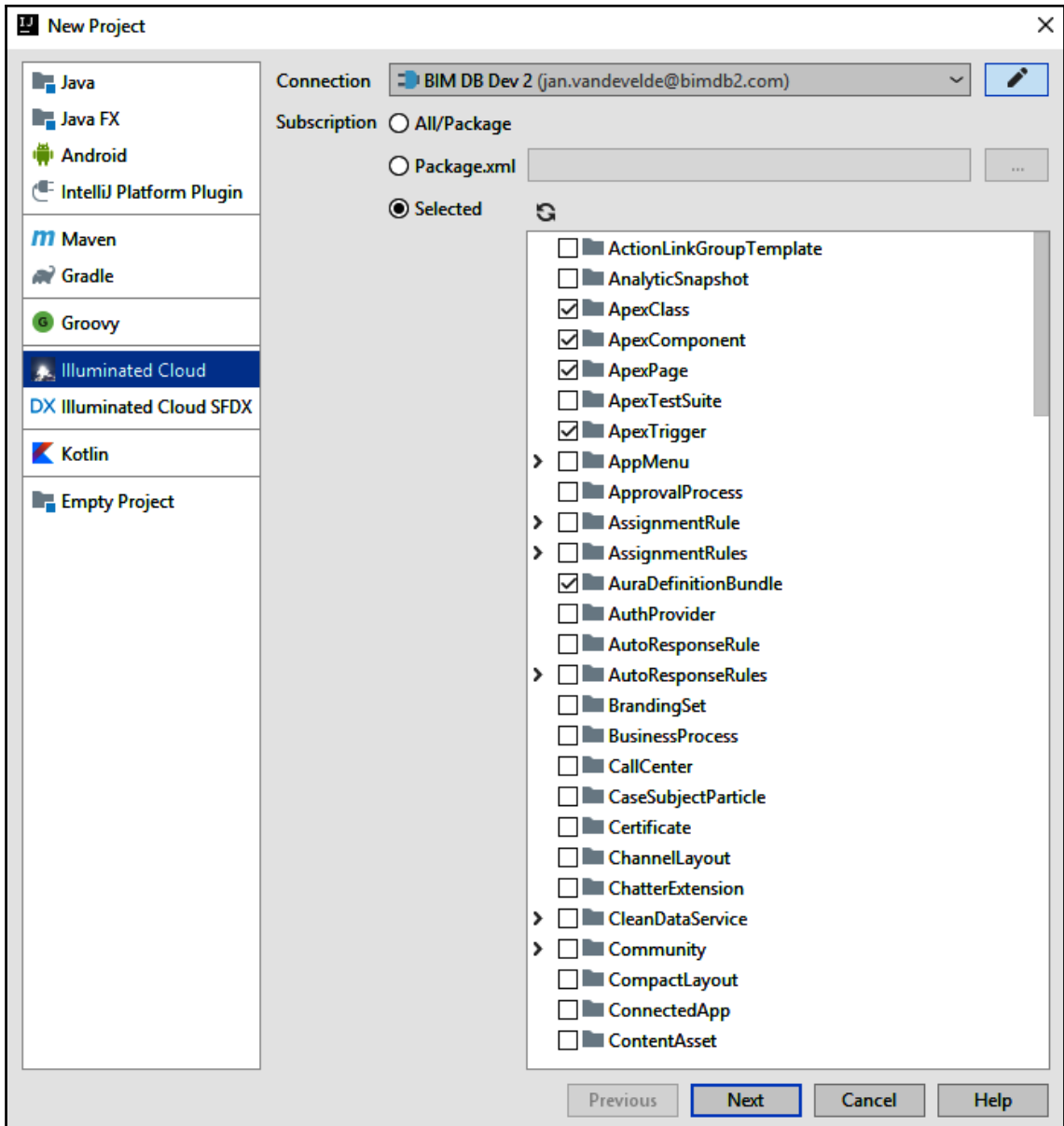
- Settings
- Plugins**
- Structure for New Projects
- Run Configuration Templates for New Projects
- Import Settings
- Export Settings
- Settings Repository...
- Edit Custom Properties...
- Edit Custom VM Options...
- Check for Updates

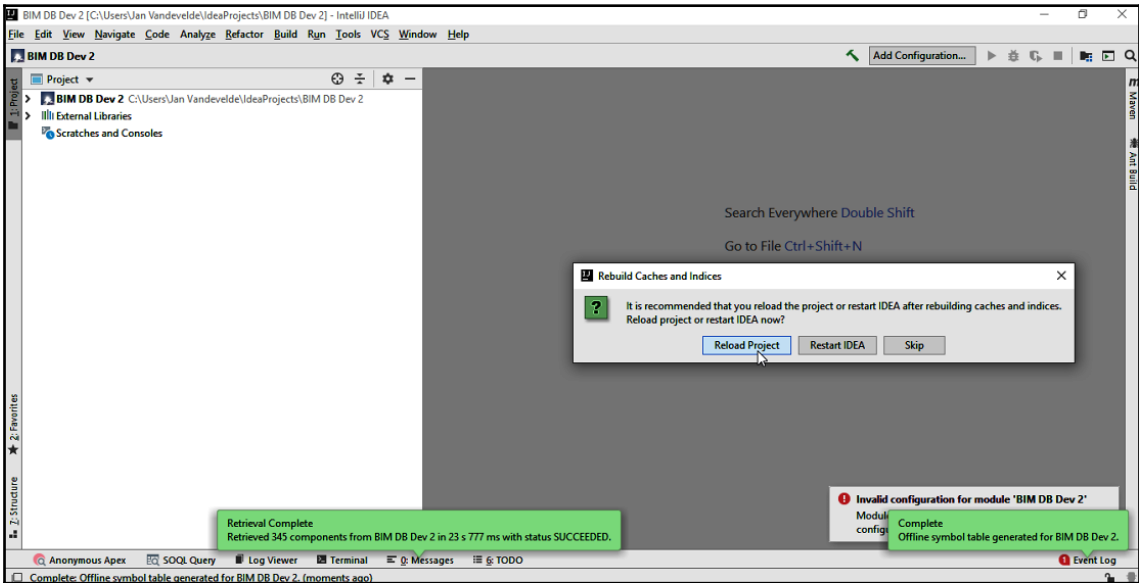
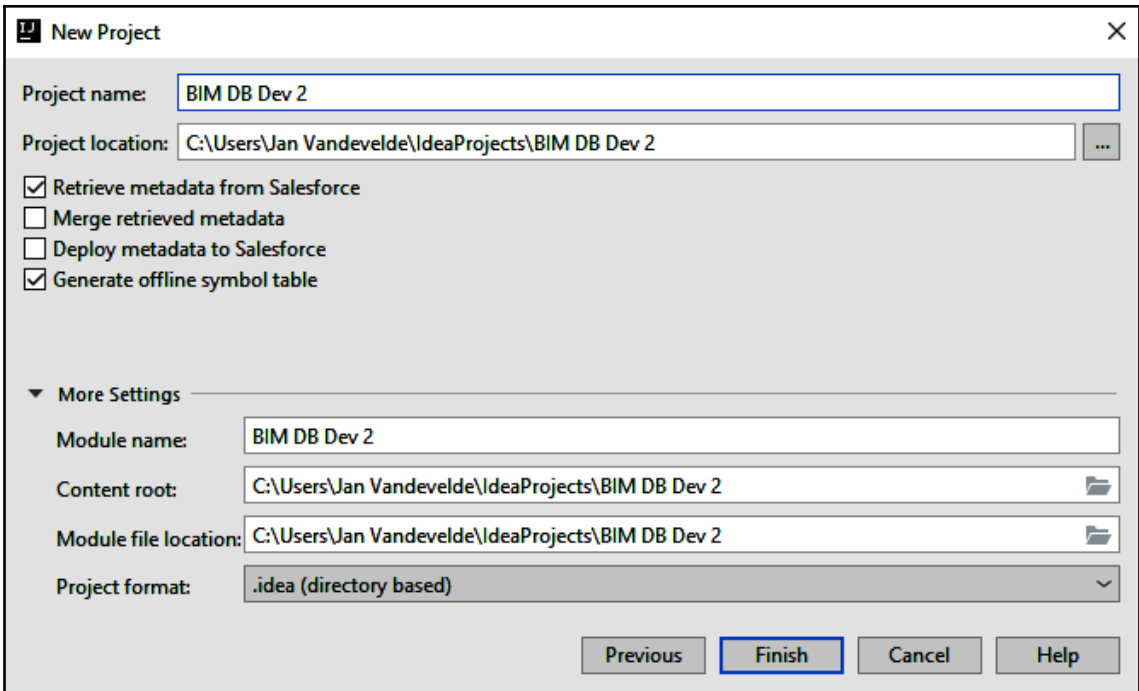


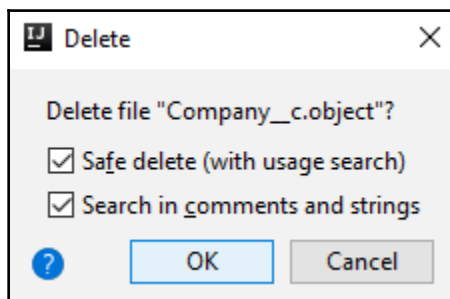
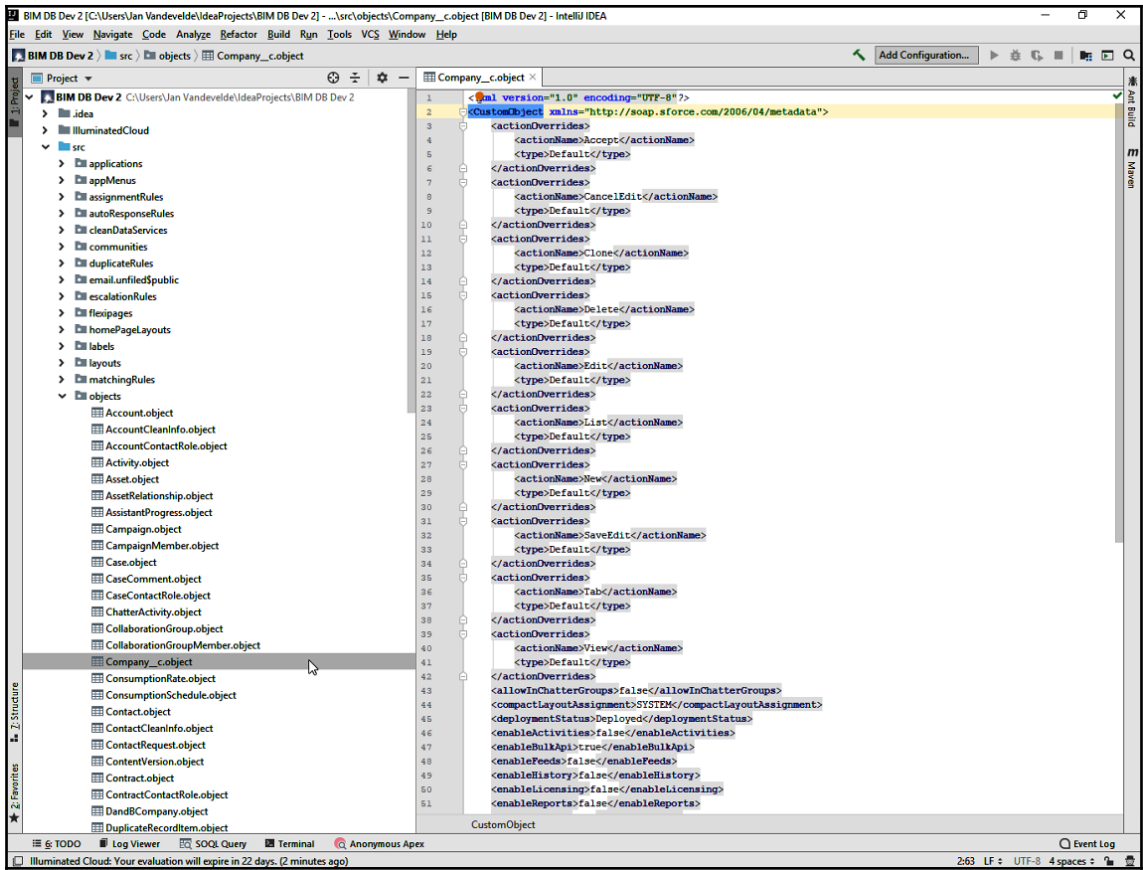


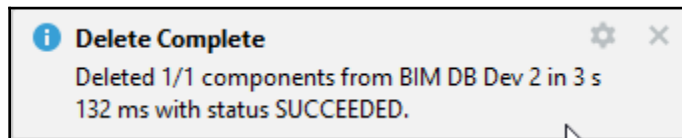
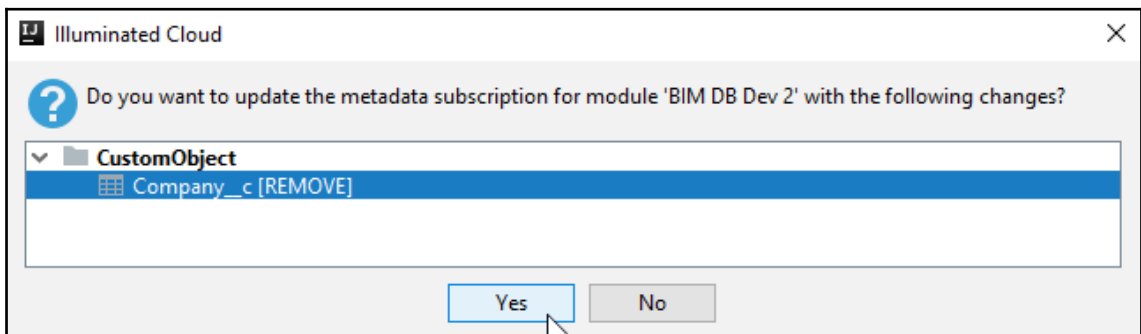
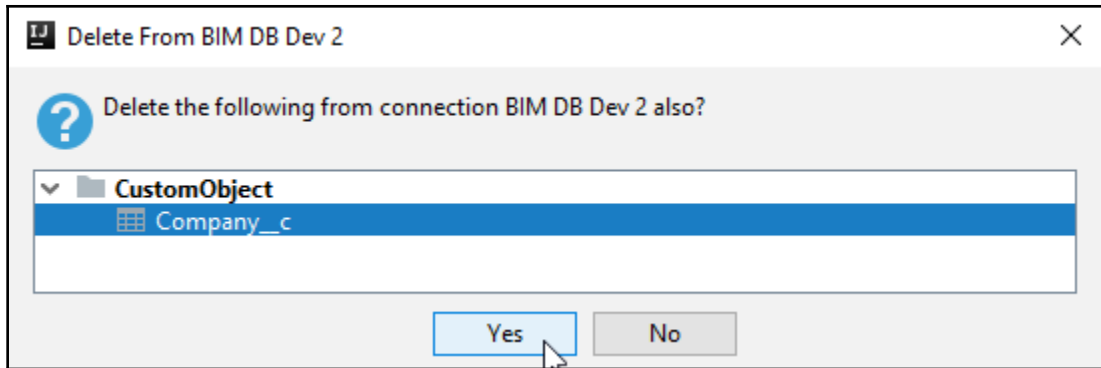












View Setup Audit Trail

Help for this Page

The last 20 entries for your organization are listed below. You can [download](#) your organization's setup audit trail for the last six months (Excel .csv file).

View Setup Audit Trail					
Date	User	Source Namespace Prefix	Action	Section	Delegate User
8/04/2019 13:01:29 CEST	jan.vandevelde@bimdb2.com		Permanently deleted custom object: Company		
8/04/2019 12:49:42 CEST	jan.vandevelde@bimdb2.com		Changed profile System Administrator: field-level security for Order: Opportunity was changed from No Access to Read Only	Manage Users	
8/04/2019 12:49:42 CEST	jan.vandevelde@bimdb2.com		Changed profile System Administrator: field-level security for Opportunity Product: Discount was changed from No Access to Read Only	Manage Users	
8/04/2019 12:49:42 CEST	jan.vandevelde@bimdb2.com		Changed profile System Administrator: field-level security for Opportunity Product: Subtotal was changed from No Access to Read Only	Manage Users	
8/04/2019 12:49:42 CEST	jan.vandevelde@bimdb2.com		Changed profile System Administrator: field-level security for Opportunity: Contract was changed from No Access to Read Only	Manage Users	
8/04/2019 12:49:42 CEST	jan.vandevelde@bimdb2.com		Changed profile System Administrator: field-level security for Lead: Last Transfer Date was changed from No Access to Read Only	Manage Users	
8/04/2019 12:49:42 CEST	jan.vandevelde@bimdb2.com		Changed profile System Administrator: field-level security for Lead: Do Not Call was changed from No Access to Read Only	Manage Users	
8/04/2019 12:49:42 CEST	jan.vandevelde@bimdb2.com		Changed profile System Administrator: field-level security for Lead: Fax Opt Out was changed from No Access to Read Only	Manage Users	
8/04/2019 12:49:42 CEST	jan.vandevelde@bimdb2.com		Changed profile System Administrator: field-level security for Lead: Email Opt Out was changed from No Access to Read Only	Manage Users	
8/04/2019 12:49:42 CEST	jan.vandevelde@bimdb2.com		Changed profile System Administrator: field-level security for Idea: Attachment was changed from No Access to Read Only	Manage Users	
8/04/2019 12:49:42 CEST	jan.vandevelde@bimdb2.com		Changed profile System Administrator: field-level security for Event: Type was changed from No Access to Read Only	Manage Users	
8/04/2019 12:49:42 CEST	jan.vandevelde@bimdb2.com		Changed profile System Administrator: field-level security for Contract: Shipping Address was changed from No Access to Read Only	Manage Users	
8/04/2019 12:49:42 CEST	jan.vandevelde@bimdb2.com		Changed profile System Administrator: field-level security for Contract: Contract Name was changed from No Access to Read Only	Manage Users	
8/04/2019 12:49:42 CEST	jan.vandevelde@bimdb2.com		Changed profile System Administrator: field-level security for Contract: Do Not Call was changed from No Access to Read Only	Manage Users	
8/04/2019 12:49:42 CEST	jan.vandevelde@bimdb2.com		Changed profile System Administrator: field-level security for Contract: Email Opt Out was changed from No Access to Read Only	Manage Users	
8/04/2019 12:49:42 CEST	jan.vandevelde@bimdb2.com		Changed profile System Administrator: field-level security for Contract: Fax Opt Out was changed from No Access to Read Only	Manage Users	
8/04/2019 12:49:42 CEST	jan.vandevelde@bimdb2.com		Changed profile System Administrator: field-level security for Case: Closed When Created was changed from No Access to Read Only	Manage Users	
8/04/2019 12:49:42 CEST	jan.vandevelde@bimdb2.com		Changed profile System Administrator: field-level security for Case: Business Hours was changed from No Access to Read Only	Manage Users	
8/04/2019 12:49:42 CEST	jan.vandevelde@bimdb2.com		Changed profile System Administrator: field-level security for Case: Closed When Created was changed from No Access to Read Only	Manage Users	
8/04/2019 12:49:42 CEST	jan.vandevelde@bimdb2.com		Changed profile System Administrator: field-level security for Campaign: Contacts in Hierarchy was changed from No Access to Read Only	Manage Users	

[Download setup audit trail for last six months \(Excel .csv file\)](#)

Chapter 9: Mock Tests

No images.

Appendix

Execution Log		
Timestamp	Event	Details
15:42:20:008	DML_BEGIN	[7] Op:Update Type:Cast__c Rows:22
15:42:20:055	DML_END	[7]
15:42:20:000	LIMIT_USAGE_...	Number of DML statements: 1 out of 150
15:42:20:000	LIMIT_USAGE_...	Number of DML rows: 22 out of 10000

	<input type="checkbox"/> PERSON NAME	EXTERNAL ID ↑	CREATED DATE	LAST MODIFIED
1	<input type="checkbox"/> Al Pacino	1	22/11/2018 10:02	29/12/2018 09:32
2	<input type="checkbox"/> Christopher Nolan	10	22/11/2018 10:02	29/12/2018 09:32
3	<input type="checkbox"/> Christian Bale	11	22/11/2018 10:02	29/12/2018 09:32
4	<input type="checkbox"/> Heath Ledger	12	22/11/2018 10:02	29/12/2018 09:32
5	<input type="checkbox"/> Maggie Gyllenhaal	13	22/11/2018 10:02	29/12/2018 09:32
6	<input type="checkbox"/> Michael Caine	14	22/11/2018 10:02	29/12/2018 09:32
7	<input type="checkbox"/> Katie Holmes	15	22/11/2018 10:02	29/12/2018 09:32
8	<input type="checkbox"/> Liam Neeson	16	22/11/2018 10:02	29/12/2018 09:32
9	<input type="checkbox"/> Gary Oldman	17	22/11/2018 10:02	29/12/2018 09:32
10	<input type="checkbox"/> Francis Ford Coppola	18	22/11/2018 10:02	29/12/2018 09:32
11	<input type="checkbox"/> Steven Spielberg	19	22/11/2018 10:02	29/12/2018 09:32

Persons
All ▾

27 items • Sorted by Last Modified Date • Filtered by all persons • Updated a few seconds ago

	<input type="checkbox"/> PERSON NAME	EXTERNAL ID	CREATED DATE	LAST MODIFIED DATE ↓
1	<input type="checkbox"/> Luke Perry	28	29/12/2018 09:43	29/12/2018 09:43
2	<input type="checkbox"/> Jason Priestly	27	29/12/2018 09:43	29/12/2018 09:43
3	<input type="checkbox"/> Jennie Garth	26	29/12/2018 09:43	29/12/2018 09:43
4	<input type="checkbox"/> Shannen Doherty	25	29/12/2018 09:43	29/12/2018 09:43
5	<input type="checkbox"/> Morgan Freeman	8	22/11/2018 10:02	29/12/2018 09:43
6	<input type="checkbox"/> James Caan	8	22/11/2018 10:02	29/12/2018 09:43
7	<input type="checkbox"/> Travis Knight	23	17/12/2018 12:01	29/12/2018 09:32
8	<input type="checkbox"/> Quentin Tarantino	22	22/11/2018 10:02	29/12/2018 09:32
9	<input type="checkbox"/> Ralph Fiennes	21	22/11/2018 10:02	29/12/2018 09:32

Execution Log		
Timestamp	Event	Details
10:11:23:040	USER_DEBUG	[18] DEBUG Person upserted
10:11:23:040	USER_DEBUG	[18] DEBUG Person upserted
10:11:23:040	USER_DEBUG	[18] DEBUG Person upserted
10:11:23:040	USER_DEBUG	[18] DEBUG Person upserted

Persons
All ▾

31 Items • Sorted by Last Modified Date • Filtered by all persons • Updated a few seconds ago

	<input type="checkbox"/>	PERSON NAME	EXTERNAL ID	CREATED DATE	LAST MODIFIED DATE ↓
1	<input type="checkbox"/>	Aarti Mann	120	29/12/2018 10:11	29/12/2018 10:11
2	<input type="checkbox"/>	Melissa Rauch	119	29/12/2018 10:11	29/12/2018 10:11
3	<input type="checkbox"/>	Jim Parsons	118	29/12/2018 10:11	29/12/2018 10:11
4	<input type="checkbox"/>	Kaley Cuoco	117	29/12/2018 10:11	29/12/2018 10:11
5	<input type="checkbox"/>	Luke Perry	28	29/12/2018 09:43	29/12/2018 09:43