

Chapter 2: Creating Your First Module

Hello World 

[Home](#) » [Administration](#) » [Help](#)

About

This is an example module.



Drupal 8

Home

Home

Search



Our first route

Hello World

Tools

[Add content](#)

Salutation configuration

[Home](#) » [Administration](#) » [Configuration](#)

Salutation

Please provide the salutation you want to use.

Save configuration

Chapter 3: Logging and Mailing

Recent log messages ☆

[View](#) [Delete](#)

[Home](#) » [Administration](#) » [Reports](#)

The Database Logging module logs system events in the Drupal database. Monitor your site or debug site problems on this page.

▼ FILTER LOG MESSAGES

Type: access denied, content, cron, hello_world, mail, menu, menu_link_content, page not found

Severity: Emergency, Alert, Critical, Error, Warning, Notice, Info, Debug

[Filter](#)

TYPE	DATE	MESSAGE	USER	OPERATIONS
content	05/07/2017 - 17:24	article: added Mauris luctus nibh at diam.	admin	View
cron	05/07/2017 - 17:23	Cron run completed.	Anonymous (not verified)	
cron	05/07/2017 - 17:23	Execution of system_cron() took 50.21ms.	Anonymous (not verified)	

Chapter 4: Theming

Appearance


[List](#) [Settings](#)

[Home](#) » [Administration](#)

Set and configure the default theme for your website. Alternative [themes](#) are available.

You can place blocks for each theme on the [block layout](#) page.

Installed themes

	<p>Bartik 8.2.8-dev (default theme)</p> <p>A flexible, recolorable theme with many regions and a responsive, mobile</p> <p>Settings</p>
---	--

Chapter 5: Menus and Menu Links

Mauris luctus nibh at diam

[View](#)[Edit](#)[Delete](#)

Submitted by [admin](#) on Sun, 05/07/2017 - 17:23

People


[List](#)[Permissions](#)[Roles](#)

[Home](#) » [Administration](#)

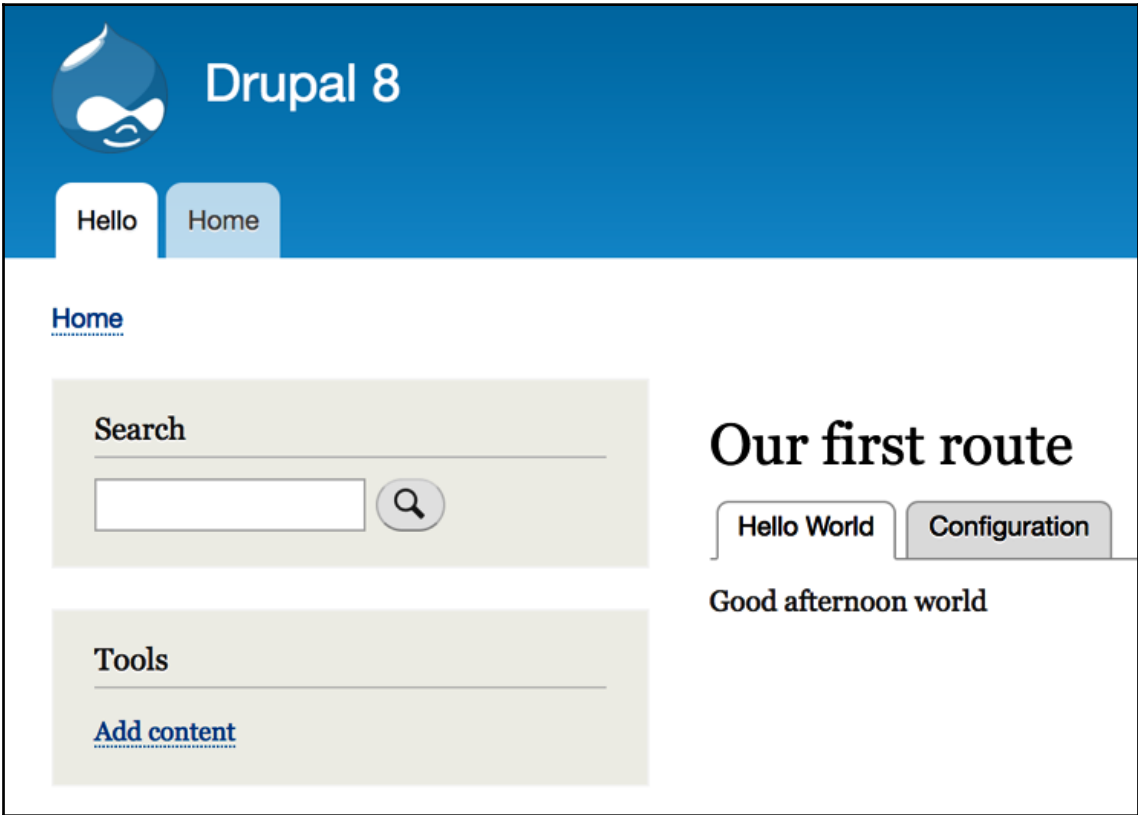
[+ Add user](#)

Name or email contains

Role

- Any - 

[Filter](#)




Our first route

Hello World

Configuration

Good afternoon world

Override

Chapter 6: Data Modeling and Storage

Synchronize

[Synchronize](#) [Import](#) [Export](#)

[Home](#) » [Administration](#) » [Configuration](#) » [Development](#)

Compare the configuration uploaded to your sync directory with the active configuration before completing the import.

NAME	OPERATIONS
There are no configuration changes to import.	

View changes of system.site

ACTIVE		STAGED
	uuid: 6582f134-0c4b-4428-9c14-d7f2861c6642	uuid: 6582f134-0c4b-4428-9c14-d7f2861c6642
-	name: 'Drupal 8'	+ name: 'Drupal 8 Development '
	mail: danny@webomelette.com	mail: danny@webomelette.com
	slogan: "	slogan: "

[Back to 'Synchronize configuration' page.](#)

Add field ☆

[Home](#) » [Administration](#) » [Structure](#) » [Content types](#) » [Article](#) » [Manage fields](#)

Add a new field

✓ - Select a field type -

General

Comments

Email

Timestamp

Boolean

Date

Link

Number

List (float)

List (integer)

Number (decimal)

Number (float)

Number (integer)

Reference

Content

File

Image

Taxonomy term

User

Other...

Text

List (text)

Text (formatted)

Text (formatted, long)

Text (formatted, long, with summary)

Text (plain)

Text (plain, long)

FIELD	LABEL	FORMAT
⊕ Image	- Hidden -	Image
⊕ Body	- Hidden -	Default
⊕ Tags	Above	Label
⊕ Disclaimer		Visible
⊕ Links		Visible
⊕ Comments	Above	Comment list

Chapter 7: Your Own Custom Entity and Plugin Types

Product entities ☆

[Home](#) » [Administration](#) » [Structure](#)

[+ Add Product](#)

PRODUCT ID	NAME	OPERATIONS
There is no Product yet.		

Product entities ☆

[Home](#) » [Administration](#) » [Structure](#)

[+ Add Product](#)

PRODUCT ID	NAME	OPERATIONS
There is no Product yet.		

Add importer ☆

[Home](#) » [Administration](#) » [Structure](#) » [Importer entities](#)

Name *

Machine name: my_json_product_importer [\[Edit\]](#)

Name of the Importer.

Url *

The URL to the import resource

- Select -

✓ JSON Importer

The plugin to be used with this importer.

Update existing

Whether to update existing products if already imported.

Source

The source of the products.

Save

Product type entities ☆

[Home](#) » [Administration](#) » [Structure](#)

[+ Add Product type](#)

PRODUCT TYPE	MACHINE NAME	OPERATIONS
Goods	goods	<ul style="list-style-type: none">EditManage fieldsManage form displayManage displayTranslateDelete

Chapter 8: The Database API

```
vagrant@vagrant:/var/www$ drush updb -y
The following updates are pending:

sports module :
  8001 - Adds a the "location" field to the teams table.

Do you wish to run all pending updates? (y/n): y
Performing sports_update_8001
Cache rebuild complete.
Finished performing updates.
vagrant@vagrant:/var/www$ █
```

Chapter 9: Custom Fields

These settings apply to the *plates* field everywhere it is used. These settings impact the way that data is stored in the database and can

Plate number maximum length *

Maximum length for the plate number in characters.

Plate code maximum length *

Maximum length for the plate code in characters.

Allowed number of values

Limited

Save field settings

Widget settings: **Default license plate widget**

Size of plate number textfield *

Size of plate code textfield *

Fieldset default state

Open

The default state of the fieldset which contains the two plate fields: open or closed

▼ **PLACEHOLDER**

Text that will be shown inside the field until a value is entered. This hint is usually a sample value or a brief description of the expected format.

Number field

Code field

Update

Cancel

Default license plate widget ▼

License plate size: 255 (for number) and 5 (for code)

Placeholder: NY 543345

Fieldset state: open



Chapter 10: Access Control

PERMISSION	ANONYMOUS USER	AUTHENTICATED USER	ADMINISTRATOR
Block			
Administer blocks	<input type="checkbox"/>	<input type="checkbox"/>	<input checked="" type="checkbox"/>
Comment			
Administer comment types and settings <i>Warning: Give to trusted roles only; this permission has security implications.</i>	<input type="checkbox"/>	<input type="checkbox"/>	<input checked="" type="checkbox"/>
Administer comments and comment settings	<input type="checkbox"/>	<input type="checkbox"/>	<input checked="" type="checkbox"/>
Edit own comments	<input type="checkbox"/>	<input type="checkbox"/>	<input checked="" type="checkbox"/>
Post comments	<input type="checkbox"/>	<input checked="" type="checkbox"/>	<input checked="" type="checkbox"/>
Skip comment approval	<input type="checkbox"/>	<input checked="" type="checkbox"/>	<input checked="" type="checkbox"/>
View comments	<input checked="" type="checkbox"/>	<input checked="" type="checkbox"/>	<input checked="" type="checkbox"/>

PERMISSION	ANONYMOUS USER	AUTHENTICATED USER
Block		
Administer blocks	<input type="checkbox"/>	<input type="checkbox"/>
Comment		
Administer comment types and settings <i>Warning: Give to trusted roles only; this permission has security implications.</i>	<input type="checkbox"/>	<input type="checkbox"/>

Block description: Hello world salutation

Title *

Hello world salutation

Machine name:

helloworldsalutation [\[Edit\]](#)

Display title

Visibility

Language

Not restricted

Content types

Not restricted

Pages

Not restricted

Roles

Not restricted

Pages

Specify pages by using their paths. Enter one path per line. The '*' character is a wildcard. An example path is `/user/*` for every user page. `<front>` is the front page.

- Show for the listed pages
 Hide for the listed pages

Chapter 11: Caching

Performance ☆

[Home](#) » [Administration](#) » [Configuration](#) » [Development](#)

▼ CLEAR CACHE

Clear all caches

▼ CACHING

Browser and proxy cache maximum age
<no caching> ▼
This is used as the value for max-age in Cache-Control headers.

▼ BANDWIDTH OPTIMIZATION

External resources can be optimized automatically, which can reduce both the size and number of requests made to your website.

Aggregate CSS files
 Aggregate JavaScript files

Save configuration

Chapter 13: Internationalization and Languages

Languages ☆

List Detection and selection

[Home](#) » [Administration](#) » [Configuration](#) » [Regional and language](#)

Reorder the configured languages to set their order in the language switcher block and, when editing content, in the list of selectable languages. This ordering does not affect the site default language.


The site default language can also be set. It is not recommended to change the default language on a working site. [Configure the Selected language](#) setting on the detection page for language selection.

Interface translations are automatically imported when a language is added, or when new modules or themes are enabled. The report [Available translation updates](#) shows the [user interface translation](#) page.

[+ Add language](#)

NAME	DEFAULT	INTERFACE TRANSLATION	OPERATIONS
✚ English	<input checked="" type="radio"/>	not applicable	Edit ▼
✚ French	<input type="radio"/>	8133/8150 (99.79%)	Edit ▼

[Save configuration](#)

		Default language
<input checked="" type="checkbox"/>	Basic page	English  Explanation of the language options is found on the languages list page . <input checked="" type="checkbox"/> Show language selector on create and edit pages
<input checked="" type="checkbox"/>	Title	
<input checked="" type="checkbox"/>	Authored by	
<input type="checkbox"/>	Publishing status	
<input type="checkbox"/>	Authored on	
<input type="checkbox"/>	Changed	
<input type="checkbox"/>	Promoted to front page	
<input type="checkbox"/>	Sticky at top of lists	
<input checked="" type="checkbox"/>	URL alias	
<input checked="" type="checkbox"/>	Body	

Edit French translation for *Page title block*

[Home](#) » [Administration](#) » [Structure](#) » [Block layout](#) » [Configure block](#) » [Translate](#)

▼ PAGE TITLE BLOCK SETTINGS

<p>Description</p> <p>Page title</p>	<p>Description</p> <input style="width: 90%; height: 20px;" type="text"/>
---	--

▼ FILTER TRANSLATABLE STRINGS

String contains

Leave blank to show all strings. The search is case sensitive.

Translation language Search in

SOURCE STRING	TRANSLATION FOR FRENCH
Forms	Formulaires
Home	Accueil
User interface	Interface utilisateur
Title	Titre
Body	Corps

▼ FILTER TRANSLATABLE STRINGS

String contains

Leave blank to show all strings. The search is case sensitive.

Translation language Search in

SOURCE STRING	TRANSLATION FOR FRENCH
Book	Livre
Book In Context: The verb "to book"	Réserver

Chapter 14: Batches, Queues, and Cron

```
vagrant@vagrant:/var/www$ drush products-import-run --importer=json
Importing product TV
Importing product VCR
Importing product Stereo
Importing product Bike
Importing product Speakers
Importing product Gameboy
No products had to be deleted.
6 products imported.
The "json" importer has been run.
```

Cron takes care of running periodic tasks like checking for updates and indexing content for search.

Run cron

Last run: 21 seconds ago.

To run cron from outside the site, go to http://vagrant.loc/cron/_D9Yg6tH_zBgYxR5c-DOglfh0RafvK2Kyjju5N4FcXLMYisyT8EKcZ4ADifvEsdzANjwa9MRaw

▼ CRON SETTINGS

Run cron every

3 hours

More information about setting up scheduled tasks can be found by [reading the cron tutorial on drupal.org](#).

Save configuration

```
vagrant@vagrant:/var/www$ drush products-import-run
The plugin JSON Importer is already running.
vagrant@vagrant:/var/www$
```

[status]

```
vagrant@vagrant:/var/www$ drush products-import-run
Importing product TV
Importing product VCR
Importing product Stereo
Importing product Bike
Importing product Speakers
Importing product Gameboy
No products had to be deleted.
6 products imported.
The "This da JSON" importer has been run.
vagrant@vagrant:/var/www$
```

[ok]

[ok]

[ok]

[ok]

[ok]

[ok]

[status]

[status]

[success]

Chapter 15: Views

VIEW SETTINGS

Show: sorted by:

Search

Category

	TITLE	CATEGORY	DESCRIPTION
<input type="checkbox"/>	ID	Sports	The unique player ID.

The player data.

Create a label

Exclude from display

Enable to load this field as hidden. Often used

- Full data (unserialized)
- ✓ Full data (serialized)
- A certain key

to be displayed. You

Shows a disclaimer message

Create a label

Exclude from display

Enable to load this field as hidden. Often used to group fields, or to use as token in another

Text

The content provided is for general information purposes only.

The text to display for this field. You may include HTML or [Twig](#). You may enter data from t

Configure field: Product: Importer

Information about the Product importer.

Create a label

Exclude from display

Enable to load this field as hidden. Often used to group fields,

Importer

Entity ▼

Which importer label to use?

The name of the team.

Relationship

Player team ▼

Expose this filter to visitors, to allow them to change it

Operator

- Is one of
- Is not one of
- Is empty (NULL)
- Is not empty (NOT NULL)

Teams

- Select all
- Team Red
- Team Blue

Chapter 16: Working with Files and Images

File system ☆

[Home](#) » [Administration](#) » [Configuration](#) » [Media](#)

Public file system path
sites/default/files
A local file system path where public files will be stored. This directory must exist and be writable by Drupal. This directory must be relative to the Drupal root.

Public file base URL
http://vagrant.loc/sites/default/files
The base URL that will be used for public file URLs. This can be changed in settings.php

Private file system path
sites/default/private
An existing local file system path for storing private files. It should be writable by Drupal and not accessible over the web. This must be changed in settings.php

Temporary directory

A local file system path where temporary files will be stored. This directory should not be accessible over the web.

Delete orphaned files after
 ▾
Orphaned files are not referenced from any content but remain in the file system and may appear in administrative listings. **Warning:** If enabled, orphaned files will be deleted.

Interface translations directory *

A local file system path where interface translation files will be stored.

Default download method

- Public local files served by the webserver.
- Private local files served by Drupal.

This setting is used as the preferred download method. The use of public files is more efficient, but does not provide any access control.

Name *

Name of the Importer.

Plugin *

The plugin to be used with this importer.

▼ PLUGIN CONFIGURATION FOR *CSV IMPORTER*

File *



products.csv

Remove

The CSV file containing the product records.

Image toolkit ☆

[Home](#) » [Administration](#) » [Configuration](#) » [Media](#)

Select an image processing toolkit

GD2 image manipulation toolkit

▼ GD2 IMAGE MANIPULATION TOOLKIT SETTINGS

JPEG quality

%

Define the image quality for JPEG manipulations. Ranges from 0 to 100. Higher values mean better image quality but bigger files.

Save configuration

+ Add image style

STYLE NAME

OPERATIONS

Large (480×480)

Edit



Medium (220×220)

Edit



Thumbnail (100×100)

Edit



Chapter 17: Automated Testing

▼ PLUGIN CONFIGURATION FOR *CSV IMPORTER*

File *



products.csv

Remove

The CSV file containing the product records.