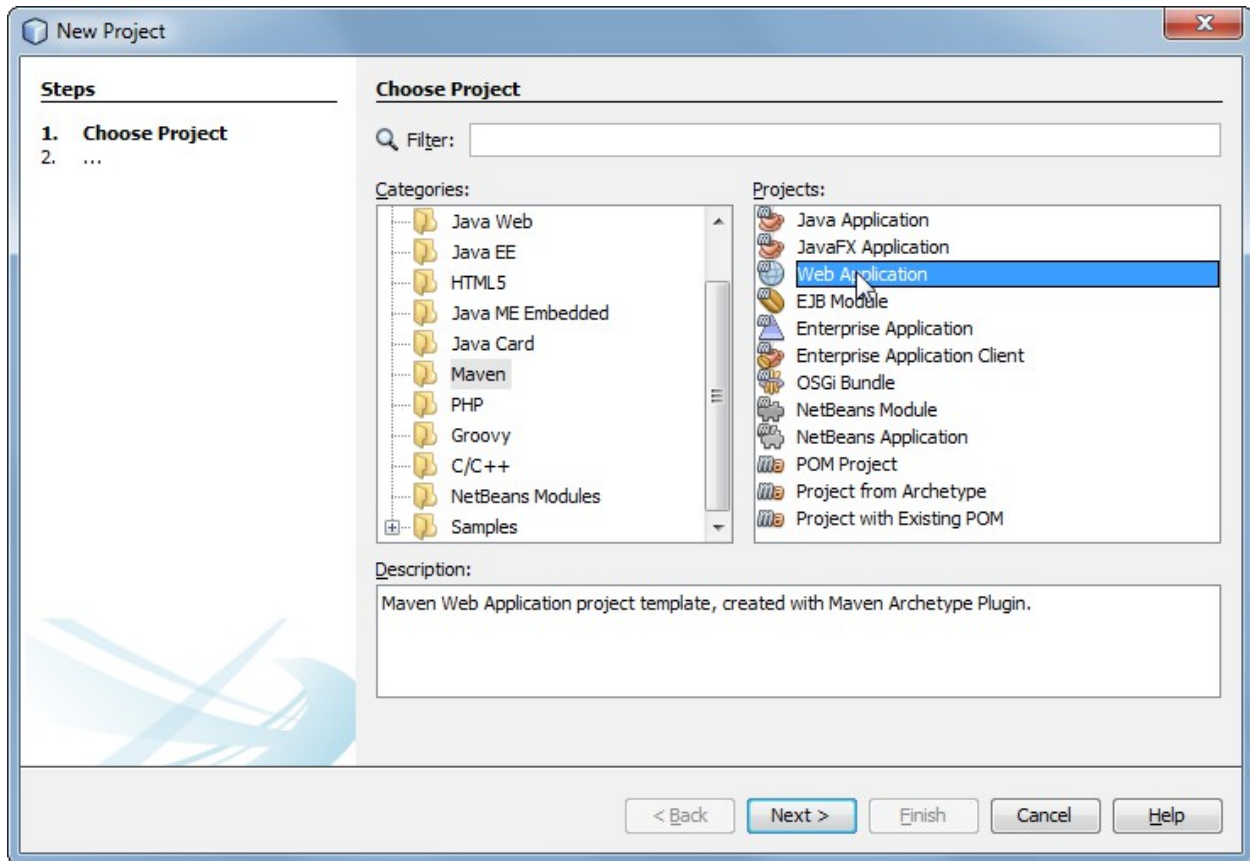


1. Chapter 1: To Skin an App



New Web Application

Steps

1. Choose Project
- 2. Name and Location**
3. Settings

Name and Location

Project Name: PFTthemes

Project Location: C:\Users\Andy_2\Documents\NetBeansProjects

Project Folder: C:\Users\Andy_2\Documents\NetBeansProjects\PFTthemes

Artifact Id: PFTthemes

Group Id: com.andyba

Version: 1.0-SNAPSHOT

Package: com.andyba.pftthemes (Optional)

< Back Next > Finish Cancel Help

New Web Application

Steps

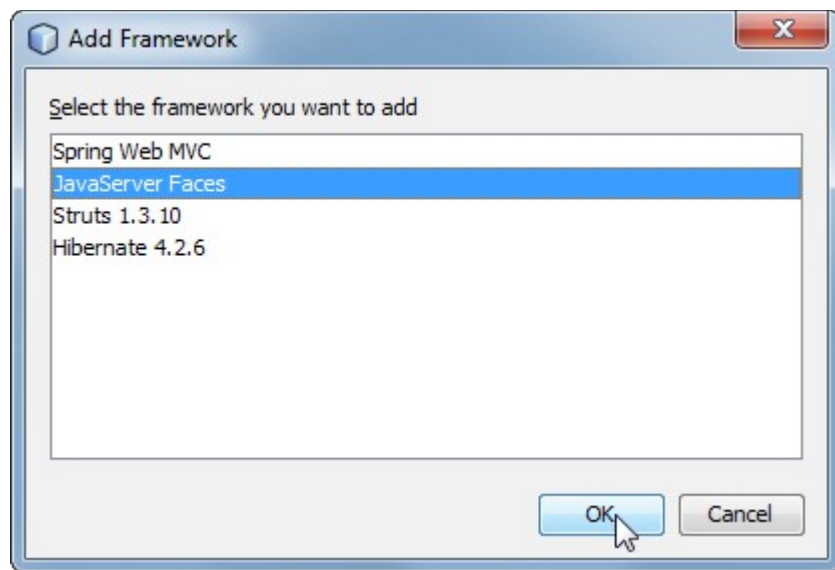
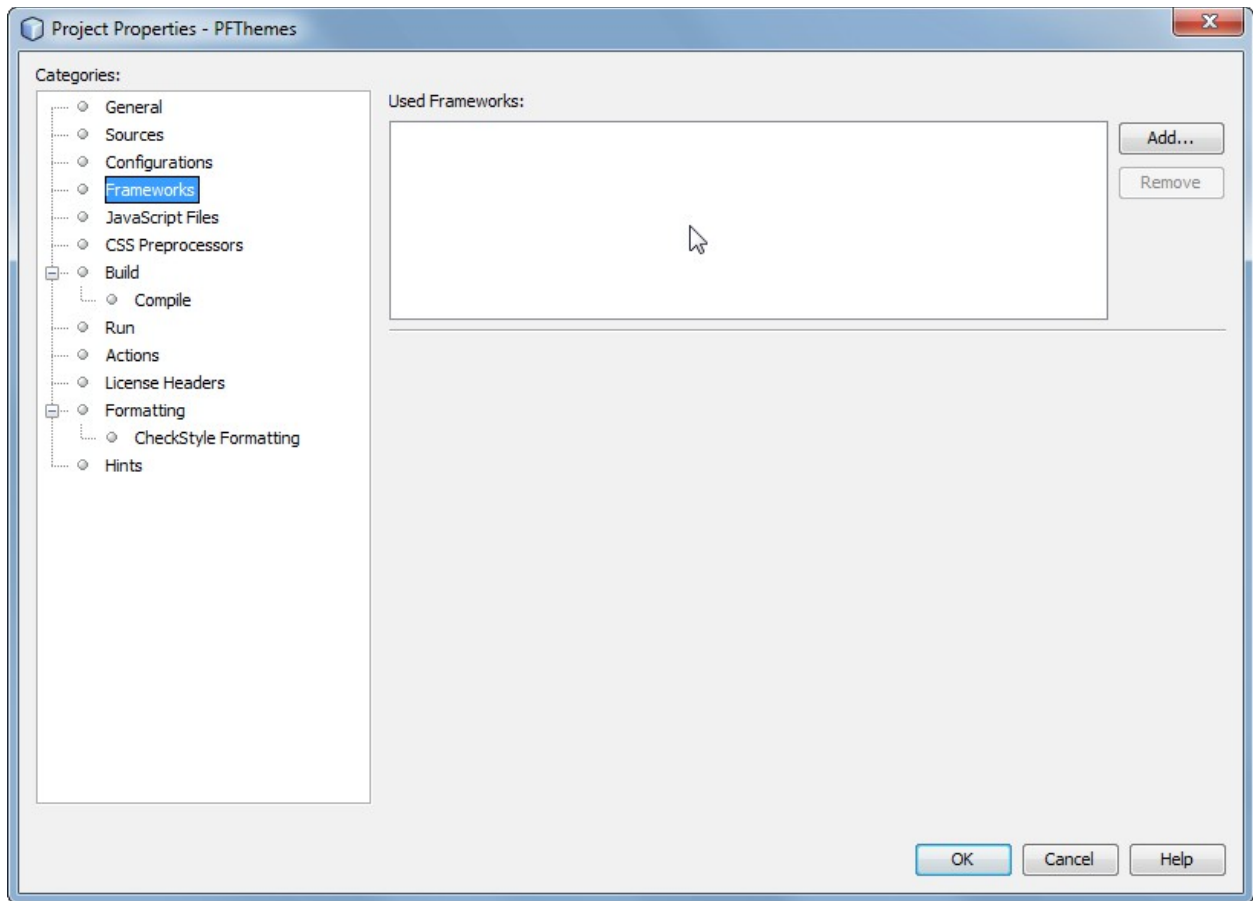
1. Choose Project
2. Name and Location
- 3. Settings**

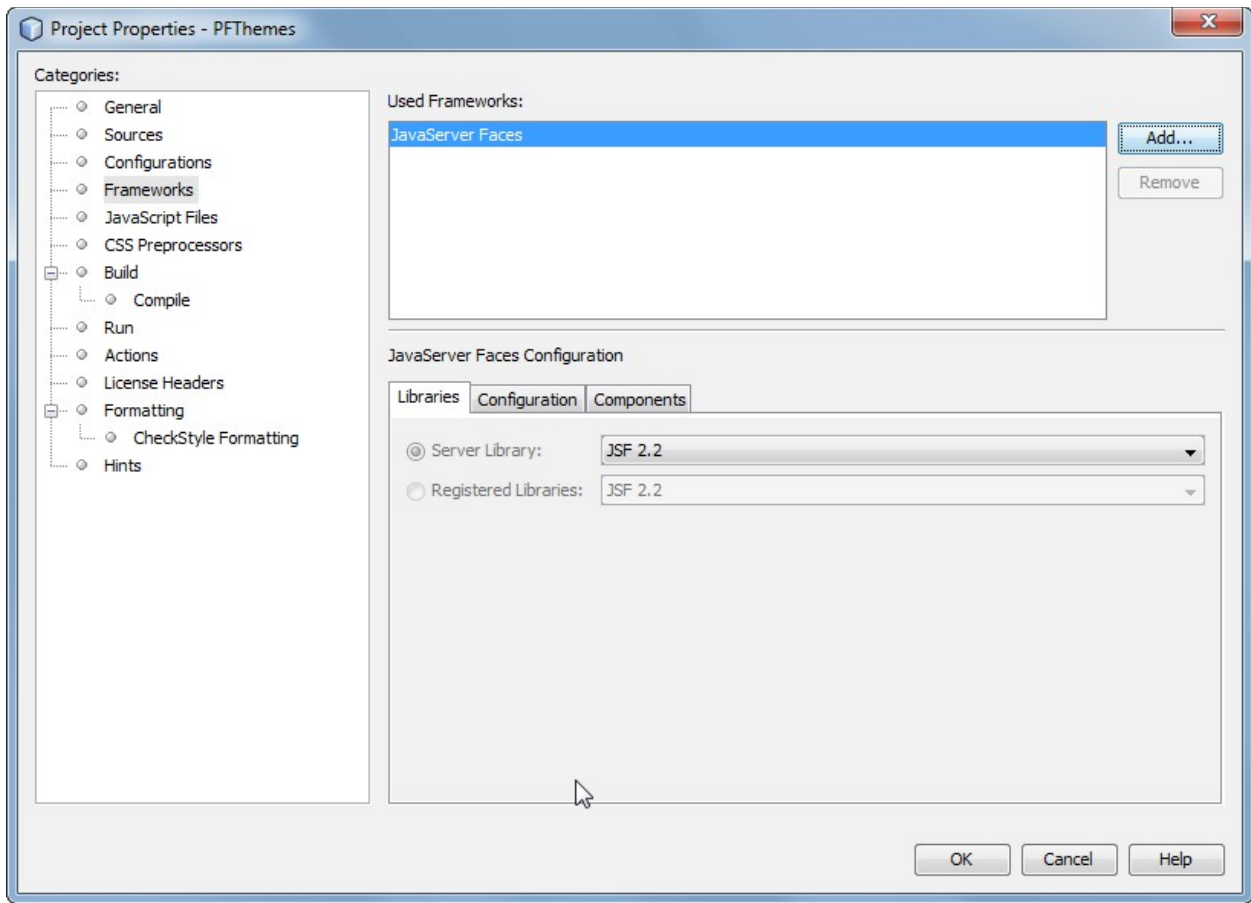
Settings

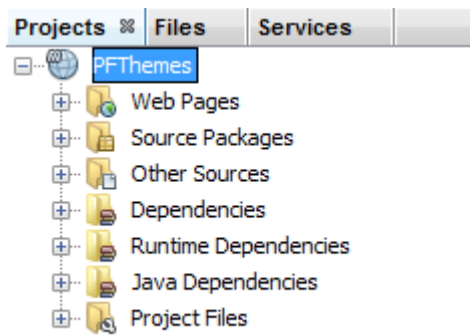
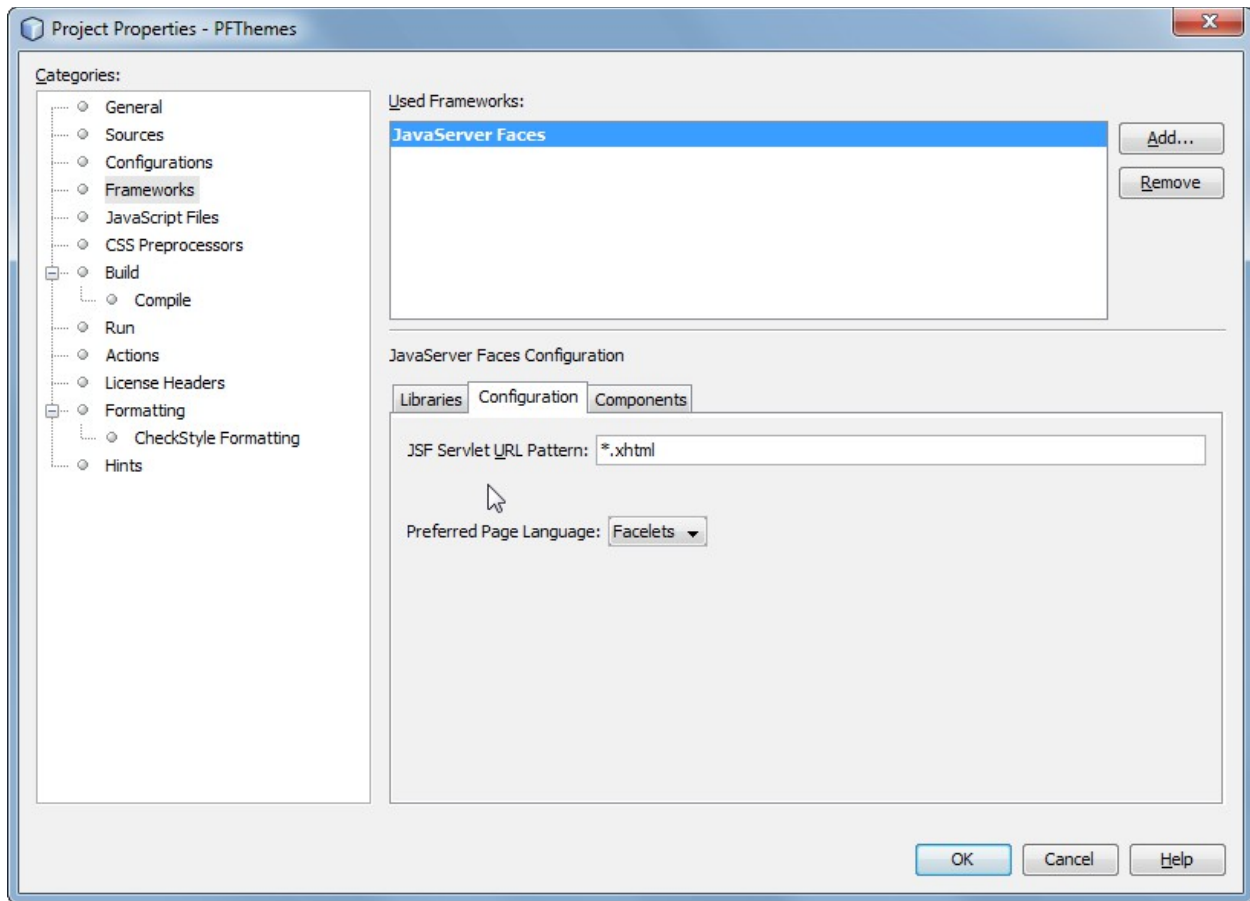
Server: GlassFish Server 4.0

Java EE Version: Java EE 7 Web

< Back Next > Finish Cancel Help







Add Dependency ✕

Group ID:

Artifact ID:

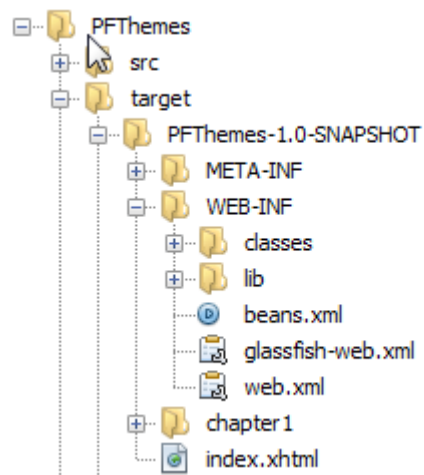
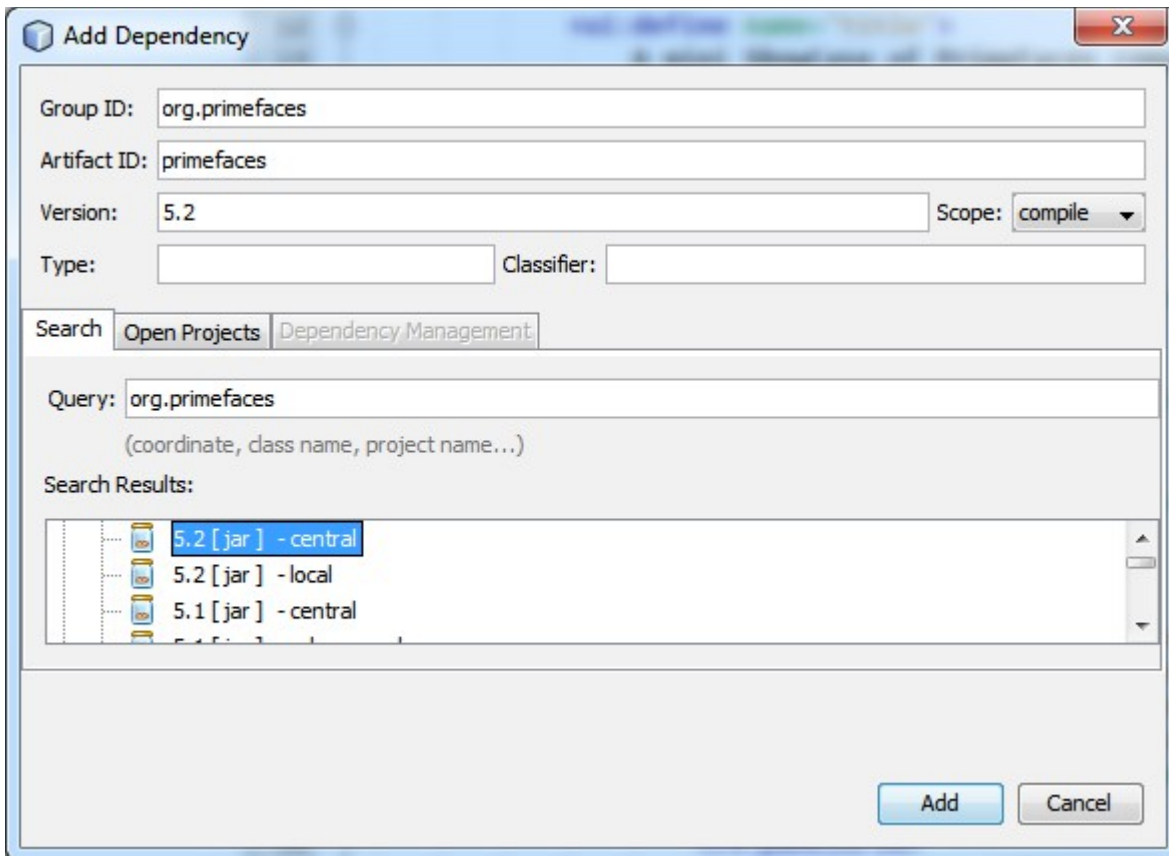
Version: Scope: **compile** ▾

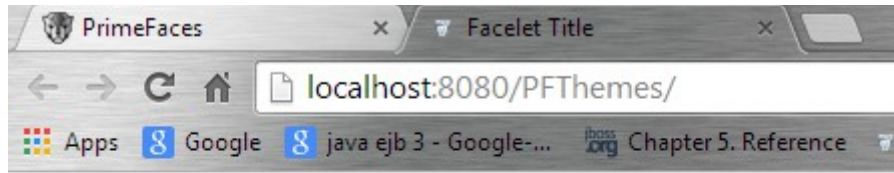
Type: Classifier:

Search **Open Projects** **Dependency Management**

Query:
(coordinate, class name, project name...)

Search Results:





Hello from Facelets

2. Chapter 2: Introducing PrimeFaces Themes

A standard inputText component:

A PrimeFaces inputText component:

New JSF Managed Bean

Steps

1. Choose File Type
2. **Name and Location**

Name and Location

Class Name:

Project:

Location:

Package:

Created File:

Add data to configuration file

Configuration File:

Name:

Scope:

< Back Next > **Finish** Cancel Help

Add Property

Name: = ;

Type:

private package protected public

static final

Generate getter and setter Generate getter Generate setter

Generate javadoc

Bound

Vetoable

Indexed

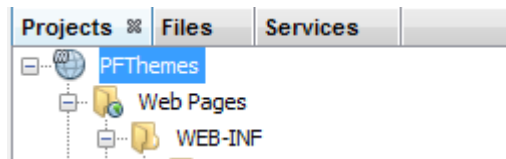
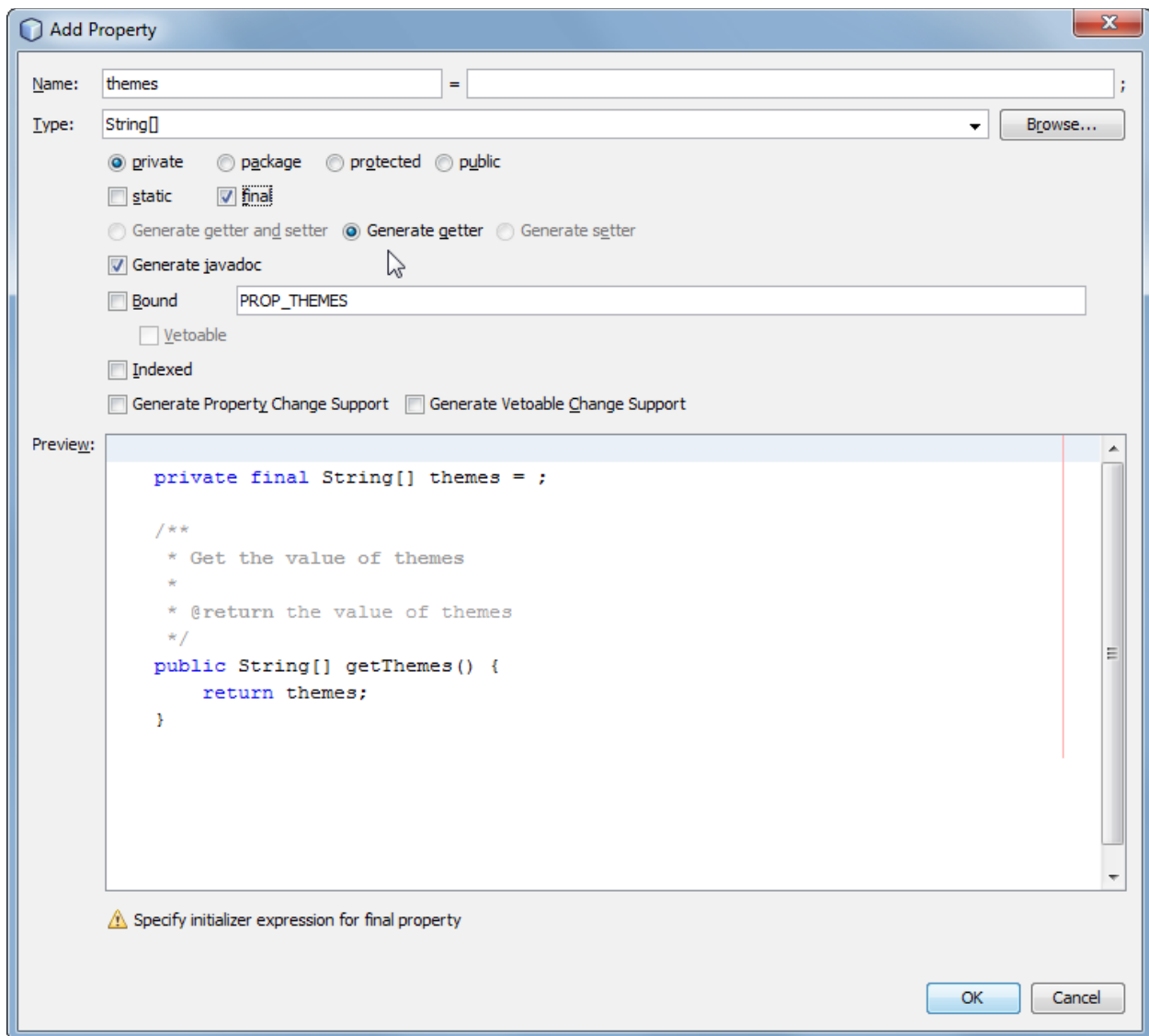
Generate Property Change Support Generate Vetoable Change Support

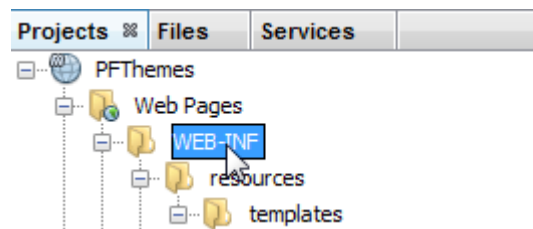
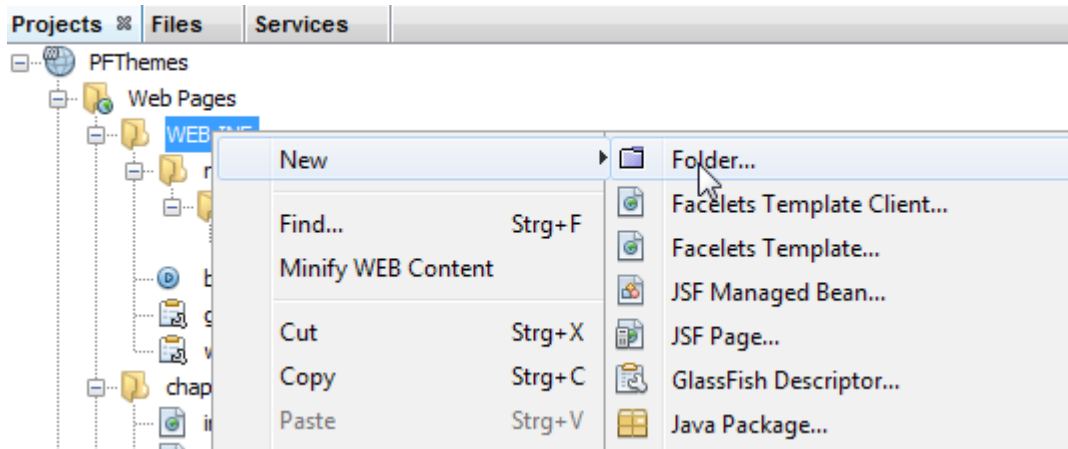
Preview:

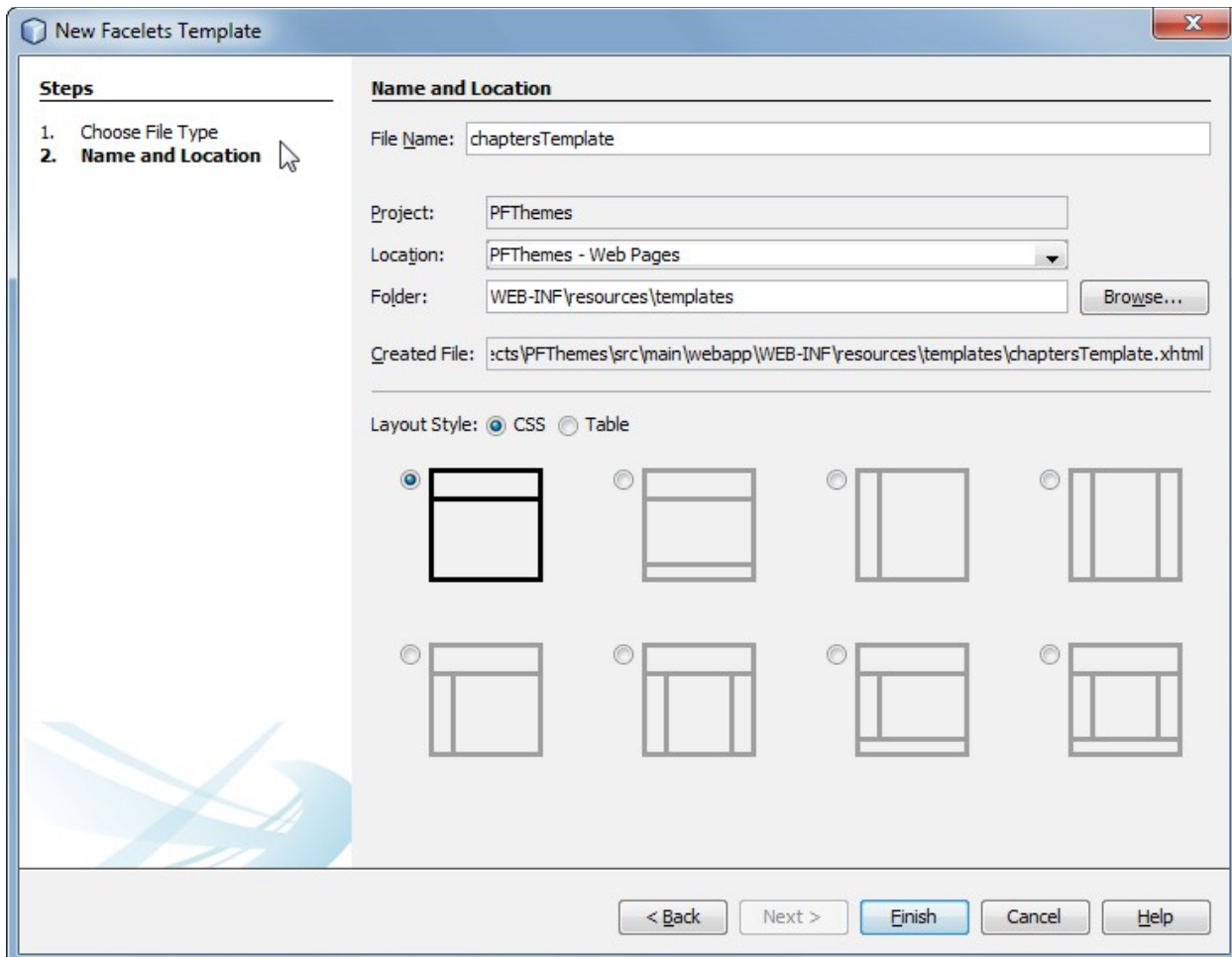
```
private String string;

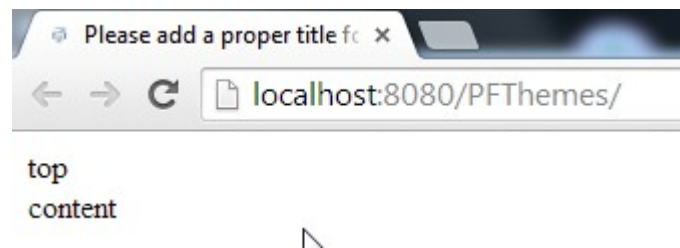
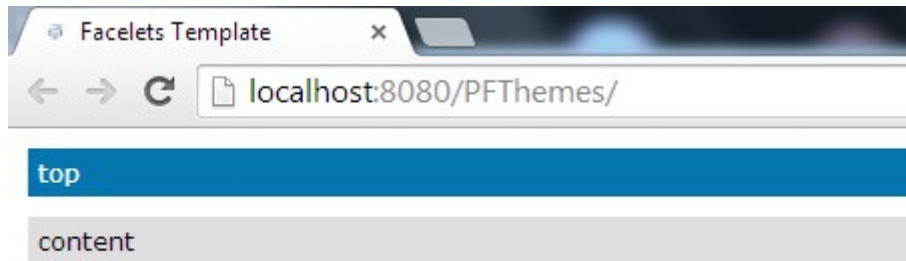
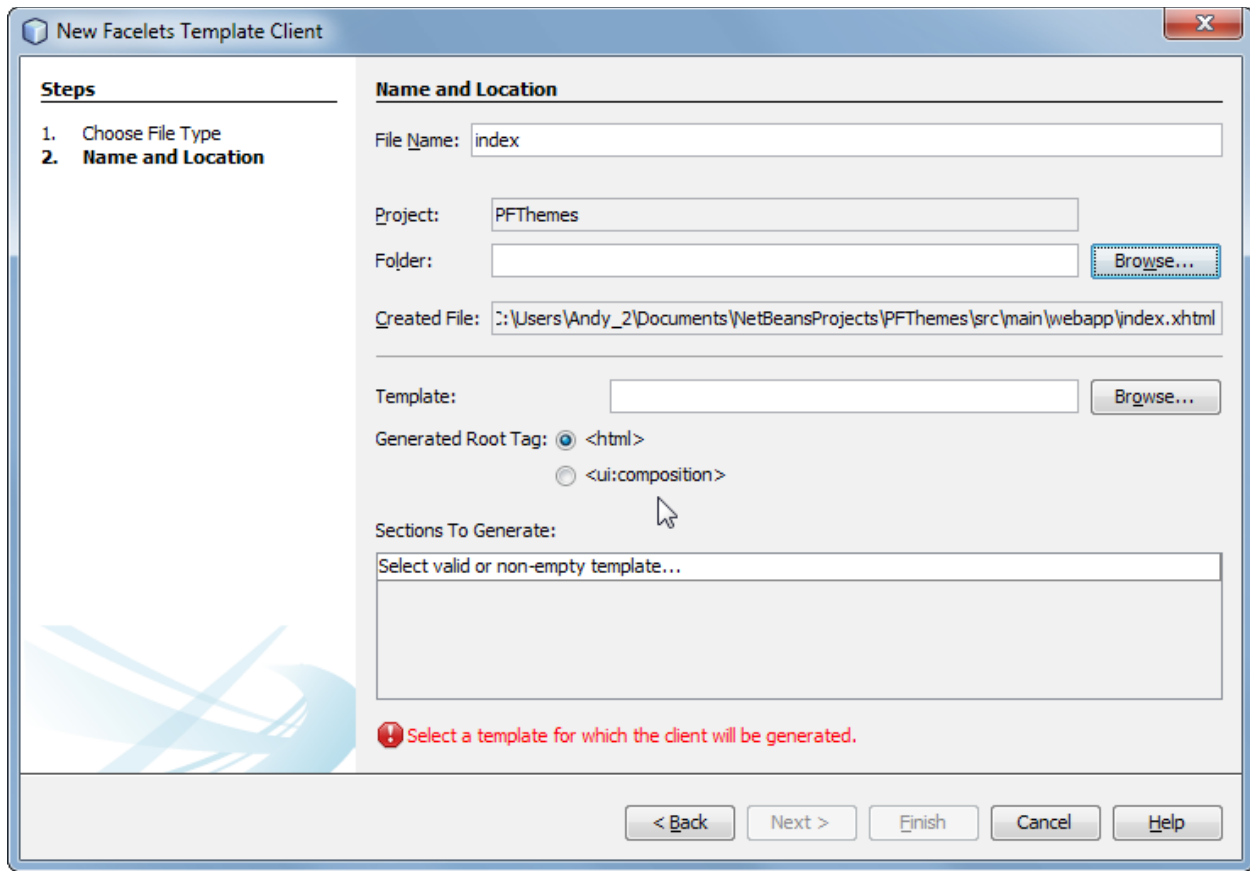
/**
 * Get the value of string
 *
 * @return the value of string
 */
public String getString() {
    return string;
}

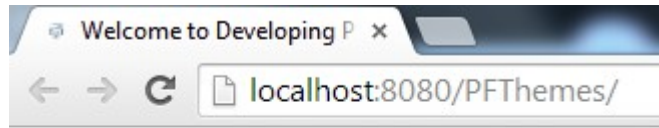
/**
 * Set the value of string
 *
 * @param string new value of string
 */
public void setString(String string) {
```



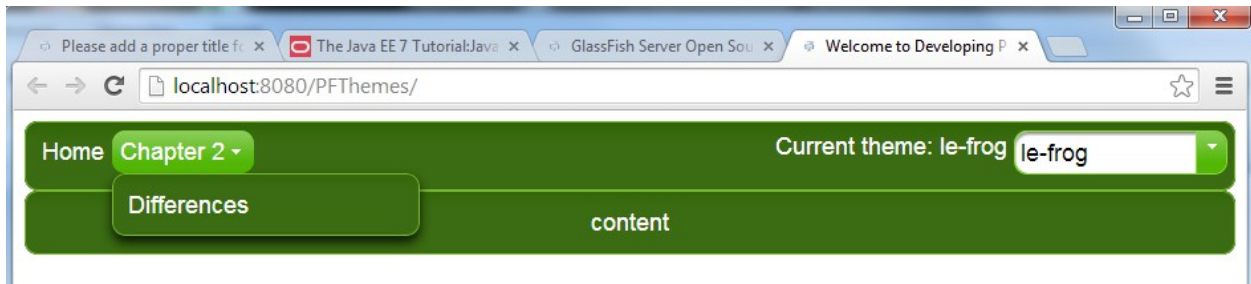


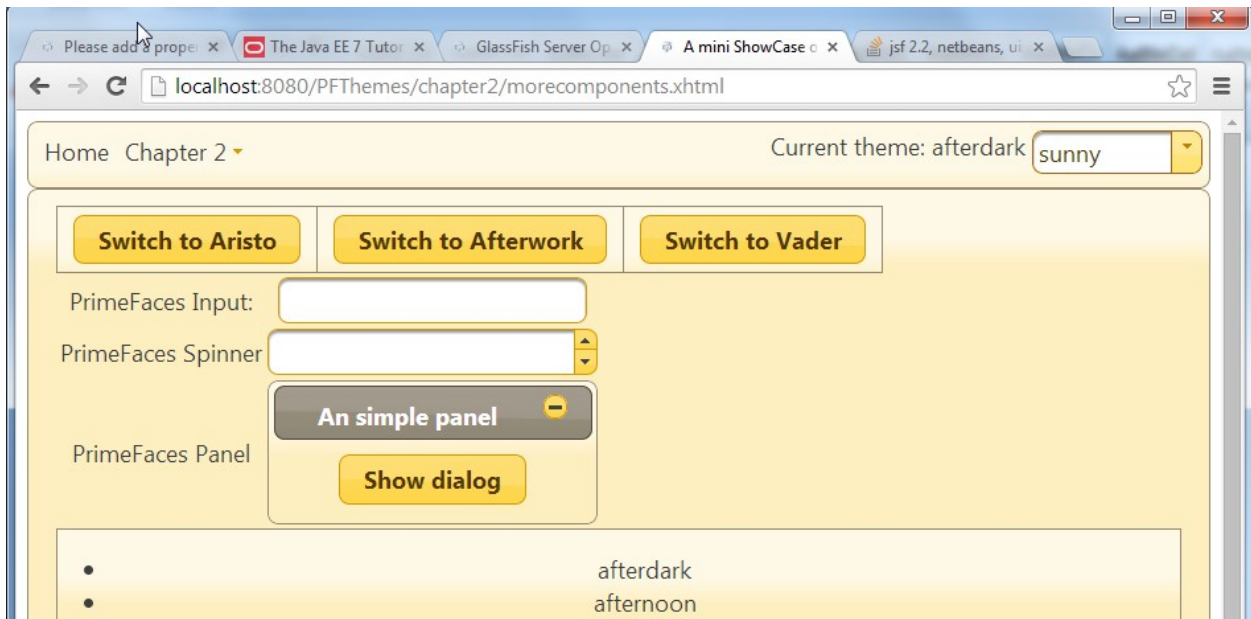
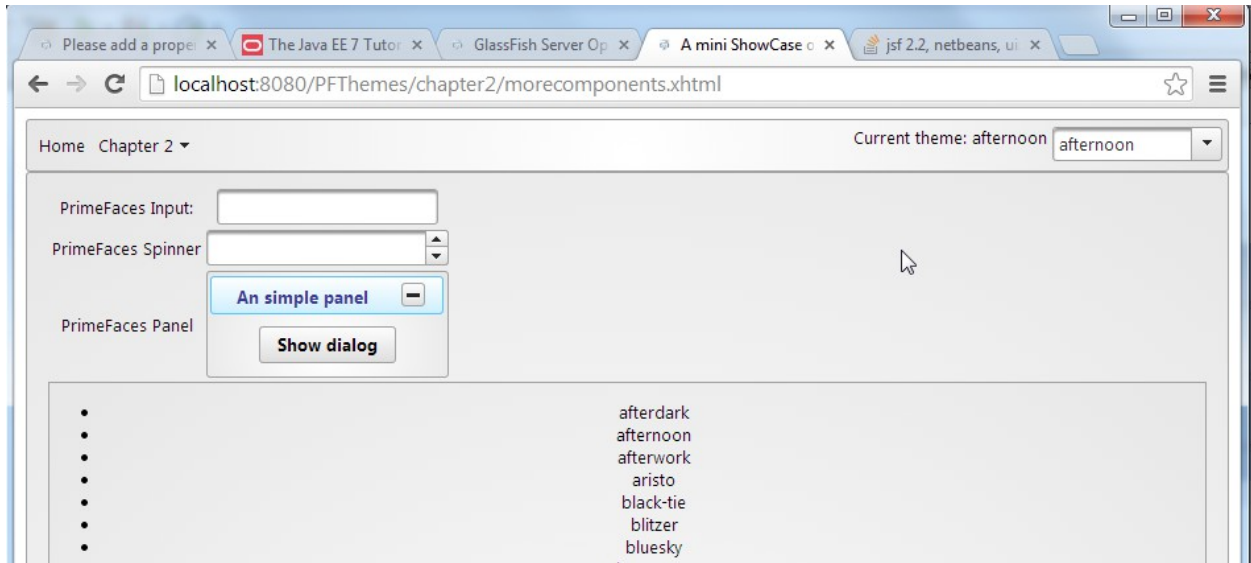




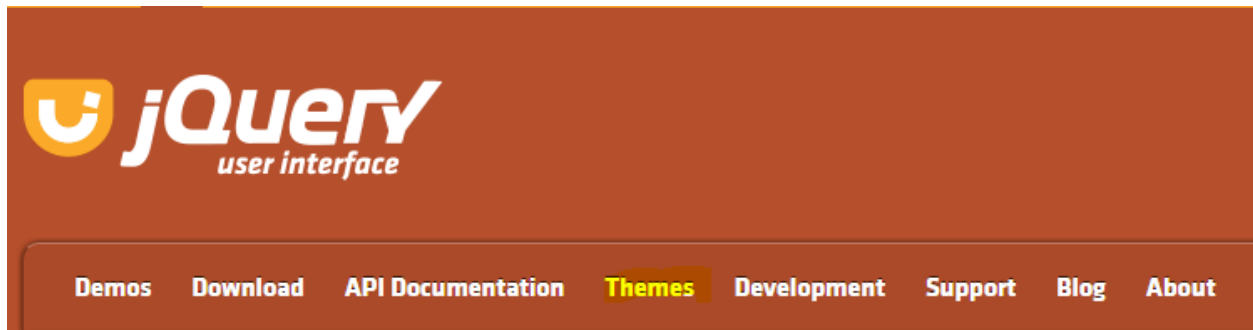


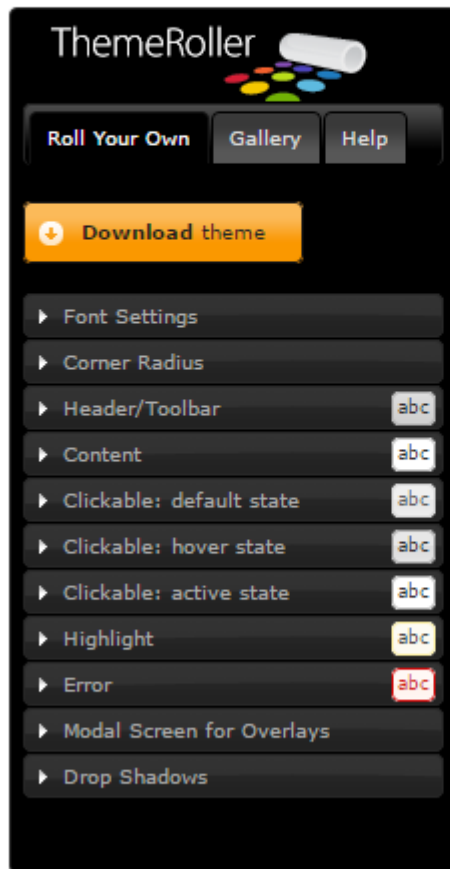
top
content





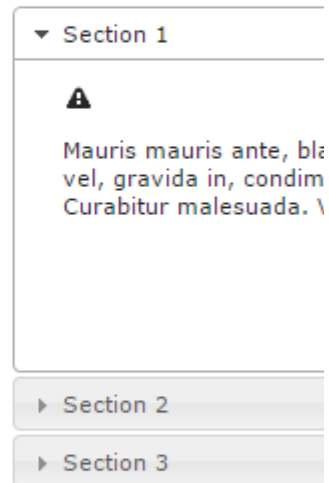
3. Chapter 3: jQuery UI, ThemeRoller, and the Anatomy of a Theme



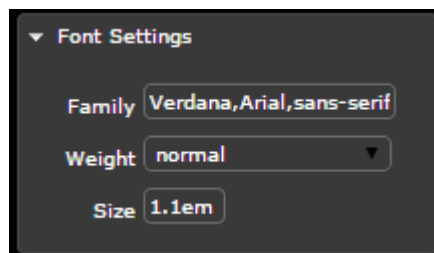
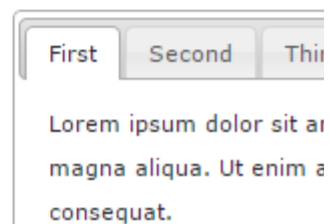


Reverse page background color




Accordion



Tabs






► jquery-ui-1.10.4.custom ► jquery-ui-1.10.4.custom ► css ► custom-theme ►

| Name | Änderungsdatum | Typ | Größe |
|---|------------------|----------------------|-------|
|  images | 03.03.2015 16:33 | Dateiordner | |
|  jquery-ui-1.10.4.custom.css | 03.03.2015 16:33 | Kaskadierendes St... | 17 KB |
|  jquery-ui-1.10.4.custom.min.css | 03.03.2015 16:33 | Kaskadierendes St... | 15 KB |

ThemeRoller theme to PrimeFaces theme converter

[Convert zip to jar](#)
[Information](#)
[Feed-back](#)

Convert a ThemeRoller theme (zip) to PrimeFaces theme (jar)

Supported ThemeRoller version: 1.11.3, 1.11.2, 1.11.1, 1.10.4 & 1.9.2

1. Provide a theme name


2. Select or drag-n-drop a custom theme (zip file) created with ThemeRoller below and click the "create theme jar" button

Please make sure you follow the instructions under the "Information" tab to the letter!
Do not change the name of the ThemeRoller zip file you are uploading as it contains the version number.

Update log

- 2015, Feb 13: Updated to support the latest version: 1.11.3
- 2015, Jan 15: Updated to allow digits (for f.ex versioning) in theme name
- 2014, Oct 17: Updated to support the latest version: 1.10.4

[Donate](#)

by 

4. Chapter 4: A PrimeFaces inputText Component in Detail

Home Chapter 2 ▾ Chapter 4 ▾

Home Chapter 2 ▾ Chapter 4 ▾

Current theme: aristo

aristo ▾

A standard JSF inputText component

Standard JSF Input:

Home Chapter 2 ▾ Chapter 4 ▾

Current theme: afternoon

afternoon ▾

A standard JSF inputText component

Standard JSF Input:

A standard JSF inputText component

Standard JSF Input:

```
Elements Network Sources Timeline Profiles Resources Audits Console NetBeans
!DOCTYPE composition
html xmlns="http://www.w3.org/1999/xhtml"
<head>...</head>
<body>
  <form id="navForm" name="navForm" method="post" action="/PFThemes/chapter4/index.xhtml" enctype="application/x-www-form-urlencoded">...</form>
  <div id="content" class="ui-panel ui-widget ui-widget-content ui-corner-all" style="text-align: center" data-widget="widget_content">
    <div id="content_content" class="ui-panel-content ui-widget-content">
      <h1>A standard JSF inputText component</h1>
      <form id="mainForm" name="mainForm" method="post" action="/PFThemes/chapter4/index.xhtml" enctype="application/x-www-form-urlencoded">
        <input type="hidden" name="mainForm" value="mainForm">
        <table>
          <tbody>
            <tr>
              <td>...</td>
              <td>
                <input type="text" name="mainForm:j_idt16">
              </td>
            </tr>
          </tbody>
        </table>
      </form>
    </div>
  </div>
</body>
```

Home Chapter 2 Chapter 4

Current theme: afternoon

afternoon

A standard JSF inputText component vs a PrimeFaces inputText

Standard JSF Input:

PrimeFaces Input:

A standard JSF inputText component vs a PrimeFaces inputText

Standard JSF Input: PrimeFaces Input: Standard JSF Input: PrimeFaces Input:

```
<!--?xml version='1.0' encoding='UTF-8' ?-->
<!DOCTYPE composition>
<html xmlns="http://www.w3.org/1999/xhtml">
  <head>...</head>
  <body>
    <form id="navForm" name="navForm" method="post" action="/PFThemes/chapter4/withPFEquivalent.xhtml" enctype="application/x-www-form-urlencoded">...</form>
    <div id="content" class="ui-panel ui-widget ui-widget-content ui-corner-all" style="text-align: center" data-widget="widget_content">
      <div id="content_content" class="ui-panel-content ui-widget-content">
        <h1>A standard JSF inputText component vs a PrimeFaces inputText</h1>
        <form id="mainForm" name="mainForm" method="post" action="/PFThemes/chapter4/withPFEquivalent.xhtml" enctype="application/x-www-form-urlencoded">
          <input type="hidden" name="mainForm" value="mainForm">
          <table>
            <tbody>
              <tr>...</tr>
              <tr>
                <td>...</td>
                <td>
                  <input id="mainForm:j_idt18" name="mainForm:j_idt18" type="text" class="ui-inputfield ui-inputtext ui-widget ui-state-default ui-corner-all ui-state-focus" role="textbox" aria-disabled="false" aria-readonly="false">
                </td>
              </tr>
            </tbody>
          </table>
        </form>
      </div>
    </div>
  </body>
</html>
```

... #mainForm table tbody tr td input#mainFormj_idt18.ui-inputfield.ui-inputtext.ui-widget.ui-state-default.ui-corner-all.ui-state-focus

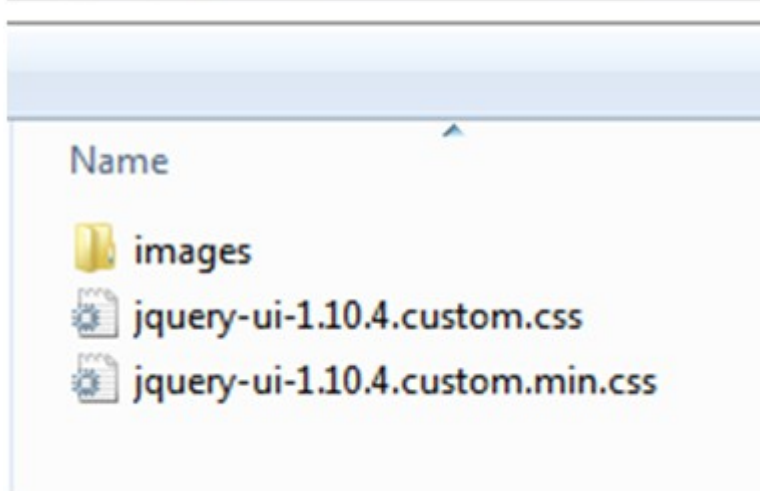
Console Search Emulation Rendering

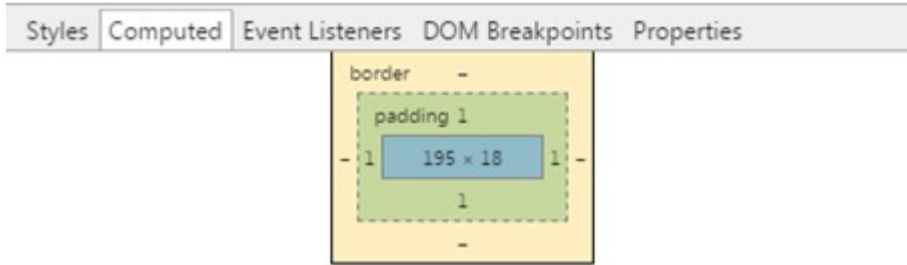
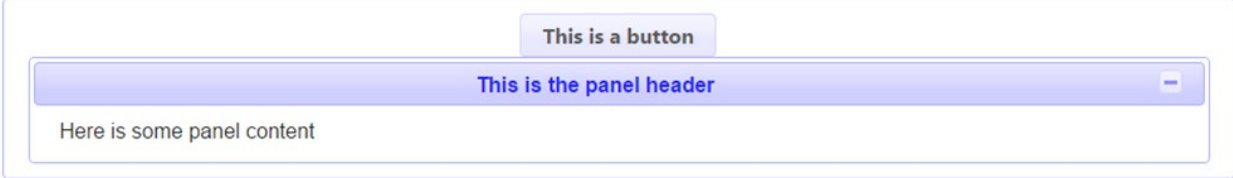
Standard JSF Input: PrimeFaces Input:

5. Chapter 5: Let's Get Creative



▸ jquery-ui-1.10.4.custom ▸ css ▸ custom





```
 Show inherited properties  
▶ border-collapse: separate;  
▶ color: ■ rgb(34, 34, 34);  
▶ display: table-cell;  
▶ font-family: Arial, sans-serif;  
▶ font-size: 16px;  
height: 18px;  
▶ text-align: center;  
▶ vertical-align: middle;  
width: 195px;
```

Rendered Fonts

Arial — 26 glyphs

Styles Computed Event Listeners DOM Breakpoints Properties

- ▶ color: rgb(0, 0, 0);
- ▶ cursor: pointer;
- ▶ display: block;
- ▶ font-family: 'Segoe UI', Arial, sans-serif;
- ▶ font-size: 16px;
- ▶ font-style: normal;
- ▶ font-variant: normal;
- ▶ font-weight: bold;
- height: 22px;
- ▶ letter-spacing: normal;
- ▶ line-height: 22.3999996185303px;
- ▶ padding-bottom: 4.80000019073486px;
- ▶ padding-left: 16px;
- ▶ padding-right: 16px;
- ▶ padding-top: 4.80000019073486px;
- ▶ text-align: center;
- ▶ text-indent: 0px;
- ▶ text-shadow: none;
- ▶ text-transform: none;
- width: 115.546875px;
- ▶ word-spacing: 0px;
- ▶ zoom: 1;

Rendered Fonts

Segoe UI — 16 glyphs

Home Chapter 2 Chapter 4 Chapter 5 Current theme: moodyblue2 moodyblue2

This is a button

This is the panel header

Here is some panel content

Home Chapter 2 Chapter 4 Chapter 5 Current theme: moodyblue2 moodyblue2

This is a button

This is the panel header

Here is some panel content

Let's get creative!

This is a button

This is the panel header

Here is some panel content

This is a button

This is the panel header

Here is some panel content

This is a button

This is the panel header

Here is some panel content

This is a button

This is the panel header

Here is some panel content

Differences
Mini Showcase

This is a button

This is the panel header

Here is some panel content

Home [Chapter 2](#) [Chapter 4](#) [Chapter 5](#) Current theme: moodyblue2 [moodyblue2](#)

Differences

Mini Showcase

This is a button

This is the panel header

Here is some panel content

Home [Chapter 2](#) [Chapter 4](#) [Chapter 5](#) Current theme: moodyblue2 [moodyblue2](#)

Switch to Aristo Switch to Afterwork Switch to Vader

PrimeFaces Input:

PrimeFaces Spinner

PrimeFaces Panel An simple panel

Home [Chapter 2](#) [Chapter 4](#) [Chapter 5](#) Current theme: moodyblue2 [moodyblue2](#)

This is a button

This is the panel header

Here is some panel content

- moodyblue2
- overcast
- pepper-grinder
- redmond
- rocket
- sam

Home [Chapter 2](#) [Chapter 4](#) [Chapter 5](#) Current theme: moodyblue2 [moodyblue2](#)

This is a button

This is the panel header

Here is some panel content

- moodyblue2
- overcast
- pepper-grinder
- redmond
- rocket
- sam



| Name | Method | Status | Type | Initiator | Size | Time | Timeline | |
|---|--------|-----------|-----------|----------------------------------|--------------------|----------------|----------|--------|
| Path | | Text | | | Content | Latency | | 200 ms |
| morecomponents.xhtml /PFThemes/chapter2 | GET | 200 OK | text/html | Other | 22.7 KB 22.5 KB | 44 ms 44 ms | | |
| theme.css.xhtml?in=primefaces-moodyblue2 /PFThemes/avax.faces.resource | GET | 200 OK | text/css | morecomponents.xhtml:3 Parser | 19.2 KB 18.8 KB | 26 ms 25 ms | | |
| default.css.xhtml?in=css /PFThemes/avax.faces.resource | GET | 200 OK | text/css | morecomponents.xhtml:3 Parser | 372 B 0 B | 29 ms 28 ms | | |
| primefaces.css.xhtml?in=primefaces&v=5.0 /PFThemes/avax.faces.resource | GET | 200 OK | text/css | morecomponents.xhtml:3 Parser | 54.5 KB 54.1 KB | 47 ms 43 ms | | |
| in/avax.ic.xhtml?in=primefaces&v=5.0 | 200 | | | morecomponents.xhtml:3 | 106 KB | 33 ms | | |

12 requests | 724 KB transferred | 229 ms (load: 275 ms, DOMContentLoaded: 268 ms)





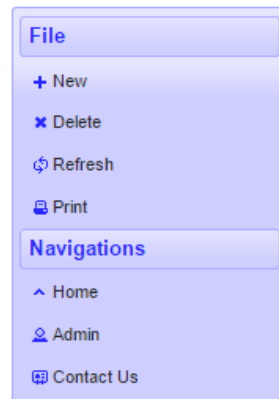
6. Chapter 6: Icons



Buttons



Menu



Thumbnails

You can drag and drop the images to change their order in the sprite.

| | | |
|---|---|--|
| x |  edit.ico | [type: image/x-icon size: 1.12 kb] |
| x |  bookmark.ico | [type: image/x-icon size: 1.12 kb] |
| x |  next.ico | [type: image/x-icon size: 1.12 kb] |
| x |  previous.ico | [type: image/x-icon size: 1.12 kb] |
| x |  new.ico | [type: image/x-icon size: 1.12 kb] |
| x |  delete.ico | [type: image/x-icon size: 1.12 kb] |
| x |  refresh.ico | [type: image/x-icon size: 1.12 kb] |
| x |  print.ico | [type: image/x-icon size: 1.12 kb] |
| x |  home.ico | [type: image/x-icon size: 1.12 kb] |
| x |  admin.ico | [type: image/x-icon size: 1.12 kb] |
| x |  contactus.ico | [type: image/x-icon size: 1.12 kb] |

Options

Offset: px

Direction:

File Type:

Sprite

Right click the image to save it to your computer. [Open image in a new window](#) [Copy Base64](#)



Usage

You can use a [RegExp](#) object for capturing the file name.

CSS prefix .class prefix class suffix

```
.ui-icon { background: url('ui-icon.png') no-repeat top left; width: 16px; height: 16px; }  
.ui-icon.edit { background-position: 0 0; }  
.ui-icon.bookmark { background-position: -26px 0; }  
.ui-icon.next { background-position: -52px 0; }  
.ui-icon.previous { background-position: -78px 0; }  
.ui-icon.new { background-position: -104px 0; }  
.ui-icon.delete { background-position: -130px 0; }  
.ui-icon.refresh { background-position: -156px 0; }  
.ui-icon.print { background-position: -182px 0; }  
.ui-icon.home { background-position: -208px 0; }  
.ui-icon.admin { background-position: -234px 0; }  
.ui-icon.contactus { background-position: -260px 0; }
```

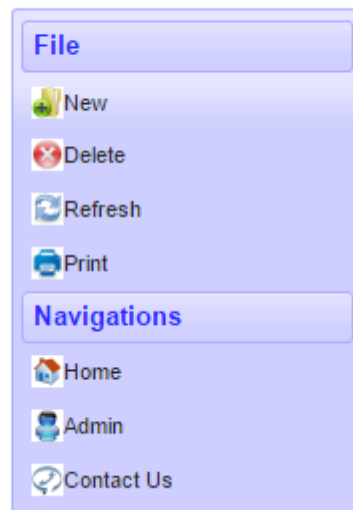
```
<div class='ui-icon edit'></div>  
<div class='ui-icon bookmark'></div>  
<div class='ui-icon next'></div>  
<div class='ui-icon previous'></div>  
<div class='ui-icon new'></div>  
<div class='ui-icon delete'></div>  
<div class='ui-icon refresh'></div>  
<div class='ui-icon print'></div>  
<div class='ui-icon home'></div>  
<div class='ui-icon admin'></div>  
<div class='ui-icon contactus'></div>
```



Buttons



Menu



Home Chapter 2 ▾ Chapter 4 ▾ Chapter 5 ▾ Chapter 6 ▾ Current theme:

Buttons

Menu

File

- + New
- ✕ Delete
- ↻ Refresh
- 🖨 Print

Navigations

- 🏠 Home
- 👤 Admin
- 📞 Contact Us

7. Chapter 7: Dynamic Changes – a Working Example

Home Chapter 2 ▾ Chapter 4 ▾ Chapter 5 ▾ Chapter 6 ▾ Chapter 7 ▾ Current theme: aristo

July 2015

| Sun | Mon | Tue | Wed | Thu | Fri | Sat |
|-----|-----|-----|-----|-----|----------------------------|----------------------------|
| 28 | 29 | 30 | 1 | 2 | 3 | 4 |
| 5 | 6 | 7 | 8 | 9 | 10 | 11 |
| 12 | 13 | 14 | 15 | 16 | 17 | 18 |
| | | | | | 4:30p Shopping at City exp | 2:30p Birthday Celebration |

| Sun | Mon | Tue | Wed | Thu | Fri | Sat |
|-----|-----|-----|-----|-----|-----|-----|
| 28 | 29 | 30 | 1 | 2 | 3 | 4 |
| 5 | 6 | 7 | 8 | 9 | 10 | 11 |
| 12 | 13 | | | 16 | 17 | 18 |

Event Details ✕

Title:

From:

To:

All Day:

4:30p Shopping at City exp

| | | | | | | |
|----|----|----|----|----|----|----|
| 5 | 6 | 7 | 8 | 9 | 10 | 11 |
| 12 | 13 | | | 16 | 17 | 18 |
| 19 | 20 | 21 | 22 | 23 | 24 | 25 |

Event Details ✕

Title:

From:

To:

All Day:

4:30p Shopping at City exp

2:30p Birthday Celebration 9:30a Lunch at Hotel Gran 11:30a Tours and Trips all over the Europe

```

▼ <div class="fc-day-grid-container fc-scroller" style="height: 5px;">
  ▼ <div class="fc-day-grid">
    ▼ <div class="fc-row fc-week ui-widget-content" style>
      ▼ <div class="fc-bg">
        ▼ <table>
          ▼ <tbody>
            ▼ <tr>
              <td class="fc-day ui-widget-content fc-sun fc-other-month fc-past" data-date="2015-06-28"></td>
              <td class="fc-day ui-widget-content fc-mon fc-other-month fc-past" data-date="2015-06-29"></td>
              <td class="fc-day ui-widget-content fc-tue fc-other-month fc-past" data-date="2015-06-30"></td>
              <td class="fc-day ui-widget-content fc-wed fc-past" data-date="2015-07-01"></td>
              <td class="fc-day ui-widget-content fc-thu fc-past" data-date="2015-07-02"></td>
              <td class="fc-day ui-widget-content fc-fri fc-past" data-date="2015-07-03"></td>
              <td class="fc-day ui-widget-content fc-sat fc-past" data-date="2015-07-04"></td>
            </tr>
          </tbody>
        </table>
      </div>
    ▼ <div class="fc-content-skeleton">
      ▼ <table>
        ▼ <thead>
          ▼ <tr>
            <td class="fc-day-number fc-sun fc-other-month fc-past" data-date="2015-06-28">28</td>
            <td class="fc-day-number fc-mon fc-other-month fc-past" data-date="2015-06-29">29</td>
            <td class="fc-day-number fc-tue fc-other-month fc-past" data-date="2015-06-30">30</td>
            <td class="fc-day-number fc-wed fc-past" data-date="2015-07-01">1</td>
            <td class="fc-day-number fc-thu fc-past" data-date="2015-07-02">2</td>
            <td class="fc-day-number fc-fri fc-past" data-date="2015-07-03">3</td>
            <td class="fc-day-number fc-sat fc-past" data-date="2015-07-04">4</td>
          </tr>
        </thead>
        ▼ <tbody>
          ▼ <tr>
            <td></td>
            <td></td>
            <td></td>
            <td></td>
            <td></td>
            <td></td>
            <td></td>
          </tr>
        </tbody>
      </table>
    </div>
  </div>

```

| Sun | Mon | Tue | Wed | Thu | Fri | Sat |
|-----|-----|-----|-----|-----|-----|-----|
| 28 | 29 | 30 | 1 | 2 | 3 | 4 |
| 5 | 6 | | | 9 | 10 | 11 |
| 12 | 13 | | | 16 | 17 | 18 |

Event Details ✕

Title:

From:

To:

All Day:

4:30p Shopping at City exp

| | | | | | | | |
|----------------------------|----------------------------|--|----|----|----------------------------|----|----|
| 5 | 6 | 7 | 8 | 9 | 10 | 11 | |
| 12 | 13 | <div data-bbox="662 218 1015 445"> <p>Event Details</p> <p>Title: <input type="text" value="Tours and Trips all over the"/></p> <p>From: <input type="text" value="21/07/2015"/></p> <p>To: <input type="text" value="23/07/2015"/></p> <p>All Day: <input type="checkbox"/></p> <p><input type="button" value="Reset"/> <input type="button" value="Save"/></p> </div> | | | 16 | 17 | 18 |
| 19 | 20 | 21 | 22 | 23 | 24 | 25 | |
| 2:30p Birthday Celebration | 9:30a Lunch at Hotel Grand | 11:30a Tours and Trips all over the Europe | | | | | |
| | | | | | 4:30p Shopping at City exp | | |

8. Chapter 8: Mobile Web Apps

First Page

[Submit](#)

Second Page

Hello mobile world

First Name:

Last Name:

Address:

Gender: Male Female

Select City:

Qualification:

Graduation percentage:

Disclaimer agreed:

Registration

First Name:

Last Name:

Address:

Gender: Male Female

Select City:

Qualification:

Grade:

Disclaimer: I agree

ThemeRoller
For jQuery Mobile

jQuery Mobile
Version 1.4.5

undo redo Inspector off

Download theme zip file

Import or upgrade

Share theme link

Help center

Global A B C +

Swatch A Delete Duplicate

Page

Header/Footer Bar

Body

Link

Button: Normal

Button: Hover

Button: Pressed

Active State

Drag a color onto an element below or pick from the Adobe Kuler swatches

Recent Colors

LIGHTNESS SATURATION

A B C

Body
Sample text and [links](#).

List Header

Read-only list item

Linked list item >

Radio

Checkbox

On Off

Body
Sample text and [links](#).

List Header

Read-only list item

Linked list item >

Radio

Checkbox

On Off

Body
Sample text and [links](#).

List Header

Read-only list item

Linked list item >

Radio

Checkbox

On Off

Swatch A Delete Duplicate

▸ Page

▾ Header/Footer Bar

TEXT COLOR

TEXT SHADOW

BACKGROUND

BORDER

▾ Body

TEXT COLOR

TEXT SHADOW

BACKGROUND

BORDER

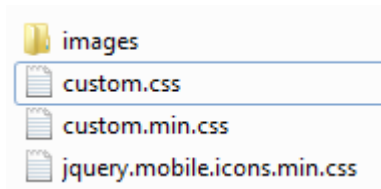
▸ Link

▸ Button: Normal

▸ Button: Hover

▸ Button: Pressed

▸ Active State



Registration

First Name:

Last Name:

Address:

Gender:

Male

Female

Select City:

USA



Qualification:

MS

MTech

PhD

Grade:

50

Disclaimer:

I agree

Submit

Opera Mobile - Samsung Galaxy S II

Registration

First Name:

Last Name:

Address:


Opera Mobile - Samsung Galaxy S II

Registration

Qualification:

MS **MTech** **PhD**

Grade:

50 **+** **-** 

Disclaimer:

I agree

Submit

9. Chapter 9: The Final Touches



Dialog - Basic

Dialog visibility is managed by using the `show()` and `hide()` methods of the client side api.

Modal Dialog

This is a Modal Dialog.

Basic
Modal
Effects

Inspect

```

</div>
</div>
<div id="j_idt105" style="width: 64px; height: 64px; position: fixed; right: 5px; bottom: 5px;">
<script type="text/javascript" src="/showcase/javax.faces.resource/main/js/sh.js.xhtml?_af">
<div id="textArea_simulator" style="position: absolute; top: 0px; left: 0px; visibility: hidden;">
<div class="ui-dialog-docking-zone">
<div id="j_idt94_model" class="ui-widget-overlay" style="width: 1349px; height: 1089px; z-index: 1000;">
</div>
<script src="chrome-extension://bmagokdoojbeehmkpknfglmmifench/googlechrome.js"/>
  
```

Style Computed DOM

```

}
.ui-widget-overlay {
background: url(http://localhost:8080/showcase/javax.faces.resource/flat_0_aaaaaa_40x100.png.xhtml?_afprimefaces-moodyblue2) 50% 50% repeat-x #AAAAAA;
opacity: 0.4;
}
  
```

Plain Menu

Ajax
Save
Update
Non-Ajax
Delete
Navigations
External
Internal

Inspect

```

<li class="ui-menuitem ui-widget ui-corner-all" role="menuitem">
<li class="ui-widget-header ui-corner-all">
<li class="ui-menuitem ui-widget ui-corner-all" role="menuitem">
<a tabindex="1" class="ui-menuitem-link ui-corner-all" href="http://www.primefaces.org">
<span class="ui-menuitem-icon ui-icon ui-icon-home"/>
<span class="ui-menuitem-text">External</span>
</a>
</li>
<li class="ui-menuitem ui-widget ui-corner-all" role="menuitem">
  
```

Style Computed DOM

```

}
.ui-widget {
font-size: 90%;
}
.ui-widget {
font-family: 'Segoe UI', Arial, sans-serif;
font-size: 1em;
}
Inherited from ui.ui-menu-list
  
```

Basic:

SelectOneRadio

Option 1
Option 2
Option 3

Button

Tab I Tab II Tab III

Inspect

```

<html xmlns="http://www.w3.org/1999/xhtml" debug="true" class="ui-mobile">
<head>
<script src="chrome-extension://bmagokdoojbeehmkpknfglmmifench/googlechrome.js"/>
<body class="ui-mobile-viewport ui-overlay-a">
</html>
  
```

Style Computed DOM

```

body, input, select, textarea,
button, .ui-btn {
font-family: RobotoRegular;
font-size: 1.1em;
line-height: 1.1;
}
Inherited from html.ui-mobile
  
```

10. Chapter 11: Premium Themes and Layouts, and Third-party Converter Tools

The screenshot displays a PrimeFaces application with the following components:

- Menu:** A top navigation bar with 'File', 'Edit', 'Help', 'Actions', and 'Quit' menus. A 'Search' dropdown is open, showing 'Text' and 'File' options. A 'Workspace' field is also visible.
- Success Message:** A green notification box at the top right says 'Successful Hello PrimeFaces'.
- List of Cars:** A table with columns for Model, Year, Manufacturer, and Color. The table is paginated (1-5) and has filters for Year, Manufacturer, and Color.
- Login Form:** A form with 'Username' and 'Password' fields and a 'Login' button.
- File Explorer:** A tree view showing a file structure: Documents > Work > Expenses.doc, Resume.doc, PrimeFaces, Pictures, and Movies.
- Sports Widgets:**
 - Ajax Submit / Non-Ajax Submit / With Icon / Disabled:** A set of four buttons.
 - Transfer Widgets:** Two lists labeled 'Available' and 'Starting' with player avatars and names (Iniesta, Villa, Xavi, Puyol, Alves, Messi).
 - Form Widgets:** A 'Save' dropdown menu with 'Update', 'Delete', and 'Homepage' options. A numeric input field with the value '21' and a slider.
 - Radio Buttons:** A group of radio buttons for 'Option 1', 'Option 2', and 'Option 3', with 'Option 2' selected.
 - Player Selection:** A grid of player avatars and names (Messi, Iniesta, Afellay - 20, Abidal - 22, Alves - 2, Adriano - 21).
 - Select One:** A dropdown menu with a search field and a list of player names (Messi - 10, Bojan - 9, Iniesta - 8).






 Dashboard


 Color Variations

 Modena Theme

 Default Pages

 Menu Hierarchy

 Submenu 1 +

 Submenu 2 +

 Font Icons

 Documentation



Login / Sign Up

I Accept Terms And Policies

➔ Sign In / Sign Up

🔒 Forgot Password ?

Access Permission

Send Access Request



Page Views

320 K+

Card Footer

