

Chapter 1



[help](#) | [webapp](#) | [yii](#)


Welcome to Yii Code Generator!



You may use the following generators to quickly build up your Yii application:

- [Controller Generator](#)
- [Crud Generator](#)
- [Form Generator](#)
- [Model Generator](#)
- [Module Generator](#)

Chapter 2

New Project

Project name 

Project ID  

Create

Cancel

< Projects		NAME	QUOTA	STATUS
Places API Project Overview Permissions Billing & settings APIs & auth APIs Credentials Consent screen Push		Google Maps JavaScript API v3	0%	<input checked="" type="checkbox"/> ON
		Places API	0%	<input checked="" type="checkbox"/> ON
		Ad Exchange Buyer API	1,000 requests/day	<input type="checkbox"/> OFF
		Ad Exchange Seller API	10,000 requests/day	<input type="checkbox"/> OFF
		Admin SDK	150,000 requests/day	<input type="checkbox"/> OFF
		AdSense Host API	100,000 requests/day	<input type="checkbox"/> OFF

OAuth

OAuth 2.0 allows users to share specific data with you (for example, contact lists) while keeping their usernames, passwords, and other information private.

[Learn more](#)

[Create new Client ID](#)

Public API access

Use of this key does not require any user action or consent, does not grant access to any account information, and is not used for authorization.

[Learn more](#)

[Create new Key](#)

Create a new key

The APIs represented in the Google Developers Console require that requests include a unique project identifier. This enables the Console to tie a request to a specific project in order to monitor traffic, enforce quotas, and handle billing.

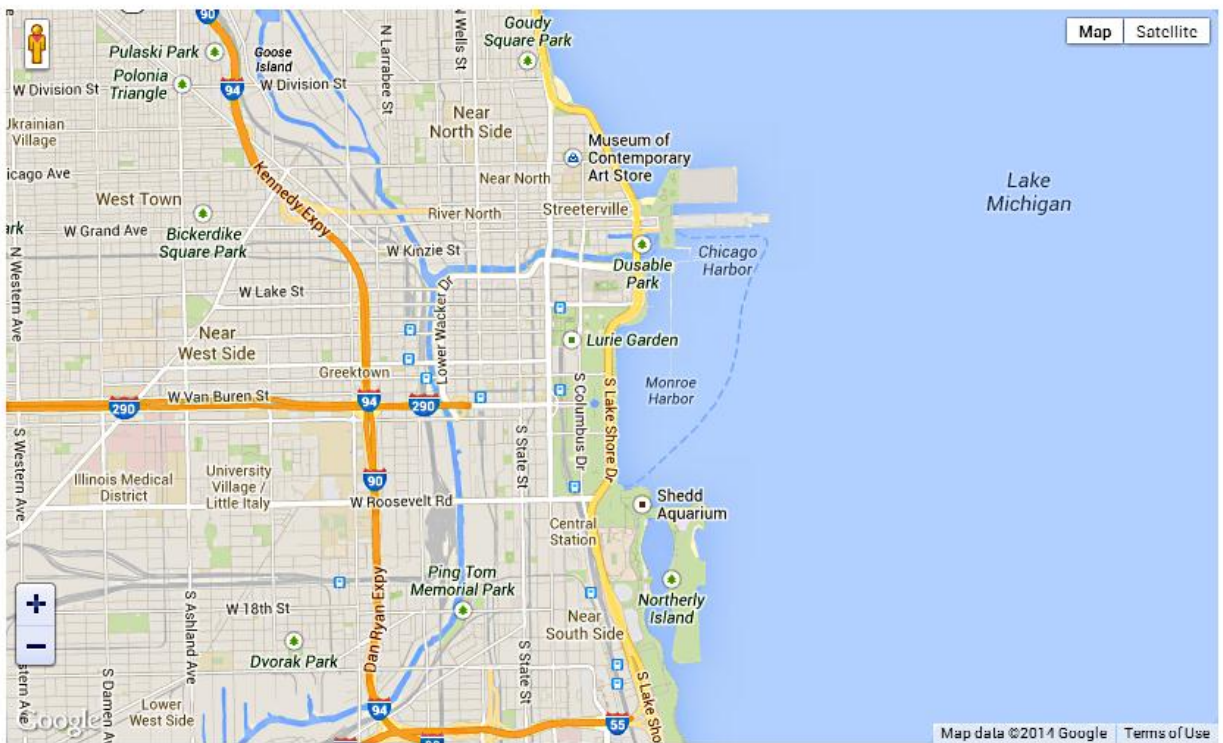
Server key

Browser key

Android key

iOS key

Places Nearby



Create New Event

« < Feb 2014 > »

Fri	Sat	Sun	Mon	Tue	Wed	Thu	Fri	Sat	Sun	Mon	Tue	Wed	Thu	Fri	Sat	Sun	Mon	Tue	Wed	Thu	Fri	Sat							
07	08	09	10	11	12	13	14	15	16	17	18	19	20	21	22	23	24	25	26	27	28	01	02	03	04	05	06	07	08

Saturday February 22 2014

No results found.

Chapter 4

Issue Tracking

- My Issues
- Create New Issue
- Search for Issues
- Manage Users
- Create New User
- Logout

It Works!

If you can see this message than that means you have successfully installed the project skeleton for Chapter 4 of Yii Project Blueprints.

MX

mail handled by mx.sendgrid.net
with priority 10

Automatic

Parsing Incoming Emails

Hostname

First specify a hostname you would like to receive emails:

Example - yourdomain.com

Url

Now add a URI for that hostname:

Example - http://www.yourdomain.com

Spam Check


Check incoming emails for spam

Add host & URL

Chapter 5


Socialii Search My Profile Logout


Share Something





Share your thoughts here

Followers: 0 Following: 2 Shares: 2


 5 minutes ago
@user1 @user2 check out this site <https://www.erianna.com>
❤️🐦

 7 minutes ago
Hi @kfw #Socialii
❤️🐦

 Hi @charlesportwoodii #Socialii #is #neat
❤️🐦


 @charlesportwoodii cool site!
❤️🐦


Socialii Search My Profile Logout

 6 minutes ago
@user1 @user2 check out this site <https://www.erianna.com>
❤️🐦

Reply To This Share

Replies

 @charlesportwoodii cool site!
❤️🐦

 @charlesportwoodii @user1 That's neat!
❤️🐦



Create an application

Application details

Name *

Your application name. This is used to attribute the source of a tweet and in user-facing authorization screens. 32 characters max.

Description *

Your application description, which will be shown in user-facing authorization screens. Between 10 and 200 characters max.

Website *

Your application's publicly accessible home page, where users can go to download, make use of, or find out more information about your application. This fully-qualified URL is used in the source attribution for tweets created by your application and will be shown in user-facing authorization screens. (If you don't have a URL yet, just put a placeholder here but remember to change it later.)

Callback URL

Where should we return after successfully authenticating? [OAuth 1.0a](#) applications should explicitly specify their `oauth_callback` URL on the request token step, regardless of the value given here. To restrict your application from using callbacks, leave this field blank.

Socialii Chapter 5

Test OAuth

[Details](#) [Settings](#) [API Keys](#) [Permissions](#)

Application settings


Keep the "API secret" a secret. This key should never be human-readable in your application.

API key	[REDACTED]	
API secret	[REDACTED]	
Access level	Read, write	(modify app permissions)
Owner	charlesportwood	
Owner ID	56934224	

Application actions

[Regenerate API keys](#)

[Change App Permissions](#)





[Sign up for Twitter ›](#)

You can use your Twitter account to sign in to other sites and services.
By signing in here, you can use Socialii Chapter 5 without sharing your Twitter password.

Authorize Socialii Chapter 5 to use your account?

This application **will be able to**:

- Read Tweets from your timeline.
- See who you follow, and follow new people.
- Update your profile.
- Post Tweets for you.

Remember me · [Forgot password?](#)

Sign In

Cancel

This application **will not be able to**:

- Access your direct messages.
- See your Twitter password.



Socialii Chapter 5

ch5.home.erianna.net

Socialii Chapter 5 Pack Project



You can use your Twitter account to sign in to other sites and services.
By signing in here, you can use Socialii Chapter 5 without sharing your Twitter password.

Authorize Socialii Chapter 5 to use your account?

This application **will be able to**:

- Read Tweets from your timeline.
- See who you follow, and follow new people.
- Update your profile.
- Post Tweets for you.

Sign In

Cancel

This application **will not be able to**:

- Access your direct messages.
- See your Twitter password.



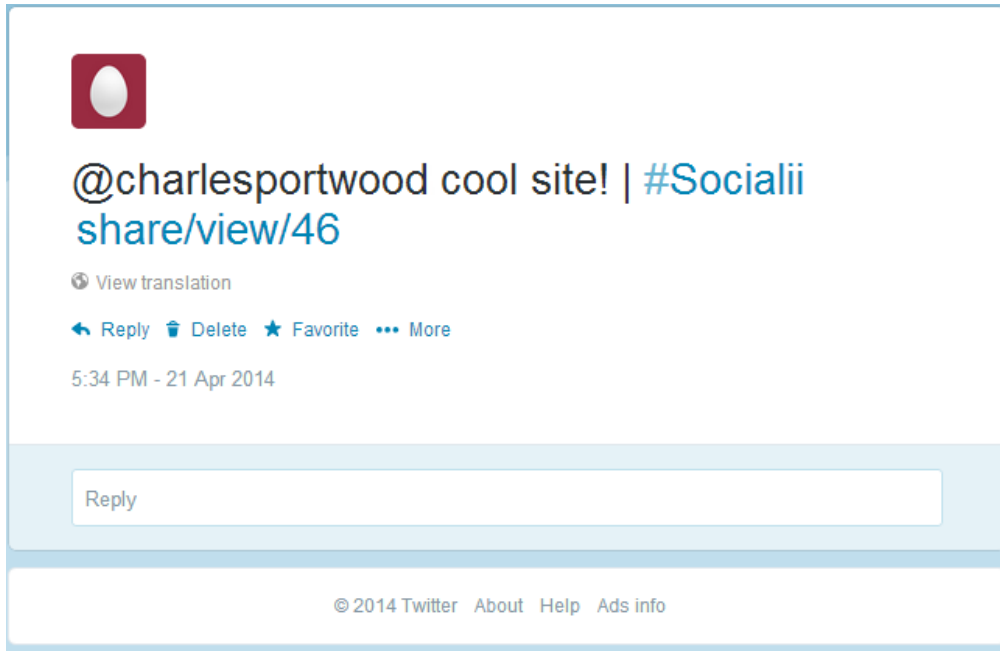
Socialii Chapter 5

ch5.home.erianna.net

Socialii Chapter 5 Pack Project

You can revoke access to any application at any time from the [Applications tab](#) of your Settings page.

By authorizing an application you continue to operate under [Twitter's Terms of Service](#). In particular, some usage information will be shared back with Twitter. For more, see our [Privacy Policy](#).



Chapter 6

CMS

[Login](#) [Register](#)

YiiCMS

A CMS written in Yii Framework

Quis condimentum tortor.

Mar 16, 2014 by [User 1](#) in [Uncategorized](#)

Lorem ipsum dolor sit amet, consectetur adipiscing elit. Morbi congue arcu id dui consectetur molestie. Cras molestie erat fringilla metus dignissim vulputate. Phasellus tortor elit, cursus vel sapien et, pharetra facilisis sem. Nam quis felis at nibh auctor ultrices. In hac habitasse platea dictumst. Morbi accumsan accumsan lacus, ut luctus odio interdum et. Fusce velit nisi, vehicula in ullamcorper nec, porttitor quis eros. In scelerisque imperdiet elementum. Vivamus at ligula nec nunc fermentum sagittis.\r\n\r\nMauris vulputate, urna et lacinia suscipit, leo risus commodo neque, in viverra tortor mi eget risus. Sed aliquam vulputate augue a ornare. Nam eget purus urna. Integer a condimentum tellus. Fusce ullamcorper arcu vitae leo commodo molestie. Quisque blandit varius odio, quis ornare metus viverra eget. Sed

About

This is my blog where I write about things I find interesting

Recent Posts

[test](#)
[Morbi nec sollicitudin risus](#)
[Nullam suscipit](#)
[Lorem ipsum dolor](#)
[Quis condimentum tortor2](#)

YiiCMS

A CMS written in Yii Framework

Error 404

The system is unable to find the requested action "index".

YiiCMS

A CMS written in Yii Framework

Nullam suscipit7

Mar 16, 2014 by User 1 in Personal Thoughts

Lorem ipsum dolor sit amet, consectetur adipiscing elit. Morbi congue arcu id dui consectetur molestie. Cras molestie erat fringilla metus dignissim vulputate. Phasellus tortor elit, cursus vel sapien et, pharetra facilisis sem. Nam quis felis at nibh auctor ultrices. In hac habitasse platea dictumst. Morbi accumsan accumsan lacus, ut luctus odio interdum et. Fusce velit nisi, vehicula in ullamcorper nec, porttitor quis eros. In scelerisque imperdiet elementum. Vivamus at ligula nec nunc fermentum sagittis.\r\n\r\nMauris vulputate, urna et lacinia suscipit, leo risus commodo neque, in viverra tortor mi eget risus. Sed aliquam vulputate augue a ornare. Nam eget purus urna. Integer a condimentum tellus. Fusce ullamcorper arcu vitae leo commodo molestie. Quisque blandit varius odio, quis ornare metus viverra eget. Sed ornare neque risus, a posuere mauris tincidunt euismod. Aenean mollis tortor vel enim elementum, sed fermentum leo dictum. Nunc a justo in risus

About

This is my blog where I write about things I find interesting

Recent Posts

[test](#)
[Morbi nec sollicitudin risus](#)
[Nullam suscipit](#)
[Lorem ipsum dolor](#)
[Quis condimentum tortor2](#)

Add Disqus to your site

Site profile

Site name

Choose your unique Disqus URL

This is where you'll access moderation tools and site settings. This will also become your site's "shortname".

Category

YiiCMS

A CMS written in Yii Framework

Need an Account?

Signup here for a free account.

YiiCMS

A CMS written in Yii Framework

Link Your Account

Enter your current password to link your profile to this social identity

et porta justo vehicula sed. Class aptent taciti sociosqu ad litora torquent per conubia nostra, per inceptos himenaeos.

Vestibulum tincidunt magna est, id pulvinar justo molestie id. Quisque consectetur mi ipsum, in scelerisque neque condimentum id. Etiam id tellus lorem. Nunc sed vehicula quam. Nulla ligula dui, viverra eget eleifend non, condimentum ut est. Mauris sagittis nibh at laoreet malesuada. Quisque aliquet eleifend eros vitae iaculis. Integer in est eu risus adipiscing semper id nec tellus. Cras egestas ligula massa, eu feugiat libero euismod in. Mauris condimentum nulla laoreet dictum porta. Proin non condimentum lectus, quis condimentum tortor.

0 Comments

Ch6 Disqus Example

 Login ▾

Sort by Best ▾

Share  Favorite 



Start the discussion...

Be the first to comment.

 Subscribe

 Add Disqus to your site

DISQUS

Chapter 7

CMS Dashboard Logout

Categories
















Content

Users

Manage Posts

[Create New Post](#)

Displaying 1-5 of 39 results.

ID	Title	Published	Username	
1	Quis condimentum tortor.	Yes	user1	  
2	Lorem ipsum dolor	Yes	user1	  
3	Morbi nec sollicitudin risus	Yes	user1	  
4	Nullam suscipit	Yes	user1	  
5	Quis condimentum tortor2	Yes	user1	  

[Next >](#)

YiiCMS

A CMS written in Yii Framework

Quis condimentum tortor.

Mar 16, 2014 by [User 1](#) in [Uncategorized](#)

Lorem ipsum dolor sit amet, consectetur adipiscing elit. Morbi congue arcu id dui consectetur molestie. Cras molestie erat fringilla metus dignissim vulputate. Phasellus tortor elit, cursus vel sapien et, pharetra facilisis sem. Nam quis felis at nibh auctor ultrices. In hac habitasse platea dictumst. Morbi accumsan accumsan lacus, ut luctus odio interdum et. Fusce velit nisi, vehicula in ullamcorper nec, porttitor quis eros. In scelerisque imperdiet elementum. Vivamus at ligula nec nunc fermentum sagittis.

Mauris vulputate, urna et lacinia suscipit, leo risus

About

This is my blog where I write about things I find interesting

Recent Posts

[test](#)

[Quis condimentum tortor.](#)

[Lorem ipsum dolor Morbi nec sollicitudin risus Nullam suscipit](#)

[Categories](#)[Content](#)[Users](#)

Update Post

Title *

Slug *

Category *

Body *

Lorem ipsum dolor sit amet, consectetur adipiscing elit. Morbi congue arcu id dui consectetur molestie. Cras molestie erat fringilla metus dignissim vulputate. Phasellus tortor elit, cursus vel sapien et, pharetra facilisis sem. Nam quis felis at nibh auctor ultrices. In hac habitasse platea dictumst. Morbi accumsan accumsan lacus, ut luctus odio interdum et. Fusce velit nisi, vehicula in ullamcorper nec, porttitor quis eros. In scelerisque imperdiet elementum. Vivamus at ligula nec nunc fermentum sagittis.

Mauris vulputate, urna et lacinia suscipit, leo risus commodo neque, in viverra tortor mi eget risus. Sed aliquam vulputate augue a ornare. Nam eget purus urna. Integer a condimentum tellus. Fusce ullamcorper arcu vitae leo commodo molestie. Quisque blandit varius odio, quis ornare metus viverra eget. Sed ornare neque risus, a posuere mauris tincidunt euismod. Aenean mollis tortor vel enim elementum, sed fermentum leo dictum. Nunc a justo in risus dignissim iaculis. Nullam vel mauris at ipsum commodo laoreet at vel nibh. Nam suscipit commodo libero, vitae iaculis erat pharetra vitae. Phasellus laoreet eleifend nibh, vitae rutrum nunc pretium vitae. Duis faucibus, lacus in posuere euismod, nulla erat tristique metus, sed facilisis lectus ante in libero. Etiam facilisis purus non dui gravida accumsan. Ut eu accumsan enim, sed facilisis nulla. In hac habitasse platea dictumst.

Cras aliquet accumsan purus eget tempus. Aliquam commodo

Published

[Categories](#)[Content](#)[Users](#)

Manage Categories

[Create New Category](#)

Displaying 1-3 of 3 results.

ID	Name	
1	Uncategorized	  
2	Interesting Articles	  
3	Personal Thoughts	  

[Categories](#)[Content](#)[Users](#)

Manage Users

[Create New User](#)

Displaying 1-3 of 3 results.

ID	Name	
1	User 1	 
2	User 2	 
3	test1234	 

Categories

Content

Users

Files

The file uploaded to /uploads/upload-96d6f2e7e1f705ab5e59c84a6dco09b2.png

Update Post

Title *

Slug *

Category *

Body *

Categories

Content

Users

Files

Displaying 1-3 of 3 results.



Article ID: 1 [Delete](#)

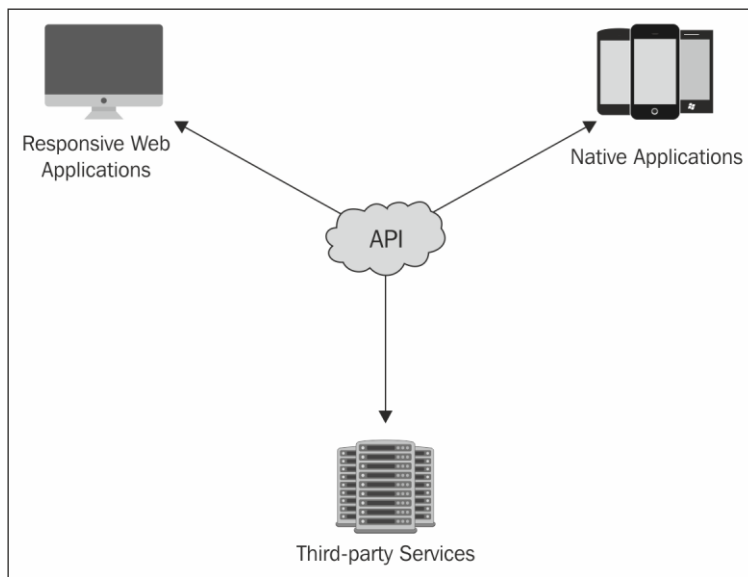


Article ID: 1 [Delete](#)



Article ID: 1 [Delete](#)

Chapter 8



Target

Target

Request URI

Universal Resource Identifier. ex: <https://www.sample.com:9000>

Request Method

The desired action to be performed on the identified resource.

Request Timeout

 seconds
Timeout in seconds before aborting.

Accept

Content-Type

 application/json
Content-Types that are acceptable.

Language

 example: en-US
Acceptable languages for response.

Body

Content Headers

Content-Type

application/json

The mime type of the body of the request (used with POST and PUT requests)

Encoding

utf-8

Acceptable encodings. [See HTTP compression.](#)

Content-MD5

example: Q2hIY2sgSW50ZWdyaXR5IQ==

A Base64-encoded binary MD5 sum of the content of the request body.

Request Payload

RAW Body

```
 {  
  "email": "user1@example.com",  
  "password": "test"  
}
```

This will create a RAW body and treat the params below as query string params only.

Response

Response Body

RAW Body

Response Headers

Response Preview

Request Body

Request Headers

Color Theme

Bootstrap

Force Syntax Highlighting

Auto

JSON

XML

HTML

CSS

```
1. {  
2.   "status": 200,  
3.   "message": "Your request was successfully fulfilled",  
4.   "response": "aRwFTYyKlMm2SDaK"  
5. }
```


Custom Headers

Request Parameters

X-Auth-Email	user1@example.com	—
X-Auth-Token	aRwfTYyKIMm2SDaK	—
example: header	example: value	+

body and treat the params above as query string params only.