
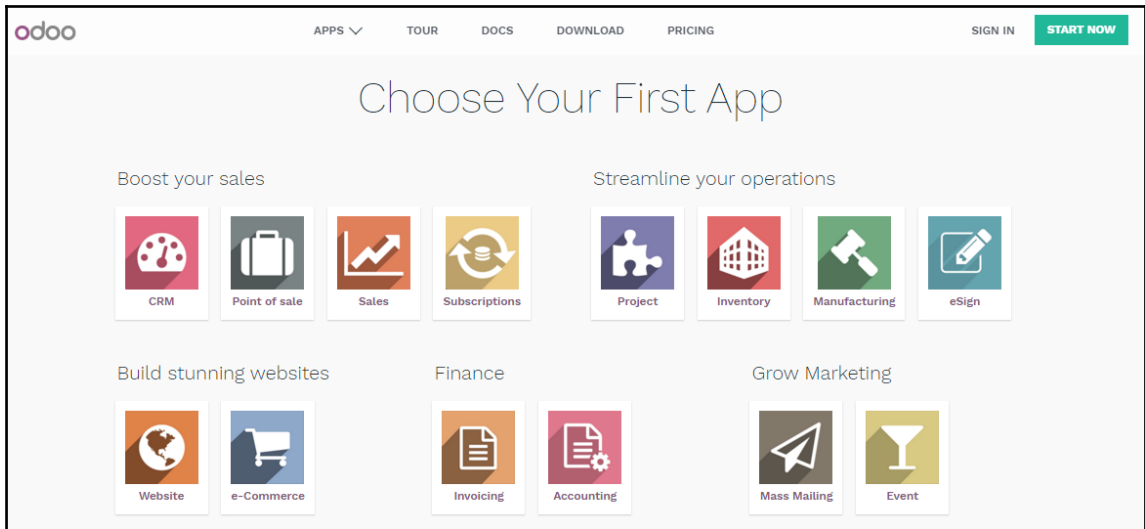



# Graphic Bundle

## Chapter 1: Setting Up Odoo 11





## Odoo Online Subscription

Instant access.

Name

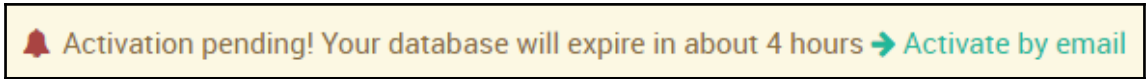
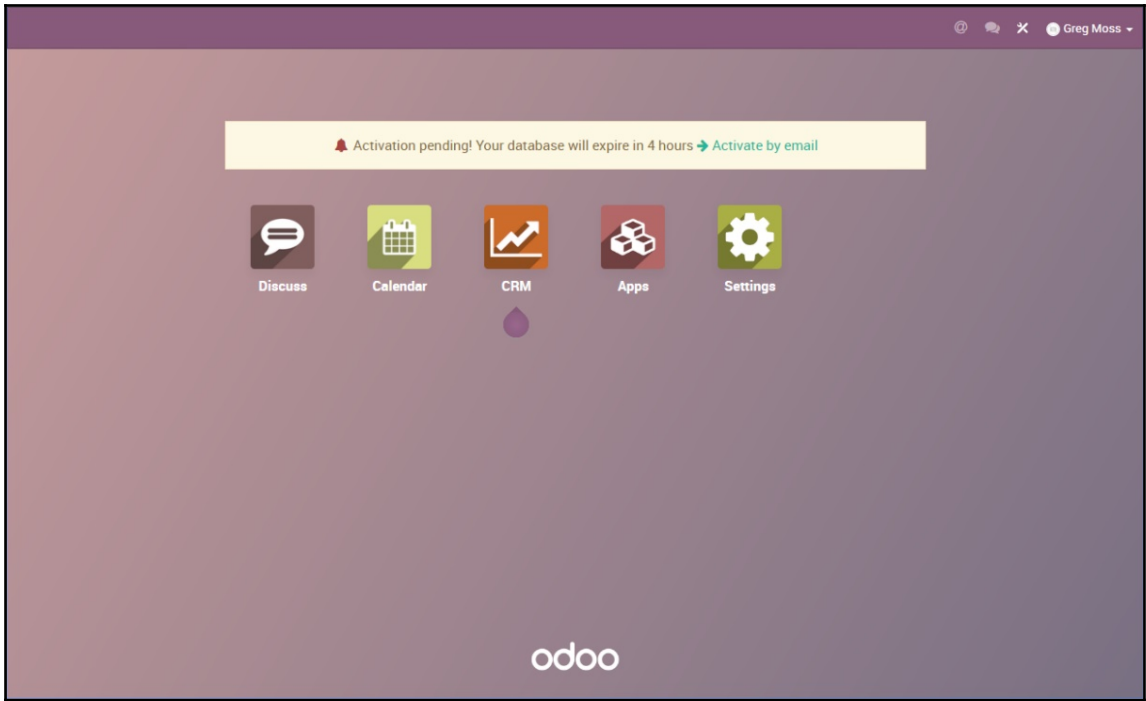
Email

Company Name  Phone Number

Country  Language

Company size  Primary Interest

[Start Now](#)



The screenshot displays the Odoo Pricing page. At the top, there are navigation links for APPS, TOUR, PRICING, COMMUNITY, and DOCS. On the right, there are links for SIGN IN and a 'Try it free' button. The main heading is 'Odoo Pricing'. Below it, a section titled 'Choose the number of Users' shows a selection of 1 user, with a total price of \$25.00 USD/Month, crossed out to show a new price of \$30.00 USD/Month. To the right, there are tabs for 'Annually' and 'Monthly', with 'Monthly' selected. A table shows the pricing for 1 user at \$30.00 USD, a \$5.00 USD discount for 3 apps, and a total of \$85.00 USD per month. A 'Buy now' button is present, along with a note that new customers get a discount on the initial number of users purchased. Below this, a section titled 'Choose your Apps' lists 24 different applications with their respective monthly costs and checkboxes for selection. The apps listed are: CRM (\$30.00), Website (\$30.00), Accounting (\$30.00), Manufacturing (\$60.00), Email Marketing (\$15.00), Leaves (\$15.00), Subscription (\$30.00), Quality Control (\$30.00), Maintenance (Manufacturing) (\$30.00), Invoicing (\$15.00), eCommerce (\$15.00), Project (\$30.00), Purchase (\$15.00), Expenses (\$15.00), Recruitment (\$15.00), Sign (\$30.00), Studio (\$90.00), PLM (Manufacturing) (\$30.00), Sales (\$15.00), Point of Sale (\$30.00), Inventory (\$45.00), Timesheet (\$15.00), Events (\$15.00), Appraisal (\$15.00), Equipment (\$15.00), Helpdesk (\$30.00), and Appointment Scheduling (\$15.00).



# Odoo Nightly builds

## Builds

Every night, a new set of packages is generated for the branches listed below. This set consists of **deb** and **rpm** packages for Debian and RedHat distributions, an **exe** package for Windows and a **source** package.

### 11 (stable) - Community Edition

Odoo 11 was released in October 2017 and is supported until Odoo 14 - the recommended version.

### 10 (stable) - Community Edition

Odoo 10 was released in October 2016 and is supported until Odoo 13.

### 9 (stable) - Community Edition

Odoo 9 was released in October 2015 and is supported until Odoo 12.

### master (dev) - Community Edition


This branch contains experimental features - for testing only.

Check out our [installation](#) and [deployment](#) guides.

← → ↻ ⓘ nightly.odoo.com/11.0/nightly/

## Index of /11.0/nightly/

<a href="#">../</a>		
<a href="#">deb/</a>	13-Feb-2018 07:03	-
<a href="#">exe/</a>	13-Feb-2018 06:59	-
<a href="#">rpm/</a>	13-Feb-2018 07:06	-
<a href="#">src/</a>	13-Feb-2018 07:08	-



Odoo is up and running!  
Fill out this form to create a new database. You will install your first app afterwards.

**Database Name**

**Email**

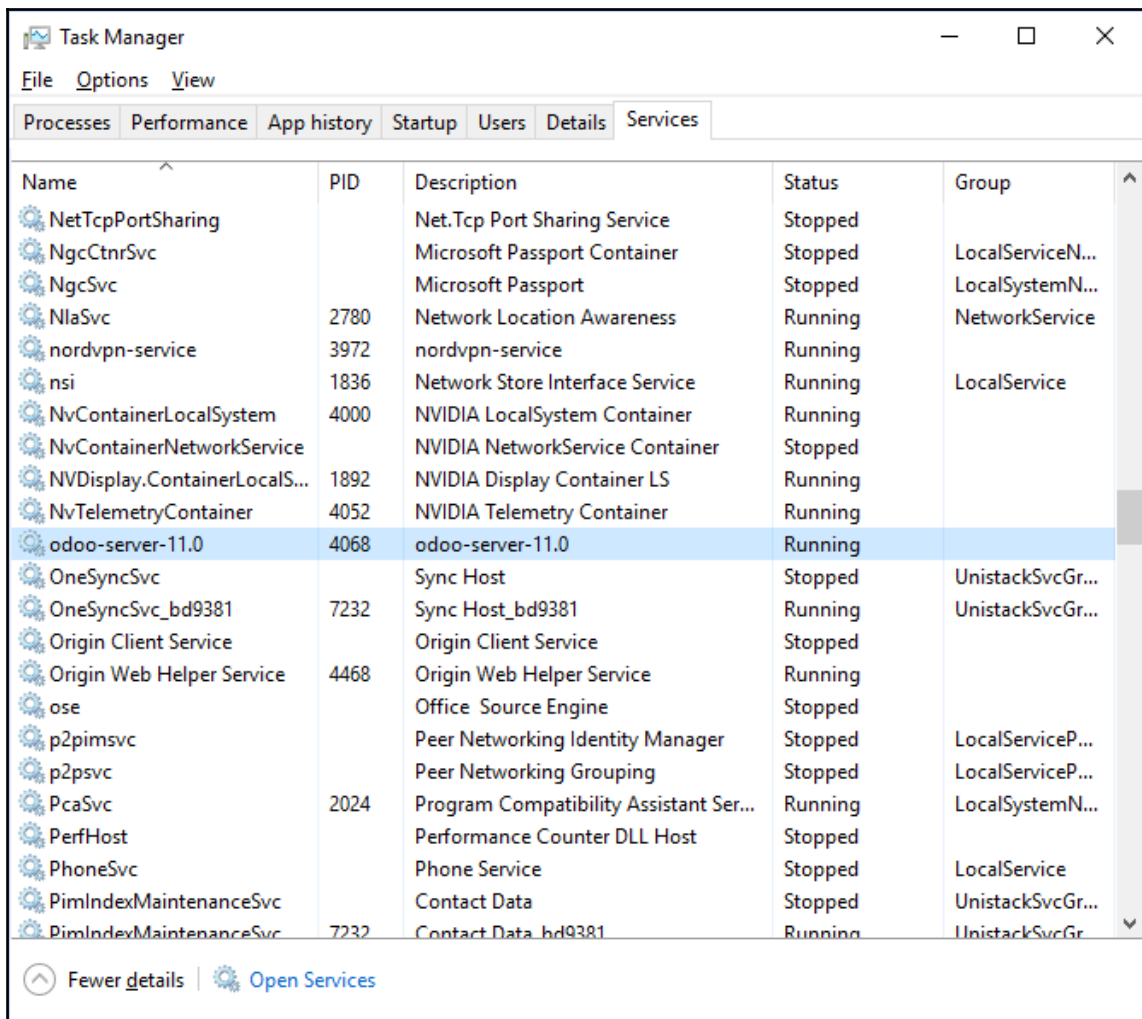
**Password**

**Language** **Country**

English

Load demonstration data (Check this box to evaluate Odoo)

or [restore a database](#)



```

root@ubuntu:~# ps aux | grep odoo
odoo      14341  1.0  11.1 925300 111756 ?        Ssl  11:40   0:02 /usr/bin/python /usr/bin/o
doo --config /etc/odoo/odoo.conf --logfile /var/log/odoo/odoo-server.log
postgres 14489   0.0   1.1 308992 11016 ?        Ss   11:42   0:00 postgres: odoo postgres [l
ocal] idle
root      14539   0.0   0.1  21292  1008 pts/17  S+   11:45   0:00 grep --color=auto odoo
root@ubuntu:~#

```

# Chapter 2: Installing Your First Application



Create Database ✕

Odoo is up and running!  
Fill out this form to create a new database. You will install your first app afterwards.

**Database Name**

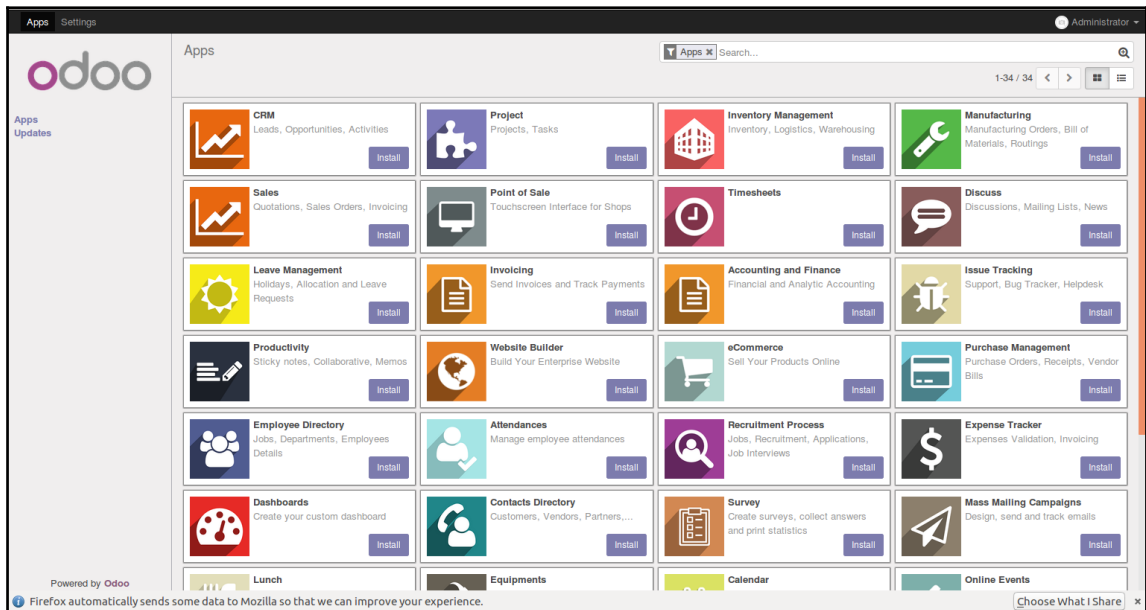
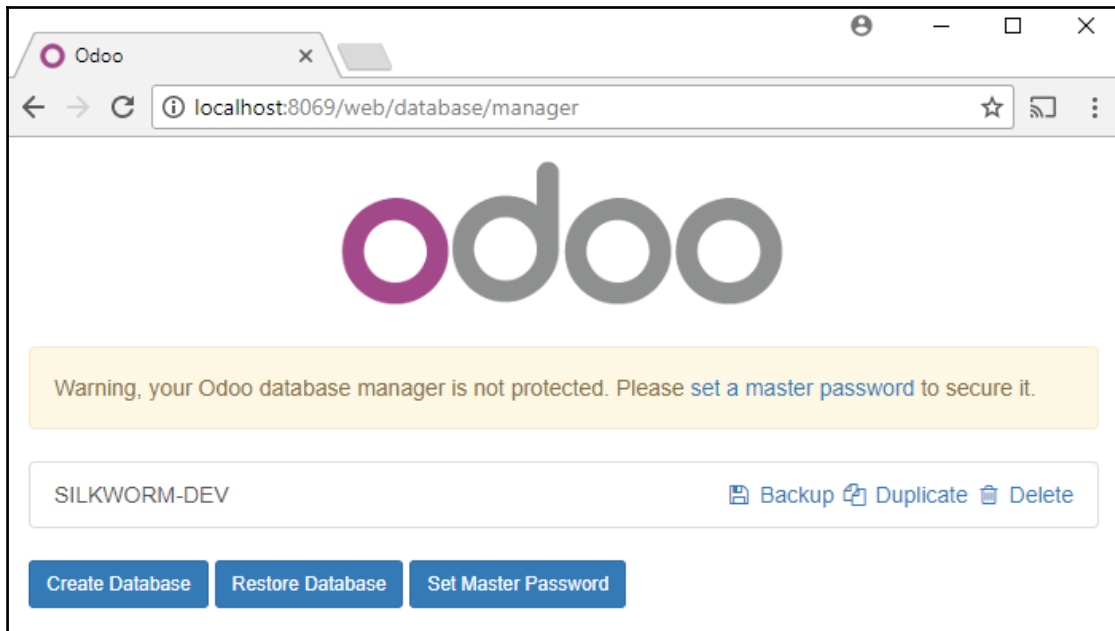
  
**Email**

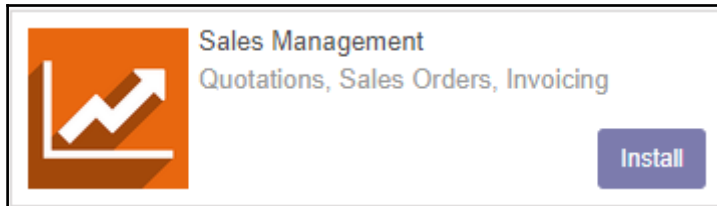
**Password**

👁

**Language** **Country**

Load demonstration data (Check this box to evaluate Odoo)

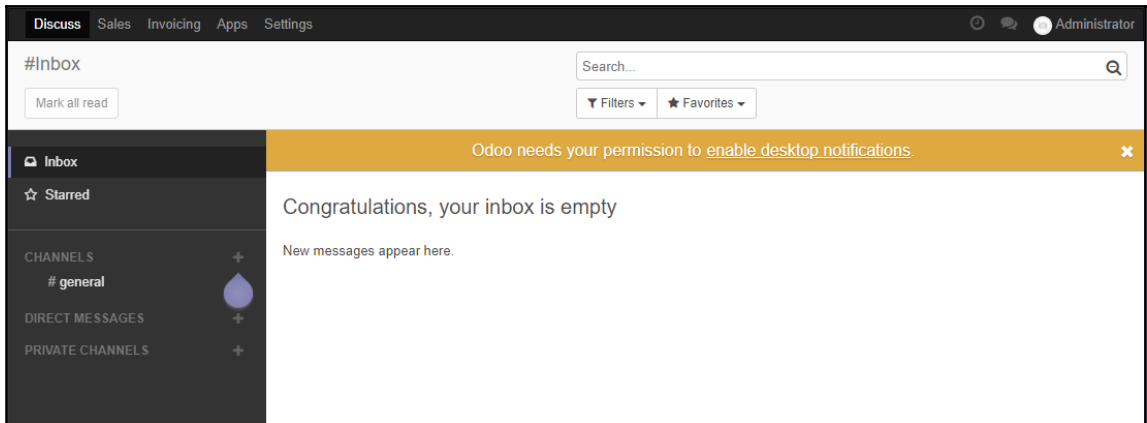




Sales Management  
Quotations, Sales Orders, Invoicing

Install

The image shows a card for the 'Sales Management' app. On the left is an orange square icon with a white line graph showing an upward trend. To the right of the icon, the text 'Sales Management' is in a bold, dark blue font, and 'Quotations, Sales Orders, Invoicing' is in a lighter blue font below it. In the bottom right corner of the card is a purple rectangular button with the word 'Install' in white text.



Discuss Sales Invoicing Apps Settings Administrator

#Inbox

Search...

Mark all read

Filters Favorites

Odoo needs your permission to [enable desktop notifications](#).

Inbox

Starred

CHANNELS +

# general

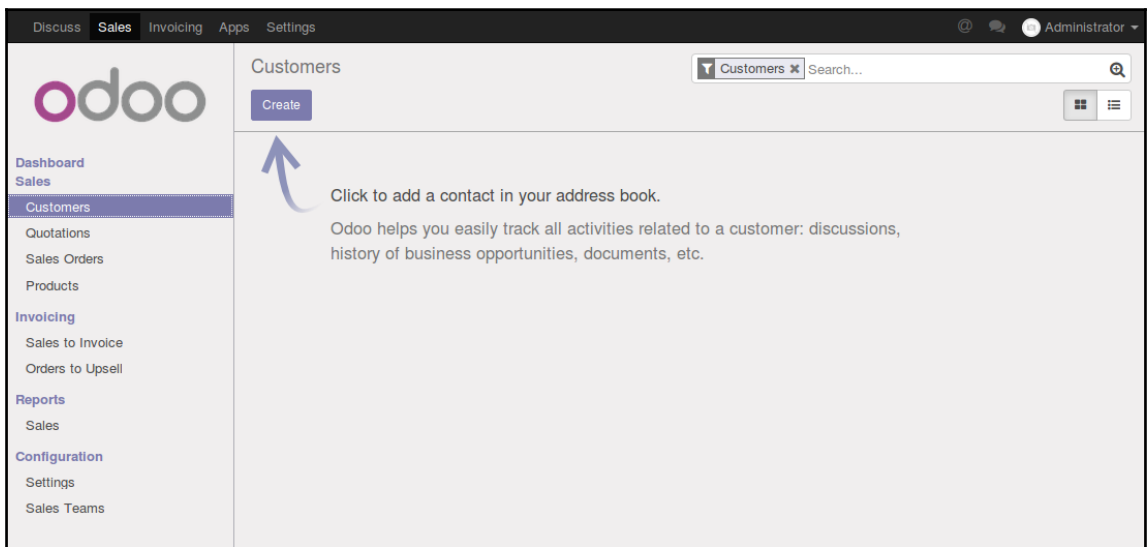

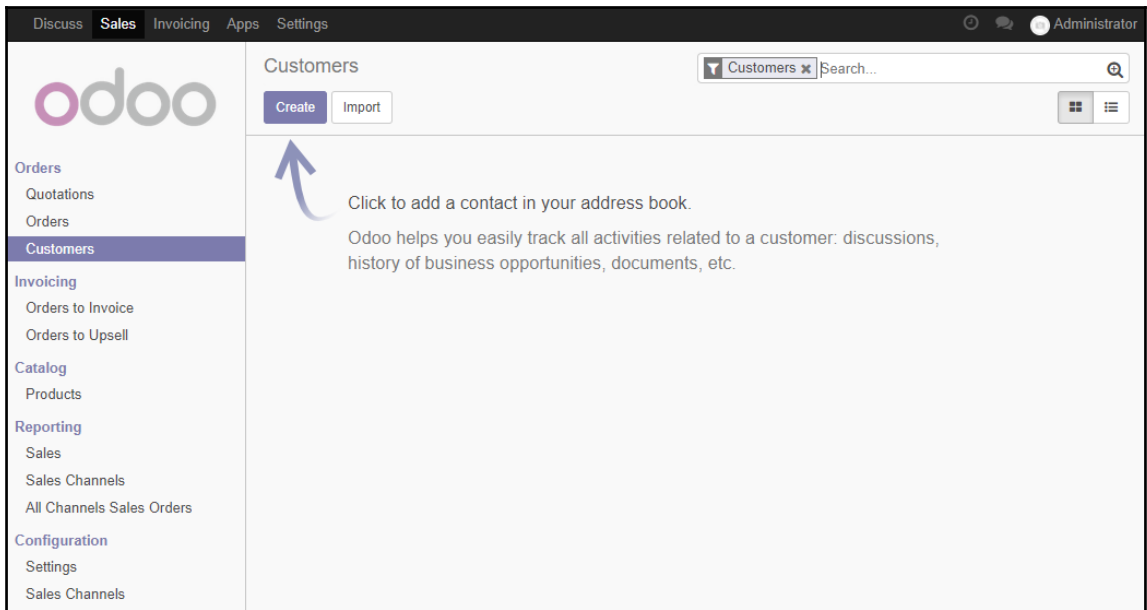
DIRECT MESSAGES +

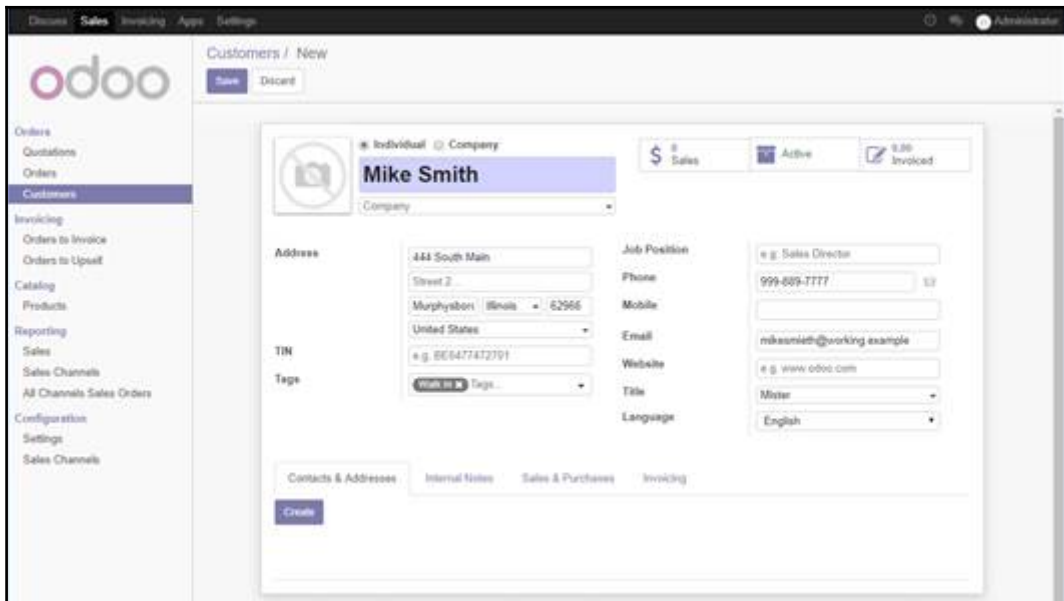
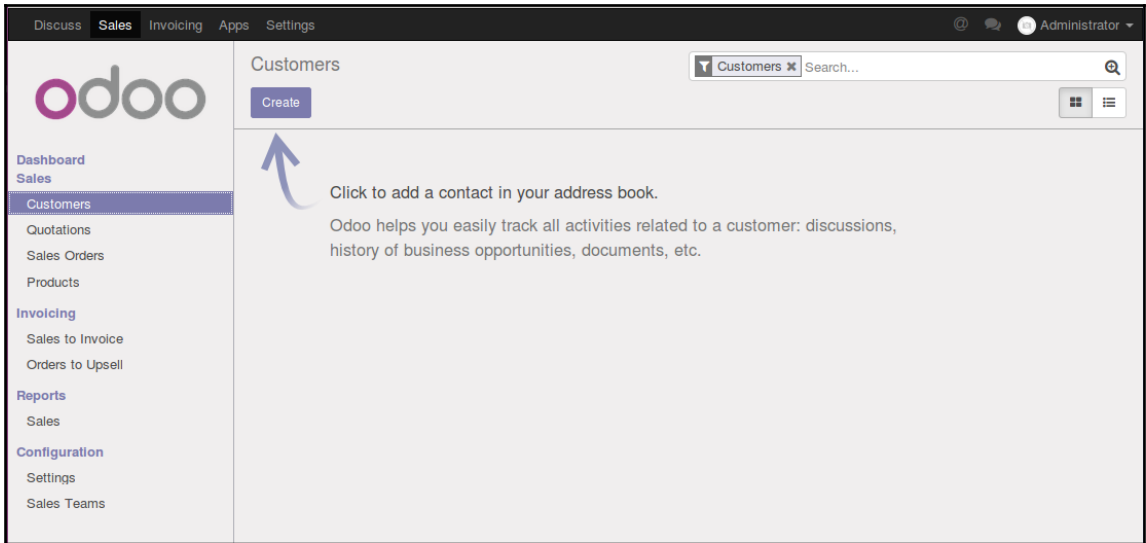
PRIVATE CHANNELS +

Congratulations, your inbox is empty

New messages appear here.

The screenshot shows the Odoo chat interface. At the top, there is a navigation bar with 'Discuss', 'Sales', 'Invoicing', 'Apps', and 'Settings'. On the right side of this bar, there are icons for a refresh button, a chat bubble, and a user profile labeled 'Administrator'. Below the navigation bar, the main chat area is titled '#Inbox'. It features a search bar with the placeholder text 'Search...', a 'Mark all read' button, and two dropdown menus for 'Filters' and 'Favorites'. A yellow notification banner at the top of the chat area reads 'Odoo needs your permission to enable desktop notifications.' with a close button. The main content of the chat area displays 'Congratulations, your inbox is empty' and 'New messages appear here.' On the left side, there is a dark sidebar with a list of channels: 'Inbox', 'Starred', 'CHANNELS' (with a plus sign), '# general' (with a blue drop icon), 'DIRECT MESSAGES' (with a plus sign), and 'PRIVATE CHANNELS' (with a plus sign).







A screenshot of a contact form. The form includes fields for Address (444 South Main), Job Position, Phone, Mobile, Website (e.g. www.open...), and Internal Notes. A dropdown menu for the state is open, showing a list of US states: Alaska, Alabama, Arkansas, Arizona, California, Colorado, Connecticut, and a 'Search More...' option. The 'Sales & Purchases' tab is selected.

A screenshot of the 'Sales & Purchases' tab in a contact form. The tab is highlighted with a dotted border. The form is divided into four sections: 'Sale' with 'Is a Customer' checked and a 'Salesperson' dropdown; 'Purchase' with 'Is a Vendor' unchecked; 'Misc' with an 'Internal Reference' field; and 'Payments' showing '0 Bank account(s)' and '0 Credit card(s)'. Other tabs include 'Contacts & Addresses', 'Internal Notes', and 'Accounting'.



Discuss Sales Invoicing Apps Settings Administrator

Products / New

Save Discard

**odoo**

Orders  
Quotations  
Orders  
Customers

Invoicing  
Orders to Invoice  
Orders to Upsell

Catalog  
Products

Reporting  
Sales  
Sales Channels  
All Channels Sales Orders

Configuration  
Settings  
Sales Channels

Product Name: **Medium White T-Shirt** \$ Sales Active

Can be Sold  
 Can be Purchased

General Information Sales Invoicing Notes

Product Type: Consumable Sales Price: 16.50

Category: All Cost: 7.25

Internal Reference

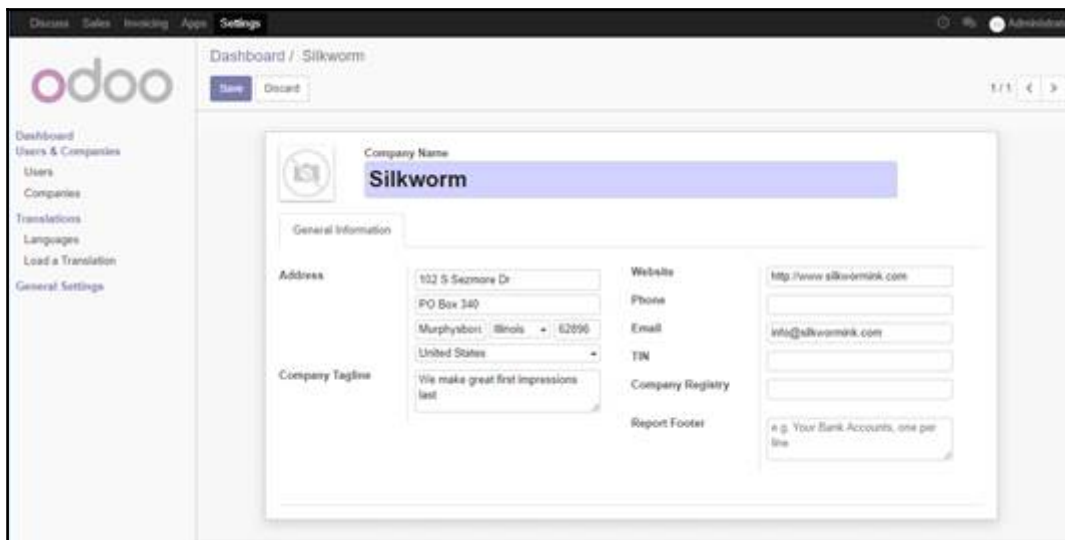
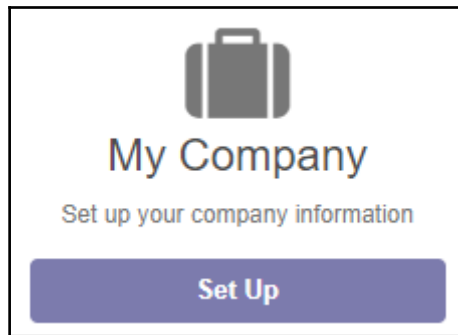
Barcode

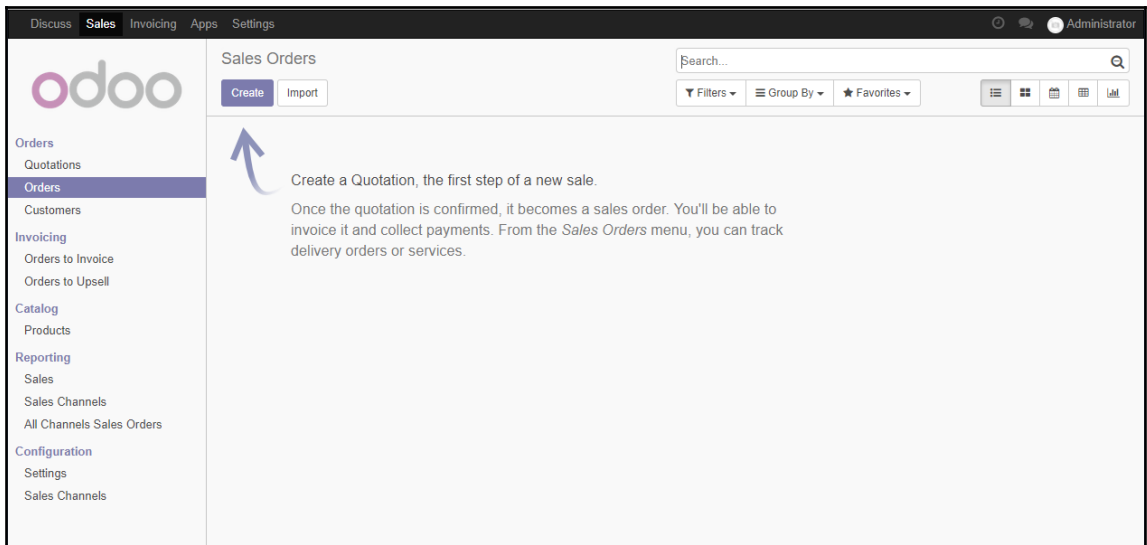
General Information Sales **Invoicing** Notes

**Receivables**  
Customer Taxes: Tax 15.00% ✕

**Payables**  
Vendor Taxes: Tax 15.00% ✕

**Invoicing**  
Invoicing Policy:  
 Ordered quantities  
 Delivered quantities





Sales Orders / New

Save Discard

Send by Email Print Confirm Sale Cancel

Quotation Quotation Sent Sales Order

### New

Customer: Mike Smith

Expiration Date:

Payment Terms: 15 Days

Order Lines Other Information

Product	Description	Ordered Qty	Unit Price	Taxes	Subtotal
Add an item					

Setup default terms and conditions in your sales settings ...

Untaxed Amount: \$ 0.00  
Taxes: \$ 0.00  
Total: \$ 0.00

Expiration Date

Payment Terms

Ordered Qty	Unit

A calendar for March 2018 is displayed, showing days from 1 to 31. The 5th is highlighted with a blue circle. The calendar has navigation arrows and the month/year 'March 2018' at the top.

Order Lines		Other Information			
Product	Description	Ordered Qty	Unit Price	Taxes	Subtotal
Medium White T-Shirt	Medium White T-Shirt	1.000	16.50	Tax 15.00%	\$ 16.50

### SO001

Customer	Mike Smith 444 South Main Murphysboro IL 62966 United States	Expiration Date	03/05/2018
		Payment Terms	15 Days

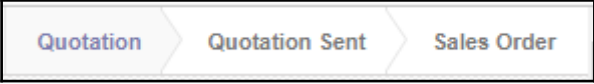
  

Order Lines	Other Information
-------------	-------------------

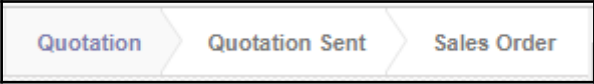
Product	Description	Ordered Qty	Unit Price	Taxes	Subtotal
Medium White T-Shirt	Medium White T-Shirt	1.000	16.50	Tax 15.00%	\$ 16.50

Untaxed Amount:	\$ 16.50
Taxes:	\$ 2.48
<b>Total:</b>	<b>\$ 18.98</b>



[Confirm Sale](#) [Print](#) [Send by Email](#) [Cancel](#)





**Invoice Order** ✕

Invoices will be created in draft so that you can review them before validation.

**What do you want to invoice?**

- Invoiceable lines
- Invoiceable lines (deduct down payments)
- Down payment (percentage)
- Down payment (fixed amount)

Create and View Invoices
Create Invoices
Cancel

**Invoice Number:**  
**INV/2018/0001**

<b>Customer</b>	Mike Smith 444 South Main Murphysboro IL 62966 United States	<b>Invoice Date</b>	
		<b>Due Date</b>	
		<b>Salesperson</b>	Administrator
<b>Payment Terms</b>	15 Days	<b>Sales Channel</b>	Sales

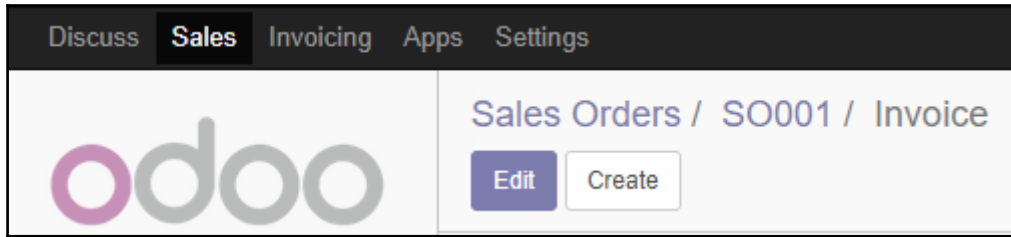
Invoice Lines Other Info

Product	Description	Quantity	Unit Price	Taxes	Subtotal
Medium White T-Shirt	Medium White T-Shirt	1.000	16.50	Tax 15.00%	\$ 16.50

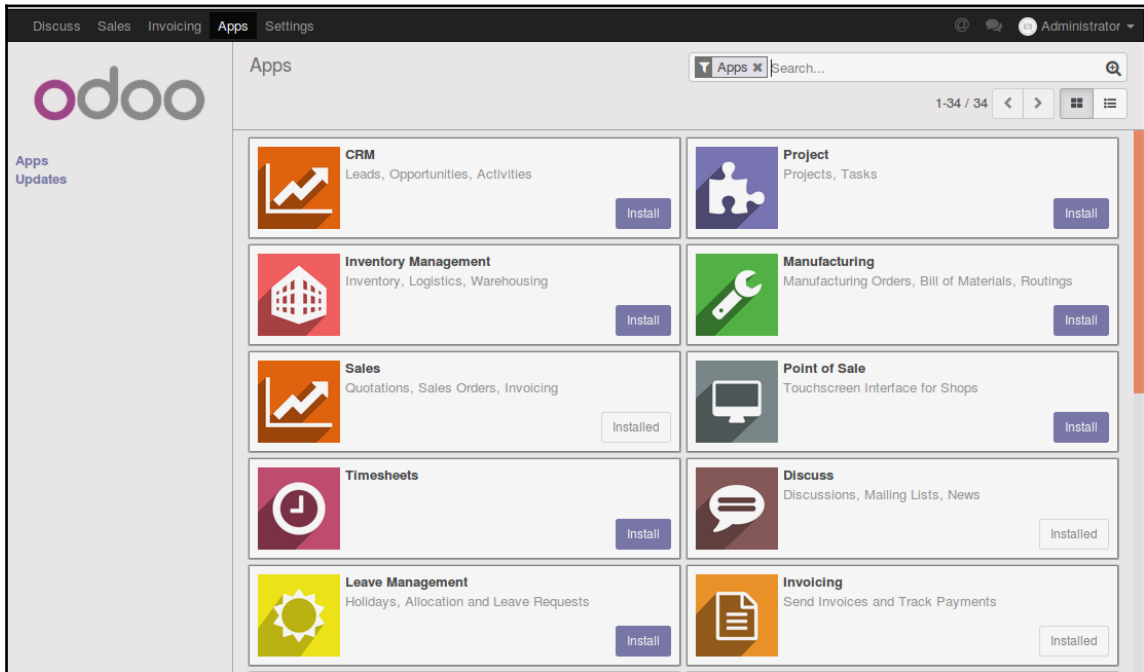
Untaxed Amount: \$ 16.50

Tax: \$ 2.48

**Total: \$ 18.98**



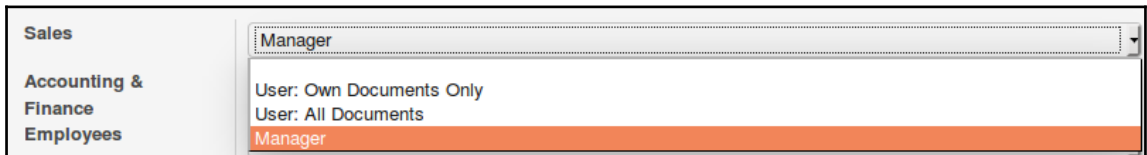
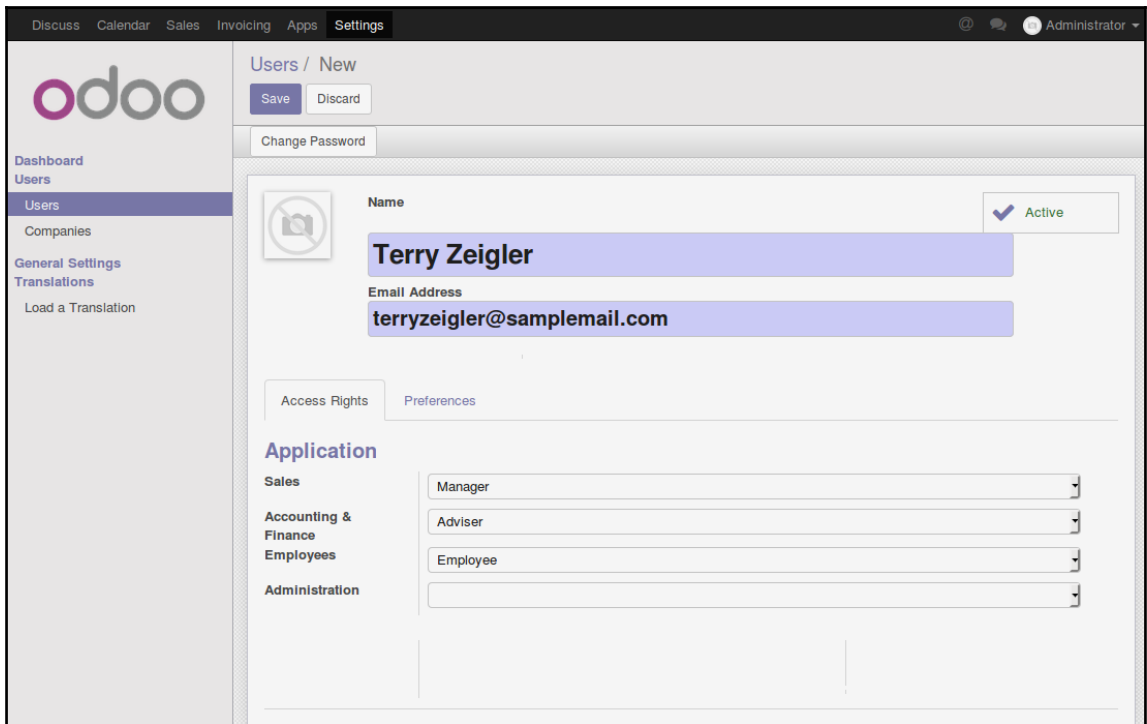
# Chapter 3: Exploring CRM in Odoo 11




The screenshot displays the Odoo Sales Dashboard. At the top, the navigation bar includes 'Discuss', 'Calendar', 'Sales' (highlighted), 'Invoicing', 'Apps', and 'Settings'. The user is logged in as 'Administrator'. The dashboard features several key components:

- Left Sidebar:** A menu with categories: Dashboard, Sales, Invoicing, Reports, and Configuration. Under 'Sales', items include Customers, My Pipeline, Next Activities, Quotations, Sales Orders, and Products. Under 'Invoicing', items include Sales to Invoice and Orders to Upsell. Under 'Reports', items include Pipeline, Activities, and Sales. Under 'Configuration', items include Settings, Leads & Opportunities, and Sales Teams.
- Dashboard Header:** 'odoo' logo and 'Dashboard' title with a page indicator '1-2 / 2'.
- Widgets:**
  - To do:** A list of tasks for 'Today' and 'Next 7 days'. A 'Meetings' widget shows '0' today and '5' in the next 7 days.
  - Hi there!:** A greeting with a smiley icon and a message: 'Great sales journeys start with a clean pipeline. Create a few opportunities in it.' A 'My Pipeline' button is present.
  - Performance:** A table showing performance metrics for 'Last Month'.
- Performance Table:**

Metric	Last Month	Target
Performance	94	100
Won in Opp...	78,140.--	80,000€
Invoiced	35,029.--	\$0.00
	0	\$0.00
- Sales Analysis:** Two columns for 'Direct Sales' and 'Website Sales'. Each column contains a 'Pipeline' button, 'Pipeline Analysis', and 'Activities Analysis'. A 'Click to define a team target' button is at the bottom of each column.





**Terry Zeigler**  
terryzeigler@samplemail.com

✓ Active

Access Rights | Preferences

### Localization

**Language** | English  
**Timezone** ⚠ | US/Central

### Messaging and Social

**Email Messages and Notifications** | All Messages  
**Alias**  
**Signature** | Best Regards,  
Terry Zeigler  
Sales Manager

### Change Password

User Login	New Password
terryzeigler@samplemail.com	....

Change Password | Cancel

<b>Sale</b>	<input checked="" type="checkbox"/>	<b>Purchase</b>	<input type="checkbox"/>
Is a Customer		Is a Vendor	
<b>Salesperson</b>	<input type="text" value="Terry Zeigler"/>		
	<ul style="list-style-type: none"><li>Terry Zeigler</li><li>Create "Terry Zeigler"</li><li>Create and Edit...</li></ul>		
<b>Misc</b>		<b>Payments</b>	
<b>Internal Reference</b>		0 Bank account(s)	0 Credit card(s)

Discuss Calendar **Sales** Invoicing Apps Settings

Administrator

odoo

Your Pipeline

My Opportunities x Search...

Create

New	+	Qualified	+	Proposition	+	Won	+	>
								ADD NEW COLUMN

Dashboard  
Sales  
Customers  
My Pipeline  
Next Activities  
Quotations  
Sales Orders  
Products  
Invoicing  
Sales to Invoice  
Orders to Upsell  
Reports  
Pipeline  
Activities  
Sales  
Configuration  
Settings  
Leads & Opportunities  
Sales Teams

### Create an Opportunity

**Opportunity Title**

**Customer**

**Expected Revenue**

**Rating** ☆☆☆

Discuss Calendar **Sales** Invoicing Apps Settings Administrator

odoo

Dashboard  
Sales  
Customers  
**My Pipeline**  
Next Activities  
Quotations  
Sales Orders  
Products

Your Pipeline  Search...

New	Qualified	Proposition	Won
<div><b>Sports Team Project</b> \$2,500.00, Mike Smith ☆☆☆</div>			

ADD NEW COLUMN



The screenshot shows the Odoo CRM interface for a pipeline named "Sports Team Project". The top navigation bar includes "Discuss", "Calendar", "Sales", "Invoicing", "Apps", and "Settings". The user is logged in as "Administrator". The left sidebar contains a navigation menu with sections for "Dashboard", "Sales", "Invoicing", "Reports", and "Configuration".

The main content area displays the "Your Pipeline / Sports Team Project" view. It features a "Save" and "Discard" button, and a progress bar with stages: "New Quotation", "Mark Won", "Mark Lost", "Log Activity", "New", "Qualified", "Proposition", and "Won". The current stage is "New".

The "Opportunity" section for "Sports Team Project" shows:

- Expected Revenue: \$2,500.00
- Probability: 10%
- Customer: Mike Smith
- Next Activity: (empty dropdown)
- Expected Closing: (empty dropdown)
- Salesperson: Administrator
- Rating: 3 stars
- Sales Team: Direct Sales
- Tags: (empty dropdown)

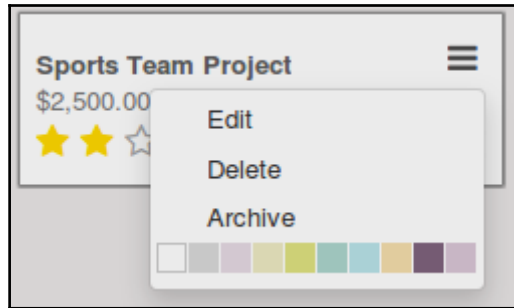
At the bottom, there are tabs for "Internal Notes" and "Contact Information".

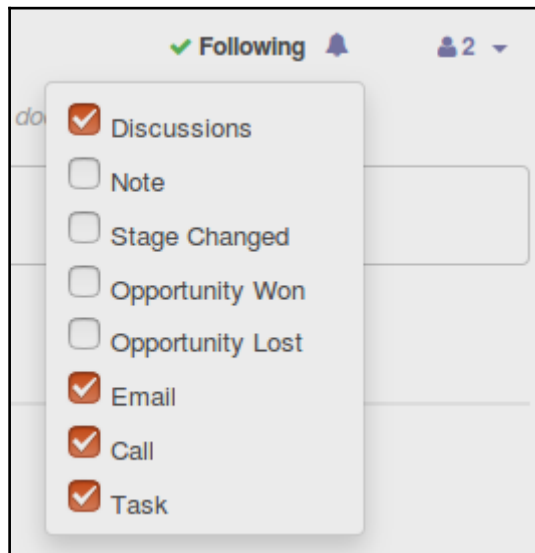
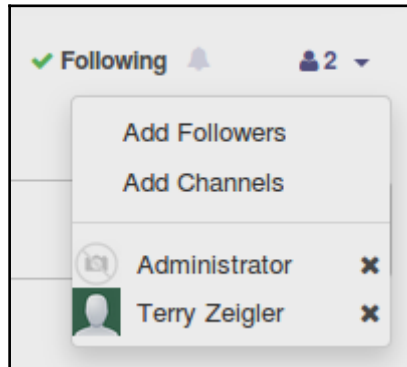
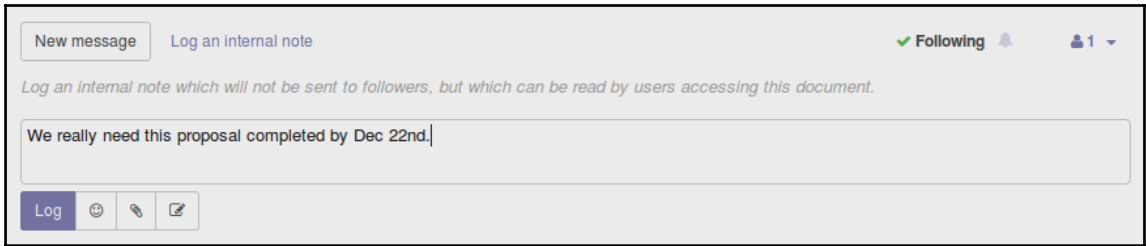
This screenshot provides a detailed view of the "Contact Information" and "Marketing" sections. The "Contact Information" tab is active, showing fields for:

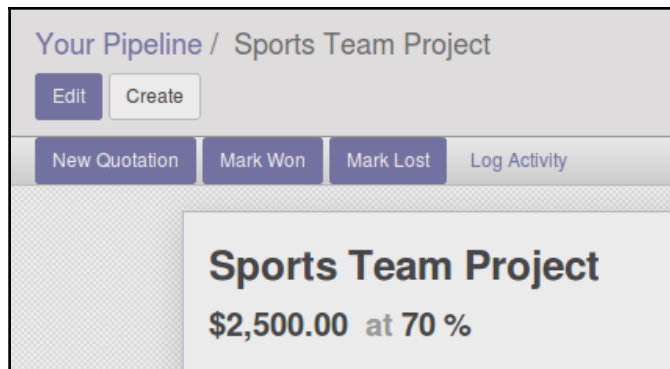
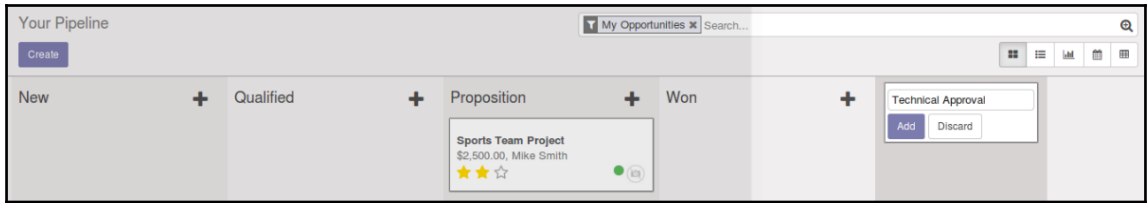
- Customer Name:** (empty text field)
- Address:** 444 South Main, Street 2..., Murphysboro, Illinois, 62966, United States
- Contact Name:** Mike Smith, Mister (dropdown)
- Job Position:** (empty text field)
- Mobile:** (empty text field)
- Fax:** (empty text field)
- Opt-Out:** (checkbox, unchecked)

The "Marketing" section includes:



- Campaign:** (empty dropdown)
- Medium:** (empty dropdown)
- Source:** (empty dropdown)
- Misc:** Referred By (empty text field)









## New

Customer: Mike Smith  Order Date: 12/19/2016 17:31:46 

Expiration Date:  

Payment Terms: 15 Days 

Order Lines | Other Information

Product	Description	Ordered Qty	Delivered	Invoiced	Unit Price	Taxes	Subtotal
Add an item							

Setup default terms and conditions in your company settings.

**Untaxed Amount :** \$0.00  
**Taxes :** \$0.00  
**Total :** [\(update\)](#) **\$0.00**

[Apply](#) [Cancel](#)

## CRM

**Leads Email Alias**

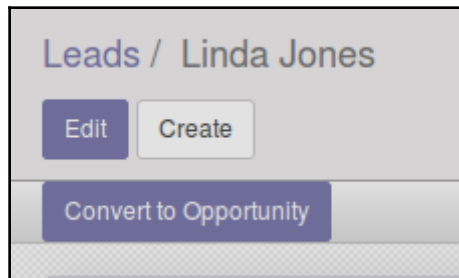
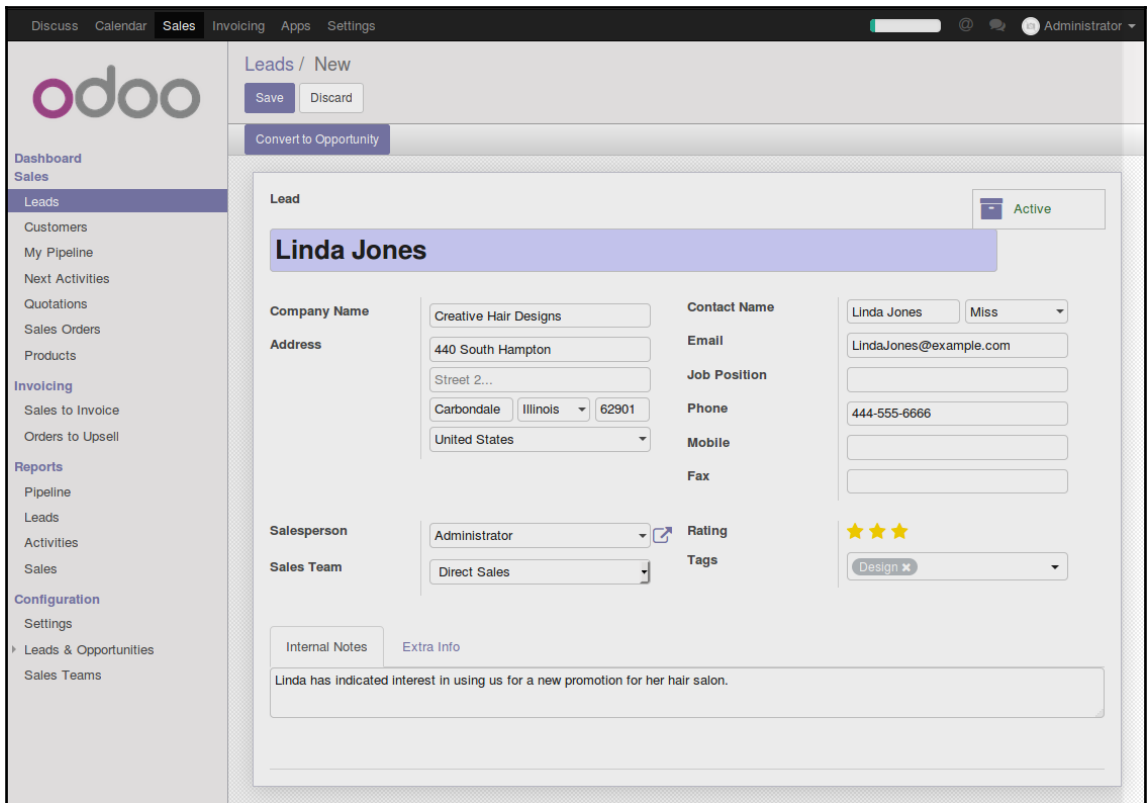
Setup your domain alias

**Leads**

- Each mail sent to the alias creates a new opportunity
- Use leads if you need a qualification step before creating an opportunity or a customer

**Voip integration**

[Enterprise](#) [More Info](#)



### Convert to opportunity ✕

**Conversion Action**

Convert to opportunity  
 Merge with existing opportunities

**Assign this opportunity to**

**Salesperson** Administrator ↕ 🔗

**Sales Team** Direct Sales ⌵

**Customers**

Link to an existing customer  
 Create a new customer  
 Do not link to a customer

**Create Opportunity**

The screenshot shows a web-based calendar application. At the top, there are navigation tabs: Discuss, Calendar (selected), Sales, Invoicing, Apps, and Settings. On the right, there is a user profile for 'Administrator'. Below the navigation, the main heading is 'Meetings (Week 52)' with a search bar. There are navigation buttons for 'Today', 'Day', 'Week' (selected), and 'Month'. The calendar grid shows a week from Sunday, 12/18/2016, to Saturday, 12/24/2016. The time slots range from 06:00 to 20:00. The Monday column (12/19/2016) is highlighted in yellow. On the right side, there is a monthly calendar for December 2016, with the 19th highlighted. Below the monthly calendar, there are checkboxes for 'Administrator [Me]' (checked) and 'Everybody's calendars' (unchecked), and a text input field for 'Add Favorite Calendar'.

**Create** ✕

---

**Summary:**

Followup with Mike Smith

**Create** **Edit** **Cancel**



**Create: Meetings**

Meeting Subject  
**Followup with Mike Smith**

Attendees  
Administrator x Select attendees...

Meeting Details Options

Starting at 12/21/2016 09:00:00 Tags  
Duration 00:30 hours Reminders  
All Day  Location

Description

Save Discard

Meeting Subject  
**Followup with Mike Smith**

Attendees  
Administrator x M

Meeting Details

Starting at  
Duration 00:30 hours  
All Day

- Mike Smith
- Silkworm
- Tery Zeigler
- Create "M"
- Create and Edit...

**Create: Meetings** ✕

**Meeting Subject**  
**Followup with Mike Smith**

**Attendees**  
Administrator ✕ Mike Smith ✕ **Select attendees...** ▾

Meeting Details | Options

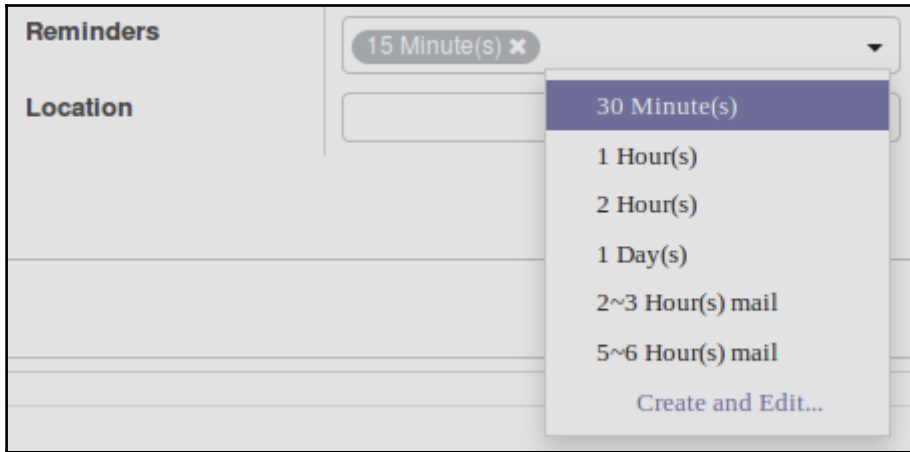
**Starting at** 12/21/2016 ▾      **Tags** ▾  
**Ending at** 12/21/2016 ▾      **Reminders** ▾  
**All Day**       **Location** ▾

**Description**  
Discuss the latest proposal

**Save** **Discard**

**Tags** Customer Meeting ✕ ▾  
**Reminders** ▾  
**Location** ▾

- Internal Meeting
- Off-site Meeting
- Open Discussion
- Feedback Meeting



**Create: Meetings**

Meeting Subject

**Followup with Mike Smith**

Attendees

Administrator x Mike Smith x Select attendees...

Meeting Details Options

Recurrent

Repeat Every 1 Week(s)

Until Number of repetitions 1

Mon

Tue

Wed

Thu

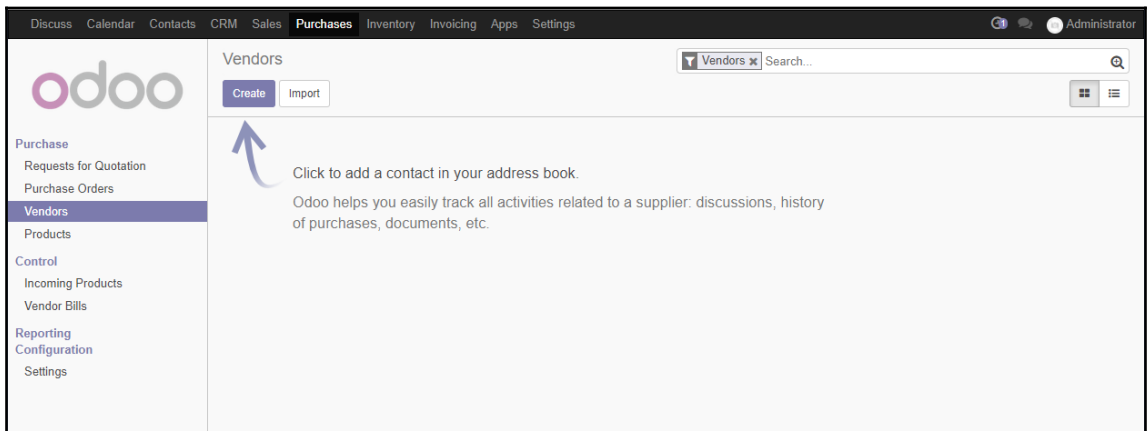
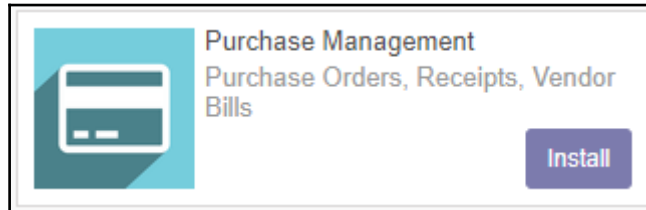
Fri


Sat

Sun

Save Discard

# Chapter 4: Purchasing with Odoo





Individual  Company

0 Meetings
0 Purchases
0 Vendor Bills

T-Shirt Supply Co.

Active

**Address**

564 Pine Street

Street 2...

Canton Ohio 49432

United States

**Phone**

444-555-6666

**Mobile**

**Email**

**Website**

e.g. www.odoo.com

**Language**

English

**TIN**


e.g. BE0477472701

**Tags**

Tags...

Contacts & Addresses
Internal Notes
Sales & Purchases
Invoicing

Create



Product Name

Medium White T-Shirt

Product Moves
\$ 1 Sales
0 Purchases

Can be Sold

Can be Purchased

Active

General Information
Sales
Purchase
Inventory
Invoicing
Notes

**Operations**

**Routes**

Buy

Make To Order

**Customer Lead Time**

0.00 days

**Logistics**

**Weight**

0.00 kg

**Volume**

0.00 m³

**Responsible**

Administrator

Product Name

Medium White T-Shirt

Can be Sold

Can be Purchased

↕ Product Moves	\$ 1 Sales	🛒 0 Purchases
📁 Active	📊 0 On Hand	📅 0 Forecasted
🔄 0 Reordering R...		

General Information
Sales
Purchase
Inventory
Invoicing
Notes

Product Type	<div style="border: 1px solid gray; padding: 2px;">Stockable Product</div>	Sales Price	<input style="width: 90%;" type="text" value="\$16.50"/>
Category	<div style="border: 1px solid gray; padding: 2px;">All</div>	Cost	<input style="width: 90%;" type="text" value="\$7.25"/>
Internal Reference	<input style="width: 100%;" type="text"/>		
Barcode	<input style="width: 100%;" type="text"/>		

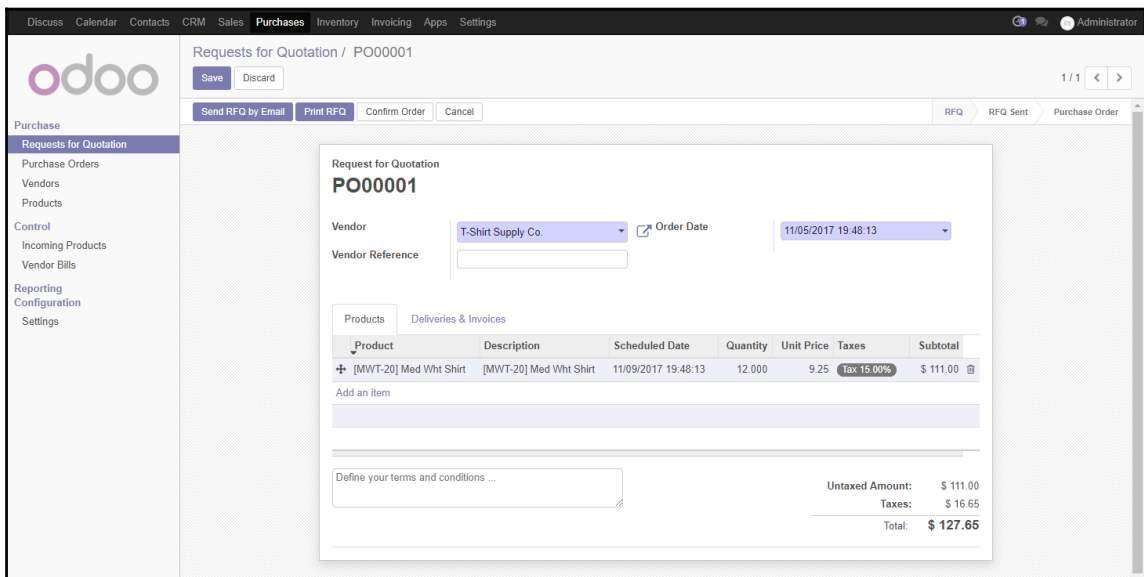
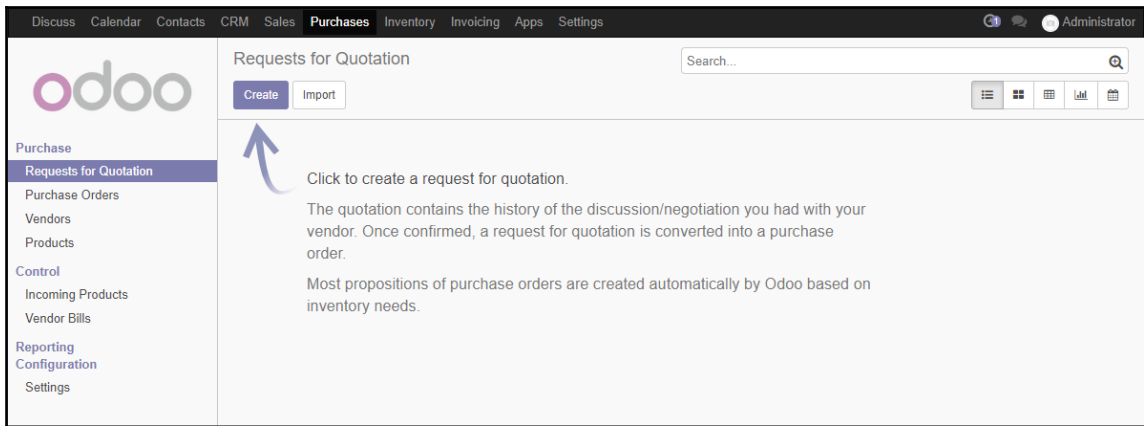
Create Vendors
✕

<p><b>Vendor</b></p> <p>Vendor <span style="float: right;">↗</span></p> <div style="border: 1px solid gray; padding: 2px; margin-bottom: 5px;">T-Shirt Supply Co.</div> <p>Vendor Product Name <span style="float: right;">↗</span></p> <div style="border: 1px solid gray; padding: 2px; margin-bottom: 5px;">Med Wht Shirt</div> <p>Vendor Product Code</p> <div style="border: 1px solid gray; padding: 2px; margin-bottom: 5px;">MWT-20</div> <p>Delivery Lead Time</p> <div style="display: flex; align-items: center; margin-bottom: 5px;"> <input style="width: 60px; margin-right: 5px;" type="text" value="4"/> <span>days</span> </div>	<p><b>Price List</b></p> <p>Minimal Quantity</p> <div style="border: 1px solid gray; padding: 2px; margin-bottom: 5px;">12</div> <p>Price</p> <div style="border: 1px solid gray; padding: 2px; margin-bottom: 5px;">9.25</div> <p>Validity</p> <div style="display: flex; align-items: center; margin-bottom: 5px;"> <div style="border: 1px solid gray; padding: 2px; flex: 1;">11/07/2017</div> <span style="margin: 0 5px;">to</span> <div style="border: 1px solid gray; padding: 2px; flex: 1;">11/30/2017</div> </div>
---	---

Save & Close

Save & New

Discard





Discuss Calendar Contacts CRM Sales **Purchases** Inventory Invoicing Apps Settings Administrator

Requests for Quotation / PO00001

Edit Create Print Action 1 / 1

Send PO by Email Receive Products Cancel Lock Rfq Rfq Sent Purchase Order

**Purchase Order**  
**PO00001**

1 Shipment 0 Vendor Bills

Vendor T-Shirt Supply Co. Order Date 11/05/2017 19:48:13

Vendor Reference

Products Deliveries & Invoices

Product	Description	Scheduled Date	Quantity	Unit Price	Taxes	Subtotal
Medium White T-Shirt	[MWT-20] Med Wht Shirt	11/09/2017 19:48:13	12.000	9.25	Tax 15.00%	\$ 111.00

Untaxed Amount: \$ 111.00  
 Taxes: \$ 16.65  
**Total: \$ 127.65**

Inventory / Silkworm: Receipts / WH/IN/00001

Edit Create Print Action 1 / 1

Validate Print Cancel Unlock Draft Waiting Ready Done

**WH/IN/00001**

Partner T-Shirt Supply Co. Scheduled Date 11/09/2017 19:48:13  
 Source Document PO00001

Operations Additional Info

Product	Initial Demand	Done
Medium White T-Shirt	12.000	0.000

**Immediate Transfer?** ✕

---

You haven't entered *done* quantities, by clicking on *apply* Odoo will process all the *reserved* quantities.

---

## WH/IN/00001

**Partner** | T-Shirt Supply Co.      **Scheduled Date** | 11/09/2017 19:48:13  
**Source Document** | PO00001

Product	Initial Demand	Done
Medium White T-Shirt	12.000	12.000

**Create Backorder?** ✕

---

You have processed less products than the initial demand.

Create a backorder, if you expect to process the remaining products later. Do not create a backorder if you will not supply the remaining products.

---

odoo

Purchase Orders / PO00002 / Transfers

Search...

Create Import

Filters Group By

1-2 / 2

Favorites

Reference	Partner	Scheduled Date	Source Document	Back Order of	Status
<input type="checkbox"/> WH/IN/00003	T-Shirt Supply Co.	03/16/2018 14:24:33	PO00002	WH/IN/00002	Ready
<input type="checkbox"/> WH/IN/00002	T-Shirt Supply Co.	03/16/2018 14:24:33	PO00002		Done

Purchase

- Requests for Quotation
- Purchase Orders**
- Vendors
- Vendor Pricelists
- Products
- Product Variants

Discuss Calendar Contacts CRM Sales Purchases Inventory **Invoicing** Apps Settings

Administrator

odoo

Vendor Bills

Search...

Create Import

Click to record a new vendor bill.

You can control the invoice from your vendor according to what you purchased or received.

Sales

- Documents
  - Customer Invoices
  - Customer Credit Notes
  - Payments
- Master Data
- Purchases
  - Documents
  - Vendor Bills**
  - Vendor Credit Notes
  - Payments

Draft Bill - First Number:

**BILL/2017/0001**

Vendor: T-Shirt Supply Co. [Bill Date](#)

Vendor Reference:


Add Purchase Order:

PO00001: \$ 127.65

[Bill](#) [Other Info](#)

Due Date

Draft Bill - First Number:  
**BILL/2017/0001**

Vendor: T-Shirt Supply Co.  Source Document: PO00001

Vendor Reference:  Bill Date:

Add Purchase Order:  Due Date:

Bill | Other Info

Product	Description	Quantity	Unit Price	Taxes	Amount
Medium White T-Shirt	PO00001: [MWT-20] Med Wht Shirt	12.000	9.25	Tax 15.00%	\$ 111.00

Add an item

Tax Description	Amount
Tax 15.00%	\$ 16.65

Add an item

Additional notes...

**Untaxed Amount: \$ 111.00**  
**Tax: \$ 16.65**  
**Total: \$ 127.65**

**Register Payment** ✕

---

Payment Amount	<input type="text" value="\$127.65"/>	Payment Date	<input type="text" value="11/06/2017"/>
Payment Journal	<input type="text" value="Bank (USD)"/>	Memo	<input type="text" value="BILL/2017/0001"/>
Payment Method Type	<input checked="" type="radio"/> Manual <input type="radio"/> Checks		

---

Bill  
**BILL/2017/0001**

Vendor	T-Shirt Supply Co.	Source Document	PO00001
Vendor Reference		Bill Date	11/06/2017
Add Purchase Order		Due Date	11/06/2017

Bill	Other Info
------	------------

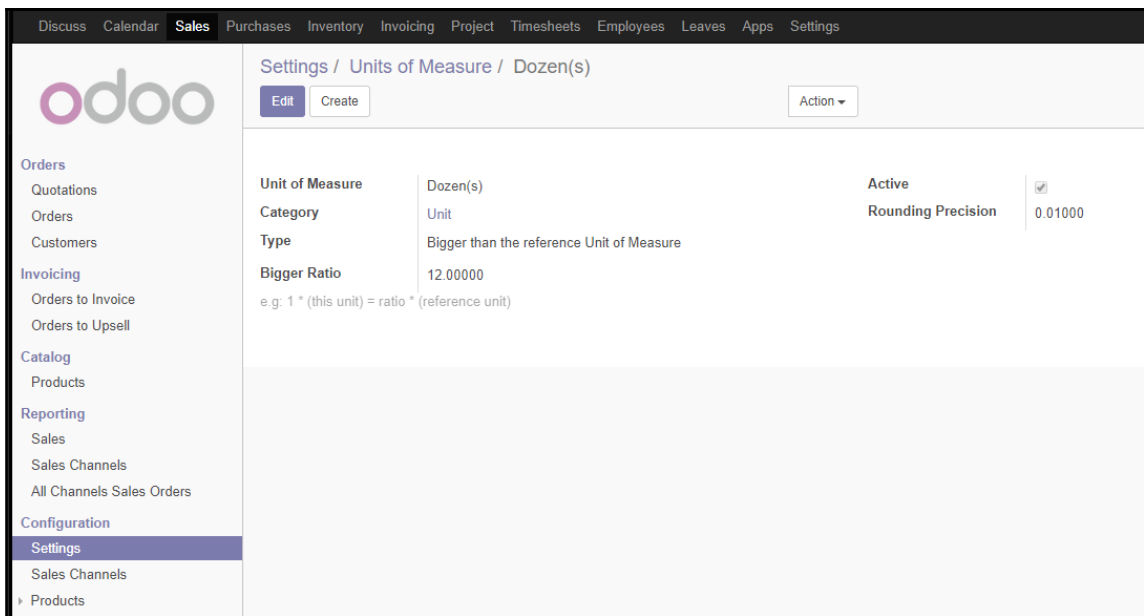
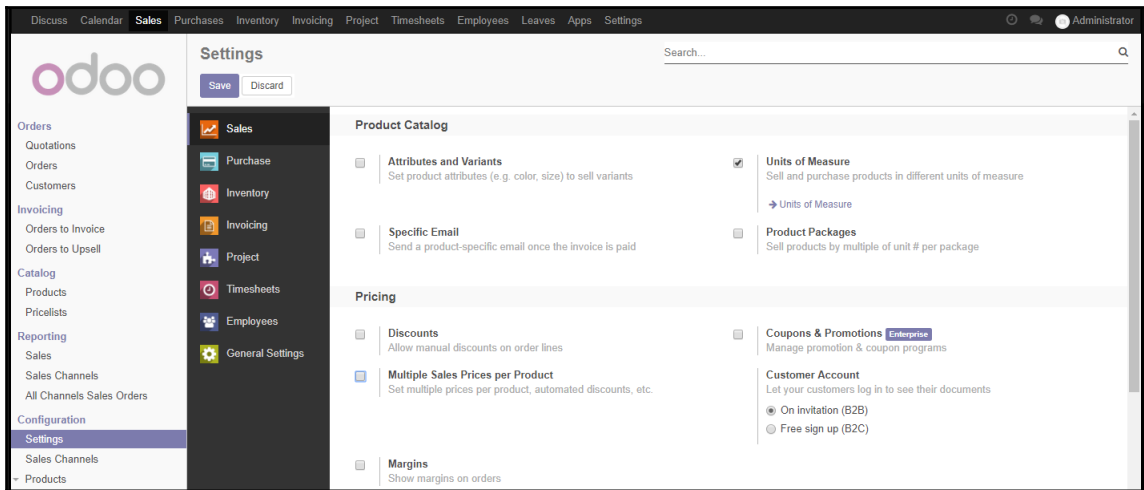
Product	Description	Quantity	Unit Price	Taxes	Amount
Medium White T-Shirt	PO00001: [MWT-20] Med Wht Shirt	12.000	9.25	Tax 15.00%	\$ 111.00

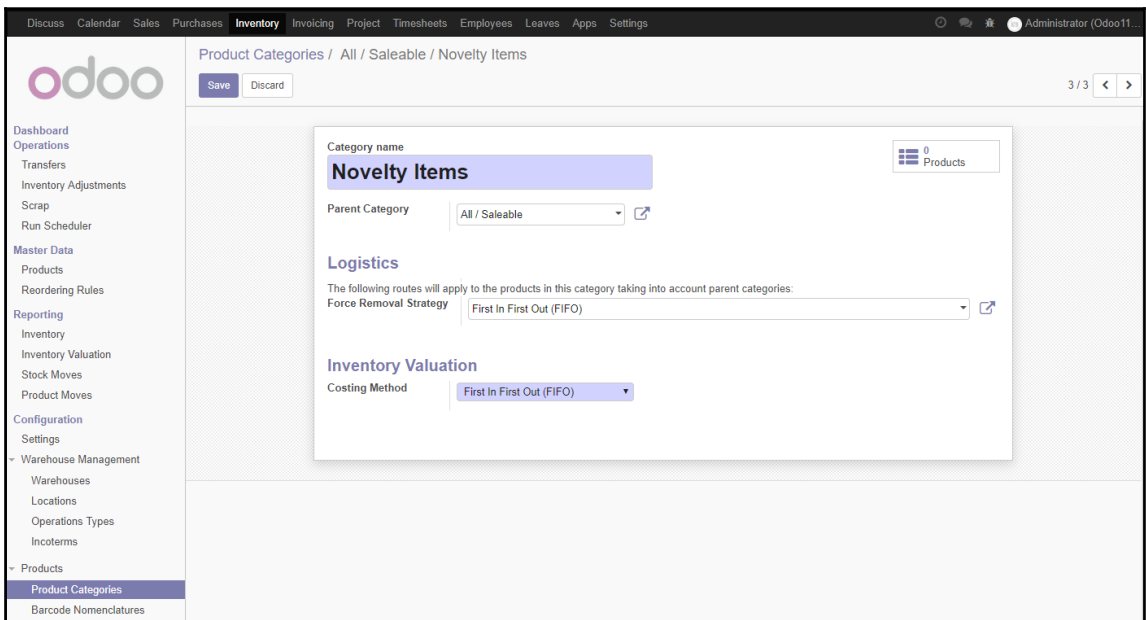
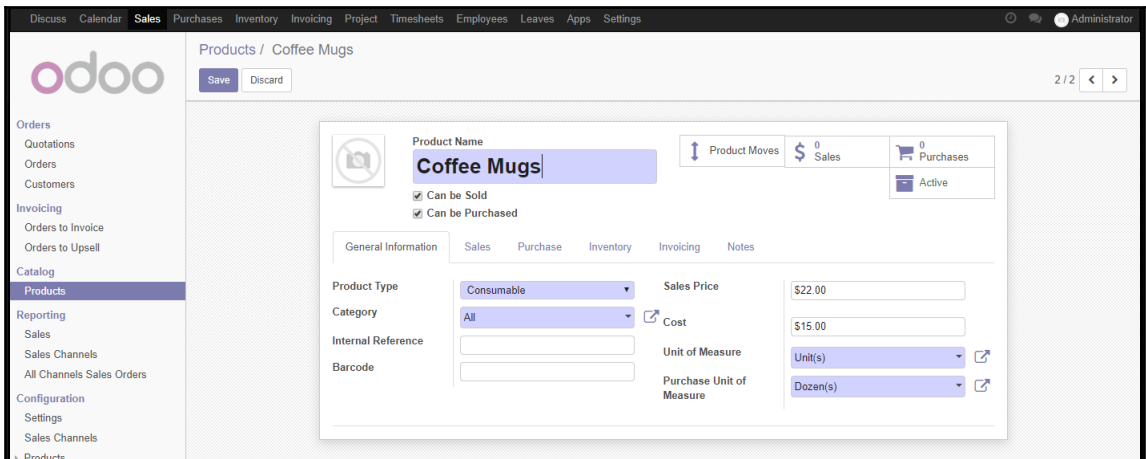
  

Tax Description	Amount
Tax 15.00%	\$ 16.65


  

Untaxed Amount:	\$ 111.00
Tax:	\$ 16.65
<b>Total:</b>	<b>\$ 127.65</b>
<b>Paid on 11/06/2017</b>	<b>\$ 127.65</b>
<b>Amount Due:</b>	<b>\$ 0.00</b>














## Coffee Mugs

- Can be Sold
- Can be Purchased

 Product Moves	 Inventory Valuation	 0 Sales
 0 Purchases	 Active	

General Information

Sales

Purchase

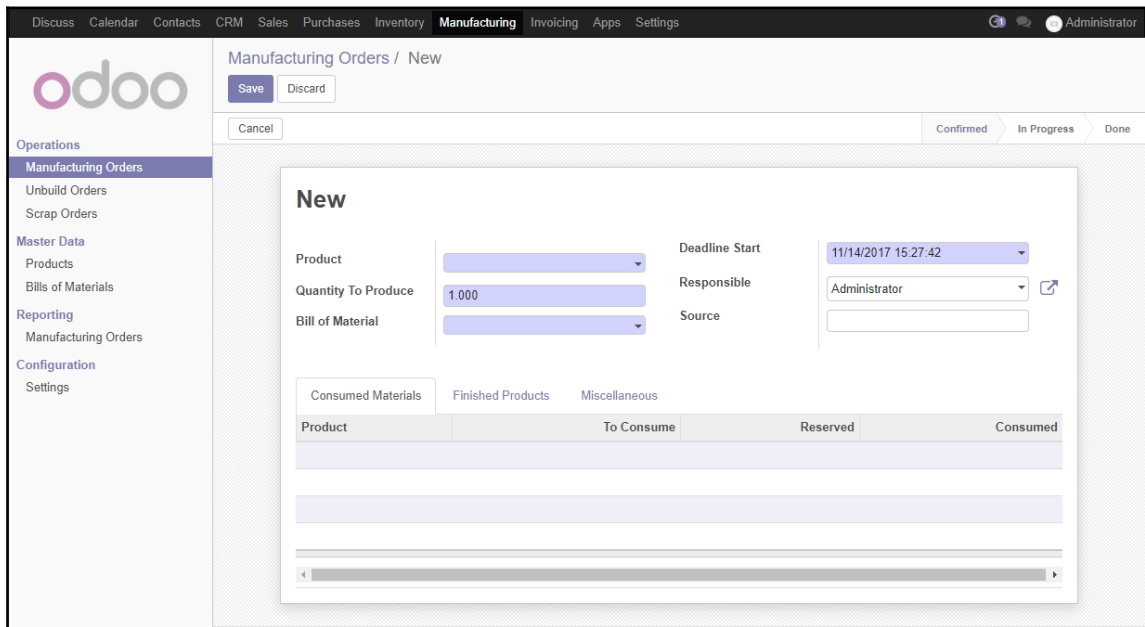
Inventory

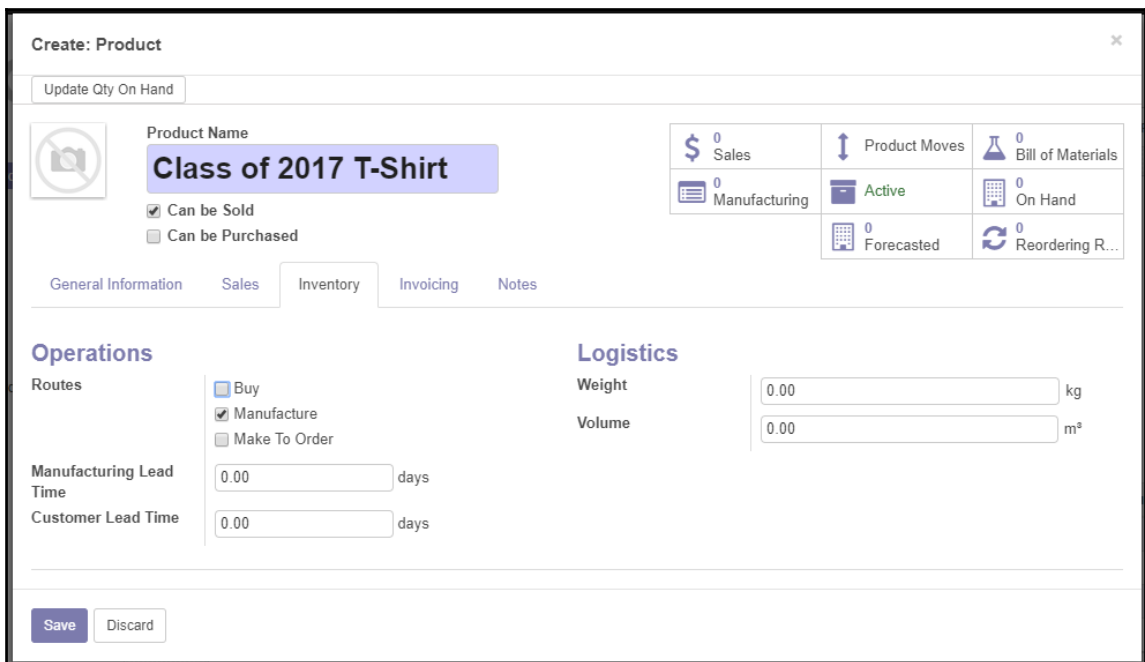
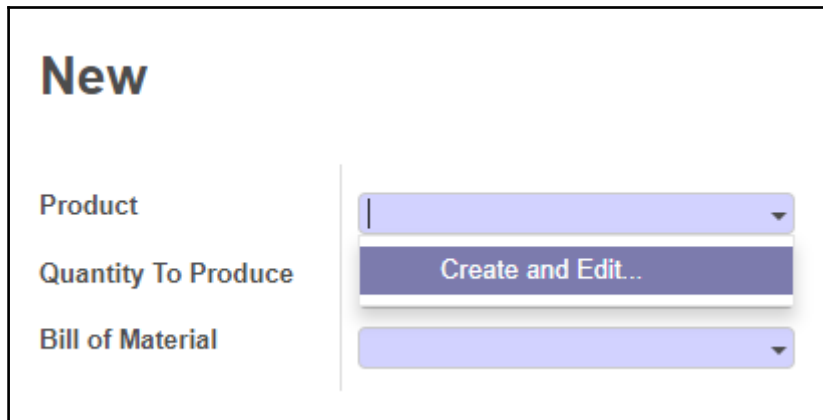
Invoicing

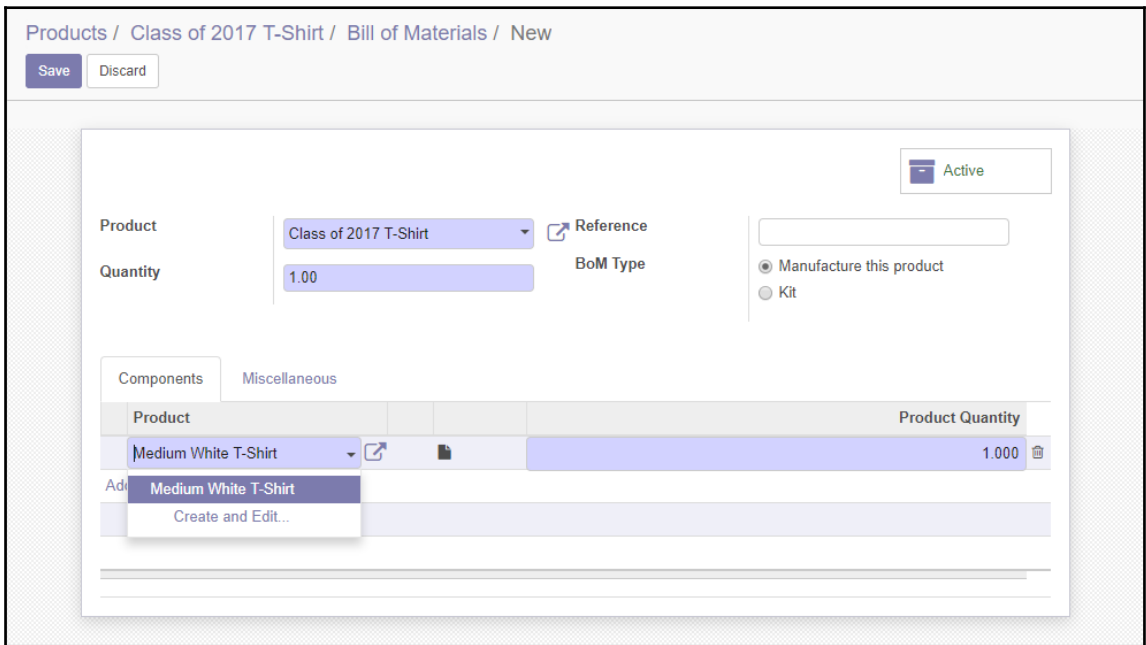
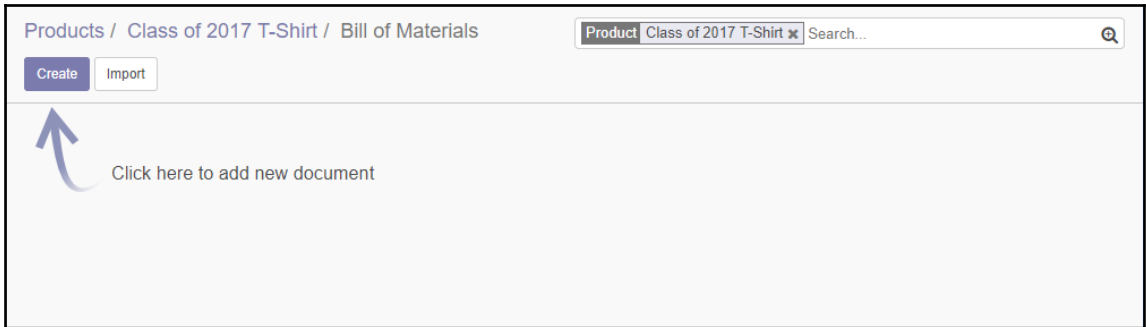
Notes

<b>Product Type</b>	Consumable	<b>Sales Price</b>	\$ 22.00
<b>Category</b>	All / Saleable / Novelty Items	<b>Cost</b>	\$ 15.00
<b>Internal Reference</b>		<b>Unit of Measure</b>	Unit(s)
<b>Barcode</b>		<b>Purchase Unit of Measure</b>	Dozen(s)

# Chapter 5: Making Goods with Manufacturing Resource Planning







Manufacturing Orders / MO/00001

1 / 1

Confirmed
In Progress
Done

**MO/00001**

**Product** Class of 2017 T-Shirt **Deadline Start** 11/14/2017 15:39:55  
**Quantity To Produce** 1,000 Update **Responsible** Administrator  
**Bill of Material** Class of 2017 T-Shirt **Source**

Product	To Consume	Reserved	Consumed
Medium White T-Shirt	1,000	0,000	0,000

Manufacturing Orders / MO/00001

Buttons: Edit, Create, Print, Action

Page: 1 / 1

Buttons: Produce, Cancel, Scrap, Unreserve, Unlock

Status: Confirmed > In Progress > Done

### MO/00001

<b>Product</b>	Class of 2017 T-Shirt	<b>Deadline Start</b>	11/14/2017 15:39:55
<b>Quantity To Produce</b>	1.000 Update	<b>Responsible Source</b>	Administrator
<b>Bill of Material</b>	Class of 2017 T-Shirt		

Consumed Materials | Finished Products | Miscellaneous

Product	To Consume	Reserved	Consumed
Medium White T-Shirt	1.000	1.000	0.000

### Produce

Product: Class of 2017 T-Shirt

Quantity: 1.000

Buttons: Record Production, Cancel

Manufacturing Orders / MO/00001

[Edit](#) [Create](#)
Print ▾ Action ▾
1 / 1 < >

[Mark as Done](#) [Scrap](#) [Unlock](#)
Confirmed > In Progress > Done

**MO/00001** [Inventory Moves](#)

<b>Product</b>	Class of 2017 T-Shirt	<b>Deadline Start</b>	11/14/2017 15:39:55
<b>Quantity To Produce</b>	1.000 Update	<b>Responsible</b>	Administrator
<b>Bill of Material</b>	Class of 2017 T-Shirt	<b>Source</b>	

Consumed Materials
Finished Products
Miscellaneous

Product	To Consume	Reserved	Consumed
Medium White T-Shirt	1.000	1.000	1.000

Discuss Calendar Contacts CRM Sales Purchases **Inventory** Manufacturing Invoicing Apps Settings

Administrator

- Dashboard
- Operations
- Transfers
- Inventory Adjustments
- Scrap
- Run Scheduler
- Master Data
- Products
- Reordering Rules
- Reporting
- Inventory
- Inventory Valuation
- Product Moves

**Product Valuation** Search...

[Create](#) [Import](#) 1-2 / 2 < >

Product	Quantity on Hand	Total Value
<input type="checkbox"/> Class of 2017 T-Shirt	1.000	\$ 0.00
<input type="checkbox"/> Medium White T-Shirt	11.000	\$ 79.75
		79.75

Discuss Calendar Contacts CRM Sales Link Tracker Inventory Manufacturing Invoicing Apps **Settings** Silkworm Administrator (S)

**odoo**

Users / Administrator

Edit Create Action 1 / 1

Current Company: Silkworm

### Application Accesses

Sales	Manager
Inventory	Manager
Manufacturing	Manager
Accounting & Finance	Billing Manager
Employees	Employee
Administration	Settings

### Technical Settings

A warning can be set on a partner (Account)	<input type="checkbox"/>	A warning can be set on a partner (Stock)	<input type="checkbox"/>
A warning can be set on a product or a customer (Sale)	<input type="checkbox"/>	Addresses in Sales Orders	<input type="checkbox"/>
Allow the cash rounding management	<input type="checkbox"/>	Analytic Accounting	<input type="checkbox"/>
Analytic Accounting for Sales	<input type="checkbox"/>	Discount on lines	<input type="checkbox"/>
Display incoterms on Sales Order and related invoices	<input type="checkbox"/>	Enable Route on Sales Order Line	<input type="checkbox"/>
Manage Different Stock Owners	<input type="checkbox"/>	Manage Lots / Serial Numbers	<input type="checkbox"/>
Manage Multiple Stock Locations	<input type="checkbox"/>	Manage Multiple Units of Measure	<input type="checkbox"/>
Manage Multiple Warehouses	<input type="checkbox"/>	Manage Packages	<input type="checkbox"/>
Manage Pricelist Items	<input type="checkbox"/>	Manage Product Packaging	<input type="checkbox"/>
Manage Product Variants	<input type="checkbox"/>	Manage Push and Pull inventory flows	<input type="checkbox"/>
Manage Work Order Operations	<input checked="" type="checkbox"/>	Personalize sales order and invoice report	<input type="checkbox"/>
Pricelists On Product	<input type="checkbox"/>	Pro-forma Invoices	<input type="checkbox"/>

Dashboard  
Users & Companies  
**Users**  
Groups  
Companies  
Translations  
Languages  
Load a Translation  
Import / Export  
Application Terms  
General Settings  
Technical  
Email  
IAP  
Actions  
User Interface  
Database Structure  
Automation  
Calendar  
Reporting  
Sequences & Identifiers  
Parameters  
Security  
Resource



**Work Center Name**

**Code**

**Working Hours**

0% OEE

0 hour(s) Lost

0 minute(s) Work Center ...

0% Performance

Active

General Information

**Time Efficiency**  %

**Capacity**

**OEE Target**  %

**Time before prod.**  minutes

**Time after prod.**  minutes

**Description**

Description of the work center...

Discuss
Calendar
Contacts
CRM
Sales
Purchases
Link Tracker
Inventory
Manufacturing
Invoicing
Apps
Settings
Administrator (Silkwo...

- Dashboard
- Operations
  - Manufacturing Orders
  - Work Orders
  - Unbuild Orders
  - Scrap Orders
- Master Data
  - Products
  - Bills of Materials
  - Routings
  - Work Centers
  - Work Order Messages
- Reporting
  - Manufacturing Orders
  - Work Orders
  - Overall Equipment Effectiv...

Routings / New
 Save
Discard

**New**

**Routing Name**

⌚ Time Analysis

Active

Work Center Operations	Notes	Duration
Add an item		

[ 61 ]

### Create: Operations x

**Operation**

**Work Center**

**Duration Computation**

Compute based on real time

Set duration manually

**Default Duration**  minutes

Description    Work Sheet

This operation prints one t-shirt at the work center.

Save & Close
Save & New
Discard

Discuss Calendar Contacts CRM Sales Purchases Link Tracker Inventory **Manufacturing** Invoicing Apps Settings
Administrator (Silkwo...

- Dashboard
- Operations
- Manufacturing Orders
- Work Orders
- Unbuild Orders
- Scrap Orders
- Master Data
- Products
- Bills of Materials
- Routings**
- Work Centers
- Work Order Messages
- Reporting
- Manufacturing Orders
- Work Orders
- Overall Equipment Effectiv...

### Routings / Print Job

Edit Create
Action ▾
1 / 1 < >

**RO/00001** Time Analysis Active

Routing Name    Print Job

Work Center Operations
Notes

Operation	Work Center	Duration
Print T-Shirt	Printing	05:00

[ 62 ]

**odoo** Bills of Materials / Class of 2017 T-Shirt

Save Discard 1 / 1

Dashboard  
Operations  
Manufacturing Orders  
Work Orders  
Unbuild Orders  
Scrap Orders  
Master Data  
Products  
Bills of Materials  
Routings  
Work Centers  
Work Order Messages  
Reporting  
Manufacturing Orders  
Work Orders  
Overall Equipment Effectiv...  
Configuration  
Settings  
Productivity Losses

Product: Class of 2017 T-Shirt Reference  
Quantity: 1.00 BoM Type  
Routing: Print Job  
Active

BoM Type:  Manufacture this product  Kit

Product	Product Quantity	Consumed in Operation
Medium White T-Shirt	1.000	Print T-Shirt

**odoo** Manufacturing Orders / MO/00002

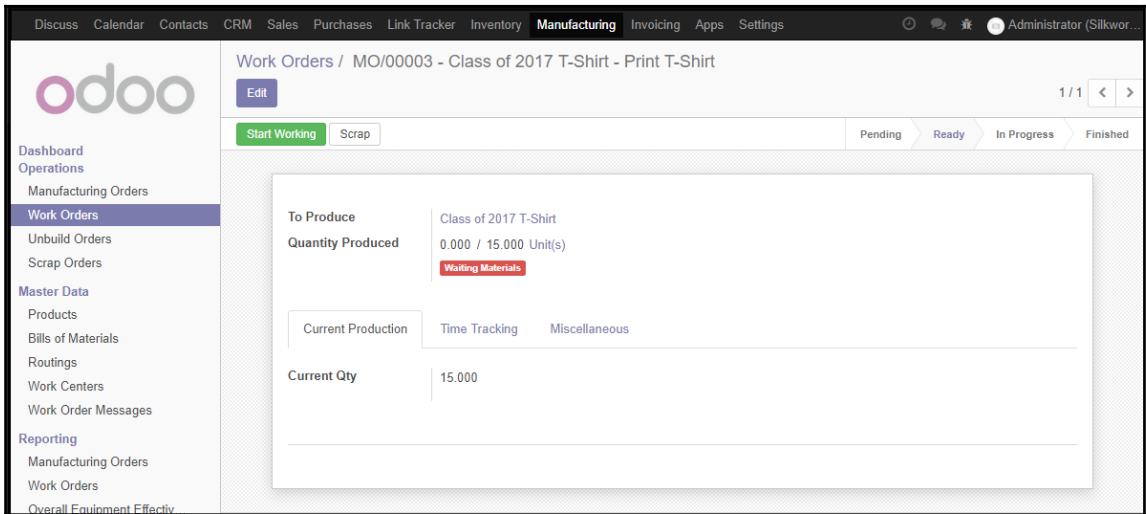
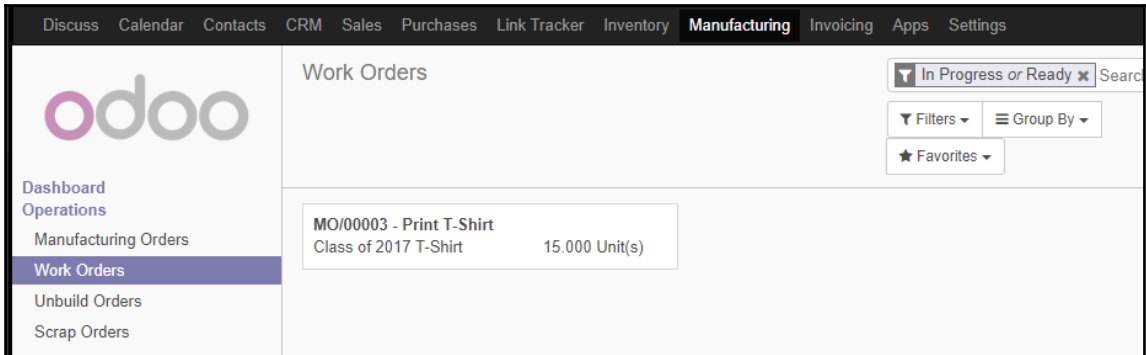
Edit Create Print Action 2 / 2

Check availability Create Workorders Cancel Scrap Unlock Confirmed In Progress Done

**MO/00002**

Product: Class of 2017 T-Shirt Deadline Start: 03/16/2018 22:45:01  
 Quantity To Produce: 1.000 Update Responsible: Administrator  
 Bill of Material: Class of 2017 T-Shirt Source:  
 Routing: Print Job

Product	To Consume	Reserved	Consumed
Medium White T-Shirt	1.000	0.000	0.000



The screenshot shows the Odoo Manufacturing Work Order (MO) interface. The top navigation bar includes 'Discuss', 'Calendar', 'Contacts', 'CRM', 'Sales', 'Purchases', 'Link Tracker', 'Inventory', 'Manufacturing', 'Invoicing', 'Apps', and 'Settings'. The user is logged in as 'Administrator (Silkwo...)'. The main header displays 'Work Orders / MO/00003 - Class of 2017 T-Shirt - Print T-Shirt' with an 'Edit' button and a page indicator '1 / 1'. Below the header are status buttons: 'Done', 'Pause', 'Block', 'Scrap', 'Pending', 'Ready', 'In Progress', and 'Finished'. The 'In Progress' status is selected.

The main content area shows the following details:

- To Produce:** Class of 2017 T-Shirt
- Quantity Produced:** 0.000 / 15.000 Unit(s). A red 'Waiting Materials' button is visible below this field.
- Current Production:** Time Tracking (selected), Miscellaneous
- Planned Date:** 03/16/2018 22:56:28
- Effective Date:** 03/16/2018 22:56:28
- Expected Duration:** 75:10 minutes
- Real Duration:** 00:00:09

A table below these details shows production history:

Start Date	End Date	Duration	User	Efficiency
03/16/2018 22:56:28		00:00	Administrator	Fully Productive Time

The left sidebar contains a navigation menu with categories: Dashboard, Operations (Manufacturing Orders, Work Orders, Unbuild Orders, Scrap Orders), Master Data (Products, Bills of Materials, Routings, Work Centers, Work Order Messages), Reporting (Manufacturing Orders, Work Orders, Overall Equipment Effectiv...), Configuration (Settings, Productivity Losses), and Resources.

The screenshot shows the Odoo Manufacturing Orders interface. The top navigation bar includes: Discuss, Calendar, Contacts, CRM, Sales, Purchases, Link Tracker, Inventory, **Manufacturing**, Invoicing, Apps, Settings. The user is logged in as Administrator (Silkwo...).

The main header displays "Manufacturing Orders / MO/00003" with buttons for "Edit", "Create", "Print", and "Action". A status bar shows "Mark as Done", "Check availability", "Post Inventory", "Scrap", "Unlock", "Confirmed", "In Progress", and "Done".

The central card for "MO/00003" contains the following details:

- Product:** Class of 2017 T-Shirt
- Quantity To Produce:** 15.000 (Update)
- Bill of Material:** Class of 2017 T-Shirt
- Routing:** Print Job
- Deadline Start:** 03/16/2018 22:50:26
- Responsible Source:** Administrator

Below the details are tabs for "Consumed Materials", "Finished Products", and "Miscellaneous". A table shows the "Finished Products" status:

Product	Done
Class of 2017 T-Shirt	15.000

The left sidebar contains a navigation menu with categories: Dashboard, Operations, Manufacturing Orders, Master Data, Reporting, Configuration, and Resources.

The screenshot shows the Odoo Product Valuation interface. The top navigation bar includes: Discuss, Calendar, Contacts, CRM, Sales, Purchases, Link Tracker, **Inventory**, Manufacturing, Invoicing, Apps, Settings. The user is logged in as Administrator (Silkwo...).


The main header displays "Product Valuation" with buttons for "Create" and "Import". A search bar and filters are also present.

The table below shows the product valuation data:

Product	Quantity on Hand	Total Value
Class of 2017 T-Shirt	16.000	\$ 128.00
Medium White T-Shirt	-16.000	\$ -80.00
		48.00

The left sidebar contains a navigation menu with categories: Dashboard, Operations, Transfers, Scrap, Run Scheduler, Master Data, Reporting, Inventory, and Inventory Valuation.

Discuss Calendar Contacts CRM **Sales** Purchases Link Tracker Inventory Manufacturing Invoicing Ap



**Orders**

- Quotations
- Orders
- Customers

**Invoicing**


- Orders to Invoice

### Settings / Attributes

[Create](#) [Import](#)

<input type="checkbox"/>	Name	Create Variant
<input type="checkbox"/>	+ Size	<input checked="" type="checkbox"/>
<input type="checkbox"/>	+ Color	<input checked="" type="checkbox"/>

Discuss Calendar Contacts CRM Sales Purchases Link Tracker Inventory **Manufacturing** Invoicing Apps Settings Administrator (Silkwo...



**Dashboard**

**Operations**

- Manufacturing Orders
- Work Orders
- Unbuild Orders
- Scrap Orders

**Master Data**

- Products**
- Bills of Materials
- Routings
- Work Centers
- Work Order Messages

**Reporting**

- Manufacturing Orders
- Work Orders
- Overall Equipment Effectiv...


**Configuration**

- Settings

### Products / Class of 2017 T-Shirt

[Save](#) [Discard](#) 2 / 5 < >

[Update Qty On Hand](#)



**Product Name**  
**Class of 2017 T-Shirt**

Can be Sold  
 Can be Purchased

16 On Hand	16 Forecasted	Product Moves
0 Reordering R...	0 Sales	Routes
0 Purchases	More	

General Information Variants Sales Purchase Inventory Invoicing Notes

Attribute	Attribute Values
Color	Color: Black Color: White
Add an item	

Warning: adding or deleting attributes will delete and recreate existing variants and lead to the loss of their possible customizations.

The screenshot shows the Odoo Bills of Materials (BoM) configuration page for a 'Class of 2017 T-Shirt'. The interface includes a top navigation bar with 'Manufacturing' selected, a left sidebar with 'Bills of Materials' highlighted, and a main content area with the following details:

- Product:** Class of 2017 T-Shirt
- Product Variant:** Class of 2017 T-Shirt (Black)
- Quantity:** 1.00
- Routing:** Print Job - Black Prints
- Reference:** (empty field)
- BoM Type:** Manufacture this product (selected), Kit
- Active:** (checkbox checked)

Below the configuration fields is a table with two tabs: 'Components' and 'Miscellaneous'. The 'Components' tab is active, showing a table with the following data:

Product	Product Quantity	Variants	Consumed in Operation
Medium White T-Shirt	1.000		Print T-Shirt

There is an 'Add an item' button below the table.

The screenshot shows the Odoo Unbuild Orders (UB) configuration page for 'UB/00001'. The interface includes a top navigation bar with 'Manufacturing' selected, a left sidebar with 'Unbuild Orders' highlighted, and a main content area with the following details:

- Product:** Class of 2017 T-Shirt (Black)
- Bill of Material:** Class of 2017 T-Shirt
- Quantity:** 1.00
- Manufacturing Order:** MO/00004

The page has 'Edit' and 'Create' buttons at the top, and 'Unbuild' and 'Draft' buttons at the bottom left. The status is 'Draft'.



Discuss Calendar Contacts CRM Sales Purchases Link Tracker Inventory **M Loading (1)** Invoicing Apps Settings Administrator (Silkwork)

odoo

Bills of Materials / Fan Appreciation Bundle

Save Discard 2 / 2 < >

Dashboard  
Operations  
Manufacturing Orders  
Work Orders  
Unbuild Orders  
Scrap Orders  
Master Data  
Products  
**Bills of Materials**  
Routings  
Work Centers  
Work Order Messages  
Reporting  
Manufacturing Orders  
Work Orders  
Overall Equipment Effectiv...  
Configuration  
Settings  
Productivity Losses  
Resources

Product: Fan Appreciation Bundle Reference:   
Quantity: 1.00 BoM Type:  Manufacture this product  Kit  
Routing:   

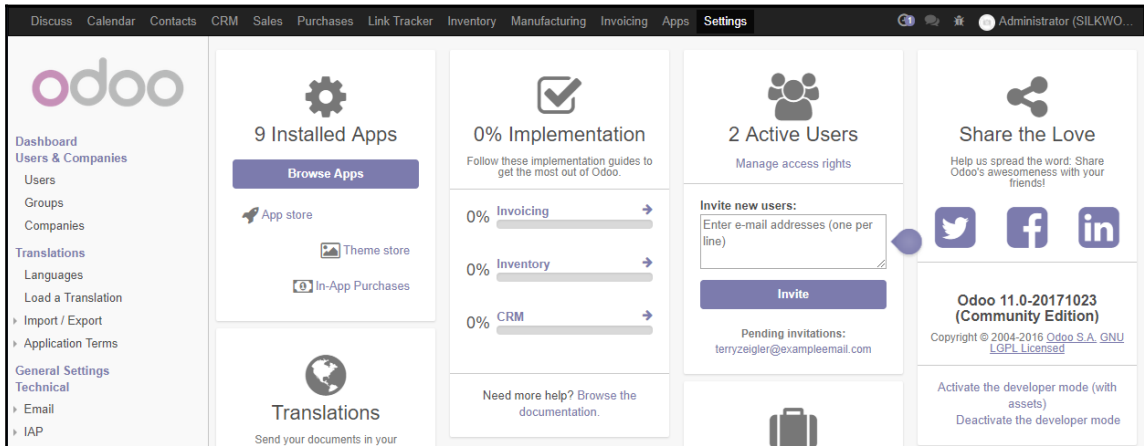
- If the product is a finished product: When processing a sales order for this product, the delivery order will contain the raw materials, instead of the finished product.
- If the product is a semi-finished product: When processing a manufacturing order that contains that product as component, the raw materials of that product will be added to the manufacturing order of the final product.

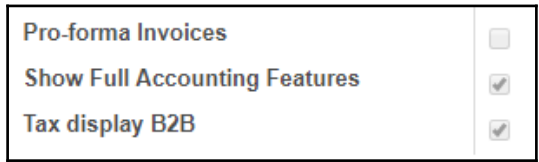
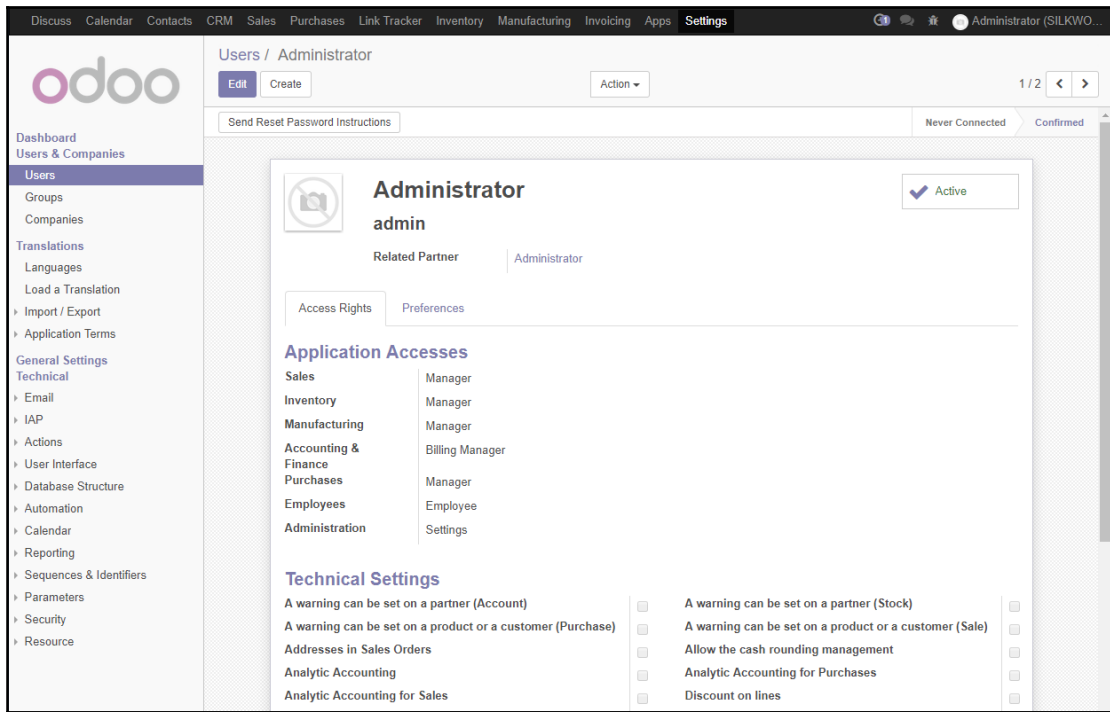
Components Miscellaneous

Product	Product Quantity	Consumed in Operation
+ Hat	1.000	<input type="checkbox"/>
+ Medium White T-Shirt	1.000	<input type="checkbox"/>
+ Bumper Sticker	3.000	<input type="checkbox"/>

Add an item

# Chapter 6: Configuring Accounting and Finance Options





The screenshot displays the Odoo 'Chart of Accounts' interface. The top navigation bar includes 'Discuss', 'Calendar', 'Contacts', 'CRM', 'Sales', 'Purchases', 'Link Tracker', 'Inventory', 'Manufacturing', 'Invoicing', 'Apps', and 'More'. The user is logged in as 'Administrator (SILKWO...)'.

The main content area is titled 'Chart of Accounts' and features a search bar and 'Create' and 'Import' buttons. Below this is a table listing various accounts:

Code	Name	Type
100000	Fixed Asset Account	Fixed Assets
101000	Current Assets	Current Assets
101110	Stock Valuation Account	Current Assets
101120	Stock Interim Account (Received)	Current Assets
101130	Stock Interim Account (Delivered)	Current Assets
101200	Account Receivable	Receivable
101300	Tax Paid	Current Assets
101401	Bank	Bank and Cash
101501	Cash	Bank and Cash
101600	Opening Income Account	Other Income
101700	Liquidity Transfers	Current Assets
102000	Non-current assets	Non-current Assets
103000	Prepayments	Prepayments
111000	Current Liabilities	Current Liabilities
111100	Account Payable	Payable
111200	Tax Received	Current Liabilities
111300	Reserve and Profit/Loss Account	Current Liabilities
112000	Non-current Liabilities	Non-current Liabilities
200000	Product Sales	Income
201000	Foreign Exchange Gain	Income

The left sidebar contains a navigation menu with categories like 'Dashboard', 'Sales', 'Documents', 'Purchases', 'Adviser', 'Reporting', 'Management', 'PDF Reports', 'Configuration', and 'Accounting'. The 'Accounting' category is expanded, showing 'Chart of Accounts' as the selected item.

**Chart of Accounts / 111100 Account Payable**

**Code:** 111100  
**Name:** Account Payable  
**Type:** Payable  
**Default Taxes:**  
**Tags:**  
**Group:**  
**Allow Reconciliation:**  -> Reconcile  
**Deprecated:**

**How do account types affect your reports?**

Profit & Loss	Balance Sheet
Income	Current Assets
Minus Cost of Revenue	Receivable Accounts
<u>GROSS PROFIT</u>	Prepayments
Plus Other Income	Plus Bank
Minus Expenses	Plus Fixed Assets
Expenses	Plus Non-Current Assets
Depreciation	<u>TOTAL ASSETS</u>
<u>NET PROFIT</u>	Minus Current Liabilities
	Minus Credit Card Accounts
	Minus Payable Accounts
	Minus Non-Current Liabilities
	<u>NET ASSETS</u>
	Equity
	Plus Net Profit
	<u>TOTAL EQUITY</u>

**Journal Entries**

Search...

1-3 / 3

Date	Number	Partner	Reference	Journal	Amount	Status
12/15/2017	INV/2017/0001	Mike Smith		Customer Invoices (USD)	\$ 18.98	Posted
11/06/2017	BNK1/2017/0001	T-Shirt Supply Co.	BILL/2017/0001	Bank (USD)	\$ 127.65	Posted
11/06/2017	BILL/2017/0001	T-Shirt Supply Co.		Vendor Bills (USD)	\$ 127.65	Posted
					<b>274.28</b>	

Discuss Calendar Contacts CRM Sales Purchases Link Tracker Inventory Manufacturing Invoicing Apps More - Administrator (SILKWO...)

Journal Entries / INV/2017/0001

1 / 3

Reverse Entry Unposted Posted

**INV/2017/0001** Reconciled entries

Date: 12/15/2017 Journal: Customer Invoices (USD)

Reference:

Journal Items

Account	Partner	Label	Debit	Credit
101200 Account Receivable	Mike Smith	/	\$ 18.98	\$ 0.00
111200 Tax Received	Mike Smith	Tax 15.00%	\$ 0.00	\$ 2.48
200000 Product Sales	Mike Smith	Medium White T-Shirt	\$ 0.00	\$ 16.50
			18.98	18.98

Open: Journal Items

Label: /

Partner: Mike Smith

Information

**Amount**

Account: 101200 Account Receivable

Debit: \$ 18.98

Credit: \$ 0.00

Quantity: 1.000

**Dates**

Due date: 12/30/2017

**Accounting Documents**

Journal Entry: INV/2017/0001

Invoice: INV/2017/0001

**States**

No Follow-up:

The screenshot displays the Odoo Sales Order form for SO002. The interface includes a top navigation bar with various modules like Discuss, Calendar, and Sales. A left sidebar contains a navigation menu with categories such as Orders, Invoicing, and Reporting. The main content area shows the order details for customer Mike Smith, including an expiration date of 15 days. Below this, a table lists the order lines, showing one line for 'Medium White T-Shirt' with a quantity of 5,000 and a unit price of 16.50. The total amount, including a 15% tax, is \$94.88.

**SO002**

Customer: Mike Smith  
444 South Main  
Marion IL 62959  
United States

Expiration Date: 15 Days  
Payment Terms: 15 Days

Product	Description	Ordered Qty	Unit Price	Taxes	Subtotal
Medium White T-Shirt	Medium White T-Shirt	5,000	16.50	Tax 15.00%	\$ 82.50

Untaxed Amount: \$ 82.50  
Taxes: \$ 12.38  
**Total: \$ 94.88**

**✦ Invoice Order** ✕

---

Invoices will be created in draft so that you can review them before validation.

**What do you want to invoice?**

- Invoiceable lines
- Invoiceable lines (deduct down payments)
- Down payment (percentage)
- Down payment (fixed amount)

---

**Create and View Invoices** **Create Invoices** Cancel



**Draft Invoice**

<b>Customer</b>	Mike Smith 444 South Main Marion IL 62959 United States	<b>Invoice Date</b>		<b>Due Date</b>		<b>Salesperson</b>	Terry Zeigler
<b>Payment Terms</b>	15 Days	<b>Sales Channel</b>	Sales				

Invoice Lines		Other Info					
Product	Description	Account	Quantity	Unit Price	Taxes	Subtotal	
Medium White T-Shirt	Medium White T-Shirt	200000 Product Sales	5.000	16.50	Tax 15.00%	\$ 82.50	

<b>Untaxed Amount:</b>	\$ 82.50
<b>Tax:</b>	\$ 12.38
<b>Total:</b>	<b>\$ 94.88</b>

Invoice Lines		Other Info	
<b>Fiscal Position</b>		<b>Source Document</b>	SO002
<b>Journal</b>	Customer Invoices (USD)	<b>Reference/Description</b>	
<b>Account</b>	101200 Account Receivable		

Tax Description	Tax Account	Amount
Tax 15.00%	111200 Tax Received	\$ 12.38

Discuss Calendar Contacts CRM Sales Purchases Link Tracker Inventory Manufacturing Invoicing Apps More Administrator (SILKWO...)

odoo

Journal Entries

Create Import 1-4 / 4

Date	Number	Partner	Reference	Journal	Amount	Status
12/15/2017	INV/2017/0002	Mike Smith		Customer Invoices (USD)	\$ 94.88	Posted
12/15/2017	INV/2017/0001	Mike Smith		Customer Invoices (USD)	\$ 18.98	Posted
11/06/2017	BNK1/2017/0001	T-Shirt Supply Co.	BILL/2017/0001	Bank (USD)	\$ 127.65	Posted
11/06/2017	BILL/2017/0001	T-Shirt Supply Co.		Vendor Bills (USD)	\$ 127.65	Posted
					369.16	

Dashboard  
Sales  
Documents  
Master Data  
Purchases  
Documents  
Master Data  
Adviser  
Accounting Entries  
Journal Items  
Journal Entries

**INV/2017/0002** Reconciled entries

Date: 12/15/2017 Journal: Customer Invoices (USD)  
Reference:

Journal Items

Account	Partner	Label	Debit	Credit
101200 Account Receivable	Mike Smith	/	\$ 94.88	\$ 0.00
111200 Tax Received	Mike Smith	Tax 15.00%	\$ 0.00	\$ 12.38
200000 Product Sales	Mike Smith	Medium White T-Shirt	\$ 0.00	\$ 82.50
			94.88	94.88

**Register Payment** ✕

---

Payment Amount: 
 Payment Date:

Payment Journal: 
 Memo:

---

**Journal Entries** Search...

1-5 / 5 < > ☰ ☱

<input type="checkbox"/>	Date	Number	Partner	Reference	Journal	Amount	Status
<input type="checkbox"/>	12/15/2017	BNK1/2017/0002	Mike Smith	INV/2017/0002	Bank (USD)	\$ 94.88	Posted
<input type="checkbox"/>	12/15/2017	INV/2017/0002	Mike Smith		Customer Invoices (USD)	\$ 94.88	Posted
<input type="checkbox"/>	12/15/2017	INV/2017/0001	Mike Smith		Customer Invoices (USD)	\$ 18.98	Posted
<input type="checkbox"/>	11/06/2017	BNK1/2017/0001	T-Shirt Supply Co.	BILL/2017/0001	Bank (USD)	\$ 127.65	Posted
<input type="checkbox"/>	11/06/2017	BILL/2017/0001	T-Shirt Supply Co.		Vendor Bills (USD)	\$ 127.65	Posted
						<b>464.04</b>	

**BNK1/2017/0002**

 Reconciled entries

Date: 12/15/2017      Journal: Bank (USD)  
Reference: INV/2017/0002

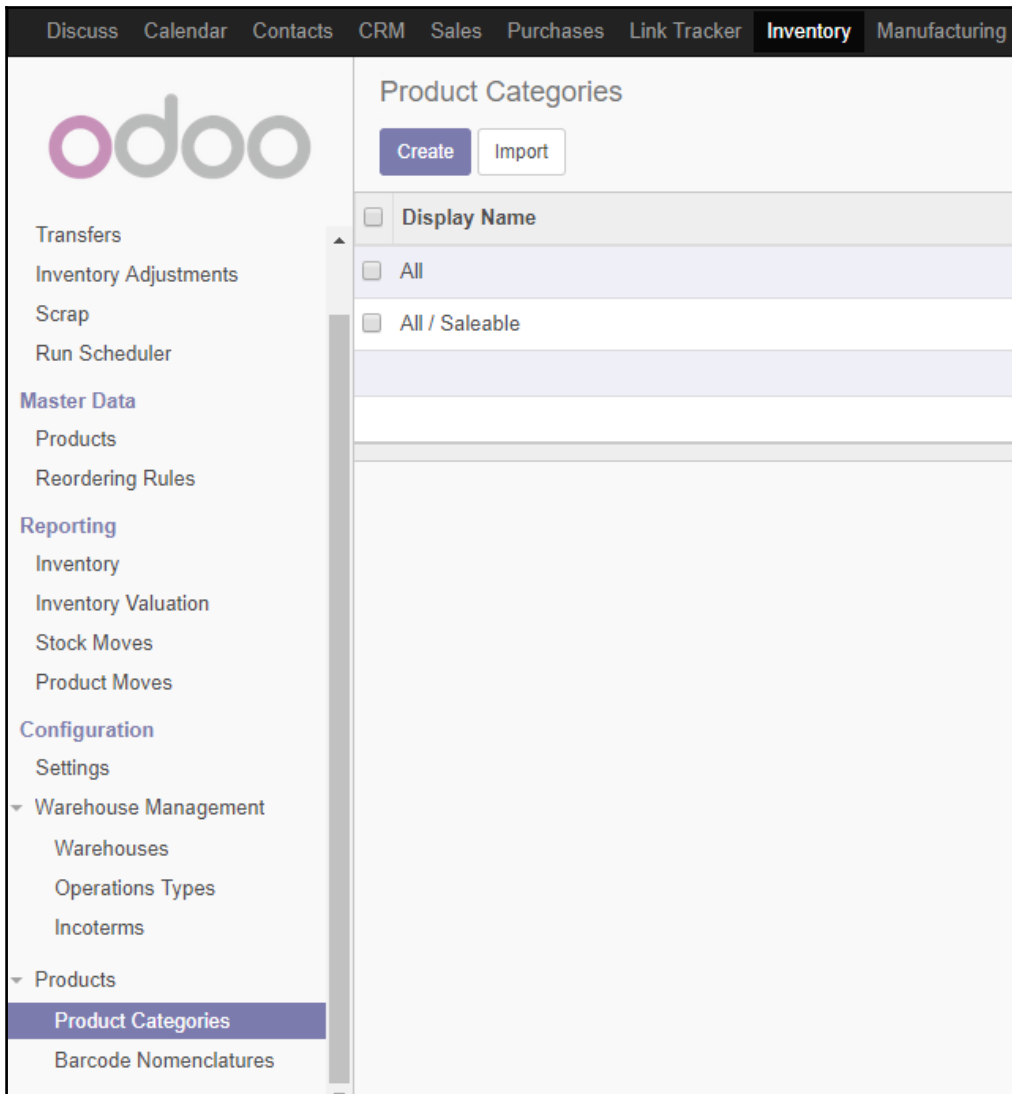
Journal Items

Account	Partner	Label	Debit	Credit
101401 Bank	Mike Smith	CUST.IN/2017/0001	\$ 94.88	\$ 0.00
101200 Account Receivable	Mike Smith	Customer Payment: INV/2017/0002	\$ 0.00	\$ 94.88
			94.88	94.88

Chart of Accounts / New

Save Discard

Code	200010	<b>How do account types affect your reports?</b>	
Name	T-Shirt Sales	Profit & Loss	Balance Sheet
Type	Income	Income	Current Assets
Default Taxes		Minus Cost of Revenue	Receivable Accounts
Tags	Operating Activities	<u>GROSS PROFIT</u>	Prepayments
Group		Plus Other Income	Plus Bank
Allow Reconciliation	<input type="checkbox"/>	Minus Expenses	Plus Fixed Assets
Deprecated	<input type="checkbox"/>	Expenses	Plus Non-Current Assets
		Depreciation	<u>TOTAL ASSETS</u>
		<u>NET PROFIT</u>	Minus Current Liabilities
			Minus Credit Card Accounts
			Minus Payable Accounts
			Minus Non-Current Liabilities
			<u>NET ASSETS</u>
			Equity
			Plus Net Profit
			<u>TOTAL EQUITY</u>



Category name

# T-Shirts

0 Products

Parent Category: All / Saleable

## Logistics

The following routes will apply to the products in this category taking into account parent categories:

Force Removal Strategy

## Inventory Valuation

Costing Method: Standard Price

Inventory Valuation: Manual

### Account Properties

Price Difference Account

Income Account: 200010 T-Shirt Sales

Expense Account: 220000 Expenses

### Account Stock Properties

Stock Input Account

Stock Output Account

Stock Valuation Account

Stock Journal: Stock Journal (USD)

**Reporting**

▸ Management

▾ PDF Reports

Sale/Purchase Journal

Partner Ledger

General Ledger

Trial Balance

Balance Sheet

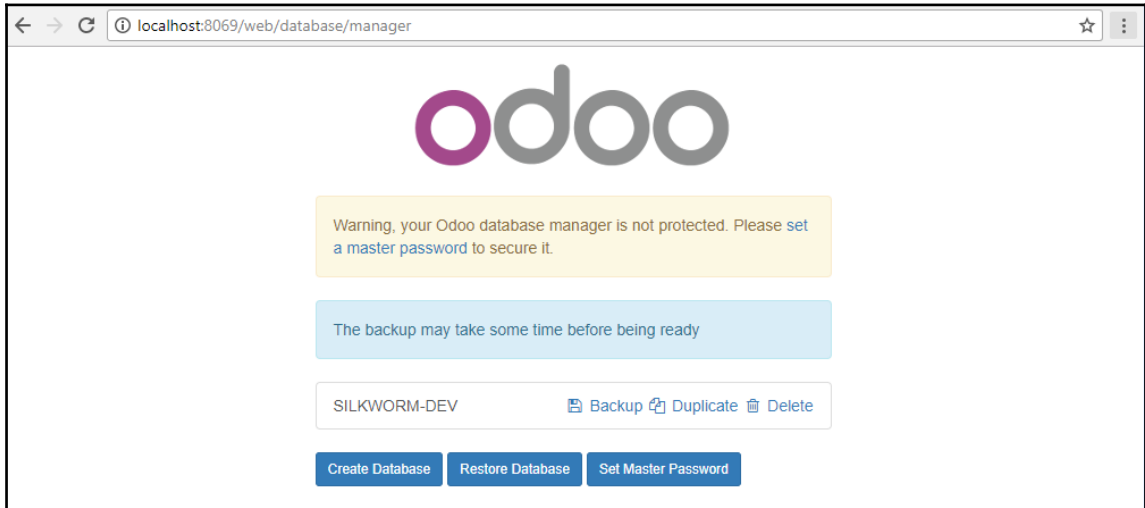
Profit and Loss

Aged Partner Balance

Tax Report



# Chapter 7: Administering an Odoo Installation



### Restore Database


**File**  
 SILKWORM-D...-36-21.zip

**Database Name**

**This database might have been moved or copied.**  
In order to avoid conflicts between databases, Odoo needs to know if this database was moved or copied. If you don't know, answer "This database is a copy".

This database is a copy  
 This database was moved

Discuss Calendar Contacts CRM Sales Purchases Inventory Manufacturing Invoicing Apps **Settings** Administrator




Dashboard  
Users & Companies  
**Users**  
Companies  
Translations  
Languages  
Load a Translation  
General Settings

### Users

Internal Users Search...

1-2 / 2 < > [List Icon] [Grid Icon]

<input type="checkbox"/>	Name	Login	Language	Latest connection
<input type="checkbox"/>	Administrator	admin	English	10/23/2017 20:49:34
<input type="checkbox"/>	Terry Zeigler	terryzeigler@exampleemail.com	English	
<input type="checkbox"/>				
<input type="checkbox"/>				




**Terry Zeigler**  
terryzeigler@exampleemail.com

Active

Access Rights | Preferences

### Application Accesses

Sales	Manager
Inventory	
Manufacturing	
Accounting & Finance	Billing Manager
Purchases	
Employees	Employee
Administration	



**Terry Zeigler**  
terryzeigler@exampleemail.com

Active

Access Rights | **Preferences**

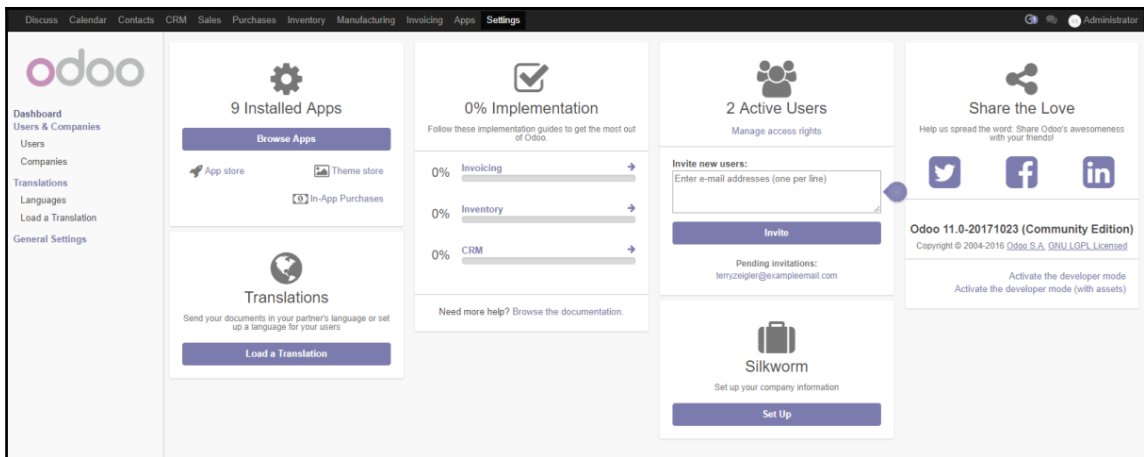
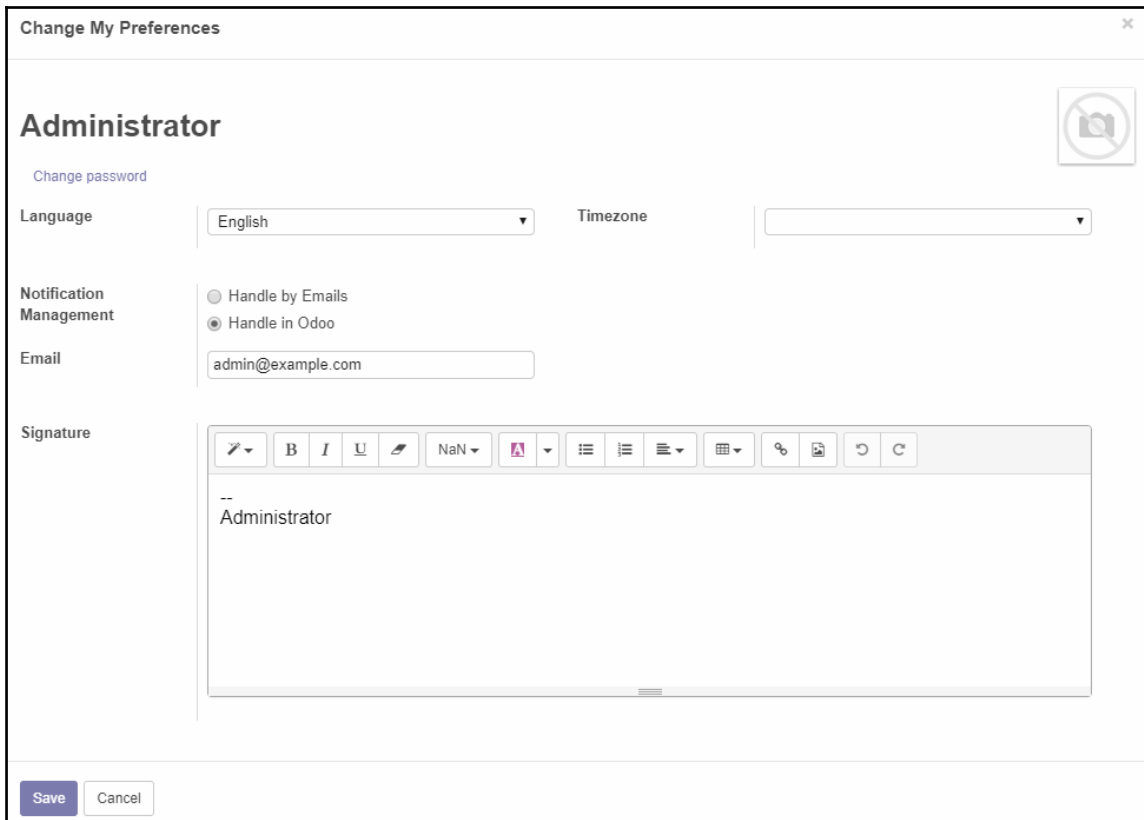
---

### Localization

Language	English
Timezone	America/Chicago

### Messaging and Social

Notification Management	Handle by Emails
Alias	
Signature	Best Regards, Terry Zeigler Sales Manager



odoo

Dashboard  
Users & Companies  
Users  
**Groups**  
Companies  
Translations  
Languages  
Load a Translation  
Import / Export  
Application Terms  
General Settings  
Technical  
Email

Groups

Internal Groups x Search...

Create Import

1-52 / 52

- Group Name
- Technical Settings / A warning can be set on a partner (Account)
- Technical Settings / A warning can be set on a partner (Stock)
- Technical Settings / A warning can be set on a product or a customer (Purchase)
- Technical Settings / A warning can be set on a product or a customer (Sale)
- Administration / Access Rights
- Technical Settings / Addresses in Sales Orders
- Technical Settings / Allow the cash rounding management
- Technical Settings / Analytic Accounting
- Technical Settings / Analytic Accounting for Purchases

Application	Sales	Name	Manager
Portal	<input type="checkbox"/>	Share Group	<input type="checkbox"/>
Users	Inherited	Menus	Views
	Access Rights	Rules	Notes
Name	Login	Language	Latest connection
Administrator	admin	English	10/23/2017 20:49:34
Terry Zeigler	terryzeigler@exampleemail.com	English	

<b>Application</b>	Sales	<b>Name</b>	Manager			
Portal	<input type="checkbox"/>	Share Group	<input type="checkbox"/>			
Users	Inherited	Menus	Views	Access Rights	Rules	Notes
Users added to this group are automatically added in the following groups.						
<b>Group Name</b>						
Sales / User: All Documents						

<b>Application</b>	Sales	<b>Name</b>	Manager			
<b>Portal</b>	<input type="checkbox"/>	<b>Share Group</b>	<input type="checkbox"/>			
<b>Users</b>	<b>Inherited</b>	<b>Menus</b>	<b>Views</b>	<b>Access Rights</b>	<b>Rules</b>	<b>Notes</b>
<b>Sequence</b>		<b>Menu</b>				
1		CRM/Configuration/Opportunities				
2		Contacts/Configuration				
3		Sales/Configuration/Sales Orders				
5		Sales/Reporting				
6		Sales/Configuration				
6		CRM				
6		CRM/Reporting/Activities				
15		CRM/Configuration/Leads & Opportunities				
20		CRM/Reporting				
25		CRM/Configuration				



Application		Sales		Name		Manager	
Portal		<input type="checkbox"/>		Share Group		<input type="checkbox"/>	
Users	Inherited	Menus	Views	Access Rights	Rules	Notes	
Object	Read Access	Write Access	Create Access	Delete Access	Name		
Sales Channel	<input checked="" type="checkbox"/>	<input checked="" type="checkbox"/>	<input checked="" type="checkbox"/>	<input checked="" type="checkbox"/>	crm.team.manager		
Invoice	<input checked="" type="checkbox"/>	<input checked="" type="checkbox"/>	<input checked="" type="checkbox"/>	<input checked="" type="checkbox"/>	account_invoice.manager		
Quotation	<input checked="" type="checkbox"/>	<input checked="" type="checkbox"/>	<input checked="" type="checkbox"/>	<input checked="" type="checkbox"/>	sale.order.manager		
Sales Orders Statistics	<input checked="" type="checkbox"/>	<input checked="" type="checkbox"/>	<input checked="" type="checkbox"/>	<input checked="" type="checkbox"/>	sale.report		
Contact	<input checked="" type="checkbox"/>	<input checked="" type="checkbox"/>	<input checked="" type="checkbox"/>	<input type="checkbox"/>	res.partner.sale.manager		
Product UoM Categories	<input checked="" type="checkbox"/>	<input checked="" type="checkbox"/>	<input checked="" type="checkbox"/>	<input checked="" type="checkbox"/>	product.uom.categ.salemanager		
Product Unit of Measure	<input checked="" type="checkbox"/>	<input checked="" type="checkbox"/>	<input checked="" type="checkbox"/>	<input checked="" type="checkbox"/>	product.uom.salemanager		
Product Category	<input checked="" type="checkbox"/>	<input checked="" type="checkbox"/>	<input checked="" type="checkbox"/>	<input checked="" type="checkbox"/>	product.category.salemanager		
Information about a product vendor	<input checked="" type="checkbox"/>	<input checked="" type="checkbox"/>	<input checked="" type="checkbox"/>	<input checked="" type="checkbox"/>	product.supplierinfo.salemanager		
Pricelist	<input checked="" type="checkbox"/>	<input checked="" type="checkbox"/>	<input checked="" type="checkbox"/>	<input checked="" type="checkbox"/>	product.pricelist.salemanager		
Contact	<input checked="" type="checkbox"/>	<input checked="" type="checkbox"/>	<input checked="" type="checkbox"/>	<input type="checkbox"/>	res.partner.group_sale.manager		
sale.layout_category	<input checked="" type="checkbox"/>	<input checked="" type="checkbox"/>	<input checked="" type="checkbox"/>	<input checked="" type="checkbox"/>	report.layout_category_1		
Pricelist item	<input checked="" type="checkbox"/>	<input checked="" type="checkbox"/>	<input checked="" type="checkbox"/>	<input checked="" type="checkbox"/>	product.pricelist.item.salemanager		
product.price.history	<input checked="" type="checkbox"/>	<input checked="" type="checkbox"/>	<input checked="" type="checkbox"/>	<input checked="" type="checkbox"/>	prices.history.sale.manager		

Application	Sales		Name	User: Own Documents Only		
Portal	<input type="checkbox"/>		Share Group	<input type="checkbox"/>		
Users	Inherited	Menus	Views	Access Rights	Rules	Notes
					1-40 / 49	< >
Object	Read Access	Write Access	Create Access	Delete Access	Name	
Sales Channel	<input checked="" type="checkbox"/>	<input type="checkbox"/>	<input type="checkbox"/>	<input type="checkbox"/>	crm.team.user	
Quotation	<input checked="" type="checkbox"/>	<input checked="" type="checkbox"/>	<input checked="" type="checkbox"/>	<input type="checkbox"/>	sale.order	
Sales Order Line	<input checked="" type="checkbox"/>	<input checked="" type="checkbox"/>	<input checked="" type="checkbox"/>	<input checked="" type="checkbox"/>	sale.order.line	
Invoice Tax	<input checked="" type="checkbox"/>	<input checked="" type="checkbox"/>	<input checked="" type="checkbox"/>	<input type="checkbox"/>	account_invoice_tax salesman	
Invoice	<input checked="" type="checkbox"/>	<input checked="" type="checkbox"/>	<input checked="" type="checkbox"/>	<input type="checkbox"/>	account_invoice salesman	
Invoice Line	<input checked="" type="checkbox"/>	<input checked="" type="checkbox"/>	<input checked="" type="checkbox"/>	<input type="checkbox"/>	account_invoice.line salesman	
Payment Terms	<input checked="" type="checkbox"/>	<input type="checkbox"/>	<input type="checkbox"/>	<input type="checkbox"/>	account_payment_term salesman	
Analytic Tags	<input checked="" type="checkbox"/>	<input type="checkbox"/>	<input type="checkbox"/>	<input type="checkbox"/>	account_analytic.tag.sale.salesman	
Analytic Account	<input checked="" type="checkbox"/>	<input checked="" type="checkbox"/>	<input checked="" type="checkbox"/>	<input type="checkbox"/>	account_analytic_account salesman	
Sales Orders Statistics	<input checked="" type="checkbox"/>	<input checked="" type="checkbox"/>	<input checked="" type="checkbox"/>	<input type="checkbox"/>	sale.report	
ir.property	<input checked="" type="checkbox"/>	<input checked="" type="checkbox"/>	<input checked="" type="checkbox"/>	<input checked="" type="checkbox"/>	ir.property.sales	
Journal	<input checked="" type="checkbox"/>	<input type="checkbox"/>	<input type="checkbox"/>	<input type="checkbox"/>	account_journal sale_order.user	
Contact	<input checked="" type="checkbox"/>	<input type="checkbox"/>	<input type="checkbox"/>	<input type="checkbox"/>	res.partner.sale.user	

<b>Application</b>	Sales	<b>Name</b>	User: Own Documents Only
<b>Portal</b>	<input type="checkbox"/>	<b>Share Group</b>	<input type="checkbox"/>
<a href="#">Users</a>	<a href="#">Inherited</a>	<a href="#">Menus</a>	<a href="#">Views</a>
<a href="#">Access Rights</a>	<a href="#">Rules</a>	<a href="#">Notes</a>	
Name	Object	Global	
Personal Orders Analysis	Sales Orders Statistics	<input type="checkbox"/>	
Personal Order Lines	Sales Order Line	<input type="checkbox"/>	
Personal Invoices Analysis	Invoices Statistics	<input type="checkbox"/>	
Personal Leads Analysis	CRM Opportunity Analysis	<input type="checkbox"/>	
Personal Activities	CRM Activity Analysis	<input type="checkbox"/>	
Personal Orders	Quotation	<input type="checkbox"/>	
Personal Leads	Lead/Opportunity	<input type="checkbox"/>	

Open: Rules
✕

---

### General

Name: Personal Orders

Object: Quotation

Active:

### Access Rights

Apply for Read:

Apply for Create:

Apply for Write:

Apply for Delete:

---

### Rule Definition (Domain Filter)

[!,(user\_id,'=',user.id),(user\_id,'=',False)]

---

### Groups (no group = global)

Global:

Group Name
Sales / User: Own Documents Only

---

### Interaction between rules

Global rules (non group-specific) are restrictions, and cannot be bypassed. Group-local rules grant additional permissions, but are constrained within the bounds of global ones. The first group rules restrict further than global rules, but any additional group rule will add more permissions

Detailed algorithm:

1. Global rules are combined together with a logical AND operator, and with the result of the following steps
2. Group-specific rules are combined together with a logical OR operator
3. If user belongs to several groups, the results from step 2 are combined with logical OR operator

🌟 Load a Translation
✕

---

Language: Spanish (MX) / Español (MX) ▼

Overwrite Existing Terms:

---

Load
Cancel


★ Language Pack ×

---

The selected language has been successfully installed. You must change the preferences of the user to view the changes.

---

[Close](#)



## Terry Zeigler

terryzeigler@exampleemail.com

Related Partner | Terry Zeigler

✓ Active

---

Access RightsPreferences

---

### Localization

Language	Spanish (MX) / Español (MX)
Timezone	America/Cancun

### Menus Customization

Home Action

Debates Calendario Contactos CRM Ventas Rastr. enlaces Facturación Terry Zeigler

### #Bandeja de entrada

[Marcar todo como leído](#)

Odoo necesita su permiso para [habilitar notificaciones de escritorio.](#)×

¡Enhorabuena! Su bandeja de entrada está vacía.

Los mensajes nuevos se muestran aquí.

Load a Translation
✕

---

Language

Overwrite Existing Terms

English ▼

---

Load

Cancel

Discuss Calendar Contacts CRM Sales Purchases Link Tracker Inventory Manufacturing Invoicing Apps **Settings**
Administrator (SILKWO...)

- Dashboard
- Users & Companies
- Users
- Groups
- Companies
- Translations
- Languages
- Load a Translation
- Import / Export
- Application Terms
- Translated Terms**
- Generate Missing Terms
- General Settings
- Technical

Translated Terms

Create Import

1-80 / 17794

< >

<input type="checkbox"/>	Source term	Translation Value	Translated field	Language	Type	Status
<input type="checkbox"/>	Due Date	Due Date	addons/account/controllers/portal.py	English	Code	Translated
<input type="checkbox"/>	Status	Status	addons/account/controllers/portal.py	English	Code	Translated
<input type="checkbox"/>	Invoice Date	Invoice Date	addons/account/controllers/portal.py	English	Code	Translated
<input type="checkbox"/>	Changing your name is not allowed once invoices have been issued for your account. Please contact us directly for this operation.	Changing your name is not allowed once invoices have been issued for your account. Please contact us directly for this operation.	addons/account/controllers/portal.py	English	Code	Translated
<input type="checkbox"/>	Changing VAT number is not allowed once invoices have been issued for your account. Please contact us directly for this operation.	Changing VAT number is not allowed once invoices have been issued for your account. Please contact us directly for this operation.	addons/account/controllers/portal.py	English	Code	Translated
<input type="checkbox"/>	Reference	Reference	addons/account/controllers/portal.py	English	Code	Translated
<input type="checkbox"/>	%s (Copy)	%s (Copy)	addons/account/models/account.py	English	Code	Translated

The screenshot displays the Odoo Invoicing Settings interface. At the top, a navigation bar includes links for Discuss, Calendar, Contacts, CRM, Sales, Purchases, Link Tracker, Inventory, Manufacturing, Invoicing, Apps, and More. The user is logged in as Administrator (SILKWO). The main header shows the Odoo logo and a search bar. A left sidebar contains a menu with categories like Dashboard, Sales, Documents, Master Data, Purchases, Adviser, Reporting, and Configuration, with 'Settings' currently selected. Below the sidebar, a sub-menu lists CRM, Sales, Purchase, Inventory, Manufacturing, Invoicing (highlighted), and General Settings. The main content area is titled 'Settings' and features a 'Save' button and a 'Discard' button. It is divided into three sections: 'Setup', 'Taxes', and 'Currencies'. The 'Setup' section includes a checkbox for 'Hide Setup Bar'. The 'Taxes' section contains 'Default Taxes' (Sales and Purchase Tax both set to 15.00%), 'Rounding Method' (Round per Line selected), 'TaxCloud', and 'Cash Basis'. The 'Currencies' section shows 'Main Currency' as USD and 'Multi-Currencies' as checked, with an option to activate other currencies and an 'Exchange Difference' field.

Discuss Calendar Contacts CRM Sales Purchases Link Tracker Inventory Manufacturing Invoicing Apps Settings Administrator (SILKWO...)

odoo

Settings / Currencies Search...

Create Import 1-80 / 168

<input type="checkbox"/>	Currency	Symbol	Date	Current Rate	Active
<input type="checkbox"/>	AED	د.ا		1.000000	<input type="checkbox"/>
<input type="checkbox"/>	AFN	Afs		1.000000	<input type="checkbox"/>
<input type="checkbox"/>	ALL	L		1.000000	<input type="checkbox"/>
<input type="checkbox"/>	AMD	դր.		1.000000	<input type="checkbox"/>
<input type="checkbox"/>	ANG	f		1.000000	<input type="checkbox"/>
<input type="checkbox"/>	AOA	Kz		1.000000	<input type="checkbox"/>
<input type="checkbox"/>	ARS	\$		1.000000	<input type="checkbox"/>
<input type="checkbox"/>	AUD	\$		1.000000	<input type="checkbox"/>
<input type="checkbox"/>	AWG	Afl.		1.000000	<input type="checkbox"/>
<input type="checkbox"/>	AZN	m		1.000000	<input type="checkbox"/>
<input type="checkbox"/>	BAM	KM		1.000000	<input type="checkbox"/>
<input type="checkbox"/>	BBD	Bds\$		1.000000	<input type="checkbox"/>
<input type="checkbox"/>	BDT	₳		1.000000	<input type="checkbox"/>
<input type="checkbox"/>	BGN	лв		1.000000	<input type="checkbox"/>
<input type="checkbox"/>	BHD	BD		1.000000	<input type="checkbox"/>
<input type="checkbox"/>	BIF	FBu		1.000000	<input type="checkbox"/>
<input type="checkbox"/>	BMD	BD\$		1.000000	<input type="checkbox"/>
<input type="checkbox"/>	BND	\$		1.000000	<input type="checkbox"/>
<input type="checkbox"/>	BOB	Bs.		1.000000	<input type="checkbox"/>

Adviser

- Accounting Entries
- Actions
- Reporting
- Management
- PDF Reports
- Configuration
- Settings**
- Accounting
  - Chart of Accounts
  - Currencies
  - Taxes
  - Fiscal Positions
  - Bank Accounts
  - Journals
- Management
  - Payment Terms
- Financial Reports
  - Account Reports
- Payments
  - Payment Acquirers
  - Saved Payment Data
  - Payment Icons
  - Payment Transactions

Rates  Active

Currency: MXN  
 Current Rate: 1.000000

Currency Unit: Pesos  
 Currency Subunit: Centavos


**Price Accuracy**  
 Rounding Factor: 0.010000  
 Decimal Places: 2

**Display**  
 Symbol: \$  
 Symbol Position: Before Amount




Request for Quotation

## New

Vendor: T-Shirt Supply Co.  Order Date: 12/15/2017 16:28:13

Vendor Reference:

Currency: MXN   
EUR  
MXN  
USD  
Create and Edit...

Product	Description	Quantity	Unit Price	Taxes	Subtotal
Add an item					

Define your terms and conditions ...

Untaxed Amount:	0.00
Taxes:	0.00
<b>Total:</b>	<b>0.00</b>

The screenshot shows the Odoo web interface. At the top, a navigation bar includes links for Discuss, Calendar, Contacts, CRM, Sales, Purchases (highlighted), Link Tracker, Inventory, Manufacturing, Invoicing, Apps, and Settings. The user is identified as Administrator (SILKWO...). The main header contains the Odoo logo, the title 'Settings', and a search bar. Below the header is a sidebar with a menu for 'Purchases' containing sub-items like Requests for Quotation, Purchase Orders, Vendors, Products, Control, Incoming Products, Vendor Bills, Reporting, Configuration, Settings (highlighted), and Products. The main content area is divided into sections: 'Orders' with options for Order Approval, Lock Confirmed Orders, Purchase Agreements, and Warnings; 'Invoicing' with Bill Control (Ordered vs. Delivered quantities) and 3-way matching; 'Products' with Vendor Pricelists; and 'Logistics' with Dropshipping.

**Settings** Search...

**Save** **Discard**

**Purchases**

- CRM
- Sales
- Purchase**
- Inventory
- Manufacturing
- Invoicing
- General Settings

**Orders**

- Order Approval**  
Managers must approve orders
- Lock Confirmed Orders**  
No longer edit orders once confirmed
- Purchase Agreements**  
Manage your purchase agreements (call for tenders, blanket orders)
- Warnings**  
Get warnings in orders for products or vendors

**Invoicing**

- Bill Control**  
Quantities billed by vendors
  - Ordered quantities
  - Delivered quantities
- 3-way matching: purchases, receptions and bills** [Configure](#)  
Make sure you only pay bills for which you received the goods you ordered

**Products**

- Vendor Pricelists**  
Import vendor pricelists  
[How to import](#)

**Logistics**

- Dropshipping**  
Request your vendors to deliver to your customers

Individual
  Company

T-Shirt Supply Co.

0 Meetings

1 Purchases

1 Vendor Bills

Active

**Address**

564 Pine Street

Street 2...

Canton Ohio 49432

United States

**Phone** 444-555-6666

**Mobile**

**Email**

**Website** e.g. www.odoo.com

**Language** English

**TIN** e.g. BE0477472701

**Tags** Tags...

Contacts & Addresses
Internal Notes
Sales & Purchases
Invoicing

**Sale**

Is a Customer

Salesperson

Mailing Opt-Out

Bounce 0

Sale Pricelist Public Pricelist (USD)

**Purchase**

Is a Vendor

Supplier Currency MXN

Request for Quotation

## New

Vendor: T-Shirt Supply Co. Order Date: 12/15/2017 16:34:54

Vendor Reference:

Currency: MXN

Products | Deliveries & Invoices

Product	Description	Scheduled Date	Quantity	Unit Price	Taxes	Subtotal
+ [MWT-20] Med Wht Shirt	[MWT-20] Med Wht Shirt	12/15/2017 16:35:01	12.000	0.00	Tax 15.00%	\$ 0.00

Add an item

Define your terms and conditions ...

**Untaxed Amount:** \$ 0.00  
**Taxes:** \$ 0.00  
**Total:** \$ 0.00

Discuss Calendar Contacts CRM Sales **Purchases** Link Tracker Inventory Manufacturing Invoicing Apps Settings

Administrator (SILKWO...)

Vendor Pricelists

1-1 / 1 < >

Vendor	Product Variant	Product	Minimal Quantity	Price	Start Date	End Date
+ T-Shirt Supply Co.		Medium White T-Shirt	12.00	9.25	11/01/2017	11/30/2017

[Purchase](#)  
[Requests for Quotation](#)  
[Purchase Orders](#)  
[Vendors](#)  
[Vendor Pricelists](#)  
[Products](#)

Vendor Pricelists / T-Shirt Supply Co.

Save Discard 1 / 1 < >

### Vendor

Vendor: T-Shirt Supply Co.

Vendor Product Name: T-Shirt Supply Co.

Vendor Product Code: Create and Edit...

Delivery Lead Time: 4 days

### Price List

Product: Medium White T-Shirt

Minimal Quantity: 12.00

Price: 70.25

Currency: MXN

Validity: 11/01/2017 to 11/30/2017

Discuss Calendar Contacts CRM Sales Purchases Link Tracker Inventory Manufacturing Invoicing Apps Settings Administrator (SILKWO...)

### Sequences

Create Import Search... 1-39 / 39 < >

<input type="checkbox"/>	account.payment.customer.refund	Payments customer credit notes sequence	CUST.REF/ (range_year)/	4	1	1	Standard
<input type="checkbox"/>	account.payment.customer.invoice	Payments customer invoices sequence	CUST.IN/ (range_year)/	4	1	1	Standard
<input type="checkbox"/>	account.payment.supplier.refund	Payments supplier credit notes sequence	SUPP.IN/ (range_year)/	4	1	1	Standard
<input type="checkbox"/>	account.payment.supplier.invoice	Payments supplier invoices sequence	SUPP.OUT/ (range_year)/	4	1	1	Standard
<input type="checkbox"/>	account.payment.transfer	Payments transfer sequence	TRANS/ (range_year)/	4	1	1	Standard
<input type="checkbox"/>	stock.picking	Picking INT	INT/	5	1	1	Standard
<input type="checkbox"/>	procurement.group	Procurement Group	PG/	6	1	1	Standard
<input type="checkbox"/>	mrp.production	Production order	MO/	5	2	1	Standard
<input type="checkbox"/>	purchase.order	Purchase Order	PO/	5	2	1	Standard
<input type="checkbox"/>	mrp.routing	Routing	RO/	5	1	1	Standard
<input type="checkbox"/>	sale.order	Sales Order	SO/	3	3	1	Standard
<input type="checkbox"/>	stock.scrap	Scrap	SP/	5	1	1	Standard
<input type="checkbox"/>	stock.lot.serial	Serial Numbers		7	1	1	Standard
<input type="checkbox"/>		SilkwormSequence in	WH/IN/	5	2	1	Standard
<input type="checkbox"/>		SilkwormSequence internal	WH/INT/	5	1	1	Standard
<input type="checkbox"/>		SilkwormSequence out	WH/OUT/	5	2	1	Standard
<input type="checkbox"/>		SilkwormSequence packing	WH/PACK/	5	1	1	Standard
<input type="checkbox"/>		SilkwormSequence picking	WH/PICK/	5	1	1	Standard

<b>Name</b>	<input type="text" value="Sales Order"/>	<b>Sequence Code</b>	<input type="text" value="sale.order"/>
<b>Implementation</b>	<input type="text" value="Standard"/>	<b>Active</b>	<input checked="" type="checkbox"/>
<b>Sequence</b>			
<b>Prefix</b>	<input type="text" value="SILK-SO"/>	<b>Sequence Size</b>	<input type="text" value="3"/>
<b>Suffix</b>	<input type="text"/>	<b>Step</b>	<input type="text" value="1"/>
<b>Use subsequences per date_range</b>	<input type="checkbox"/>	<b>Next Number</b>	<input type="text" value="5200"/>
Current Year with Century: %(year)s	Day of the Year: %(doy)s	Hour 00->24: %(h24)s	
Current Year without Century: %(y)s	Week of the Year: %(woy)s	Hour 00->12: %(h12)s	
Month: %(month)s	Day of the Week (0:Monday): %(weekday)s	Minute: %(min)s	
Day: %(day)s		Second: %(sec)s	

## SILK-SO5200

<b>Customer</b>	Mike Smith 444 South Main Marion IL 62959 United States	<b>Expiration Date</b>		<b>Pricelist</b>	Public Pricelist (USD)
		<b>Payment Terms</b>			15 Days

Order Lines	Other Information
-------------	-------------------

Product	Description	Ordered Qty	Unit Price	Taxes	Subtotal
Medium White T-Shirt	Medium White T-Shirt	1.000	16.50	Tax 15.00%	\$ 16.50

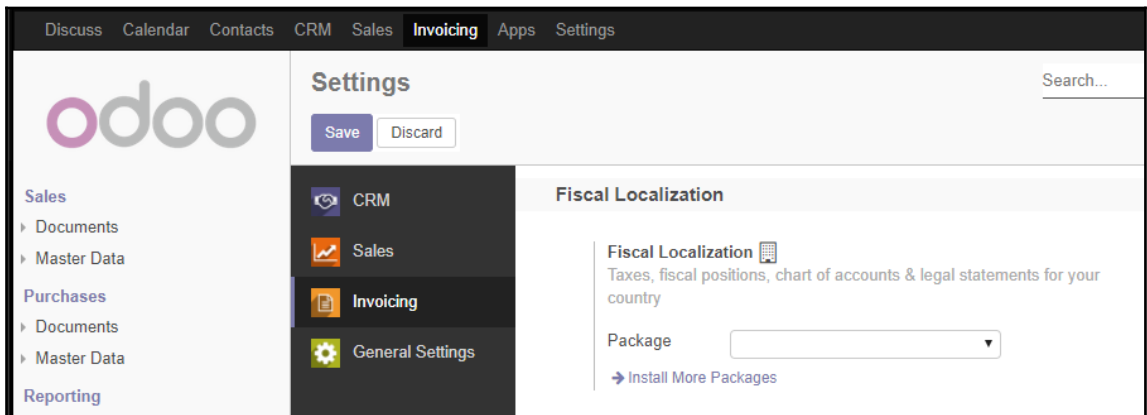
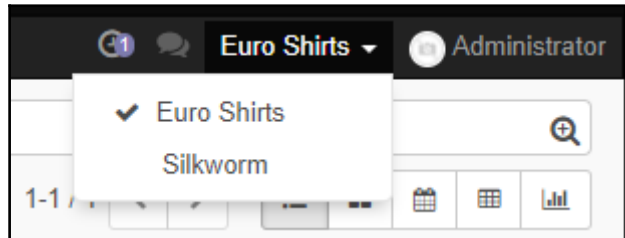
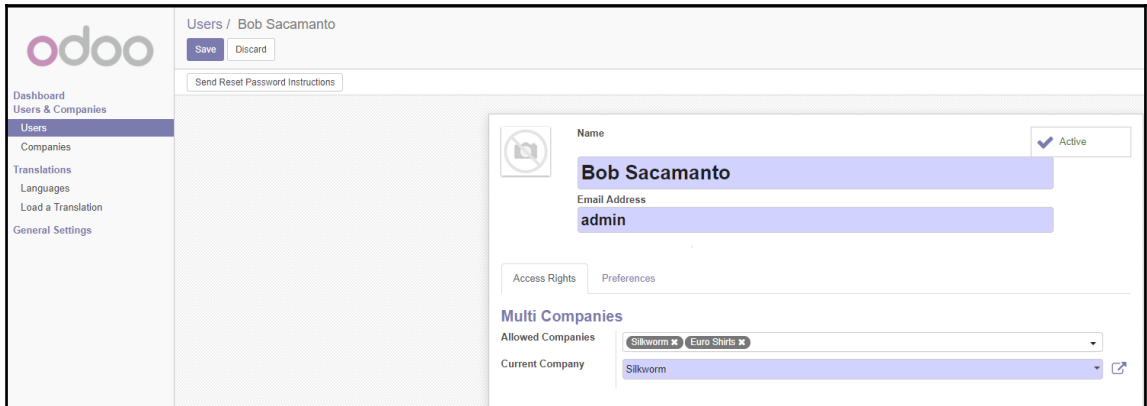
Untaxed Amount: \$ 16.50 Taxes: \$ 2.48 <hr/> Total: <b>\$ 18.98</b>	
--	--

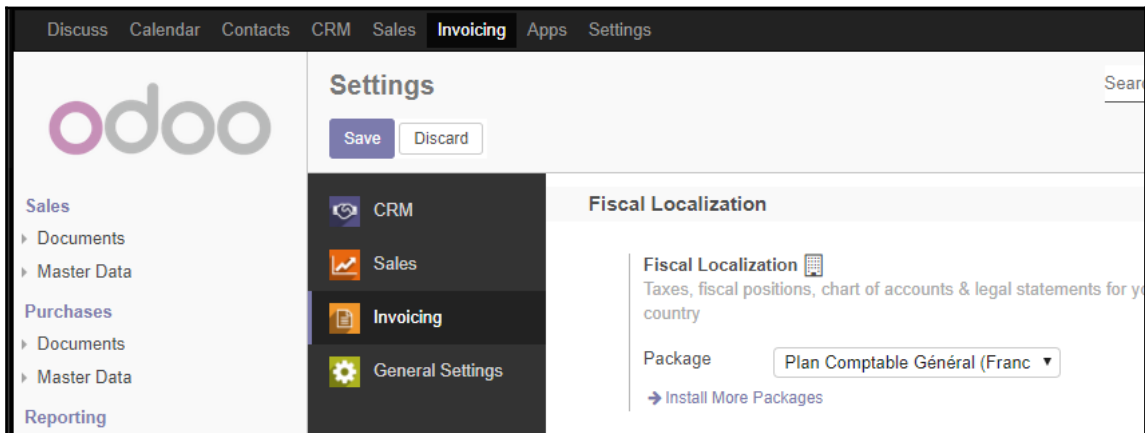
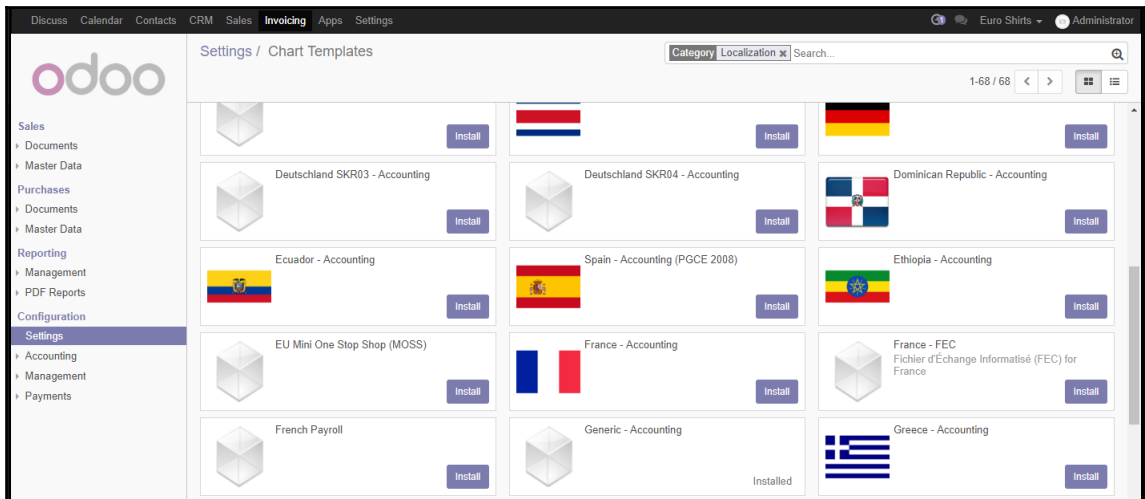
The screenshot shows the Odoo Settings interface. At the top, there is a navigation bar with various modules like CRM, Sales, Purchases, etc., and a user profile for Administrator (SILKWO...). The main content area is titled 'Settings' and includes a search bar and 'Save'/'Discard' buttons. A left sidebar contains a menu with categories like 'Users & Companies', 'Translations', and 'General Settings'. The 'General Settings' section is active, showing options for 'Users' (Access Rights, Password Reset) and 'Multi-company' (Multi-company, Inter-Company Transactions).

The screenshot shows the 'Company Name' configuration form for 'Euro Shirts'. The form is divided into several sections:
 


- Company Name:** Euro Shirts
- General Information:** A tabbed section.
- Partner Address:** Includes text input for '4300 Place Bellecour', 'Street 2...', and a dropdown for 'Lyon' with 'State' and 'ZIP' fields.
- Company Tagline:** Includes a text input for 'e.g. Global Business Solutions'.
- Website:** Includes a text input for 'e.g. www.odoo.com'.
- Phone:** Includes an empty text input field.
- Email:** Includes an empty text input field.
- TIN:** Includes an empty text input field.
- Company Registry:** Includes an empty text input field.
- Parent Company:** Includes a dropdown menu with 'Silkworm' selected and an external link icon.
- Report Footer:** Includes a text input for 'e.g. Your Bank Accounts, one per line'.







## Chapter 8: Implementing the Human Resources Applica tion




**Employee Directory**  
Jobs, Departments, Employees  
Details

**Install**

Discuss Calendar Contacts CRM Sales Purchases Inventory Manufacturing Invoicing **Employees** Apps More ▾ Administrator

---




**Employees**  
Departments  
Configuration  
Settings

**Employees**

Create Import

Search...


1-1 / 1 < > [Grid Icon] [List Icon]



**Administrator**  
✉ admin@example.com

2 👤 1

Following



**Name** Active

**Tina Robbins**

e.g. Part Time ▾

Work Information Private Information HR Settings

---

**Contact Information**

Work Address: Silkworm ▾

Work Location:

Work Email:

Work Mobile:

Work Phone:

**Position**

Department: Sales ▾

Job Position:

Manager:

Coach:

Working Hours: Standard 40 Hours/Week ▾

Other Information ...

**Create: Department** ✕

Active

Department Name:       Manager:

Parent Department:       Company:

**Create: Job Position** ✕

Job Position:


**Recruitment**

Company:

Department:

Expected New Employees:

Job Description:

 **Name** Active

**Tina Robbins**

e.g. Part Time

Work Information Private Information HR Settings

---

**Citizenship & Other Information** **Contact Information**

Nationality (Country)  Private Address

Identification No

Passport No

Bank Account Number

**Status** **Birth**

Gender  Date of Birth


Marital Status

**Work Permit**

Visa No

Work Permit No

Visa Expire Date

 **Name** Active


**Tina Robbins**

e.g. Part Time

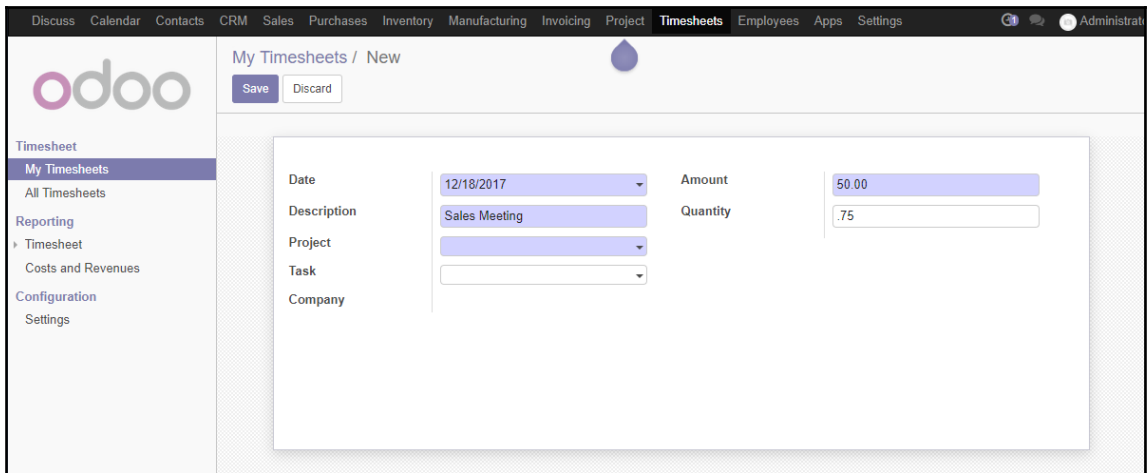
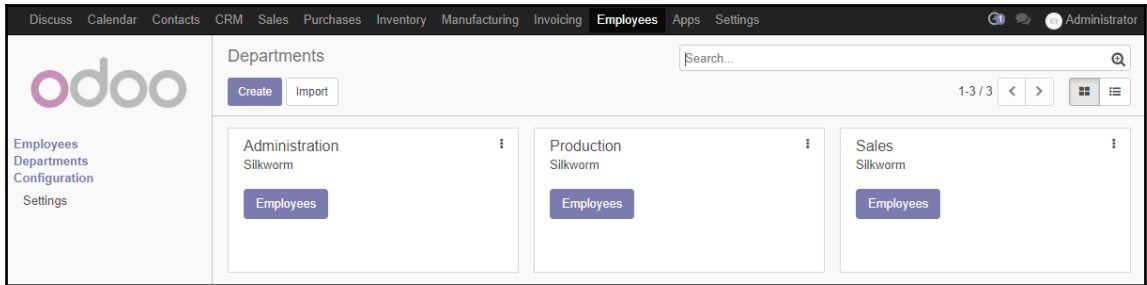
Work Information Private Information HR Settings

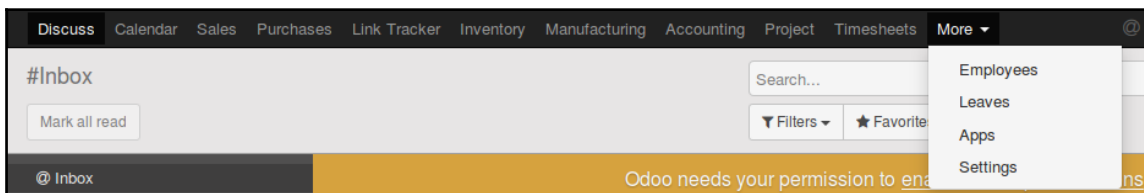
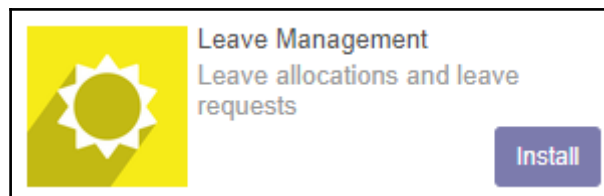
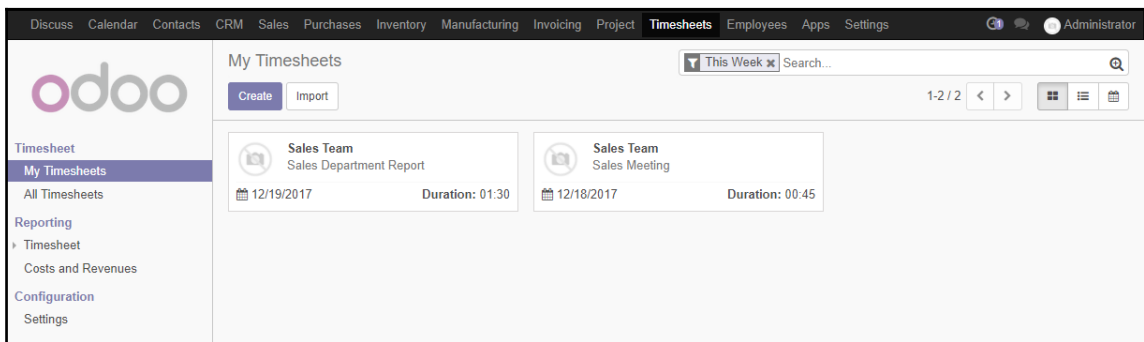
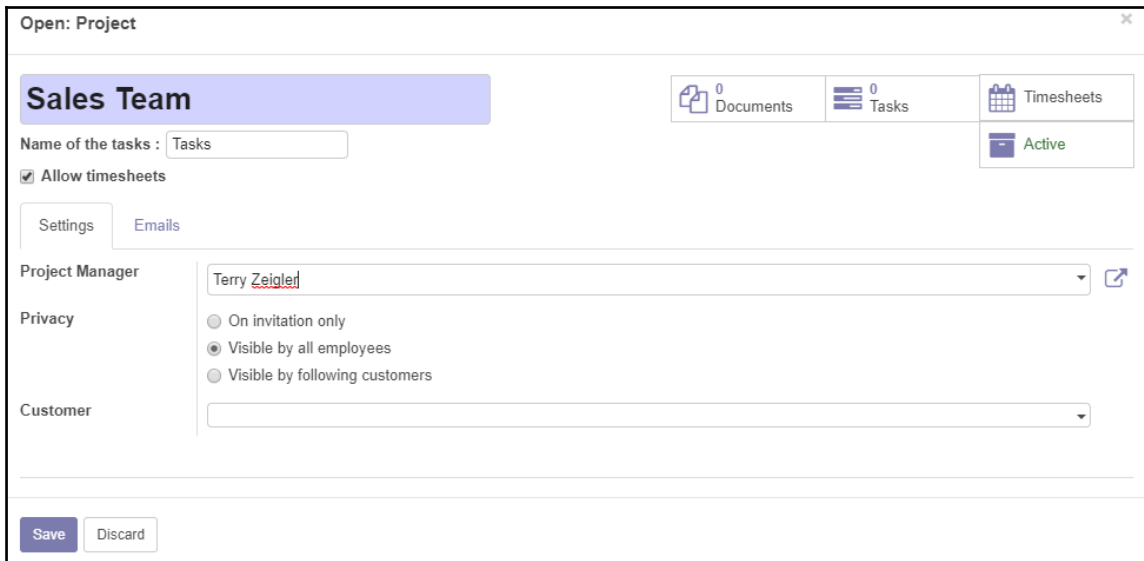
---

**Status**

Company  

Related User





Discuss Calendar Contacts CRM Sales Purchases Inventory Manufacturing Invoicing Project Timesheets Employees **Leaves** Apps More Administrator

odoo

All Leaves (December 2017) / Administrator on False : 0.00 day(s)

Save Discard

Approve Refuse To Submit To Approve Approved

### Administrator on False : 0.50 day(s)

Description: Sick Day Mode: By Employee

Leave Type: Sick Leaves Employee: Tina Robbins

Duration: 12/18/2017 07:00:00 - 12/18/2017 19:00:00 Department: Production

1.0 days Reported in last payslips

**Comment by Manager**

⚡ g. Report to the next month...

Discuss Calendar Contacts CRM Sales Purchases Inventory Manufacturing Invoicing Project Timesheets Employees **Leaves** Apps More Administrator

odoo

All Leaves (December 2017) Current Year Employee Search...

Today Day Week Month

W	Sun	Mon	Tue	Wed	Thu	Fri	Sat
47	26	27	28	29	30	1	2
48	3	4	5	6	7	8	9
49	10	11	12	13	14	15	16
50	17	18 Tina Robbins on	19	20	21	22	23
51	24	25	26	27	28	29	30

← Dec 2017 →

Employee

Tina Robbins



Discuss Calendar Contacts CRM Sales Purchases Inventory Manufacturing Invoicing Project Timesheets Employees **Leaves** Apps More Administrator


odoo

Department Leaves To Approve x Search...

Create Import 1-1 / 1

Employee	Allocation Mode	Employee Tag	Leave Type	Description	Allocated Days	Start Date	End Date	Status
<input type="checkbox"/> Tina Robbins	By Employee		Sick Leaves	Sick Day	-1.00	12/18/2017 07:00:00	12/18/2017 19:00:00	To Approve
					-1.00			

Dashboard  
My Leaves  
Leaves Summary  
Leaves Request  
Allocation Request  
Leaves to Approve  
**Leaves**  
Leaves Allocation



**Recruitment Process**  
Jobs, Recruitment, Applications,  
Job Interviews

Install

Discuss Calendar Contacts CRM Sales Purchases Inventory Manufacturing Invoicing Project Timesheets Employees **Recruitment** More

odoo

Job Positions Search...

Create Import

Production Manager

Application(s) Documents Recruitment Done

Hired Employees 0 / 1

Job Positions  
Applications  
All Applications  
Next Activities  
Resumes and Letters  
Reports  
Configuration  
Settings  
Job Positions  
Departments

### Create a Job Position ✕

**Job Position**

**Job Email** @localhost

Discuss Calendar Contacts CRM Sales Purchases Inventory Manufacturing Invoicing Project Timesheets Employees **Recruitment** More ▾

**odoo**

#### Job Positions

<b>Production Manager</b> ⋮ <input type="button" value="Application(s)"/> Documents Recruitment Done Hired Employees 0 / 1	<b>Production Assistant</b> ⋮ <input type="button" value="Application(s)"/> Documents Recruitment Done Hired Employees 0 / 1
---	---

**Job Positions Applications**  
All Applications  
Next Activities

**Resumes and Letters Reports Configuration**  
Settings  
Job Positions  
Departments

Discuss Calendar Contacts CRM Sales Purchases Inventory Manufacturing Invoicing Project Timesheets Employees **Recruitment** More Administrator

**odoo** Job Positions / Applications Applied Job Production Assistant x Search...

Create Import

+ Add new column

- Job Positions
- Applications
  - All Applications
  - Next Activities
- Resumes and Letters
- Reports
- Configuration
  - Settings
  - Job Positions
  - Departments

Subject / Application Name

**Production Assistant Applicant**

Meetings 0 Documents

Applicant's Name **Bob Nelson** Tags

Contact [ ] Responsible [ ]

Email bobnelson@exampleemail.com Appreciation ☆☆☆

Phone 333-444-5555 Source Search engine

Mobile 222-333-4444 Referred By [ ]

Degree Bachelor Degree

**Job** **Contract**

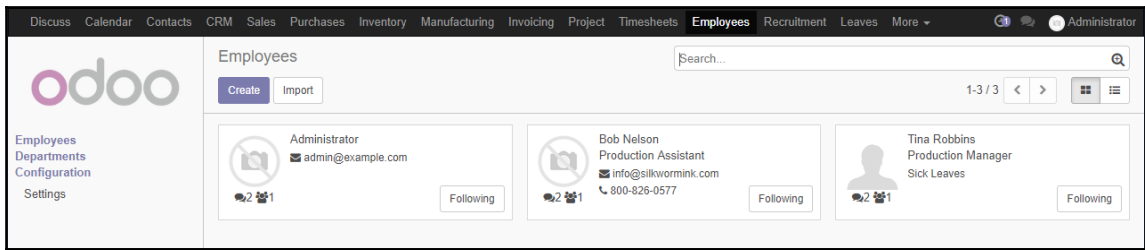
Applied Job Production Assistant Expected Salary 42000 +

Department Production Proposed Salary 35000 +

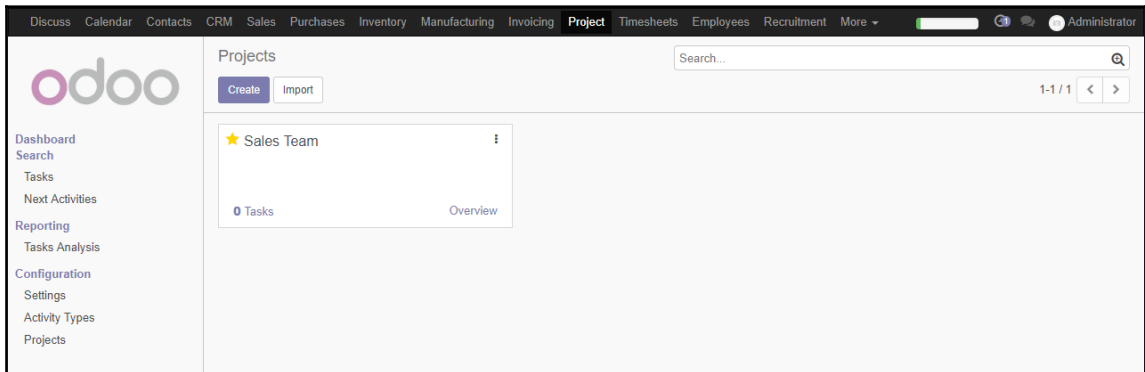
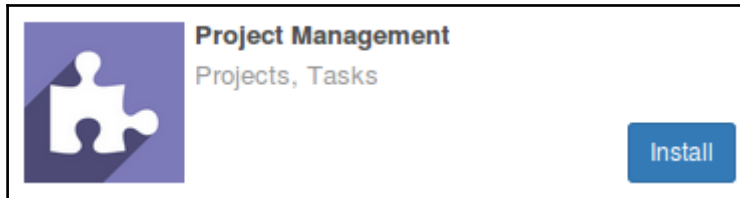
Company Silkworm Availability 01/20/2018

**Application Summary**

Feedback of interviews...



# Chapter 9: Understanding Project Management



### Create a Project ✕

**Project Name**

**Choose a Project Email** @localhost

**Allow timesheets**

[Create](#) [Create & Edit](#) [Discard](#)

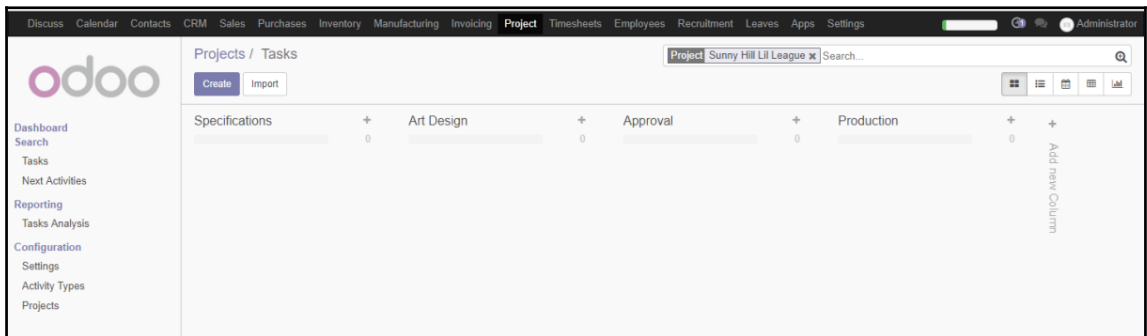
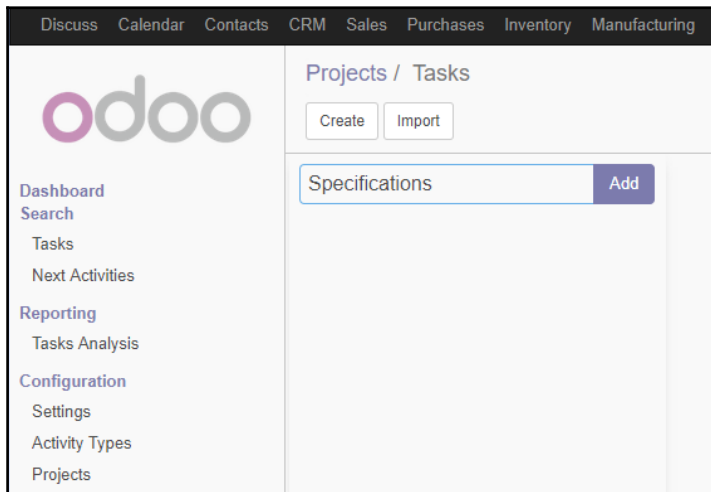
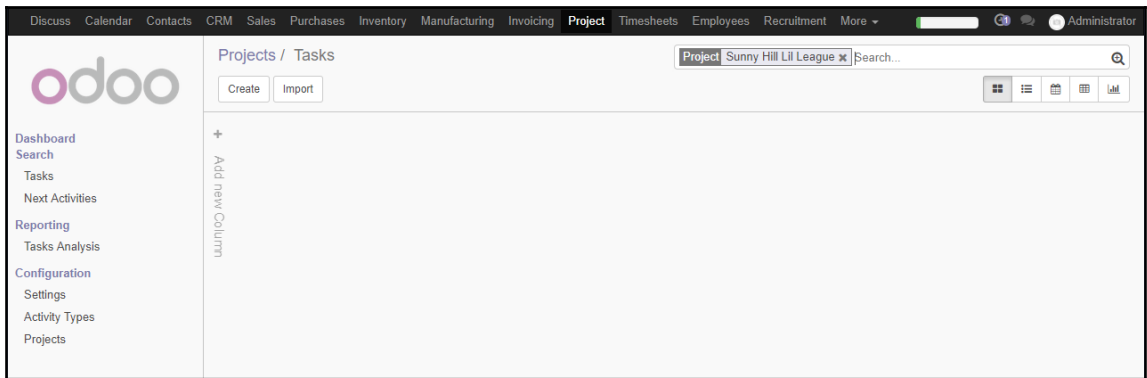
Discus Calendar Contacts CRM Sales Purchases Inventory Manufacturing Invoicing **Project** Timesheets Employees Recruitment More + Administrator

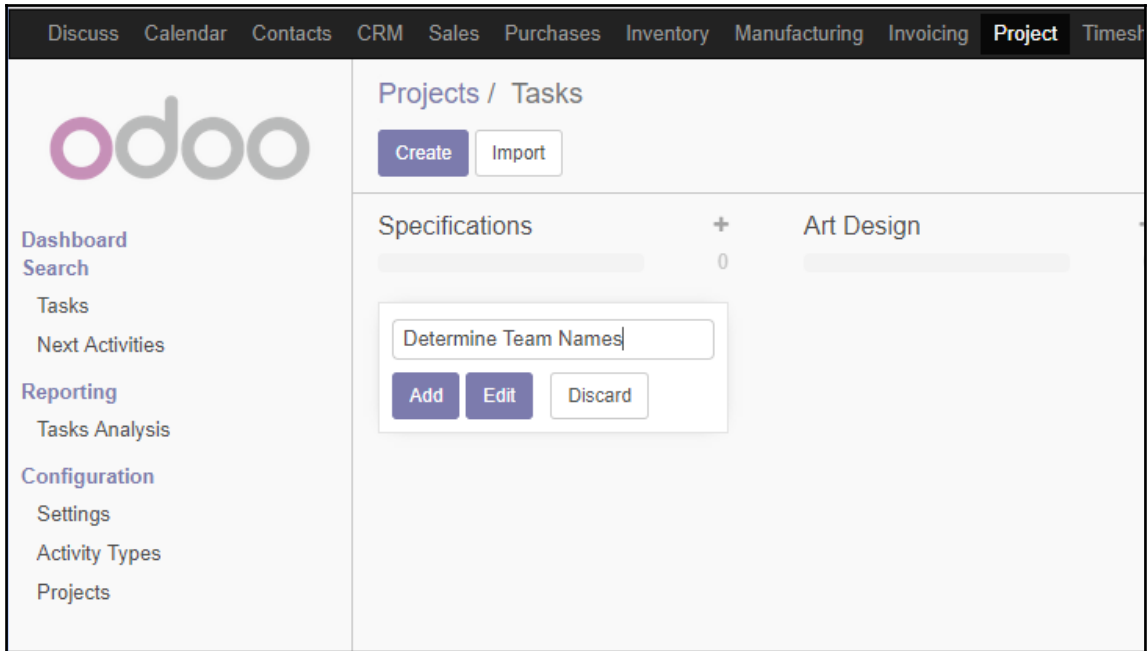
**odoo** Projects  1-2 / 2 < >

[Create](#) [Import](#)

- ★ Sales Team ⋮  
0 Tasks Overview
- ★ Sunny Hill Lil League ⋮  
0 Tasks Overview

Dashboard  
Search  
Tasks  
Next Activities  
Reporting  
Tasks Analysis  
Configuration  
Settings  
Activity Types  
Projects





Active

## ★ Determine Team Names

Project: Sunny Hill Lil League Deadline: 12/20/2017

Assigned to: Administrator Tags: information collection

Description Timesheets Extra Info

**B I U** 13

This initial specification will determine the team names required for the project. It is **very important** to double check the spelling of the names and confirm with the client contact before proceeding.

Discuss Calendar Contacts CRM Sales Purchases Inventory Manufacturing Invoicing **Project** Timesheets Employees Recruitment Leaves Apps Settings Administrator

### Projects / Tasks

Project: Sunny Hill Lil League x Search

Create Import

Specifications	Art Design	Approval	Production	
<p>Determine Team Names 12/20/2017 ● information collection ★ ☆ ● ●</p> <p>Identify Suppliers 12/22/2017 ☆ ☆ ● ●</p> <p>Bulldogs 12/21/2017 ☆ ☆ ● ●</p> <p>Falcons 12/22/2017 ☆ ☆ ● ●</p> <p>Wolf Pack 12/23/2017 ☆ ☆ ● ●</p>	<p>Design the Logos for each team 12/22/2017 ★ ☆ ● ●</p>	<p>Approval of the Logo Designs 12/26/2017 ☆ ☆ ● ●</p>	<p>Final Inspection 12/31/2017 ☆ ☆ ● ●</p> <p>Packaging and Shipment 01/02/2018 ☆ ☆ ● ●</p>	Add new Column




Projects / Tasks (December 2017)

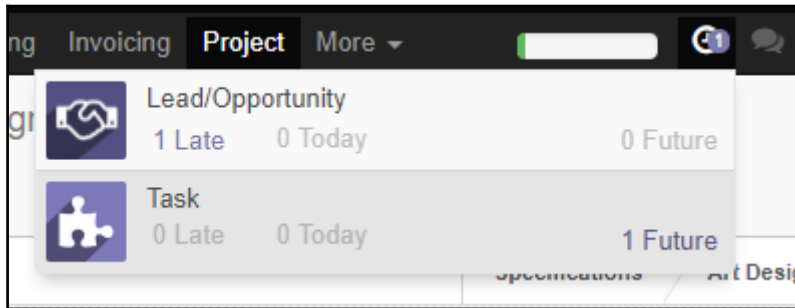
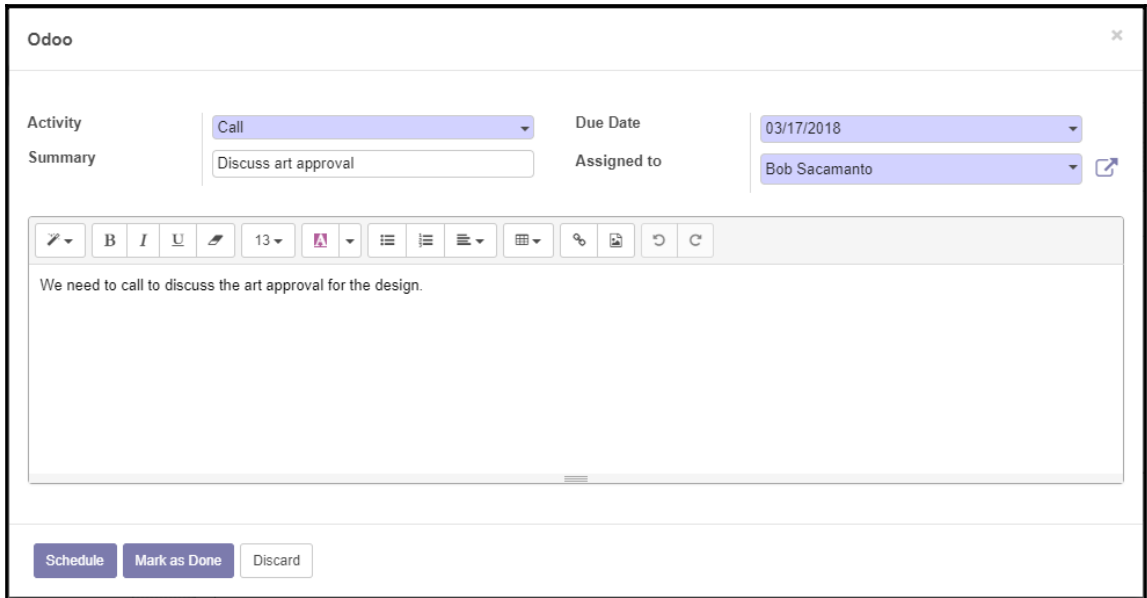
Project Sunny Hill LI League


W	Sun	Mon	Tue	Wed	Thu	Fri	Sat
47	26	27	28	29	30	1	2
48	3	4	5	6	7	8	9
49	10	11	12	13	14	15	16
50	17	18	19	20	21	22	23
51	24	25	26	27	28	29	30
52	31	1	2	3	4	5	6


Assigned to

- Administrator
- Terry Zeigler

 Schedule activity





 Active

**Project** Sunny Hill Lil League **Deadline** 12/21/2017  
**Assigned to** Administrator **Tags**

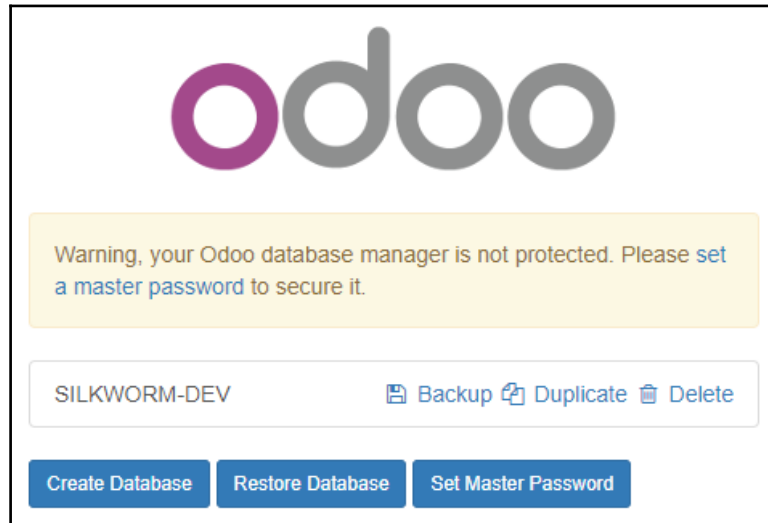
[Description](#) [Timesheets](#) [Extra Info](#)

**Initially Planned Hours** 00:00 **Progress** 0%

Date ▼	Employee	Description	Duration
12/19/2017	Tina Robbins	Determine Player Names	01:00

Hours Spent: 01:00  
Remaining Hours: -01:00

# Chapter 10: Creating Advanced Searches and Dashboard S



### Create Database ✕

Odoo is up and running!  
Fill out this form to create a new database. You will install your first app afterwards.

**Database Name**


  
**Email**

**Password**

**Language**  **Country**

Load demonstration data (Check this box to evaluate Odoo)

[Continue](#)

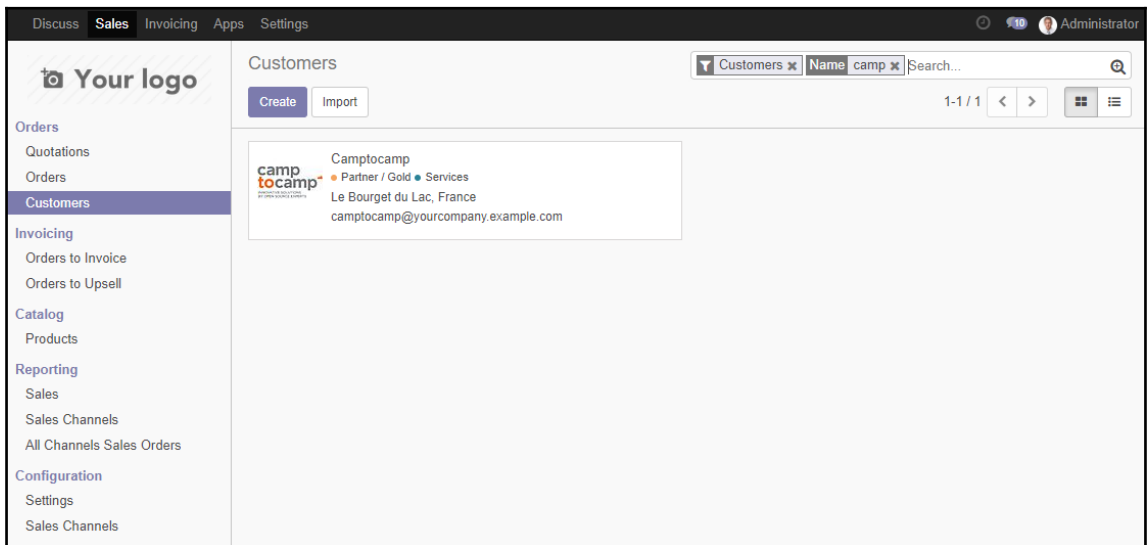
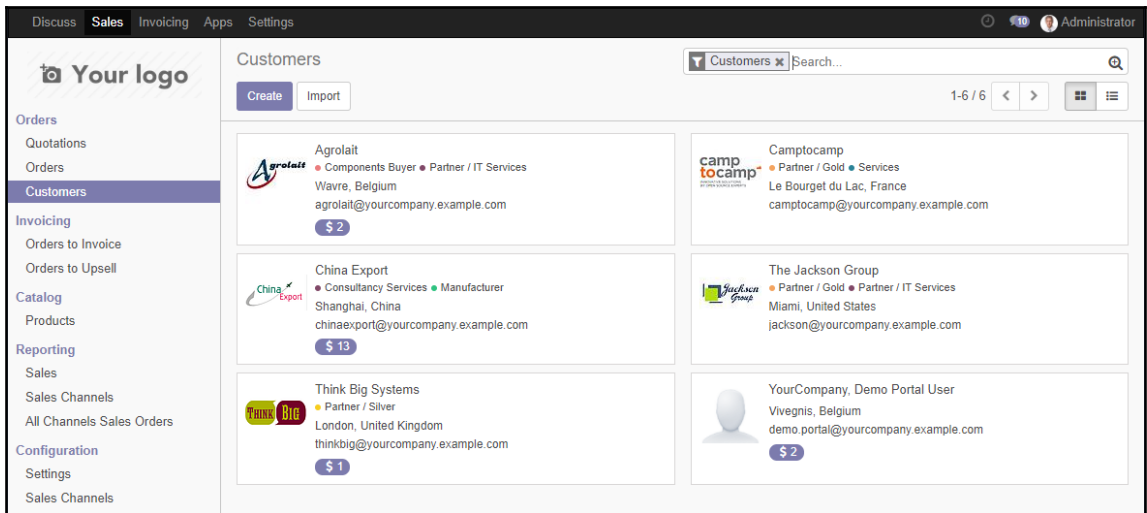


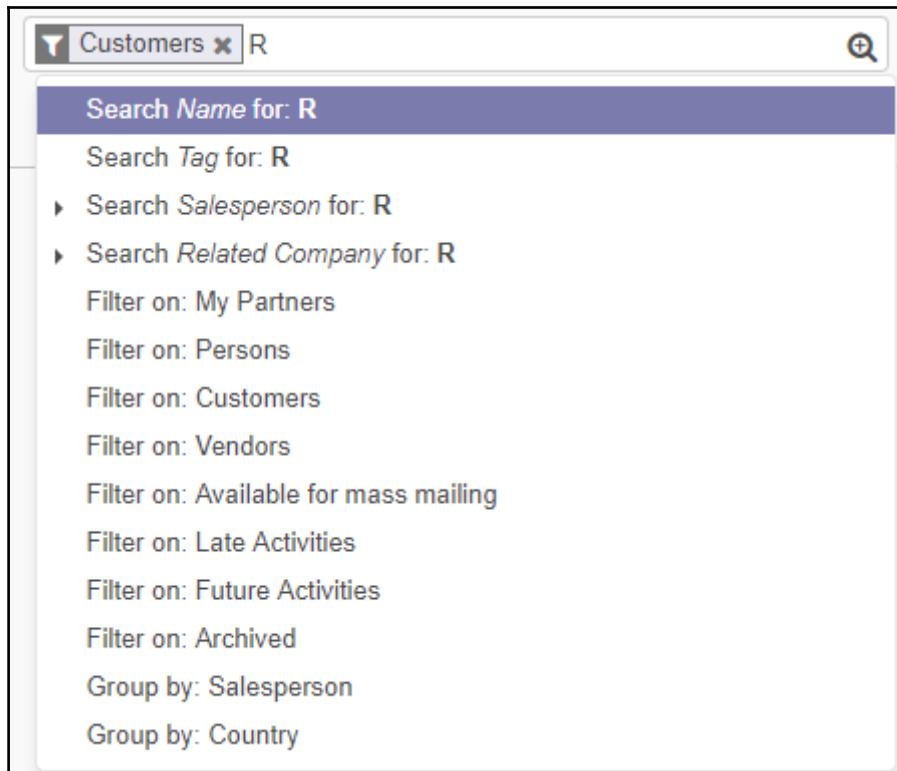
**Sales Management**  
Quotations, Sales Orders, Invoicing

[Install](#)

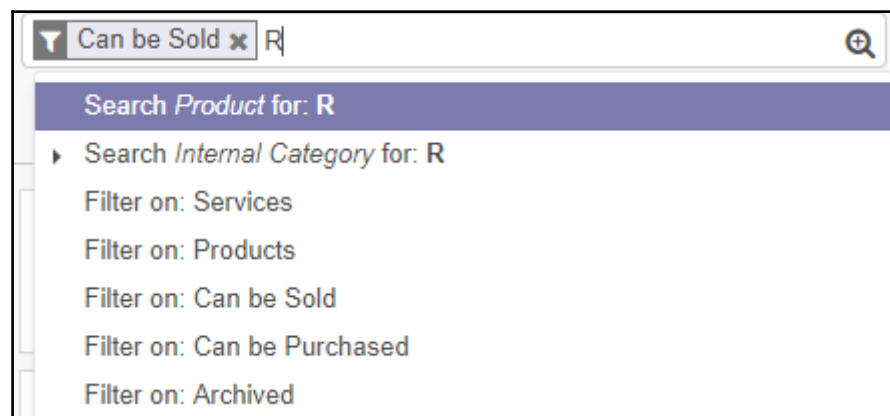
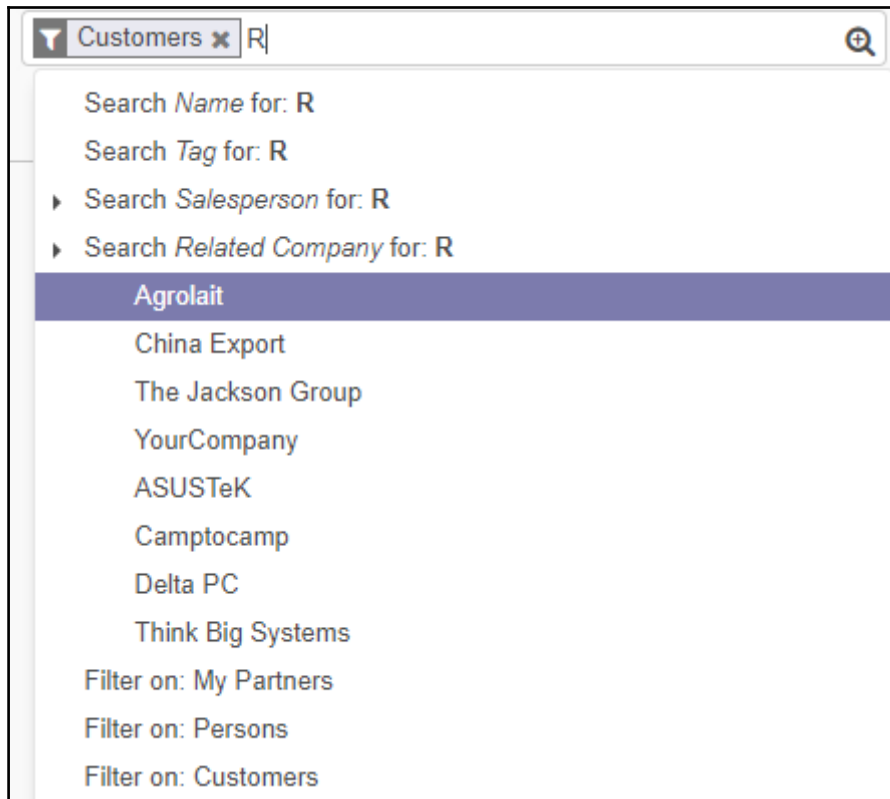
✕ Search...

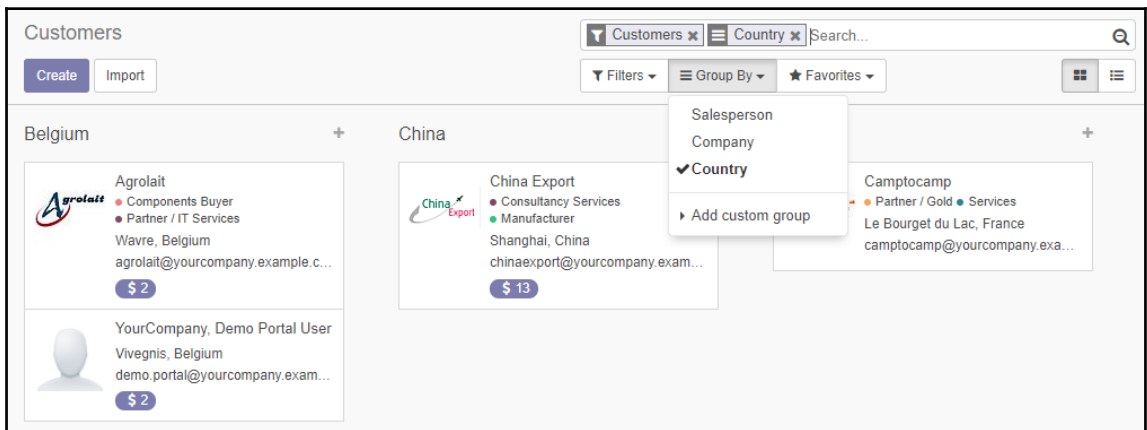
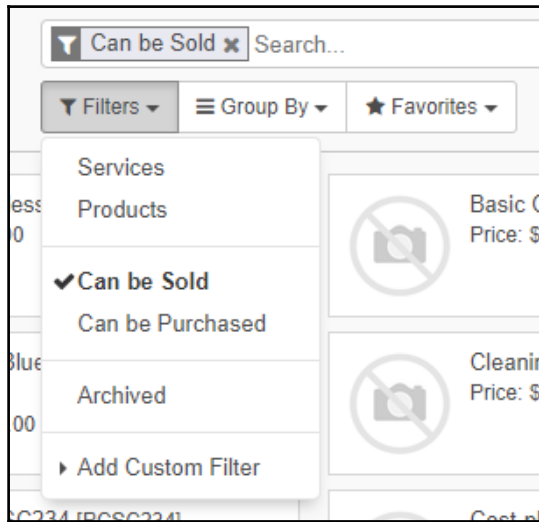
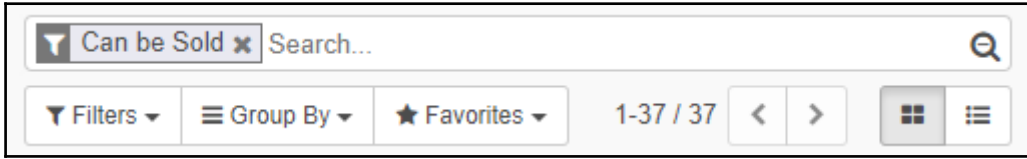
1-6 / 6



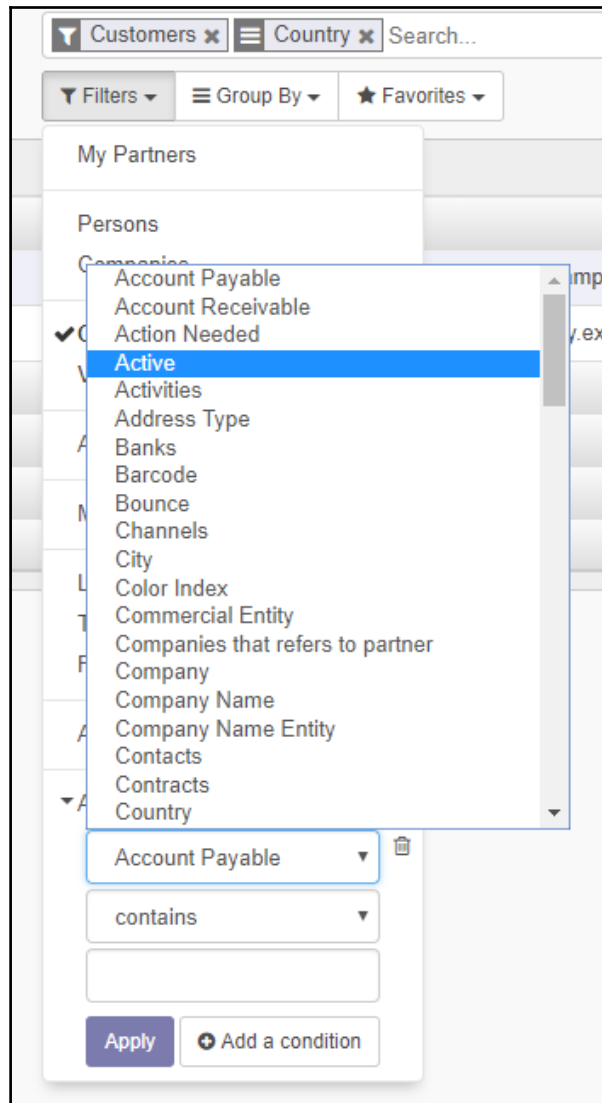


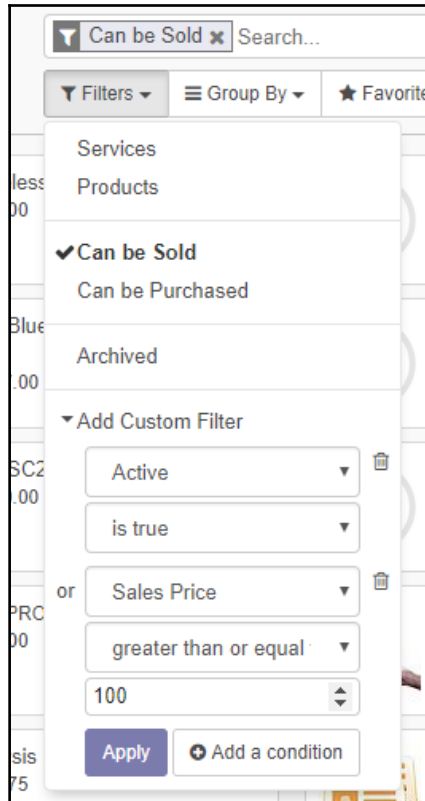


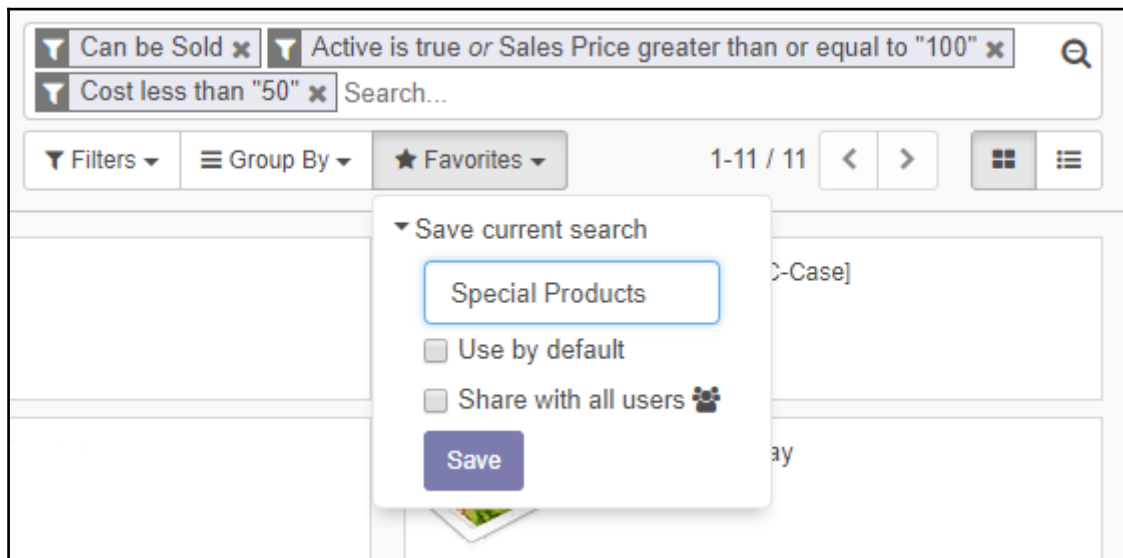
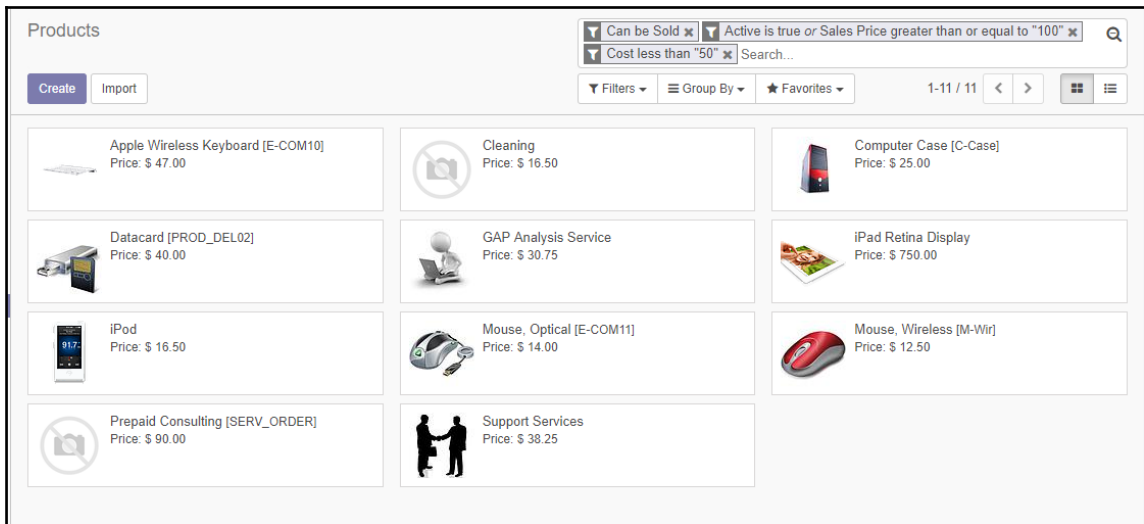




Customers			
<input type="button" value="Create"/> <input type="button" value="Import"/>		Customers x Country x Search... <input type="button" value="Q"/>	
		Filters v Group By v Favorites v <input type="button" value="Grid"/> <input type="button" value="List"/>	
<input type="checkbox"/>	Name	Phone	Email
▼ Belgium (2)			
<input type="checkbox"/>	Agrolait	+32 10 588 558	agrolait@yourcompany.example.com
<input type="checkbox"/>	YourCompany, Demo Portal User		demo.portal@yourcompany.example.com
▶ China (1)			
▶ France (1)			
▶ United Kingdom (1)			
▶ United States (1)			



















Products

★ Special Products x Search...

Create Import

Filters Group By Favorites 1-11 / 11

 <p>Apple Wireless Keyboard [E-COM10] Price: \$ 47.00</p>	 <p>Cleaning Price: \$ 16.50</p>	 <p>Computer Case [C-Case] Price: \$ 25.00</p>
 <p>Datacard [PROD_DEL02] Price: \$ 40.00</p>	 <p>GAP Analysis Service Price: \$ 30.75</p>	 <p>iPad Retina Display Price: \$ 750.00</p>
 <p>iPod Price: \$ 16.50</p>	 <p>Mouse, Optical [E-COM11] Price: \$ 14.00</p>	 <p>Mouse, Wireless [M-Wir] Price: \$ 12.50</p>
 <p>Prepaid Consulting [SERV_ORDER] Price: \$ 90.00</p>	 <p>Support Services Price: \$ 38.25</p>	



**Dashboards**  
Create your custom dashboard

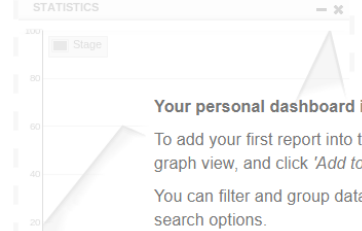
Install

Discuss Sales Invoicing **Dashboards** Apps Settings

Your logo

My Dashboard

STATISTICS



**Your personal dashboard is empty.**

To add your first report into this dashboard, go to any menu, switch to list or graph view, and click 'Add to Dashboard' in the extended search options.

You can filter and group data before inserting into the dashboard using the search options.

Internal Reference	Name	Sales Price	Cost	Internal Category	Product Type
E-COM10	Apple Wireless Keyboard	47.00	10.00	All / Saleable / Physical	Consumable
	Cleaning	16.50	14.00	All / Saleable / Services	Service
C-Case	Computer Case	25.00	20.00	All / Saleable / Physical	Consumable
PROD_DELO2	Datacard	40.00	35.00	All / Saleable / Physical	Consumable
	GAP Analysis Service	30.75	20.50	All / Saleable / Services	Service
	iPad Retina Display	750.00	0.00	All / Saleable / Physical	Consumable
	iPod	16.50	0.00	All / Saleable / Physical	Consumable
E-COM11	Mouse, Optical	14.00	12.50	All / Saleable / Physical	Consumable
M-Wir	Mouse, Wireless	12.50	18.00	All / Saleable / Physical	Consumable
SERV_ORDER	Prepaid Consulting	90.00	40.00	All / Saleable / Services	Service
	Support Services	38.25	25.50	All / Saleable / Services	Service

Special Products Search...

Filters Group By Favorites

Sales Price	Cost	In
47.00	10.00	All
16.50	14.00	All
25.00	20.00	All
40.00	35.00	All

- Special Products
  - Save current search
  - Add to my Dashboard
    - Special Product
      - Add



Discuss Sales Invoicing **Dashboards** Apps Settings Administrator

Your logo

My Dashboard

Change Layout

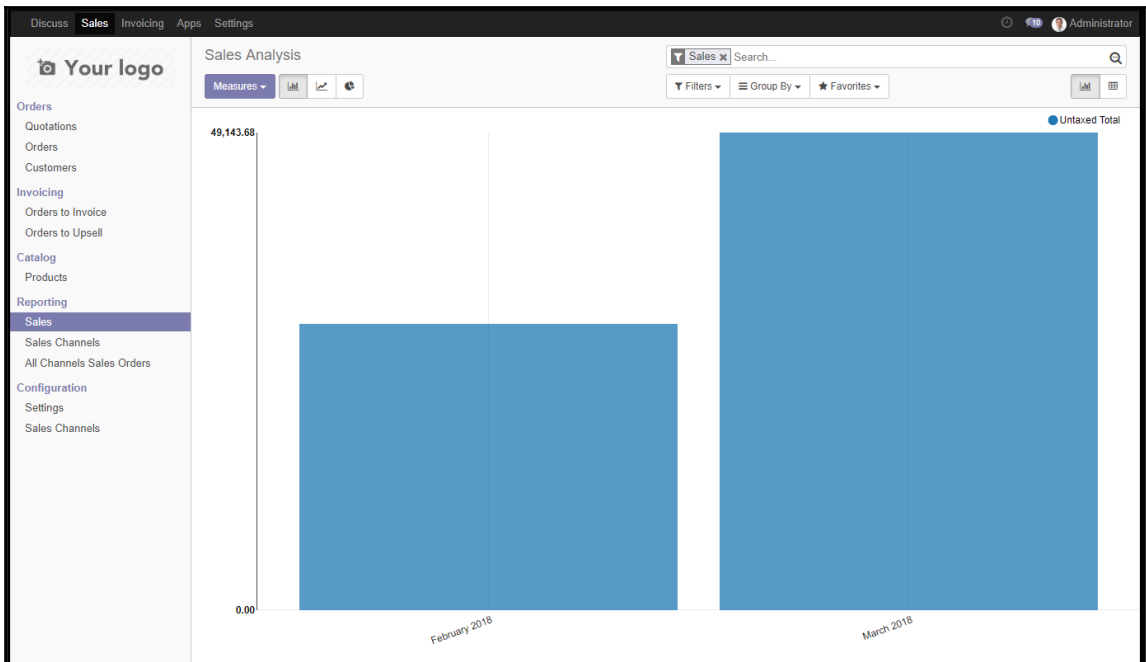
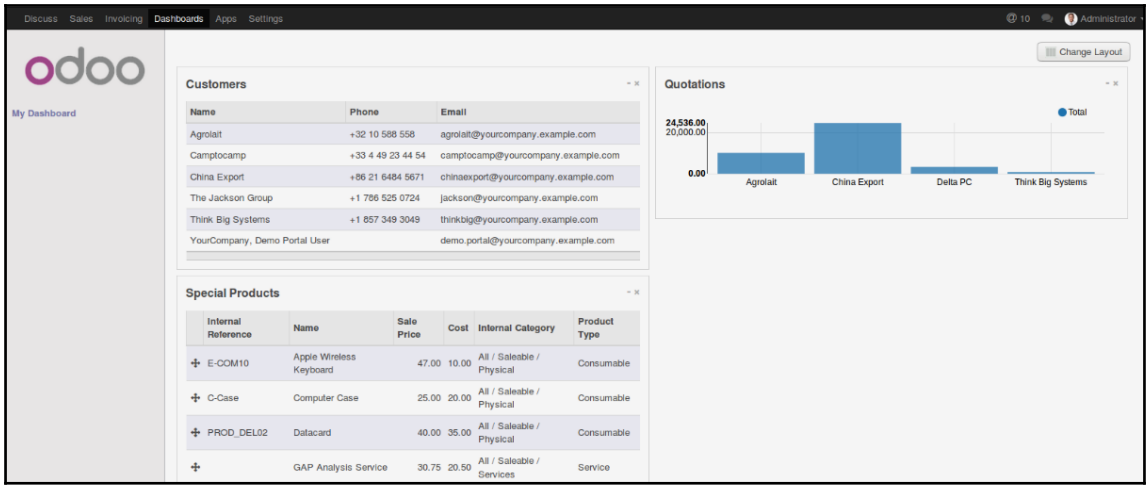
### Special Products

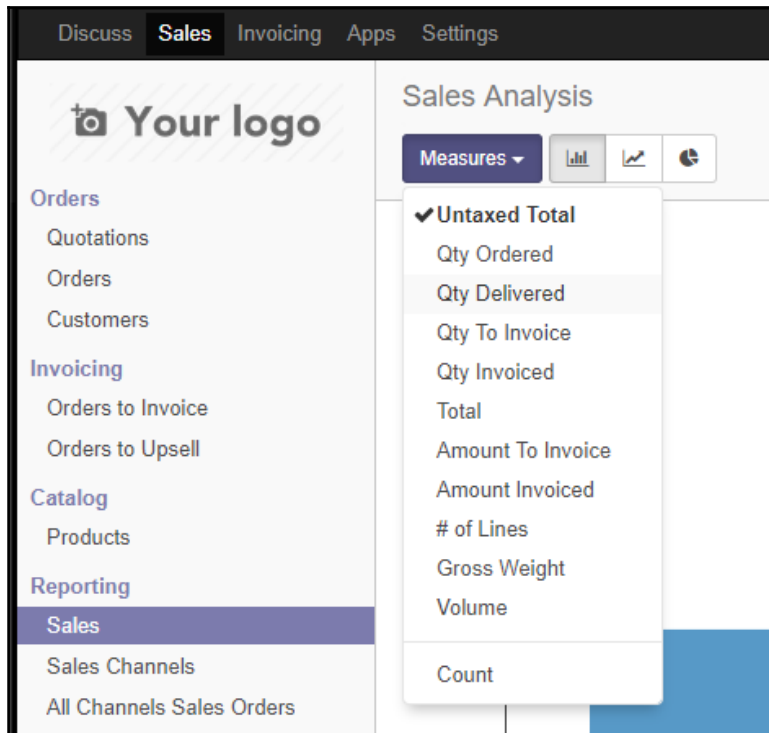
Internal Reference	Name	Sales Price	Cost	Internal Category	Product Type
+ E-COM10	Apple Wireless Keyboard	47.00	10.00	All / Saleable / Physical	Consumable
+	Cleaning	16.50	14.00	All / Saleable / Services	Service
+ C-Case	Computer Case	25.00	20.00	All / Saleable / Physical	Consumable
+ PROD_DEL02	Datacard	40.00	35.00	All / Saleable / Physical	Consumable
+	GAP Analysis Service	30.75	20.50	All / Saleable / Services	Service
+	iPad Retina Display	750.00	0.00	All / Saleable / Physical	Consumable
+	iPod	16.50	0.00	All / Saleable / Physical	Consumable
+ E-COM11	Mouse, Optical	14.00	12.50	All / Saleable / Physical	Consumable
+ M-Wir	Mouse, Wireless	12.50	18.00	All / Saleable / Physical	Consumable
+ SERV_ORDER	Prepaid Consulting	90.00	40.00	All / Saleable / Services	Service
+	Support Services	38.25	25.50	All / Saleable / Services	Service

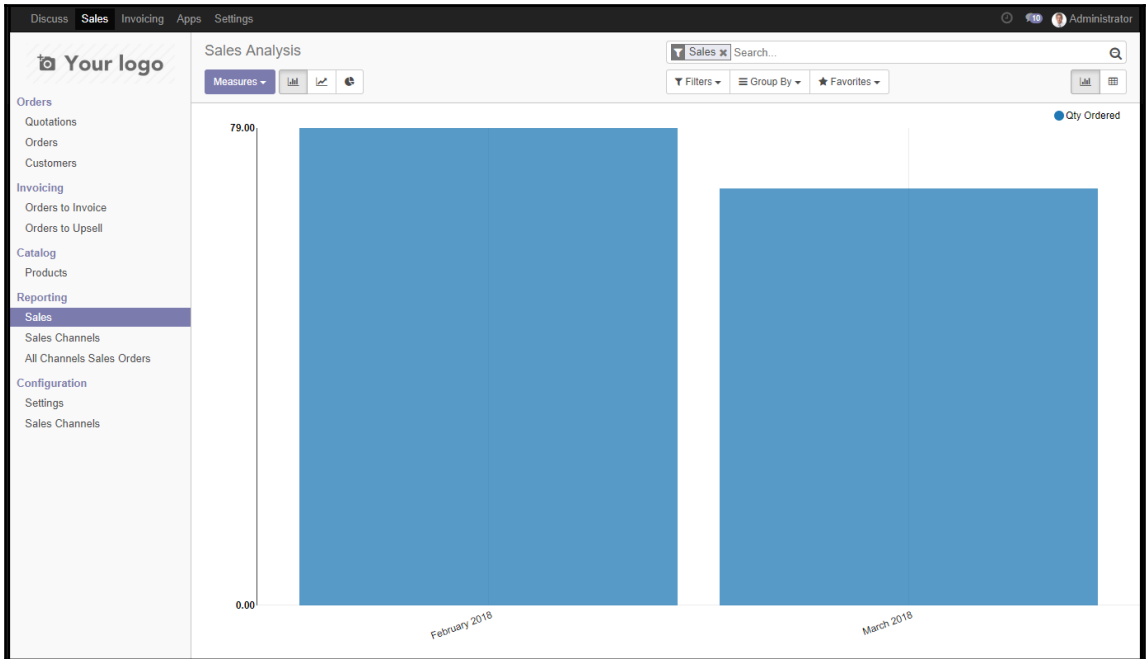
### Edit Layout

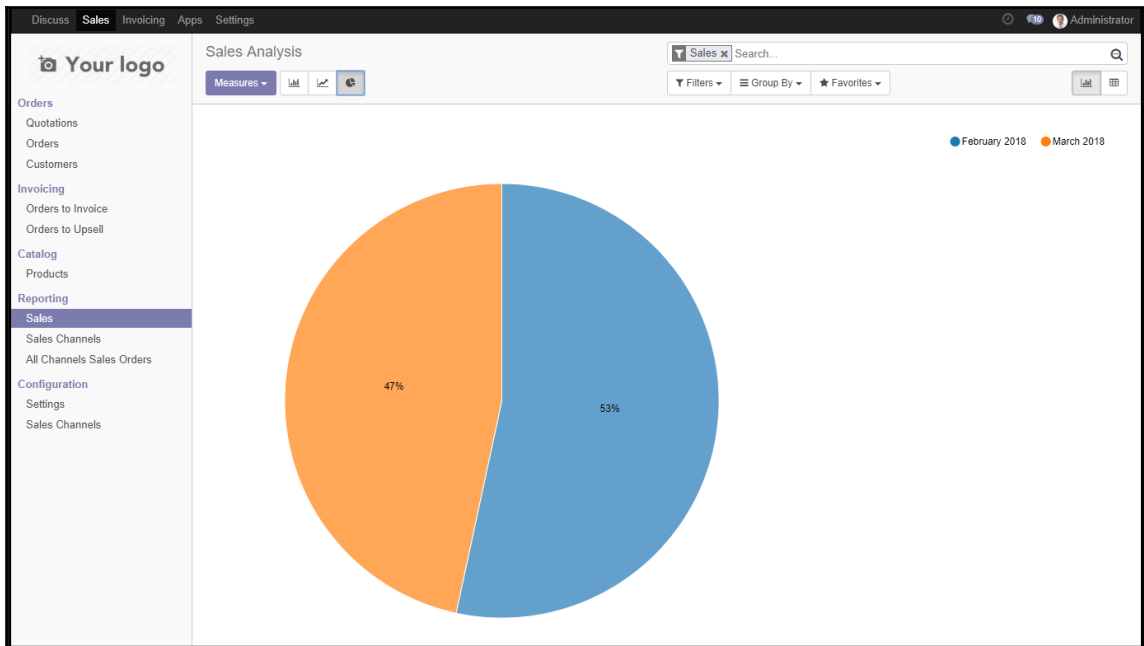
Choose dashboard layout

Ok





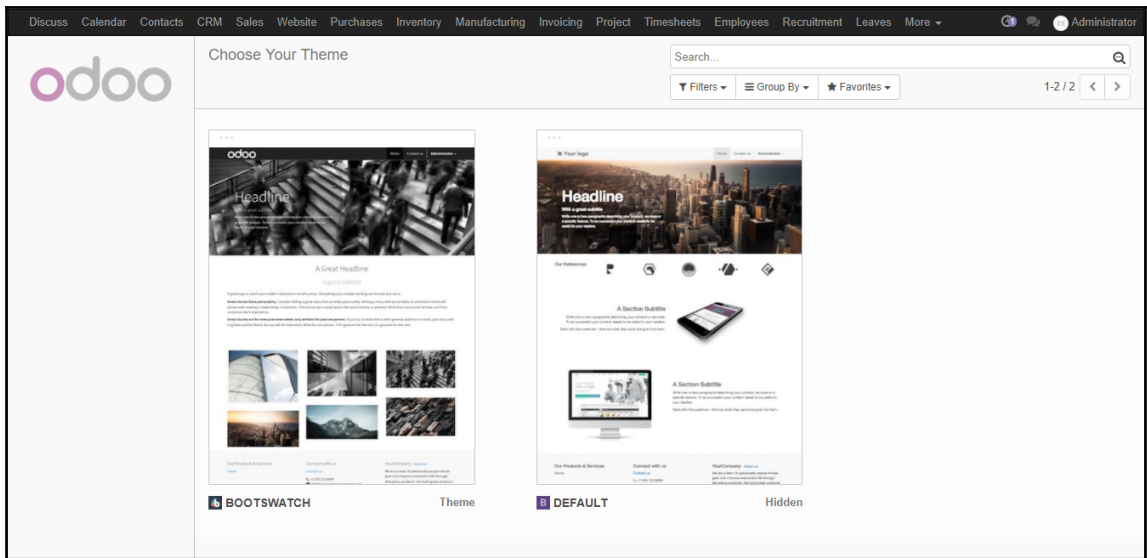
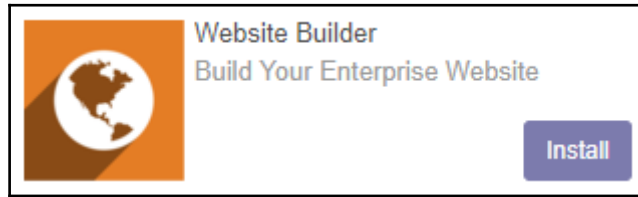


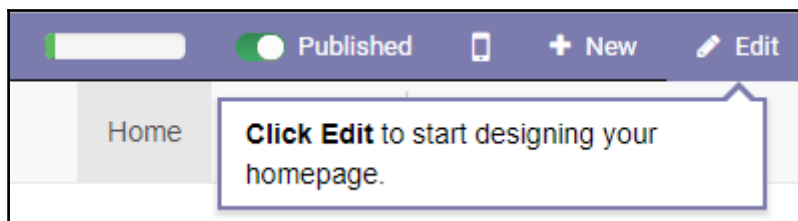
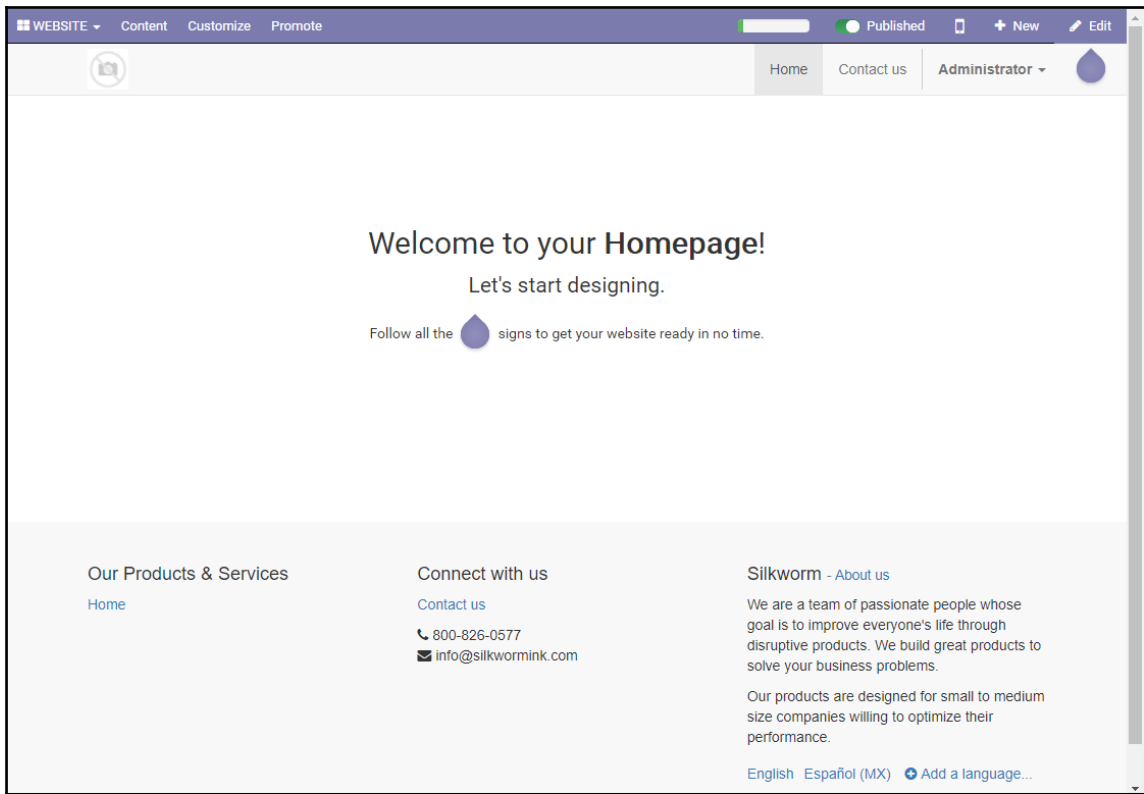


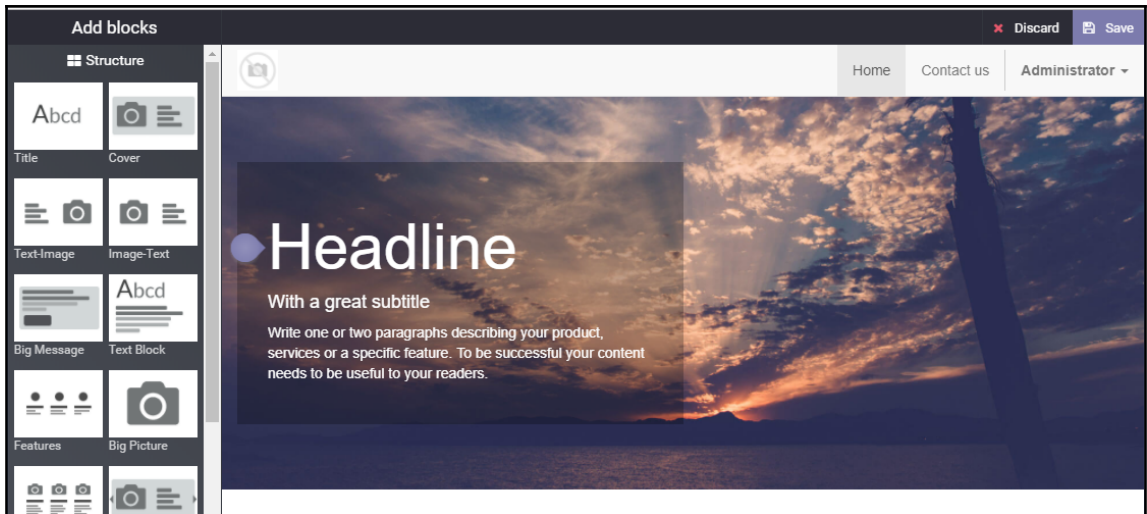
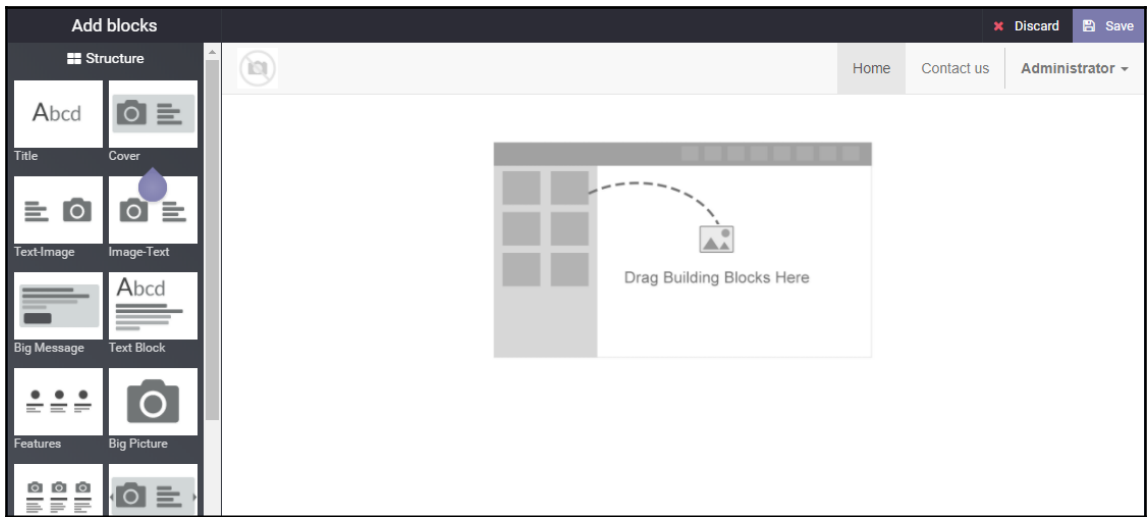
The figure is a table titled "Sales Analysis" within a software interface. It provides a detailed breakdown of sales data. The table includes a "Total" row, a "March 2018" row, and a "Total" row for the month of March. The data is categorized by region: America and Europe. The interface includes a sidebar with navigation options like "Orders", "Invoicing", and "Reporting", and a top navigation bar with "Sales" selected.

	- Total		
	+ America	+ Europe	
	Untaxed Total	Untaxed Total	Untaxed Total
- Total	28,430.34	50,174.15	78,604.49
+ March 2018	28,430.34	50,174.15	78,604.49

# Chapter 11: Building a Website with Odoo

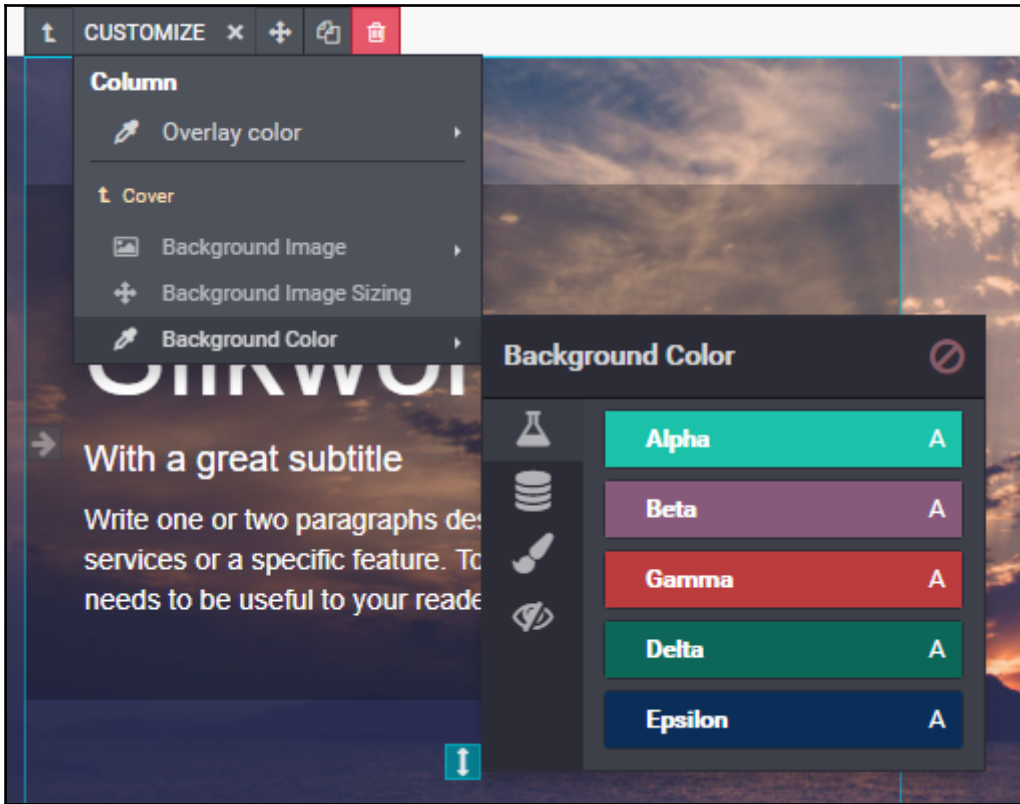




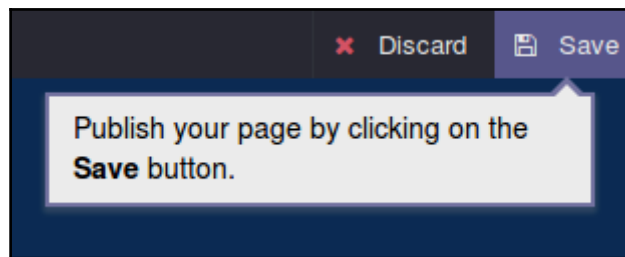
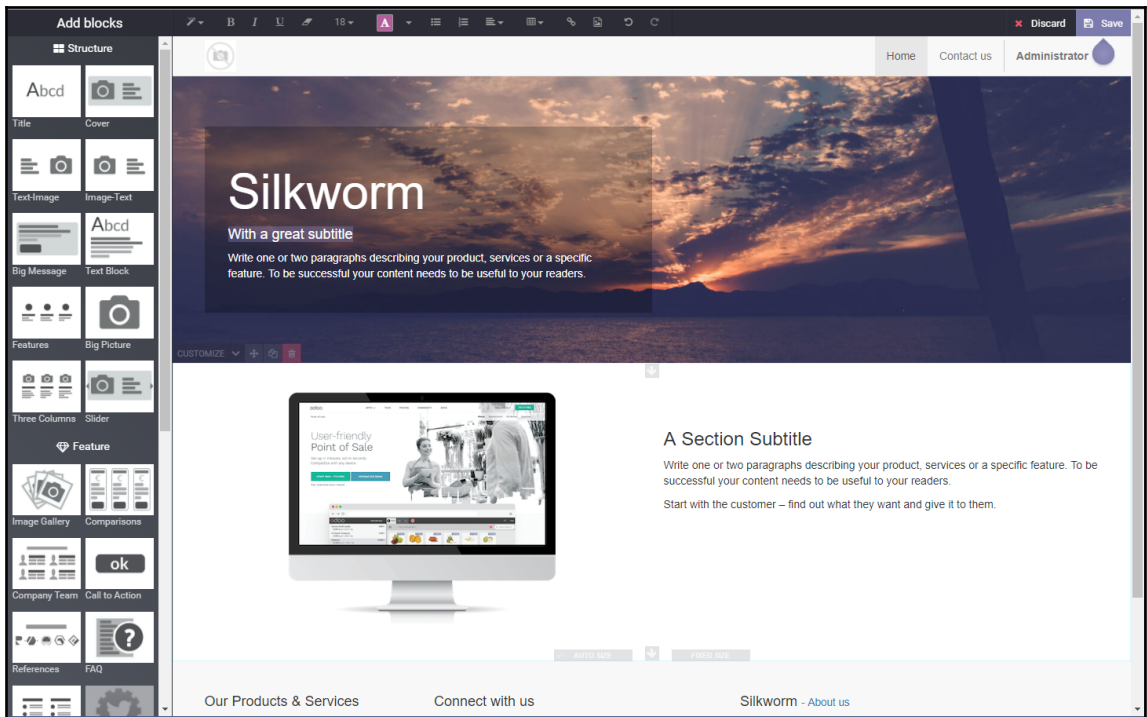


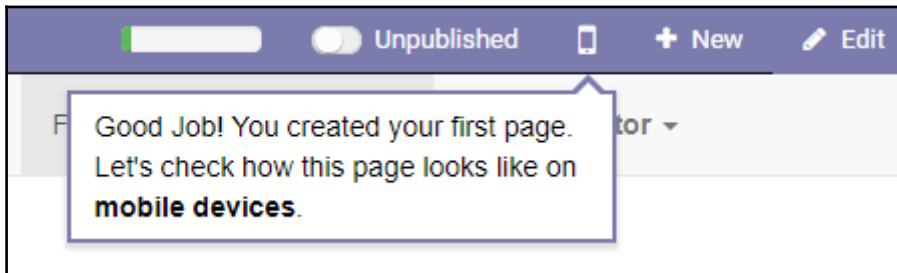
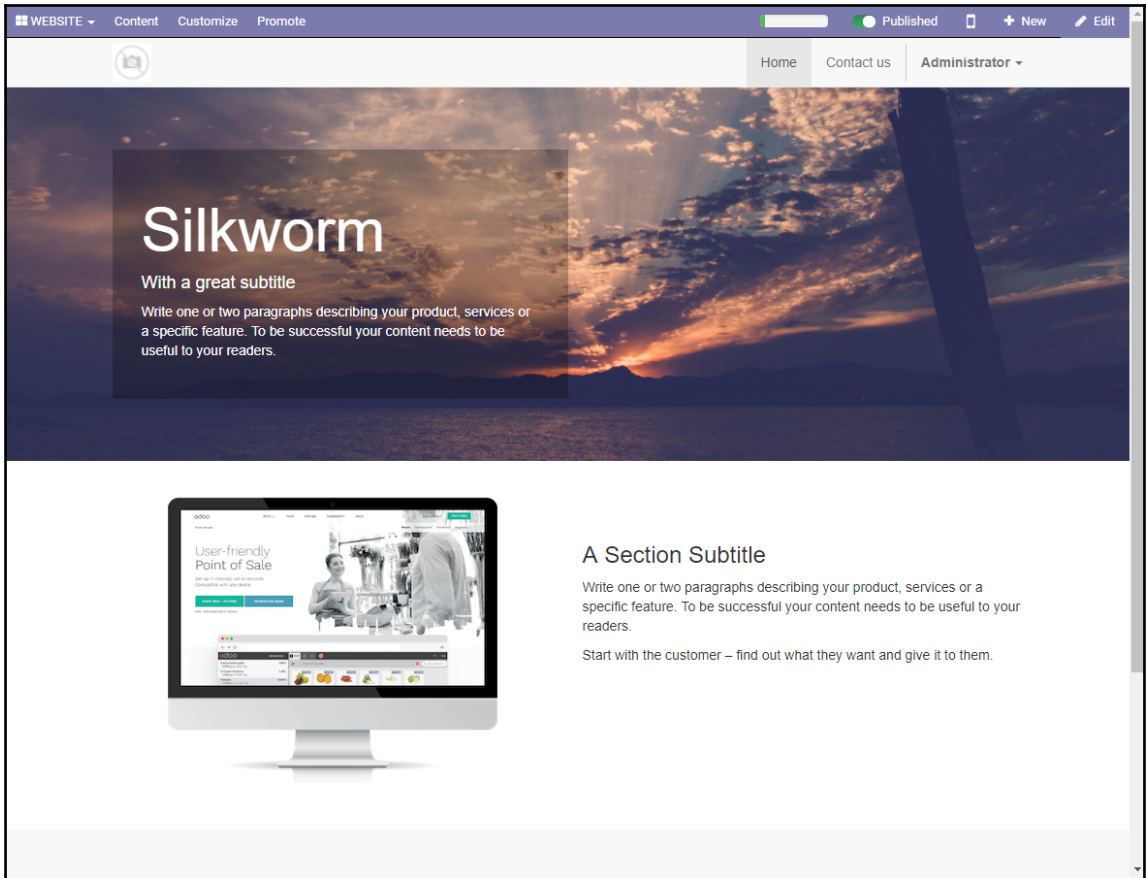


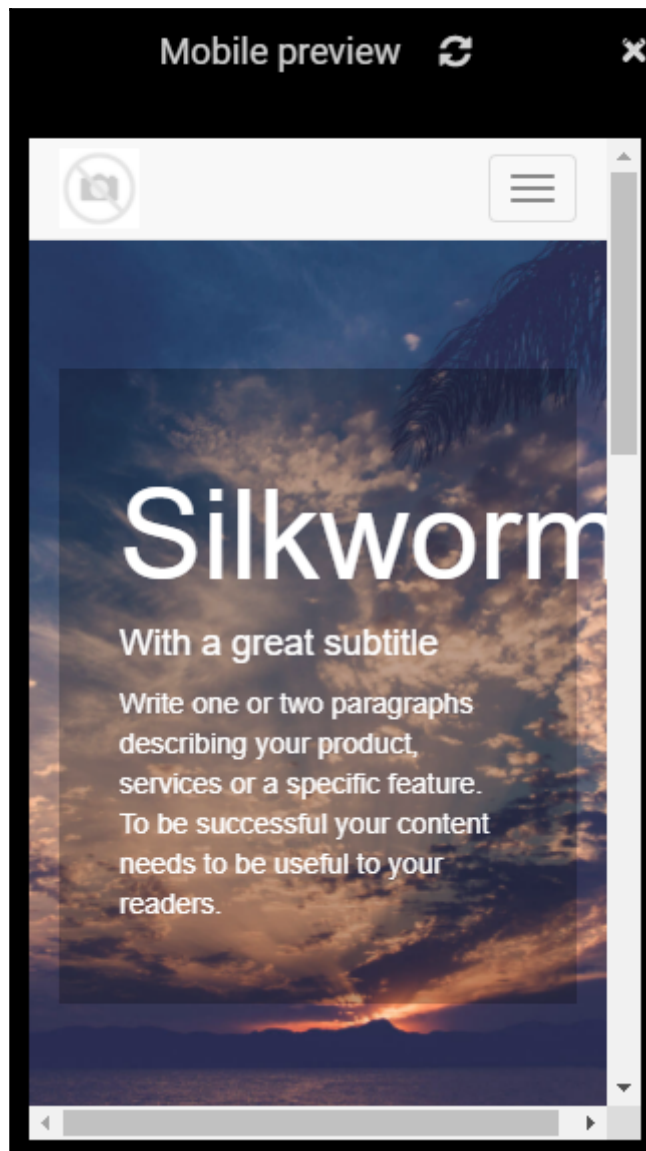


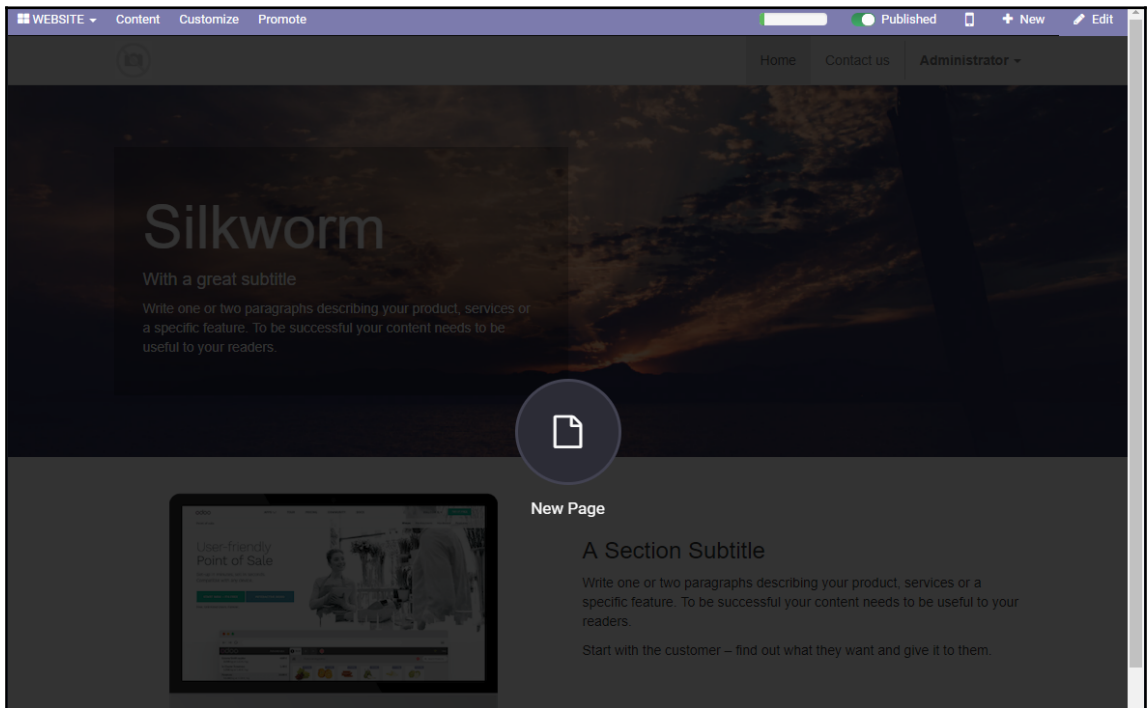
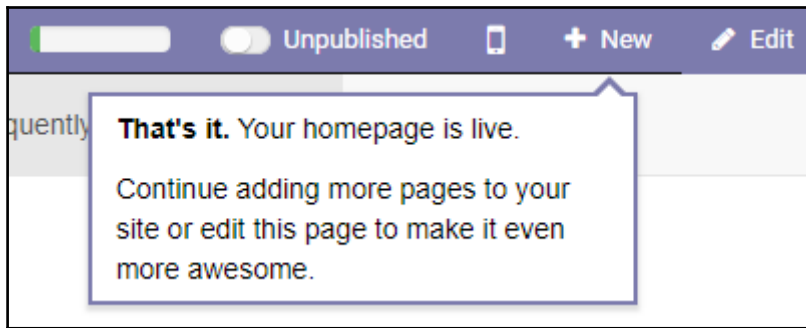












## New Page ✕

**Page Title:**

Add page in menu

**Continue**

## Frequently Asked Questions

↑ CUSTOMIZE ▾ + 🗑

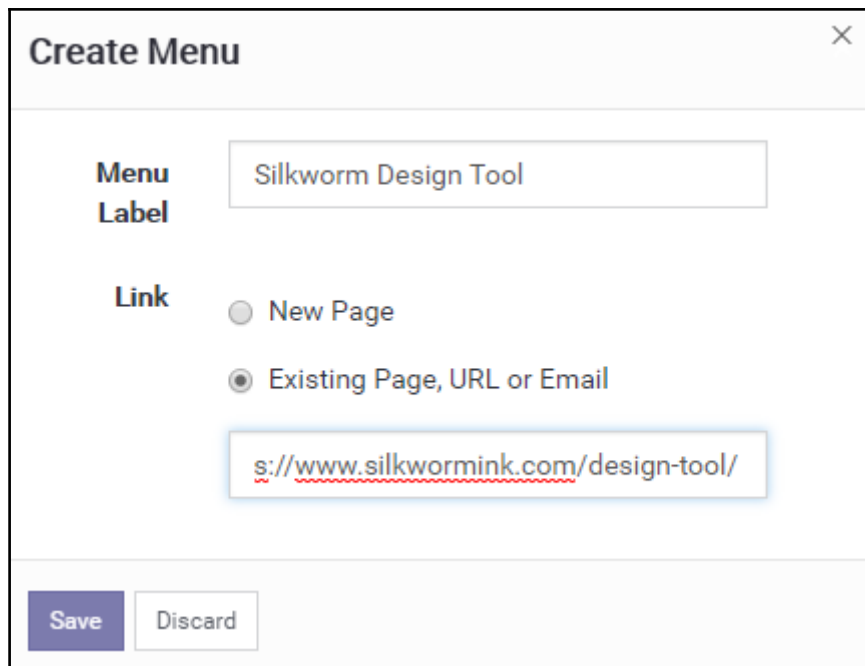
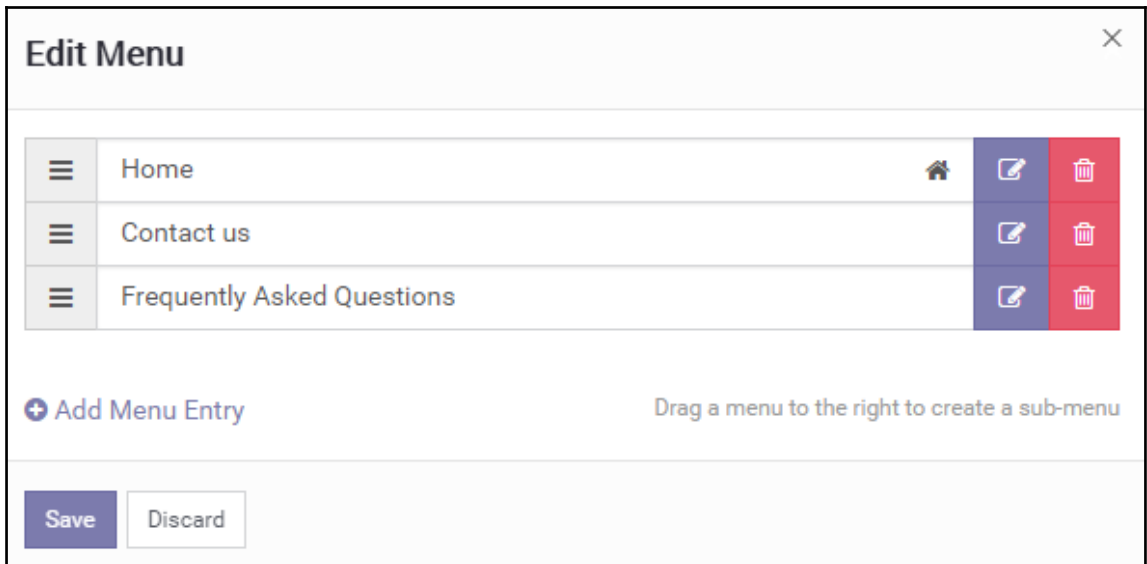
What is Silkworm?

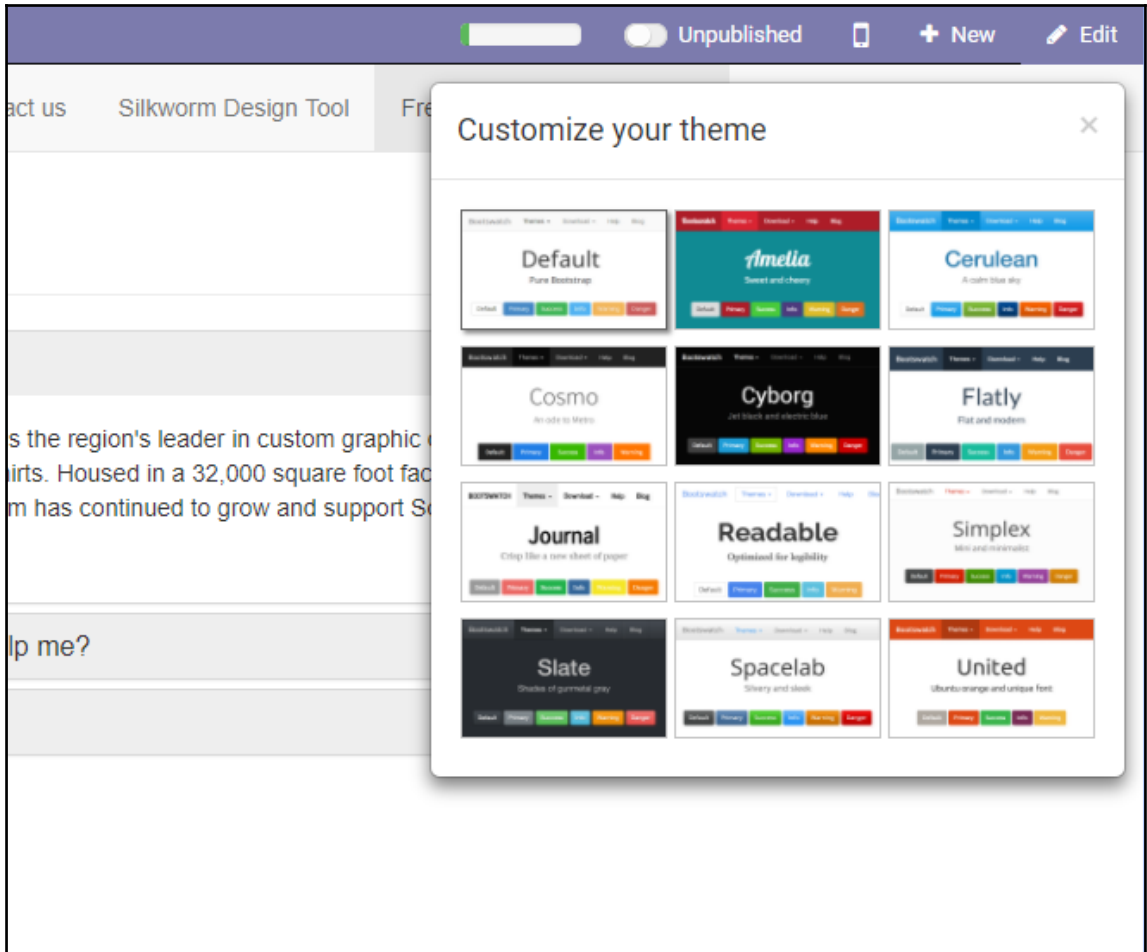
Founded in 1981 by our President, Bob Chambers, Silkworm is the region's leader in custom graphic design, promotional products, embroidered apparel, banners, signage, awards, and of course, printed t-shirts. Housed in a 32,000 square foot facility and equipped with state of the art presses, machinery and 65 dedicated team members, Silkworm has continued to grow and support Southern Illinois through jobs and commitment to the communities we serve.

I'm a new business and don't have a logo. Can you help me?

Do You Provide the Designs?







Home Contact us Silkworm Design Tool Frequently Asked Questions Administrator

# Frequently Asked Questions

What is Silkworm?

Founded in 1981 by our President, Bob Chambers, Silkworm is the region's leader in custom graphic design, promotional products, embroidered apparel, banners, signage, awards, and of course, printed t-shirts. Housed in a 32,000 square foot facility and equipped with state of the art presses, machinery and 65 dedicated team members, Silkworm has continued to grow and support Southern Illinois through jobs and commitment to the communities we serve.

I'm a new business and don't have a logo. Can you help me?

Do You Provide the Designs?

**Promote Page** Get this page efficiently referenced in search engines to attract more visitors.

**Page Title**

**Description**

**Preview** how your page will be listed on Google

Frequently Asked Questions | My Website  
<http://localhost:8069/frequently-asked-questions>  
[ The description will be generated by google unless you specify one ]

**Define Keywords** describing your page content

<input type="text" value="Keyword"/>	English	<input type="button" value="Add"/>
--------------------------------------	---------	------------------------------------

### Define Keywords describing your page content

#### Suggested

Most searched topics related to your keywords, ordered by importance:

- design
- printing
- template
- maker
- design template
- dress
- lyrics
- printing near me
- quilt

Legend:

### Promote Page Get this page efficiently referenced in search engines to attract more visitors.

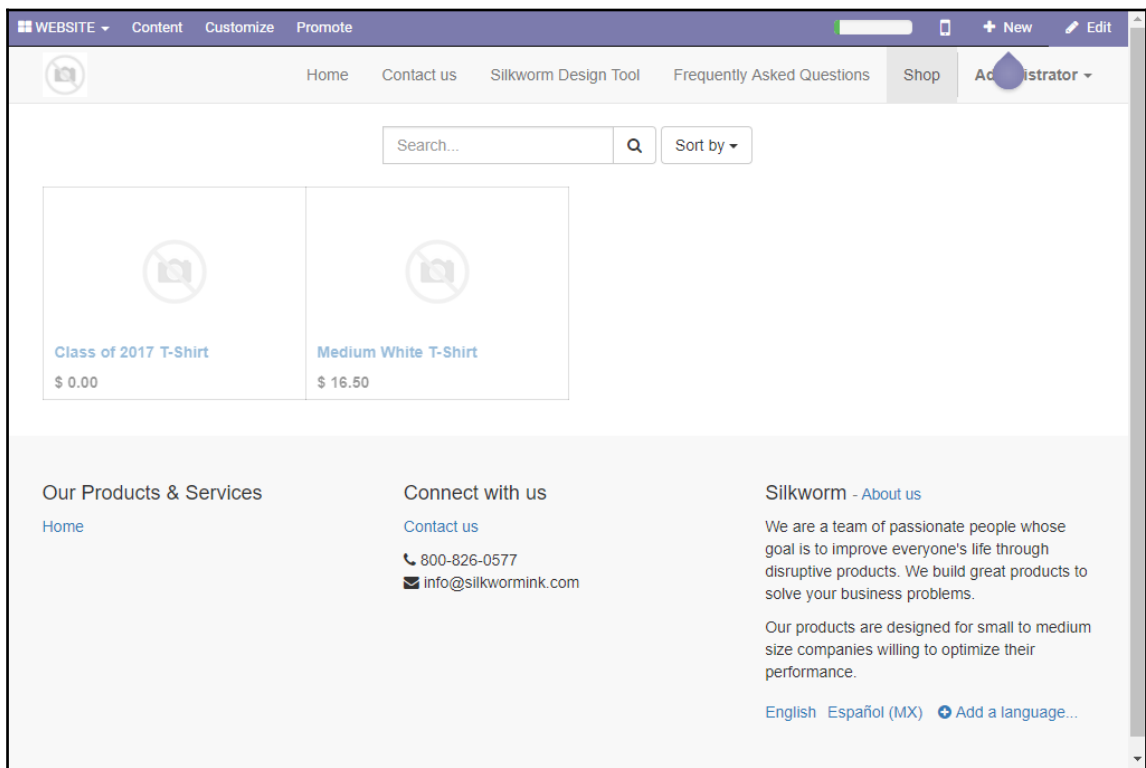
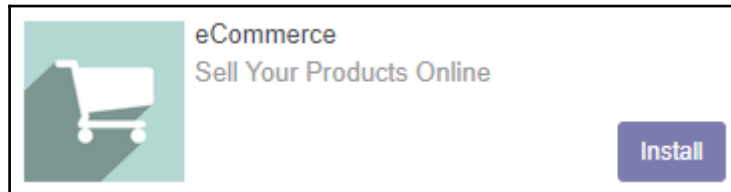
**Page Title**

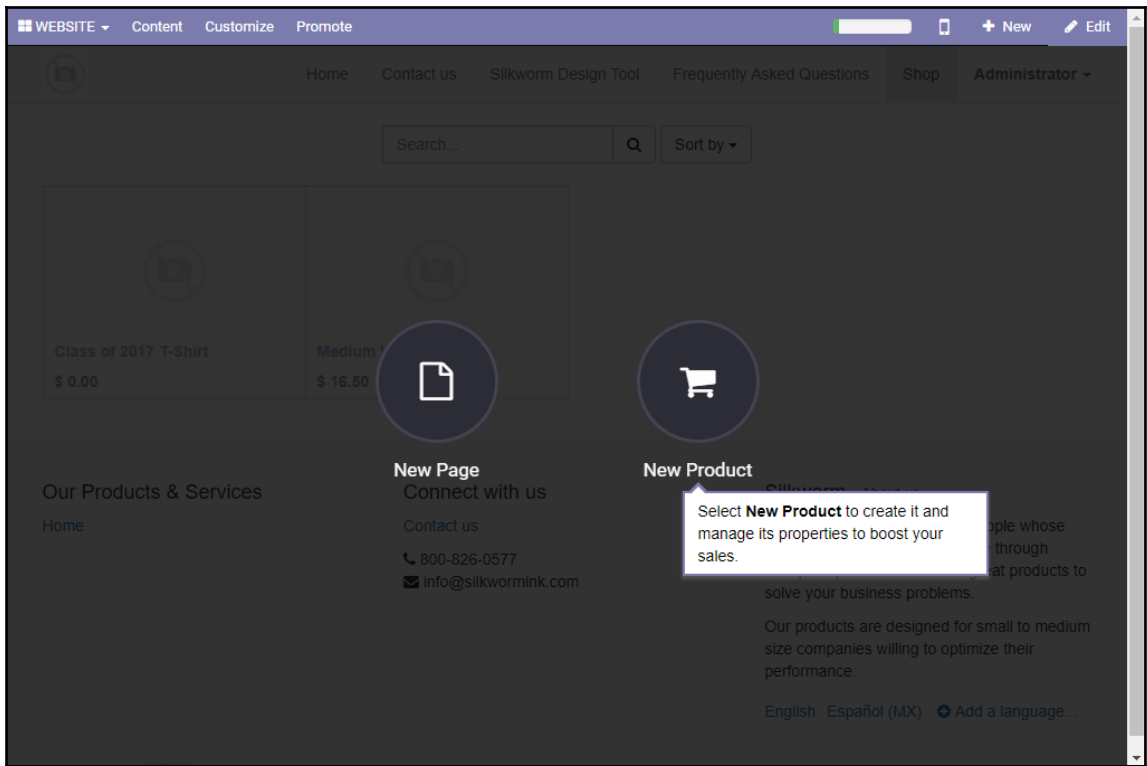
**Description**

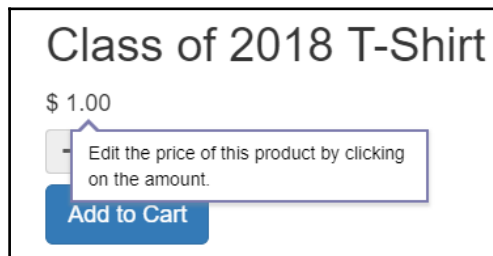
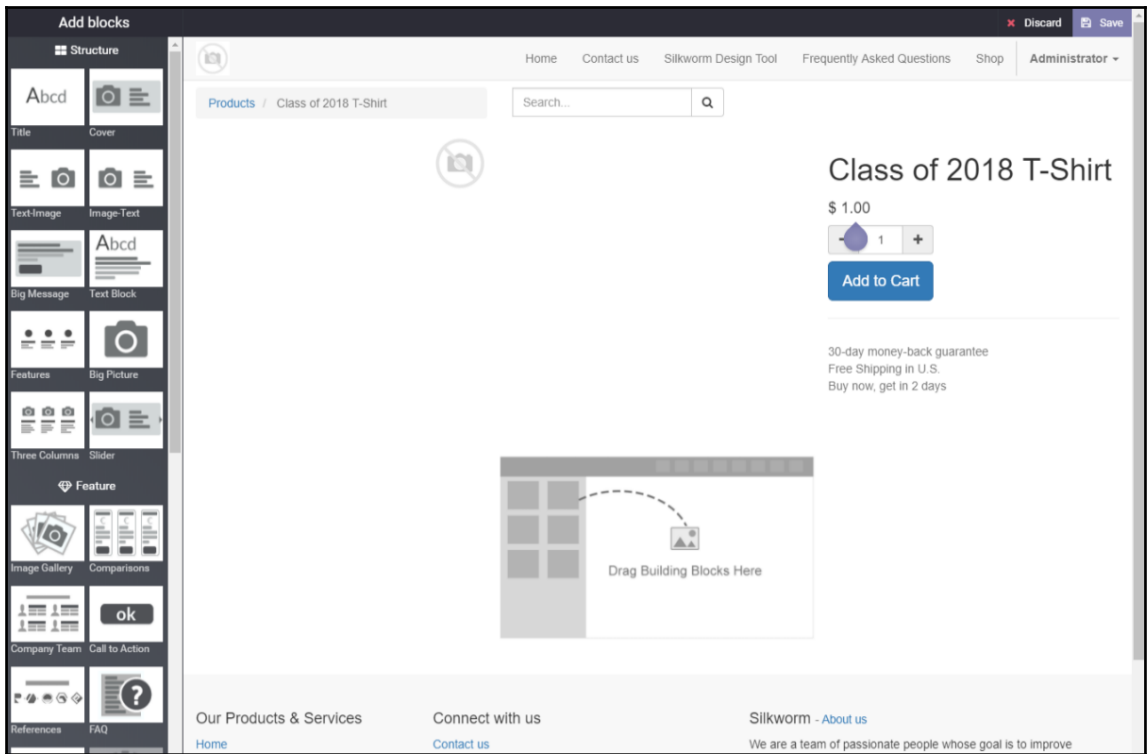
**Preview** how your page will be listed on Google

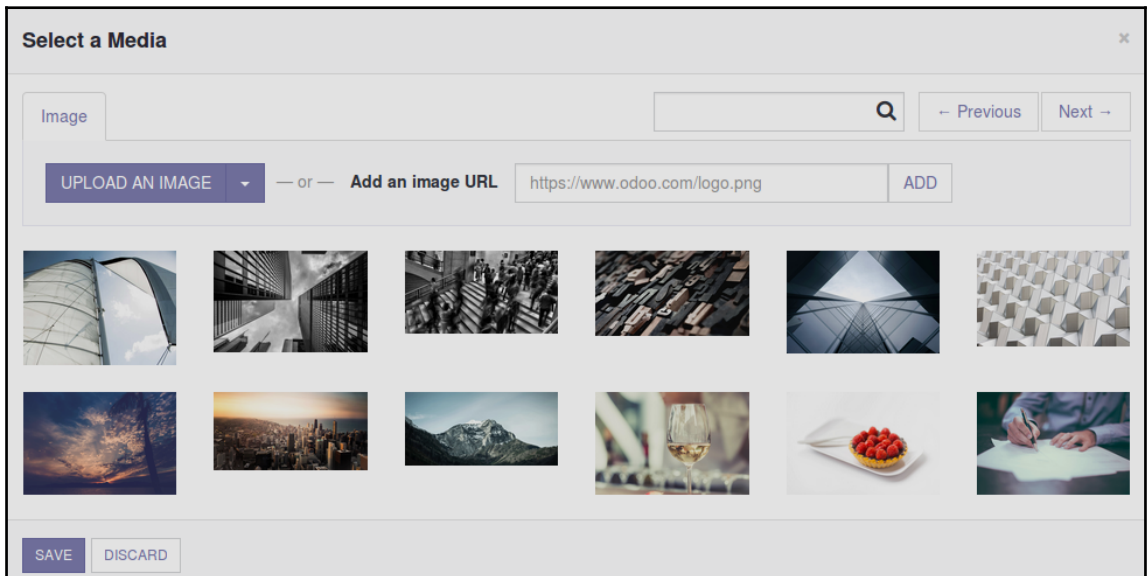
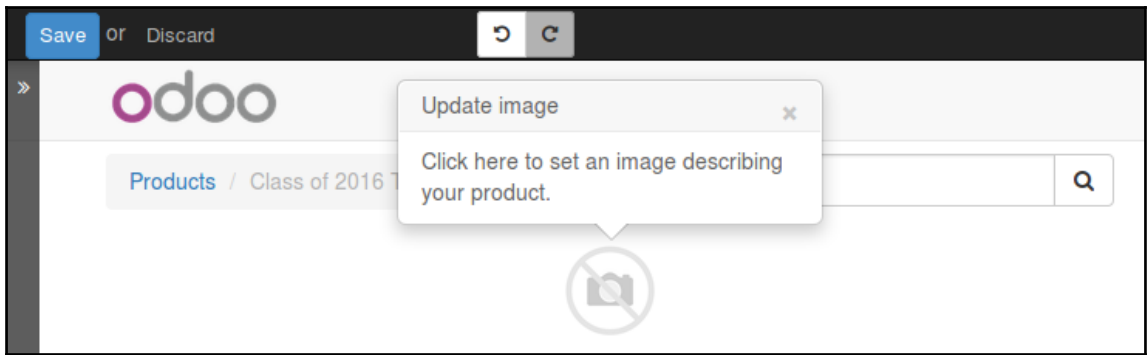
**Silkworm Inc. - Custom Design Printing**  
<http://localhost:8069/frequently-asked-questions>  
Do you have questions about Silkworm? Here is a list of our most frequently asked questions. We would love to hear from you. Contact us today!

# Chapter 12: Implementing E-Commerce with Odoo

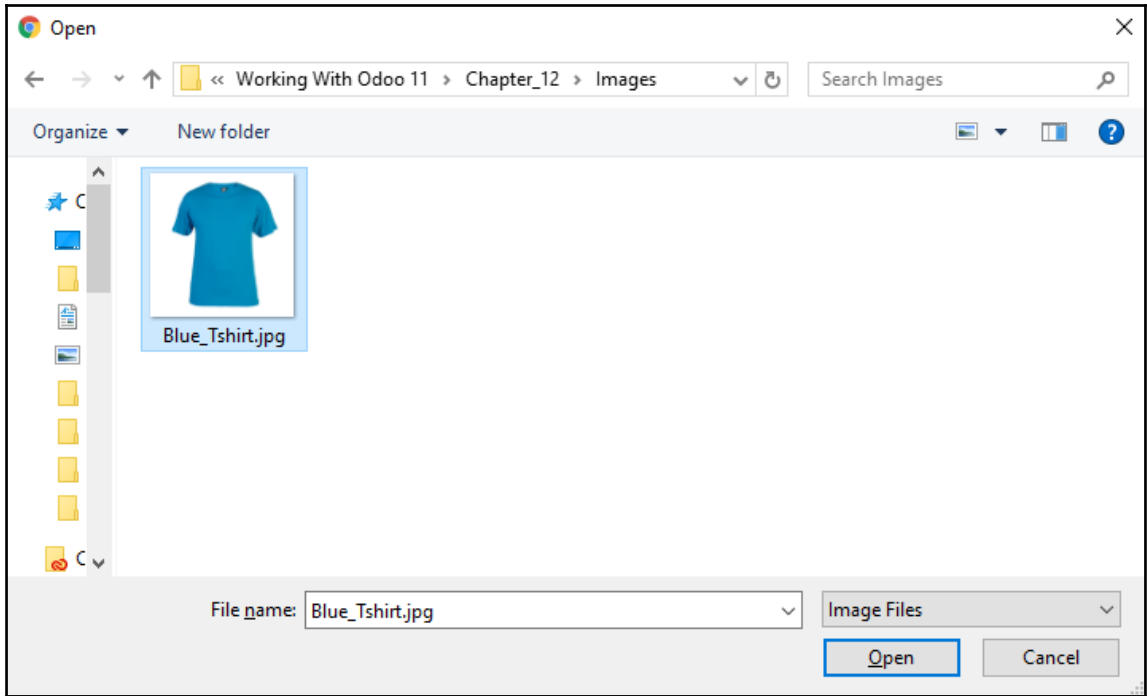


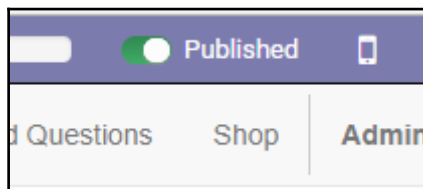
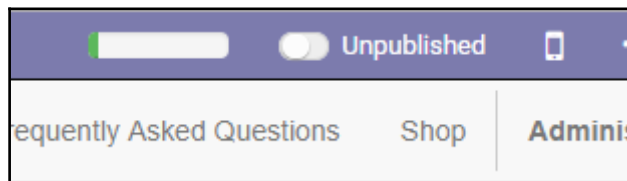
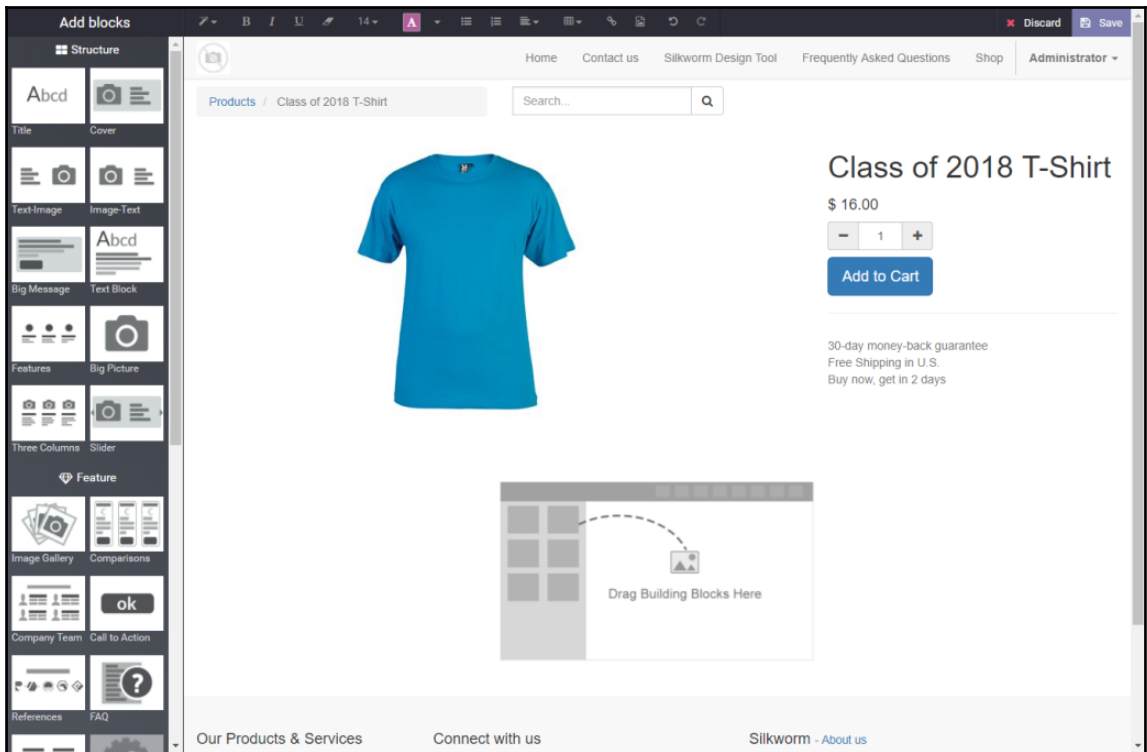


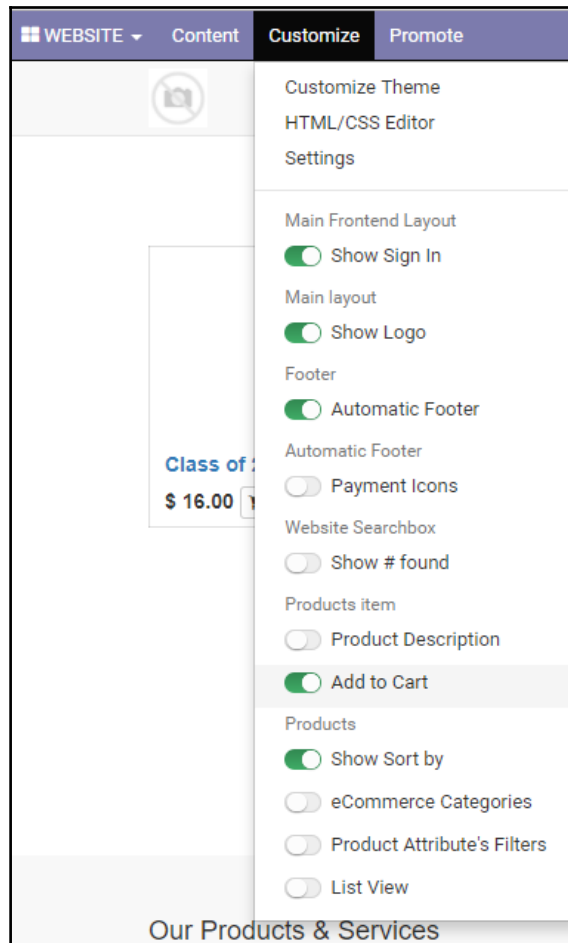


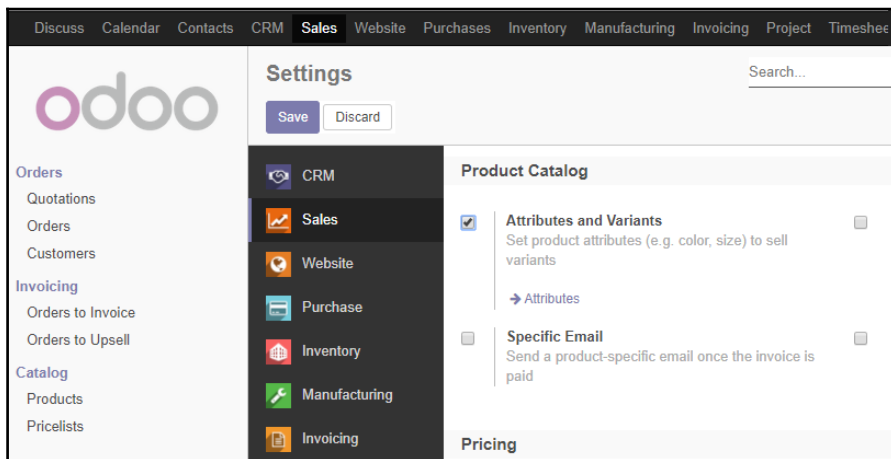
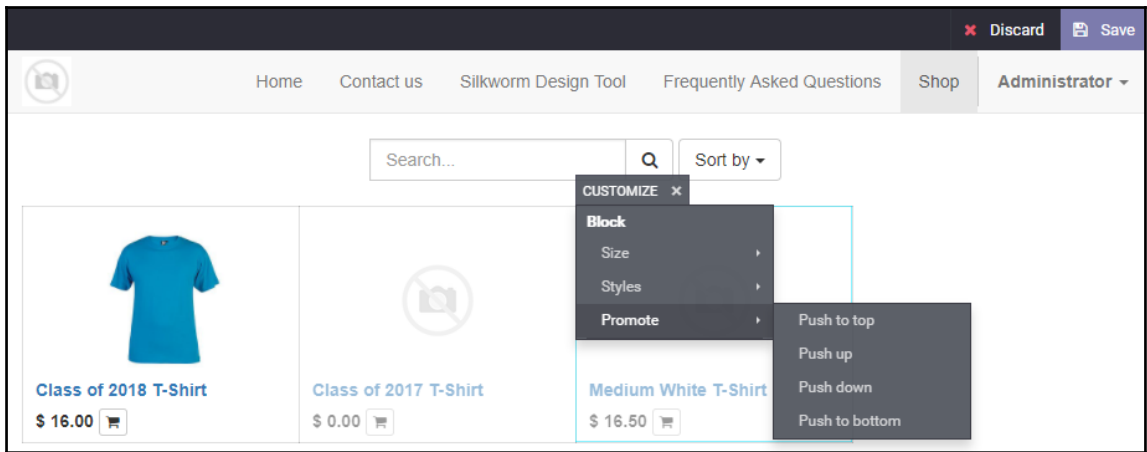















## Class of 2018 T-Shirt


- Can be Sold
- Can be Purchased

Published On Website	Product Moves	0 Sales
0 Purchases	0 Bill of Materials	0 Manufacturing
Active		

General Information   **Variants**   Sales   Purchase   Inventory   Invoicing   Notes

Attribute	Attribute Values

Warning: adding or deleting attributes will delete and recreate existing variants and lead to the loss of their possible customizations.



## Class of 2018 T-Shirt

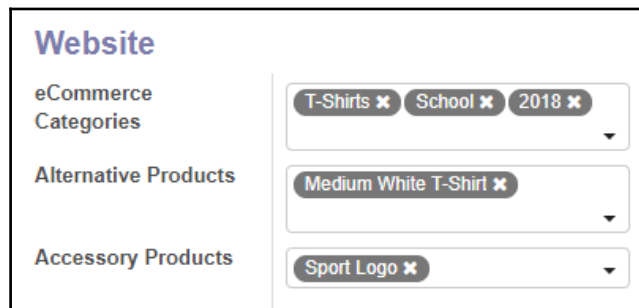
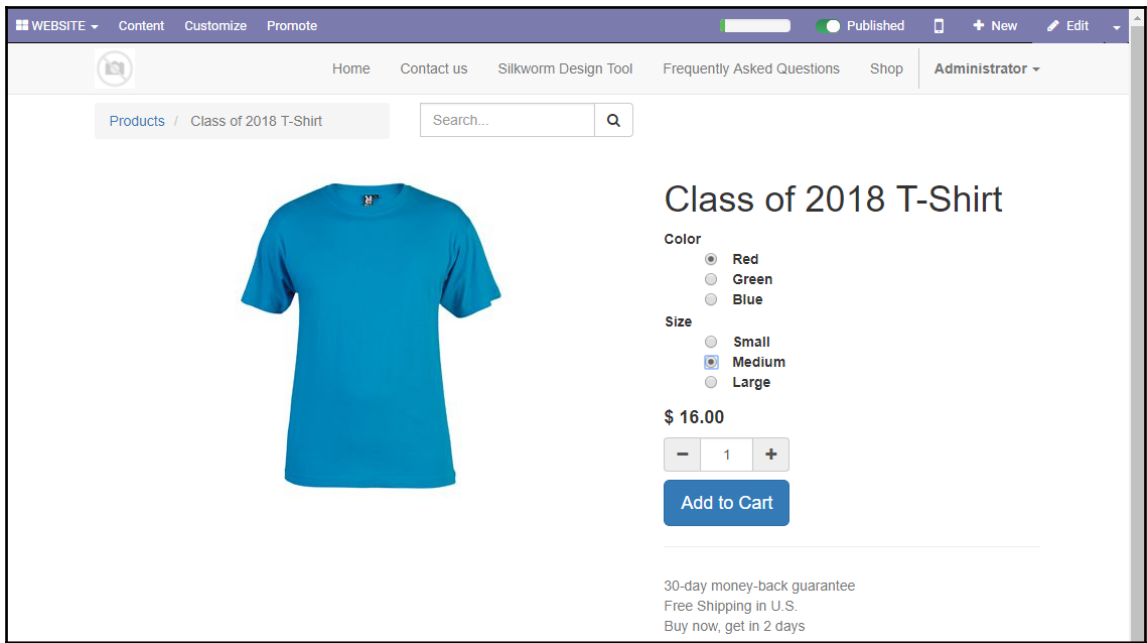
- Can be Sold
- Can be Purchased

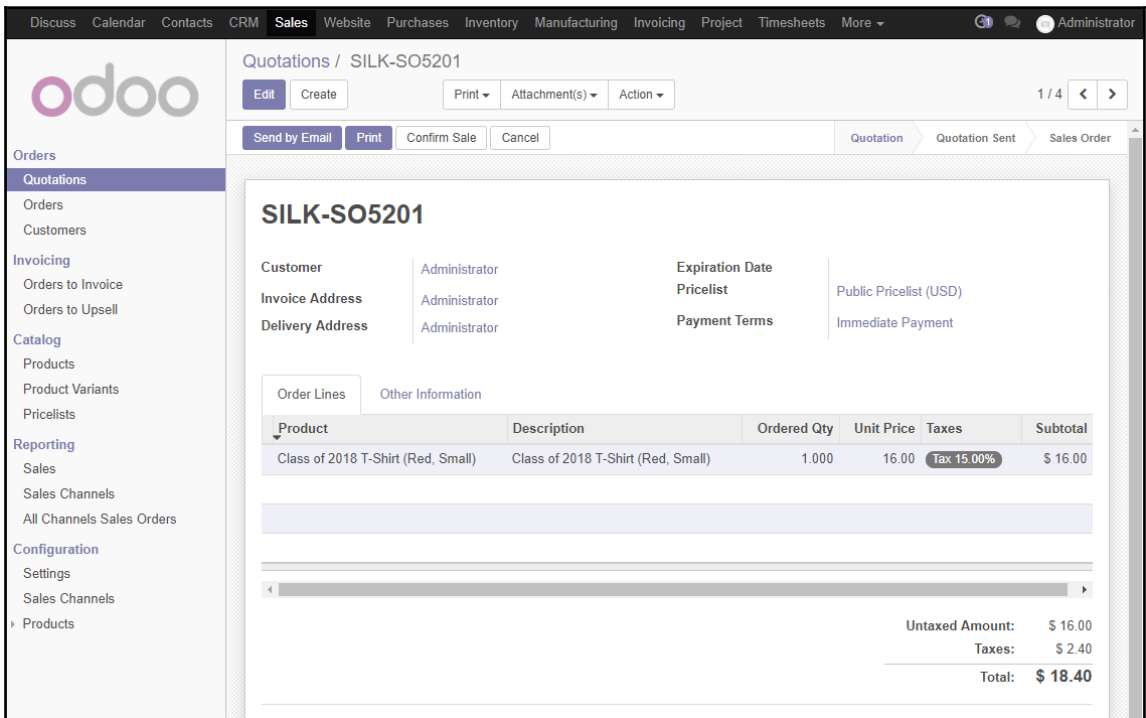
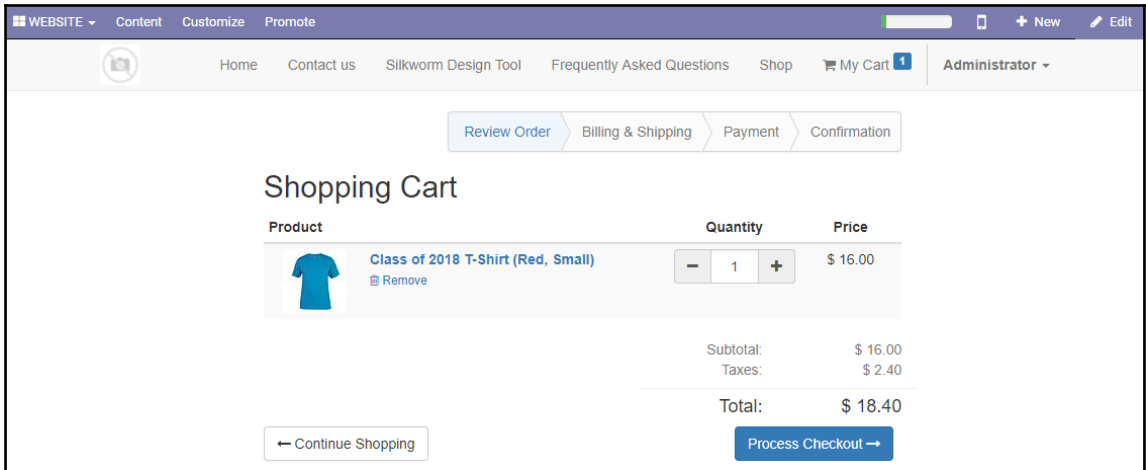
Published On Website	9 Variants	Product Moves
0 Sales	0 Purchases	0 Bill of Materials
More		

General Information   **Variants**   Sales   Purchase   Inventory   Invoicing   Notes

Attribute	Attribute Values
Color	<span style="background-color: #ccc; border: 1px solid #ccc; border-radius: 4px; padding: 2px 5px;">Color: Red</span> <span style="background-color: #ccc; border: 1px solid #ccc; border-radius: 4px; padding: 2px 5px; margin-left: 5px;">Color: Green</span> <span style="background-color: #ccc; border: 1px solid #ccc; border-radius: 4px; padding: 2px 5px; margin-left: 5px;">Color: Blue</span>
Size	<span style="background-color: #ccc; border: 1px solid #ccc; border-radius: 4px; padding: 2px 5px;">Size: Small</span> <span style="background-color: #ccc; border: 1px solid #ccc; border-radius: 4px; padding: 2px 5px; margin-left: 5px;">Size: Medium</span> <span style="background-color: #ccc; border: 1px solid #ccc; border-radius: 4px; padding: 2px 5px; margin-left: 5px;">Size: Large</span>

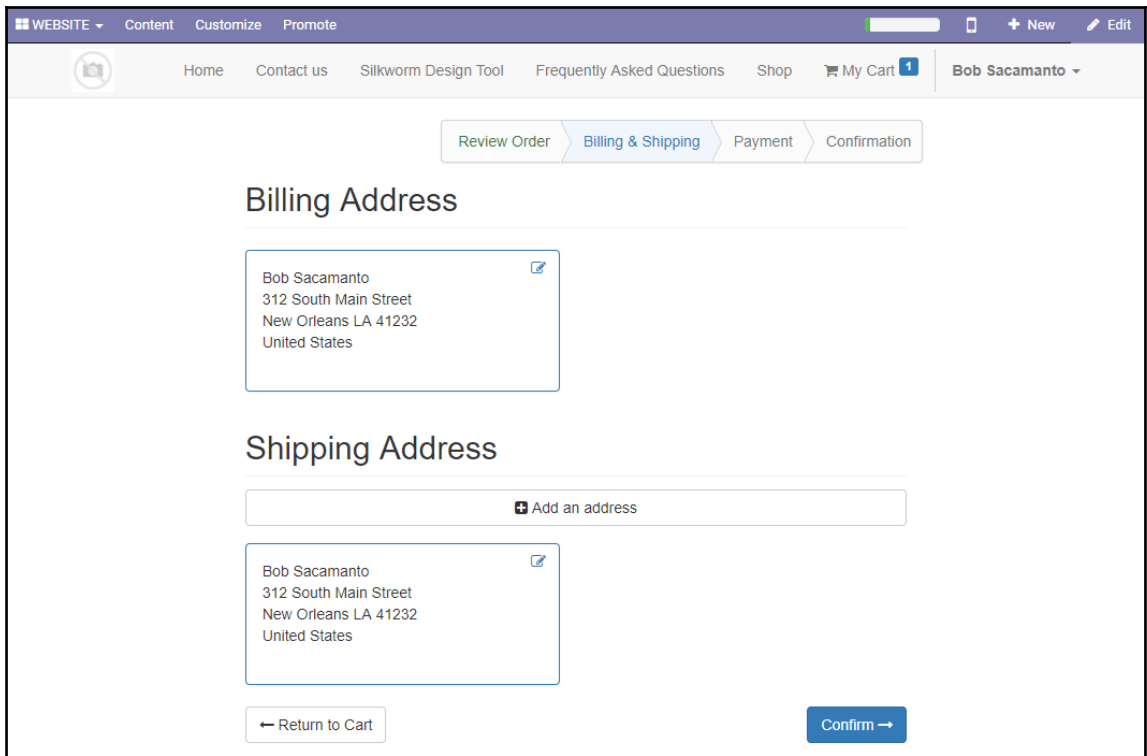
Warning: adding or deleting attributes will delete and recreate existing variants and lead to the loss of their possible customizations.





The screenshot shows a web checkout interface. At the top, there is a navigation bar with 'WEBSITE' and menu items: 'Content', 'Customize', 'Promote'. On the right, there are icons for mobile, '+ New', and 'Edit'. Below this is a secondary navigation bar with 'Home', 'Contact us', 'Silkworm Design Tool', 'Frequently Asked Questions', 'Shop', 'My Cart' (with a '1' badge), and 'Administrator'. A progress bar below the navigation shows four steps: 'Review Order', 'Billing & Shipping' (highlighted), 'Payment', and 'Confirmation'. The main heading is 'Your Address'. The form contains the following fields: 'Name' (text input with 'Bob Sacamanto'), 'Email' (text input with 'bob@vandaleyindustries.com') and 'Phone' (text input with '111-222-3333'), 'Street and Number' (text input with '312 South Main Street'), 'Street 2' (empty text input), 'City' (text input with 'New Orleans') and 'Zip Code' (text input with '41232'), 'Country' (dropdown menu with 'United States') and 'State / Province' (dropdown menu with 'Louisiana'). At the bottom of the form are two buttons: '← Back' and 'Next →'.






WEBSITE Content Customize Promote

Home Contact us Silkworm Design Tool Frequently Asked Questions Shop My Cart 1 Bob Sacamanto

Review Order Billing & Shipping **Payment** Confirmation

### Confirm Order


Product	Quantity	Price
 Class of 2018 T-Shirt (Red, Small)	1.0	\$ 16.00

Subtotal: \$ 16.00  
Taxes: \$ 2.40  
**Total: \$ 18.40**

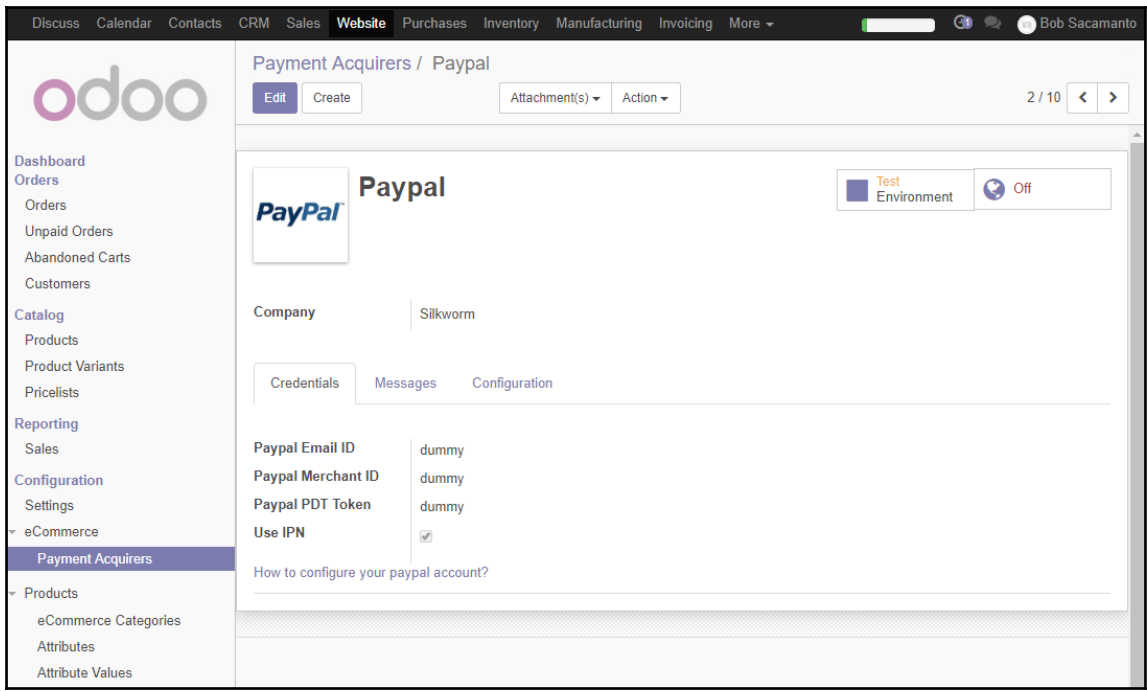
Pay with

Wire Transfer


**Pay Now**




 Paypal Payment Acquirer  
Payment Acquirer: Paypal  
Implementation

**Install**



# Chapter 13: Customizing Odoo for Your Business

  
**Share the Love**  
Help us spread the word: Share Odoo's  
awesomeness with your friends!

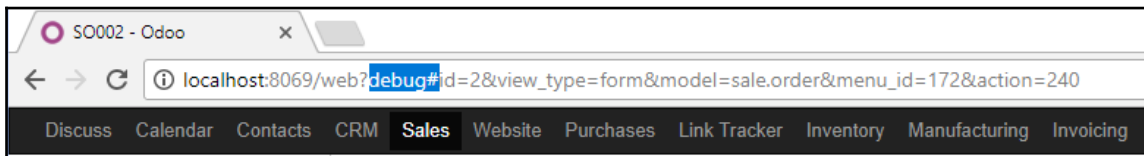
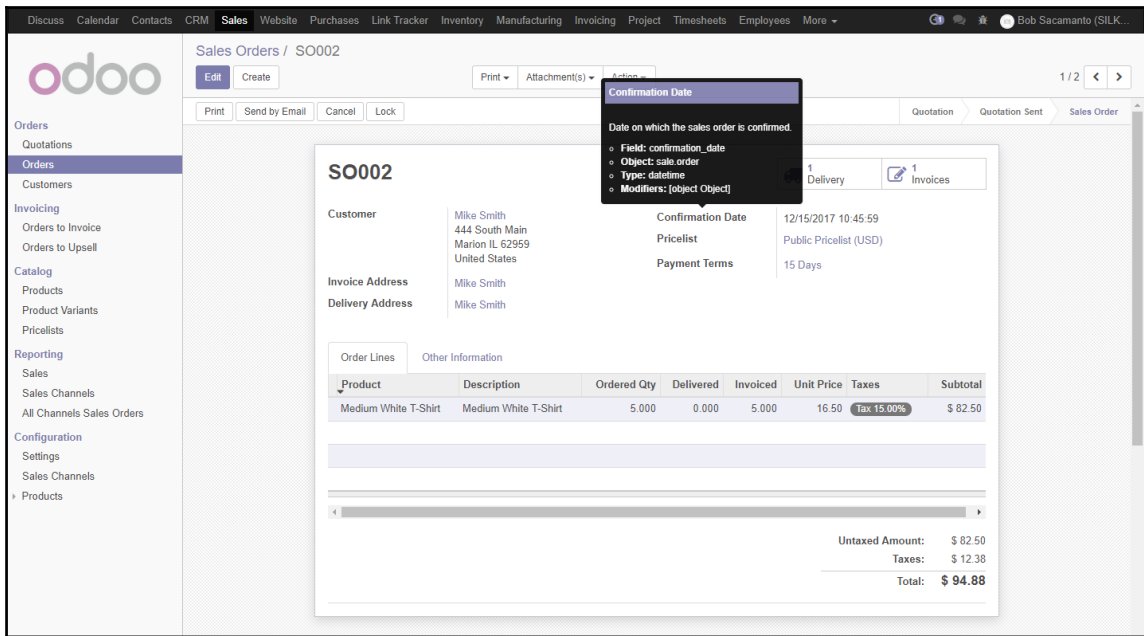


---

**Odoo 11.0-20171023 (Community Edition)**  
Copyright © 2004-2016 [Odoo S.A.](#) [GNU LGPL Licensed](#)

---

[Activate the developer mode](#)  
[Activate the developer mode \(with assets\)](#)





The screenshot shows the Odoo Models list view. The top navigation bar includes links for Discuss, Calendar, Contacts, CRM, Sales, Website, Purchases, Link Tracker, Inventory, Manufacturing, Invoicing, Project, Timesheets, Employees, and More. The user is identified as Bob Sacramento (SILK...). The main header contains the Odoo logo, 'Models' title, a search bar, and buttons for 'Create' and 'Import'. Below the header are filters and pagination controls showing '1-80 / 369' items.

Model	Model Description	Type	Transient Model
<input type="checkbox"/> account.analytic.account	Analytic Account	Base Object	<input type="checkbox"/>
<input type="checkbox"/> hr.applicant	Applicant	Base Object	<input type="checkbox"/>
<input type="checkbox"/> account.bank.statement	Bank Statement	Base Object	<input type="checkbox"/>
<input type="checkbox"/> mrp.bom	Bill of Material	Base Object	<input type="checkbox"/>
<input type="checkbox"/> res.partner	Contact	Base Object	<input type="checkbox"/>
<input type="checkbox"/> mail.channel	Discussion channel	Base Object	<input type="checkbox"/>
<input type="checkbox"/> mail.thread	Email Thread	Base Object	<input type="checkbox"/>
<input type="checkbox"/> hr.employee	Employee	Base Object	<input type="checkbox"/>
<input type="checkbox"/> calendar.event	Event	Base Object	<input type="checkbox"/>
<input type="checkbox"/> hr.department	HR Department	Base Object	<input type="checkbox"/>
<input type="checkbox"/> account.invoice	Invoice	Base Object	<input type="checkbox"/>
<input type="checkbox"/> hr.job	Job Position	Base Object	<input type="checkbox"/>
<input type="checkbox"/> crm.lead	Lead/Opportunity	Base Object	<input type="checkbox"/>
<input type="checkbox"/> hr.holidays	Leave	Base Object	<input type="checkbox"/>
<input type="checkbox"/> stock.production.lot	Lot/Serial	Base Object	<input type="checkbox"/>
<input type="checkbox"/> mrp.production	Manufacturing Order	Base Object	<input type="checkbox"/>
<input type="checkbox"/> account.payment	Payments	Base Object	<input type="checkbox"/>
<input type="checkbox"/> product.product	Product	Base Object	<input type="checkbox"/>
<input type="checkbox"/> product.template	Product Template	Base Object	<input type="checkbox"/>
<input type="checkbox"/> project.project	Project	Base Object	<input type="checkbox"/>

The screenshot shows the Odoo Models list view filtered to show only models related to sales orders. The search bar contains the text 'Model sale order'. The table displays two models:

Model	Model Description	Type	Transient Model
<input type="checkbox"/> sale.order	Quotation	Base Object	<input type="checkbox"/>
<input type="checkbox"/> sale.order.line	Sales Order Line	Base Object	<input type="checkbox"/>

Discuss Calendar Contacts CRM Sales Website Purchases Link Tracker Inventory Manufacturing Invoicing Project Timesheets Employees More ▾

Bob Sacamanto (SILK...)

odoo

Models / Quotation

Edit Create Print Attachment(s) Action 1 / 2 < >

Model Description Quotation Type Base Object

Model sale.order In Apps sale, sale\_cm, sale\_payment, sale\_stock, sale\_timesheet, website\_sale, website\_sale\_stock

Transient Model

Mail Thread

Fields Access Rights Notes Views 1-40 / 82 < >

Field Name	Field Label	Field Type	Required	Readonly	Indexed	Type
__last_update	Last Modified on	datetime	<input type="checkbox"/>	<input checked="" type="checkbox"/>	<input type="checkbox"/>	Base Field
access_token	Security Token	char	<input type="checkbox"/>	<input type="checkbox"/>	<input type="checkbox"/>	Base Field
activity_date_deadline	Next Activity Deadline	date	<input type="checkbox"/>	<input checked="" type="checkbox"/>	<input type="checkbox"/>	Base Field
activity_ids	Activities	one2many	<input type="checkbox"/>	<input type="checkbox"/>	<input type="checkbox"/>	Base Field
activity_state	State	selection	<input type="checkbox"/>	<input checked="" type="checkbox"/>	<input type="checkbox"/>	Base Field
activity_summary	Next Activity Summary	char	<input type="checkbox"/>	<input type="checkbox"/>	<input type="checkbox"/>	Base Field
activity_type_id	Next Activity Type	many2one	<input type="checkbox"/>	<input type="checkbox"/>	<input type="checkbox"/>	Base Field
activity_user_id	Responsible	many2one	<input type="checkbox"/>	<input type="checkbox"/>	<input type="checkbox"/>	Base Field
amount_tax	Taxes	monetary	<input type="checkbox"/>	<input checked="" type="checkbox"/>	<input type="checkbox"/>	Base Field
amount_total	Total	monetary	<input type="checkbox"/>	<input checked="" type="checkbox"/>	<input type="checkbox"/>	Base Field
amount_untaxed	Untaxed Amount	monetary	<input type="checkbox"/>	<input checked="" type="checkbox"/>	<input type="checkbox"/>	Base Field
analytic_account_id	Analytic Account	many2one	<input type="checkbox"/>	<input checked="" type="checkbox"/>	<input type="checkbox"/>	Base Field
campaign_id	Campaign	many2one	<input type="checkbox"/>	<input type="checkbox"/>	<input type="checkbox"/>	Base Field

Dashboard  
Users & Companies  
Users  
Groups  
Companies  
Translations  
Languages  
Load a Translation  
Import / Export  
Application Terms  
General Settings  
Technical  
Email  
IAP  
Actions  
User Interface  
Database Structure  
Models  
Fields  
Model Constraints  
ManyToMany Relations  
Attachments  
Logging  
Referenceable Models  
Decimal Accuracy  
Automation  
Calendar  
Reporting



### Create Fields

Field Name:  Field Type:

Field Label:  Field Help:

Properties | Access Rights | Miscellaneous

Required:   
Readonly:   
Stored:   
Indexed:   
Copied:   
Tracking:

#### Advanced Properties

Related Field:   
Dependencies:   
Compute: 

1
---

#### How to define a computed field

Computed fields are defined with the fields **Dependencies** and **Compute**.

The field **Dependencies** lists the fields that the current field depends on. It is a comma-separated list of field names, like `name, size`. You can also refer to fields accessible through other relational fields, for instance `partner_id.company_id.name`.

The field **Compute** is the Python code to compute the value of the field on a set of records. The value of the field must be assigned to each record with a dictionary-like assignment.

### Create: Fields ✕

Field Name	<input type="text" value="x_rush"/>	Field Type	<input type="text" value="boolean"/>
Field Label	<input type="text" value="Rush Order"/>	Field Help	<div style="border: 1px solid #ccc; padding: 2px;">Check this if this is a rush order and is to be given priority in scheduling.</div>

Properties   Access Rights   Miscellaneous

#### Base Properties

Required	<input type="checkbox"/>
Readonly	<input type="checkbox"/>
Stored	<input checked="" type="checkbox"/>
Indexed	<input type="checkbox"/>
Copied	<input checked="" type="checkbox"/>

#### Advanced Properties

Serialization Field	<input type="text"/>
Related Field	<input type="text"/>
Dependencies	<input type="text"/>
Compute	<pre>1</pre>

#### How to define a computed field

Computed fields are defined with the fields **Dependencies** and **Compute**.

The field **Dependencies** lists the fields that the current field depends on. It is a comma-separated list of field names, like `name, size`. You can also refer to fields accessible through other relational fields, for instance `partner_id.company_id.name`.

The field **Compute** is the Python code to compute the value of the field on a set of records. The value of the field must be assigned to each record with a dictionary-like assignment.

The screenshot displays the Odoo Sales Order form for SO002. The interface includes a top navigation bar with various modules like CRM, Sales, and Website. A left sidebar contains a navigation menu with categories such as Orders, Invoicing, Catalog, Reporting, and Configuration. The main content area shows the order details for SO002, including customer information (Mike Smith), addresses, and order lines. A summary table at the bottom right provides financial totals.

**Customer Information:**

- Customer: Mike Smith
- Address: 444 South Main, Marion IL 62959, United States
- Confirmation Date: 12/15/2017
- Pricelist: Public Price
- Payment Terms: 15 Days

**Order Lines:**

Product	Description	Ordered Qty	Delivered	Invoiced	Unit Price	Taxes	Subtotal
Medium White T-Shirt	Medium White T-Shirt	5.000	0.000	5.000	16.50	Tax 15.00%	\$ 82.50

**Summary:**

- Untaxed Amount: \$ 82.50
- Taxes: \$ 12.38
- Total: \$ 94.88**

✱ Edit FormView

Architecture Access Rights Inherited Views

Edit Translations

```

1 <?xml version="1.0"?>
2 <form string="Sales Order" class="o_sale_order">
3   <header>
4     <button name="action_quotation_send" string="Send by Email" type="object" states="draft" class="btn-primary"/>
5     <button name="action_quotation_send" type="object" string="Send PRO-FORMA Invoice" groups="sale.group_proforma_s;
6     <button name="print_quotation" string="Print" type="object" states="draft" class="btn-primary o_sale_print"/>
7     <button name="action_confirm" id="action_confirm" string="Confirm Sale" class="btn-primary" type="object" attrs=
8     <button name="action_quotation_send" type="object" string="Send PRO-FORMA Invoice" groups="sale.group_proforma_s;
9     <button name="print_quotation" string="Print" type="object" states="sent,sale" class="o_sale_print"/>
10    <button name="action_quotation_send" string="Send by Email" type="object" states="sent,sale"/>
11    <button name="action_cancel" states="draft,sent,sale" type="object" string="Cancel"/>
12    <button name="action_draft" states="cancel" type="object" string="Set to Quotation"/>
13    <button name="action_done" type="object" string="Lock" states="sale" help="If the sale is locked, you can not mo
14    <button name="action_unlock" type="object" string="Unlock" states="done" groups="sales_team.group_sale_manager"/
15    <field name="state" widget="statusbar" statusbar_visible="draft,sent,sale"/>
16  </header>
17  <sheet>
18    <div class="oe_button_box" name="button_box">
19      <button name="action_view_invoice" type="object" class="oe_stat_button" icon="fa-pencil-square-o" attrs="{i
20      <field name="invoice_count" widget="statinfo" string="Invoices"/>
21    </button>
22  </div>
23  <div class="oe_title">
24    <h1>
25      <field name="name" readonly="1"/>
26    </h1>
27  </div>
28  <group>
29    <group>
30      <field name="partner_id" domain="[('customer', '=', True)]" context="{ 'search_default_customer': 1, 'show_a
31      <field name="partner_invoice_id" groups="sale.group_delivery_invoice_address" context="{ 'default_type':
32      <field name="partner_shipping_id" groups="sale.group_delivery_invoice_address" context="{ 'default_type':
33    </group>
34    <group>
35      <field name="validity_date" attrs="{ 'invisible': [ ('state', 'in', [ 'sale', 'done' ] ) ] }"/>
36      <field name="confirmation_date" attrs="{ 'invisible': [ ('state', 'in', [ 'draft', 'sent', 'cancel' ] ) ] }"/>
37      <field name="pricelist_id" groups="product.group_sale_pricelist"/>
38      <field name="currency_id" invisible="1"/>
39      <field name="payment_term_id" options="{ 'no_create': True }"/>
40    </group>
41  </group>
42  <notebook>
43    <page string="Order Lines">
44      <field name="order_line" mode="tree,kanban" attrs="{ 'readonly': [ ('state', 'in', ( 'done', 'cancel' ) ) ] }">
45        <form string="Sales Order Lines">
46      </form>
47    </page>

```

Save Discard

```

33      <field name="partner_shipping_id" groups="sale.group_delivery_invoice_address" context="{ 'default_type':
34    </group>
35  </group>
36  <group>
37    <field name="validity_date" attrs="{ 'invisible': [ ('state', 'in', [ 'sale', 'done' ] ) ] }"/>
38    <field name="confirmation_date" attrs="{ 'invisible': [ ('state', 'in', [ 'draft', 'sent', 'cancel' ] ) ] }"/>
39    <field name="pricelist_id" groups="product.group_sale_pricelist"/>
40    <field name="currency_id" invisible="1"/>
41    <field name="payment_term_id" options="{ 'no_create': True }"/>
42    <field name="x_daterequired"/>
43  </group>
44  </notebook>

```

## SO002

1 Delivery
 1 Invoices

<b>Customer</b>	Mike Smith 444 South Main Marion IL 62959 United States	<b>Confirmation Date</b>	12/15/2017 10:45:59
		<b>Pricelist</b>	Public Pricelist (USD)
<b>Invoice Address</b>	Mike Smith	<b>Payment Terms</b>	15 Days <span style="float: right;"></span>
<b>Delivery Address</b>	Mike Smith	<b>Date Required</b>	01/24/2018

Order Lines
Other Information

Product	Description	Ordered Qty	Delivered	Invoiced	Unit Price	Taxes	Subtotal
+ Medium White T-Shirt	Medium White T-Shirt	5.000	0.000	5.000	16.50	Tax 15.00%	\$ 82.50

Add an item

Setup default terms and conditions in your sales settings ...

**Untaxed Amount:** \$ 82.50

**Taxes:** \$ 12.38

---

**Total:** **\$ 94.88**

[Discuss](#) [Calendar](#) [Contacts](#) [CRM](#) [Sales](#) [Website](#) [Purchases](#) [Link Tracker](#) [Inventory](#) [Manufacturing](#) [Invoicing](#) [Project](#) [Timesheets](#) [Employees](#) [More](#)

Bob Sacamanto (SILK...)

odoo

Sales Orders / SO002

Print Attachment(s) Action

1 / 1

- Orders
- Quotations
- Orders
- Customers
- Invoicing
- Orders to Invoice
- Orders to Upsell
- Catalog
- Products
- Product Variants
- Pricelists
- Reporting
- Sales
- Sales Channels
- All Channels Sales Orders
- Configuration
- Settings
- Sales Channels
- Products

SO002

1 Delivery
 1 Invoices

<b>Customer</b>	Mike Smith 444 South Main Marion IL 62959 United States	<b>Confirmation Date</b>	12/15/2017 10:45:59
		<b>Pricelist</b>	Public Pricelist (USD)
<b>Invoice Address</b>	Mike Smith	<b>Payment Terms</b>	15 Days
<b>Delivery Address</b>	Mike Smith	<b>Date Required</b>	01/24/2018

Order Lines
Other Information

### Shipping Information

**Shipping Policy**

Deliver each product when available

### Sales Information

**Salesperson**

Terry Zeigler

**Source Document**

Reference of the document that generated this sales order request.

- **Field:** origin
- **Object:** sale.order
- **Type:** char
- **Modifiers:** [object Object]

### Invoicing

<b>Fiscal Position</b>	Fully Invoiced
<b>Invoice Status</b>	Source Document
	Campaign
	Medium
	Source
	Opportunity

✦ Edit SearchView
✕

View Name	<input type="text" value="sale.order.search.inherit.sale"/>	Child Field	<input type="text"/>
Website Key		Inherited View	<input type="text" value="sale.order.list.select"/>
View Type	<input type="text" value="Search"/>	View inheritance mode	<input type="text" value="Base view"/>
Model	<input type="text" value="sale.order"/>	Model Data	sale.order.search.inherit.sale
Sequence	<input type="text" value="16"/>	External ID	sale.sale_order_view_search_inherit_sale
Active	<input checked="" type="checkbox"/>		

Architecture

Access Rights

Inherited Views

[Edit Translations](#)

```

1 <?xml version="1.0"?>
2 <xpath expr="//filter[@name='my_sale_orders_filter']" position="after">
3   <separator/>
4   <filter string="Sales" name="sales" domain="[(('state','in',('progress','done')))]"/>
5   <separator/>
6   <filter string="To Invoice" domain="[(('invoice_status','=', 'to invoice'))]/>
7   <filter string="Upselling" domain="[(('invoice_status','=', 'upselling'))]/>
8 </xpath>
9

```

```

<?xml version="1.0"?>
<search string="Search Sales Order">
  <field name="name" string="Sales Order" filter_domain="[(('name','like',self),('client_order_ref','like',self))]/>
  <field name="partner_id" operator="child_of"/>
  <field name="user_id"/>
  <field name="section_id" string="Sales Team" groups="base.group_multi_salesteams"/>
  <field name="project_id"/>
  <field name="origin"/>
  <field name="product_id"/>
  <filter string="My" domain="[(('user_id','=',uid))]" name="my_sale_orders_filter"/>
  <separator/>
  <filter string="Quotations" name="draft" domain="[(('state','in',('draft','sent'))]" help="Sales Order that haven't yet been confirmed"/>
  <filter string="Sales" name="sales" domain="[(('state','in',('manual','progress')))]"/>
  <filter string="To Invoice" domain="[(('state','=', 'manual'))]" help="Sales Order ready to be invoiced"/>
  <filter string="Done" domain="[(('state','=', 'done'))]" help="Sales Order done"/>
  <separator/>

```

The screenshot shows the Odoo Sales Orders interface. The top navigation bar includes 'Discuss', 'Calendar', 'Contacts', 'CRM', 'Sales', 'Website', 'Purchases', 'Link Tracker', 'Inventory', 'Manufacturing', 'Invoicing', 'Project', 'Timesheets', 'Employees', and 'More'. The 'Sales' menu is active. The main content area is titled 'Sales Orders' and contains a table with columns 'Order Number', 'Order Date', and 'Customer'. Two orders are listed: SO002 (dated 12/15/2017 10:45:59) and SO001 (dated 10/23/2017 21:55:54), both for customer 'Mike Smith'. A search dropdown menu is open, showing search criteria for 'PO 123' such as 'Search Sales Order for: PO 123', 'Search Customer for: PO 123', 'Search Salesperson for: PO 123', 'Search Sales Channel for: PO 123', 'Search Analytic Account for: PO 123', 'Search Product for: PO 123', and 'Search Source Document for: PO 123'. The status bar at the bottom right shows '113.86'.

The screenshot shows the 'Window Actions' configuration screen in Odoo. The top navigation bar is the same as in the previous screenshot. The main content area is titled 'Window Actions' and features a search bar with 'Action sales order x' and a search icon. Below the search bar are controls for 'Filters', 'Group By', and 'Favorites'. A table lists the configured actions:

Action Name	Destination Model	View Type	View Ref.	Domain Value	Context Value
All Channels Sales Orders	report.all.channels.sales	Form	report.all.channels.sales.pivot		{'search_default_team_id': 1, 'search_default_current_year': 1}
Sales Order Lines	sale.order.line	Form		[['state', 'in', ['sale', 'done']]]	{'search_default_product_id': [active_id], 'default_product_id': active_id}
Sales Orders	sale.order	Form		[['state', 'not in', ('draft', 'sent', 'cancel')]]	{}
Sales Orders	sale.order	Form		[['state', 'not in', ('draft', 'sent', 'cancel')]]	{'search_default_team_id': [active_id], 'default_team_id': active_id}
Sales Orders	sale.order	Form		[['state', '=', 'sale'], ('invoice_status', '=', 'to invoice')]	{'search_default_team_id': [active_id], 'default_team_id': active_id}

The left sidebar contains a navigation menu with categories like 'Dashboard', 'Users & Companies', 'Users', 'Groups', 'Companies', 'Translations', 'Languages', 'Load a Translation', 'Import / Export', 'Application Terms', 'General Settings', 'Technical', 'Email', 'IAP', 'Actions', 'Reports', 'Window Actions', 'Server Actions', 'Configuration Wizards', and 'User-defined Defaults'. The 'Window Actions' item is currently selected.

The screenshot displays the Odoo configuration interface for 'Sales Orders' window actions. The top navigation bar includes 'Account', 'Calendar', 'Contacts', 'CRM', 'Sales', 'Website', 'Purchases', 'Link Tracker', 'Inventory', 'Manufacturing', 'Invoicing', 'Project', 'Timesheets', 'Employees', and 'More'. The user 'Bob Sacamanto (SILK)' is logged in.

The main configuration area is titled 'Window Actions / Sales Orders' and includes a 'Save' button and a '4 / 6' page indicator. The configuration is divided into several sections:

- Action Name:** Sales Orders
- External ID:** sale.order
- Object:** sale.order
- Source Object:** (empty)
- Action Usage:** (empty)
- Action Type:** ir.actions.act\_window
- Target Window:** Current Window

Below these are tabs for 'General Settings' and 'Security'. The 'Views' section includes:

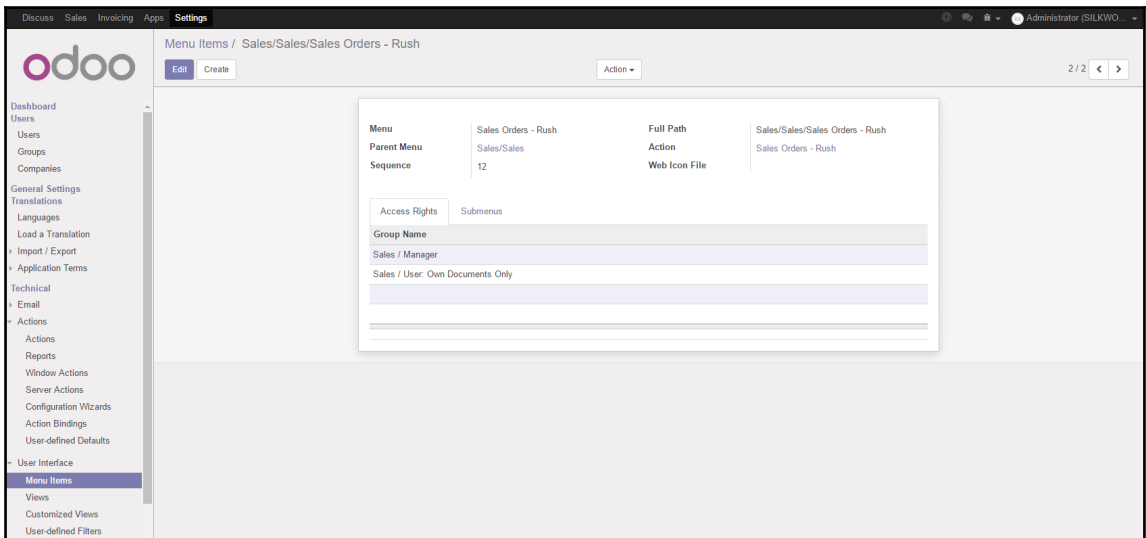
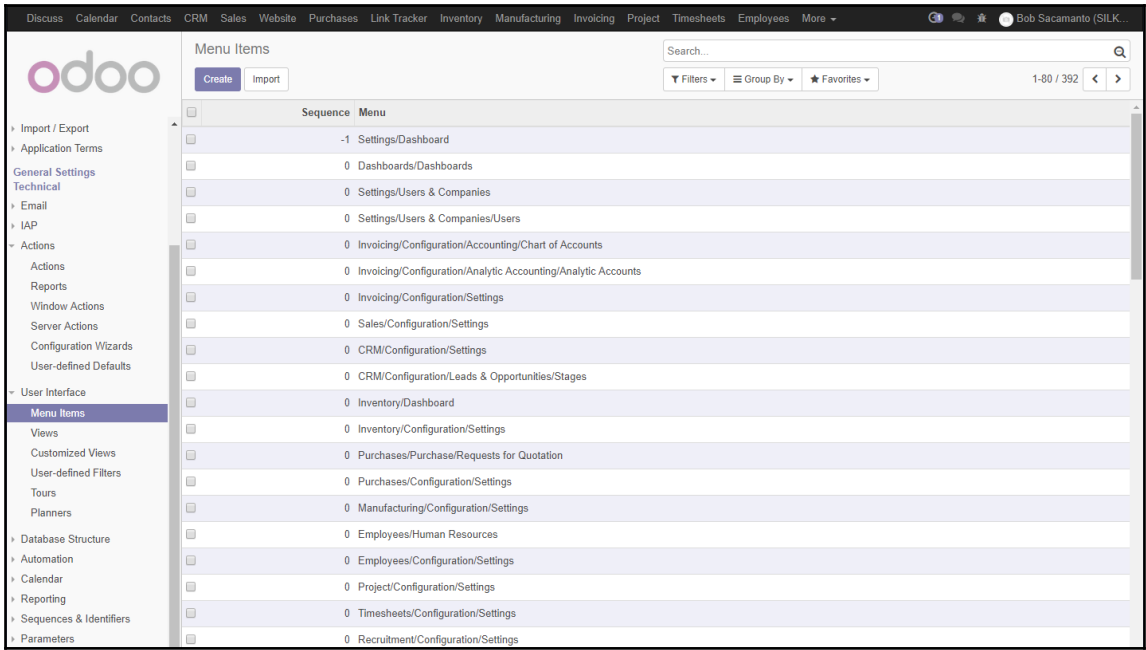
- View Mode:** tree.kanban.form.calendar.pivot\_graph
- View Ref.:** (empty)
- Search View Ref.:** sale.order.search.inherit.sale

The 'Filters' section includes:

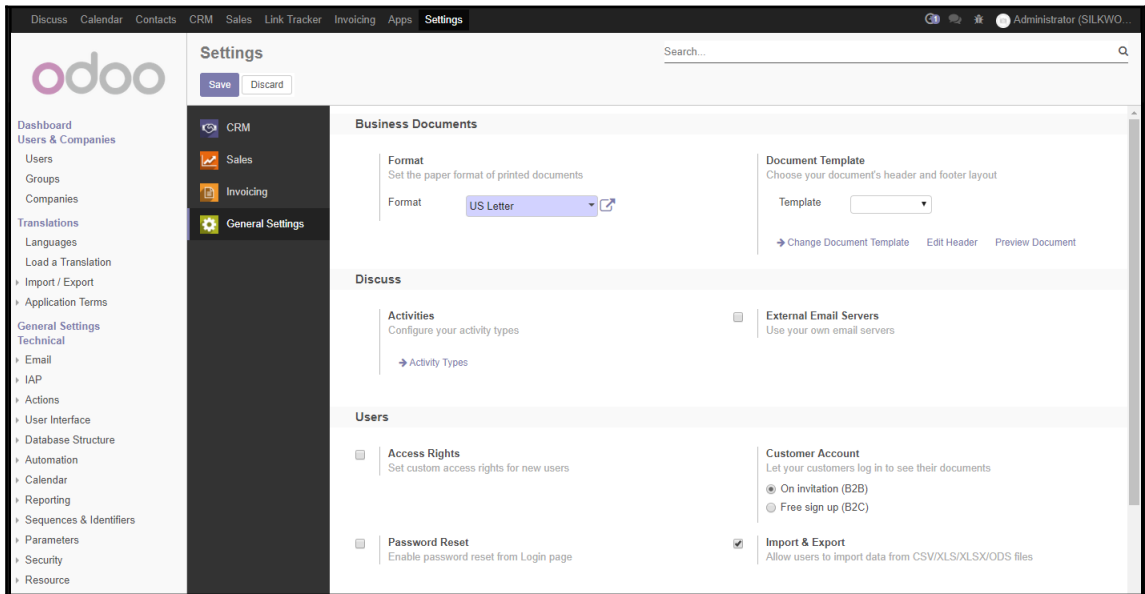
- Domain Value:** [(state,'not in',('draft','sent','cancel')), ('x\_rush','=',true)]
- Context Value:** {}
- Limit:** 80
- Auto Search:**
- Filter:**
- Restrict to lists:**

A 'Help' section at the bottom provides instructions: 'Create a Quotation, the first step of a new sale. Once the quotation is confirmed, it becomes a sales order. You'll be able to invoice it and collect payments. From the Sales Orders menu, you can track delivery orders or services.'





# Chapter 14: Modifying Documents and Reports



### Choose Your Document Layout

General Information

Partner: Silkworm

Address: 102 S Sezmore Dr  
PO Box 340  
Murphysboro Illinois 62896  
United States

Company Tagline: We make great first impressions last

Website: http://www.silkwormink.com

Phone:

Email: info@silkwormink.com

TIN:

Company Registry:

Report Footer: e.g. Your Bank Accounts, one per line

---

Preview 1: Global Business Solutions Invoice INV/2016/0004

Preview 2: COMPANY NAME Invoice INV/2016/0004

Preview 3: odoo Invoice INV/2016/0003

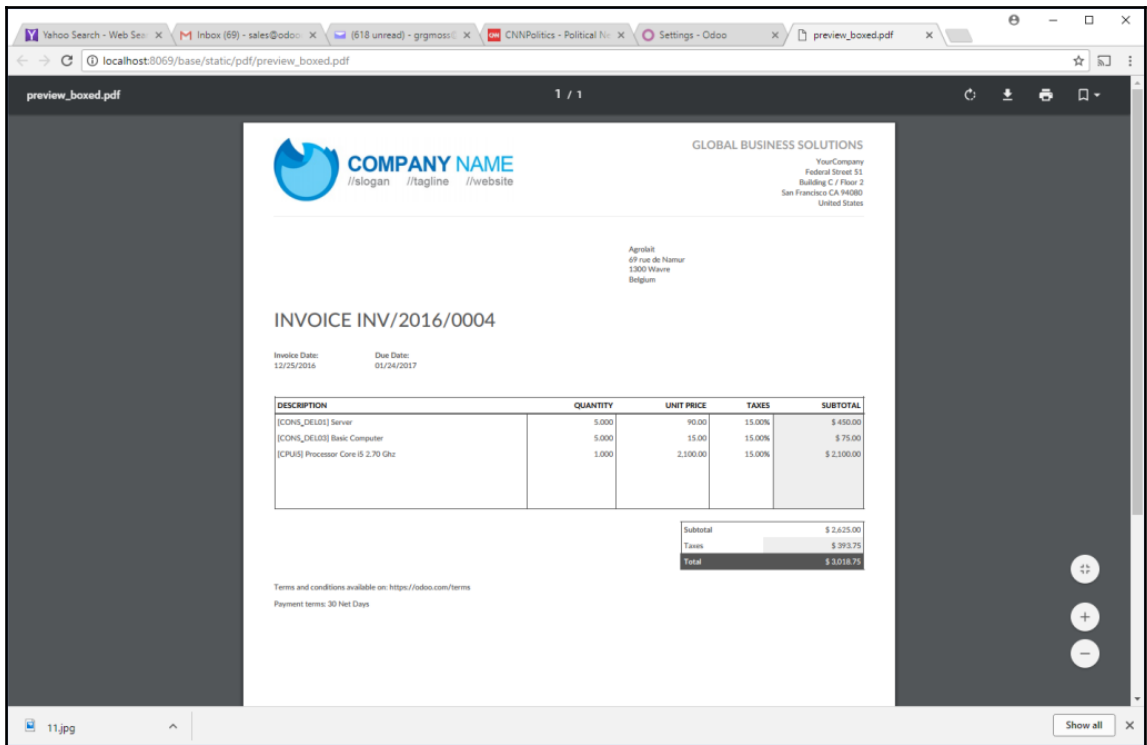
Preview 4: odoo Invoice INV/2016/0004

Save Close

 **Report**

Unable to find Wkhtmltopdf on this system. The report will be shown in html.

[wkhtmltopdf.org](http://wkhtmltopdf.org)



**Open: Paper format** ✕

---

<b>Name</b>	<input type="text" value="Leaves Summary"/>
<b>Paper size</b>	<input style="border-bottom: 1px solid #ccc;" type="text" value="Custom"/>
<b>Page height (mm)</b>	<input type="text" value="297"/>
<b>Page width (mm)</b>	<input type="text" value="210"/>
<b>Orientation</b>	<input style="border-bottom: 1px solid #ccc;" type="text" value="Landscape"/>
<b>Top Margin (mm)</b>	<input type="text" value="30.00"/>
<b>Bottom Margin (mm)</b>	<input type="text" value="23.00"/>
<b>Left Margin (mm)</b>	<input type="text" value="5.00"/>
<b>Right Margin (mm)</b>	<input type="text" value="5.00"/>
<b>Display a header line</b>	<input type="checkbox"/>
<b>Header spacing</b>	<input type="text" value="20"/>
<b>Output DPI</b>	<input type="text" value="90"/>
<b>Associated reports</b>	<input style="border-bottom: 1px solid #ccc;" type="text" value="Leaves Summary ✕"/>

The screenshot shows the Odoo Settings interface for the 'external\_layout\_background' view. The left sidebar contains a navigation menu with categories like Dashboard, Users & Companies, Translations, and General Settings. The main content area displays the view's configuration and its XML code.

Field	Value	Child Field	Inherited View
View Name	external_layout_background		
Website Key	web_external_layout_background	View inheritance mode	Base view
View Type	QWeb	Model Data	external_layout_background
Model Sequence	16	External ID	web_external_layout_background
Active	<input checked="" type="checkbox"/>		

Below the table, there are tabs for 'Architecture', 'Access Rights', and 'Inherited Views'. The 'Architecture' tab is active, showing the XML code for the view:

```
<?xml version="1.0"?>
<t t-name="web.external_layout_background">
  <div class="header_o_background_header">
    <div class="pull-right">
      <div class="mb0 text-right" t-field="company.report_header"/>
    </div>
    
    <div class="pull-left company_address">
      <div>
        <strong t-field="company.partner_id.name"/>
      </div>
      <span t-field="company.partner_id" t-field-options="{&quot;widget&quot;: &quot;contact&quot;, &quot;fields&quot;: &quot;vat&quot;}">
    </div>
    <div class="clearfix mb8"/>
  </div>
  <div class="article_o_report_layout_background">
    <t t-raw="0"/>
  </div>
  <div class="footer_o_background_footer">
    <div class="text-center">
      <ul class="list-inline">
        <li t-if="company.phone"><i class="fa fa-phone"/> <span t-field="company.phone"/></li>
        <li t-if="company.email"><i class="fa fa-at"/> <span t-field="company.email"/></li>
        <li t-if="company.website"><i class="fa fa-globe"/> <span t-field="company.website"/></li>
        <li t-if="company.vat"><i class="fa fa-building-o"/><t t-esc="company.country_id.vat_label or 'TIN'"/> <span t-f:
      </ul>
    </div>
    <div t-field="company.report_footer"/>
  </div>
  <div class="text-muted">
    Page:
    <span class="page"/>
    of
    <span class="topage"/>
  </div>
</t>

```

```

21 <div class="footer_o_background_footer">
22 <div class="text-center">
23 <ul class="list-inline">
24 <li t-if="company.phone"><i class="fa fa-phone"/> <span t-field="company.phone"/></li>
25 <li t-if="company.email"><i class="fa fa-at"/> <span t-field="company.email"/></li>
26 <li t-if="company.website"><i class="fa fa-globe"/> <span t-field="company.website"/></li>
27 <li t-if="company.vat"><i class="fa fa-building-o"/><t t-esc="company.country_id.vat_label or 'TIN'"/> <span t-f:
28 <li t-if="company.social_facebook"><i class="fa fa-facebook-f"/> <span t-field="company.social_facebook"/></li>
29 </ul>

```

☎ 800-826-0577    ✉ info@silkwormink.com    🌐 http://www.silkwormink.com    📘 https://www.facebook.com/silkwormink/

Discuss Calendar Contacts CRM Sales Website Purchases Link Tracker Inventory Manufacturing Invoicing Project Timesheets Employees More ▾

Bob Sacramento (SILK...)

### odoo Reports

Search...

1-34 / 34 < >

Filters Group By Favorites

Name	Model	Action Type	Template Name	Report Type	Save as Attachment Prefix
<input type="checkbox"/> Aged Partner Balance	res.partner	ir.actions.report	account.report_agedpartnerbalance	PDF	
<input type="checkbox"/> BOM Cost	mrp.bom	ir.actions.report	mrp.mrp_bom_cost_report	HTML	
<input type="checkbox"/> BOM Structure	mrp.bom	ir.actions.report	mrp.mrp_bom_structure_report	PDF	
<input type="checkbox"/> Delivery Slip	stock.picking	ir.actions.report	stock.report_deliveryslip	PDF	
<input type="checkbox"/> Due Payments	res.partner	ir.actions.report	account.report_overdue	PDF	
<input type="checkbox"/> Financial report	account.financial.report	ir.actions.report	account.report_financial	PDF	
<input type="checkbox"/> General Ledger	account.report.general.ledger	ir.actions.report	account.report_generalledger	PDF	
<input type="checkbox"/> Inventory	stock.inventory	ir.actions.report	stock.report_inventory	PDF	
<input type="checkbox"/> Invoices	account.invoice	ir.actions.report	account.report_invoice_with_payments	PDF	(object.state in ('open','paid')) and ('INV'+(object.number or '').replace('/','')+'.pdf)
<input type="checkbox"/> Invoices without Payment	account.invoice	ir.actions.report	account.report_invoice	PDF	(object.state in ('open','paid')) and ('INV'+(object.number or '').replace('/','')+'.pdf)
<input type="checkbox"/> Leaves Summary	hr.holidays	ir.actions.report	hr.holidays.report_holidayssummary	PDF	
<input type="checkbox"/> Location BarCode	stock.location	ir.actions.report	stock.report_location_barcode	PDF	
<input type="checkbox"/> Lot BarCode	stock.production.lot	ir.actions.report	stock.report_lot_barcode	PDF	
<input type="checkbox"/> Model Overview	ir.model	ir.actions.report	base.report_irmodeloverview	PDF	
<input type="checkbox"/> Package BarCode	stock.quant.package	ir.actions.report	stock.report_package_barcode_small	PDF	
<input type="checkbox"/> Package BarCode with Contents	stock.quant.package	ir.actions.report	stock.report_package_barcode	PDF	
<input type="checkbox"/> Partner Ledger	account.report.partner.ledger	ir.actions.report	account.report_partnerledger	PDF	
<input type="checkbox"/> Payment Receipt	account.payment	ir.actions.report	account.report_payment_receipt	PDF	

Remove from the 'Print' menu
QWeb views

<b>Name</b>	Quotation / Order	<b>Model</b>	sale.order
<b>Report Type</b>	PDF	<b>Template Name</b>	sale.report_saleorder
<b>Paper format</b>		<b>Printed Report Name</b>	(object.state in ('draft', 'sent') and 'Quotation - %s' % (object.name)) or 'Order - %s' % (object.name)

Security [Advanced Properties](#)

**Group Name**

---



---



---



---

Reports / Quotation / Order / Views

Active Search...

Create Import

Filters Group By Favorites

1-4 / 4

View Name	View Type	Model	External ID	Inherited View
report_saleorder	QWeb		sale.report_saleorder	
report_saleorder_document	QWeb		sale.report_saleorder_document	
report_saleorder_document_inherit_sale_stock	QWeb		sale_stock.report_saleorder_document_inherit_sale_stock	report_saleorder_document
report_saleorder_pro_forma	QWeb		sale.report_saleorder_pro_forma	

<b>View Name</b>	report_saleorder_document	<b>Child Field</b>	
<b>Website Key</b>	sale.report_saleorder_document	<b>Inherited View</b>	Base view
<b>View Type</b>	QWeb	<b>View inheritance mode</b>	report_saleorder_document
<b>Model</b>		<b>Model Data</b>	
<b>Sequence</b>	16	<b>External ID</b>	sale.report_saleorder_document
<b>Active</b>	<input checked="" type="checkbox"/>		

Architecture Access Rights Inherited Views

Edit Translations

```
<?xml version="1.0"?>
<t t-name="sale.report_saleorder_document">
  <t t-call="web.external_layout">
    <t t-set="doc" t-value="doc.with_context({'lang':doc.partner_id.lang})"/>
    <div class="page">
      <div class="oe_structure">
        <div class="row">
          <div class="col-xs-6">
            <t t-if="doc.partner_shipping_id == doc.partner_invoice_id and doc.partner_i
              <strong t-if="doc.partner_shipping_id == doc.partner_invoice_id">Invoicing and shipping address:</str
              <strong t-if="doc.partner_shipping_id != doc.partner_invoice_id">Invoicing address:</strong>
              <div t-field="doc.partner_invoice_id" t-options="{&quot;widget&quot;: &quot;contact&quot;, &quot;fiel
              <div t-if="doc.partner_shipping_id != doc.partner_invoice_id" class="mt8">
                <strong>Shipping address:</strong>
                <div t-field="doc.partner_shipping_id" t-options="{&quot;widget&quot;: &quot;contact&quot;, &quot;
              </div>
            </t>
          </div>
          <div class="col-xs-5 col-xs-offset-1">
            <div t-field="doc.partner_id" t-options="{&quot;widget&quot;: &quot;contact&quot;, &quot;fields&quot;: [8
            <p t-if="doc.partner_id.vat"><t t-esc="doc.company_id.country_id.vat_label or 'TIN'"/> <span t-field="dc
          </div>
        </div>
      </div>
    <h2>
      <t t-if="not (env.context.get('proforma', False) or is_pro_forma)">
        <span t-if="doc.state not in ['draft', 'sent']">Order # </span>
        <span t-if="doc.state in ['draft', 'sent']">Quotation # </span>
      </t>
      <t t-if="env.context.get('proforma', False) or is_pro_forma">
        <span>Pro-Forma Invoice # </span>
      </t>
    </h2>
  </t>
</t>
```



**Silkworm**  
102 S Sezmore Dr  
PO Box 340  
Murphysboro IL 62966  
United States

**We make great first impressions last**

Mike Smith  
444 South Main  
Marion IL 62959  
United States

**Order # SO002**

**Date Ordered:** 12/15/2017 16:45:59      **Salesperson:** Terry Zeigler      **Payment Terms:** 15 Days

Description	Quantity	Unit Price	Taxes	Amount
Medium White T-Shirt	5.000	16.50	15.00%	\$ 82.50

<b>Subtotal</b>	\$ 82.50
Tax 15%	\$ 12.38
<b>Total</b>	\$ 94.88

Payment terms: 15 Days

```
<t t-if="not (env.context.get('proforma', False) or is_pro_forma)">
  <span t-if="doc.state not in ['draft','sent']">Order # </span>
  <span t-if="doc.state in ['draft','sent']">Quotation # </span>
</t>
```

**Silkworm**  
102 S Sezmore Dr  
PO Box 340  
Murphysboro IL 62966  
United States

**We make great first impressions last**

Mike Smith  
444 South Main  
Marion IL 62959  
United States

**Sales Order # SO002**

**Date Ordered:** 12/15/2017 16:45:59      **Salesperson:** Terry Zeigler      **Payment Terms:** 15 Days

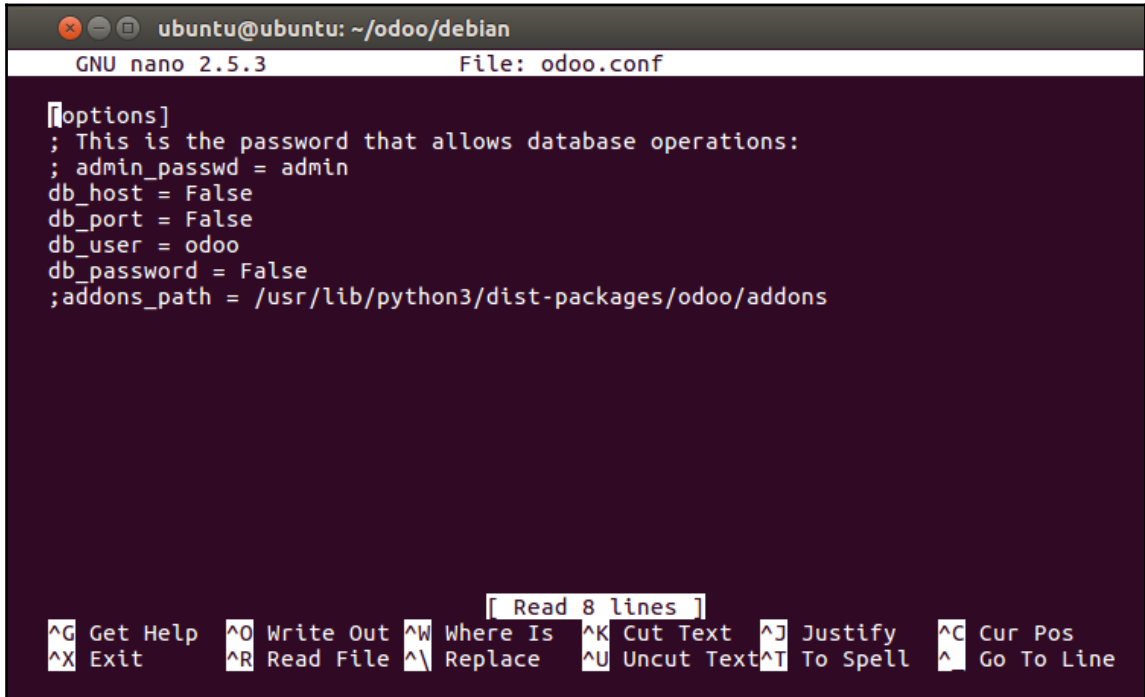
Description	Quantity	Unit Price	Taxes	Amount
Medium White T-Shirt	5.000	16.50	15.00%	\$ 82.50

<b>Subtotal</b>	\$ 82.50
<b>Tax 15%</b>	\$ 12.38
<b>Total</b>	\$ 94.88

Payment terms: 15 Days

# Chapter 15:

## Discovering Custom Odoo Modules



```
ubuntu@ubuntu: ~/odoo/debian
GNU nano 2.5.3 File: odoo.conf

[options]
; This is the password that allows database operations:
; admin_passwd = admin
db_host = False
db_port = False
db_user = odoo
db_password = False
;addons_path = /usr/lib/python3/dist-packages/odoo/addons

[ Read 8 lines ]
^G Get Help   ^O Write Out  ^W Where Is   ^K Cut Text   ^J Justify    ^C Cur Pos
^X Exit       ^R Read File  ^\ Replace    ^U Uncut Text ^T To Spell   ^_ Go To Line
```

```
ubuntu@ubuntu: ~/odoo/debian
GNU nano 2.5.3 File: odoo.conf

[options]
; This is the password that allows database operations:
; admin_passwd = admin
db_host = False
db_port = False
db_user = odoo
db_password = False
addons_path = /usr/lib/python3/dist-packages/odoo/addons, home/mymodules

[ Read 8 lines ]
^G Get Help   ^O Write Out  ^W Where Is   ^K Cut Text   ^J Justify    ^C Cur Pos
^X Exit       ^R Read File  ^\ Replace    ^U Uncut Text ^T To Spell   ^ Go To Line
```

**Edit FormView**

View Name	<input type="text" value="sale.order.form"/>	Child Field	<input type="text"/>
Website Key		Inherited View	<input type="text"/>
View Type	<input type="text" value="Form"/>	View inheritance mode	<input type="text" value="Base view"/>
Model	<input type="text" value="sale.order"/>	Model Data	sale.order.form
Sequence	<input type="text" value="16"/>	External ID	sale.view_order_form
Active	<input checked="" type="checkbox"/>		

Architecture    Access Rights    Inherited Views

[Edit Translations](#)

```

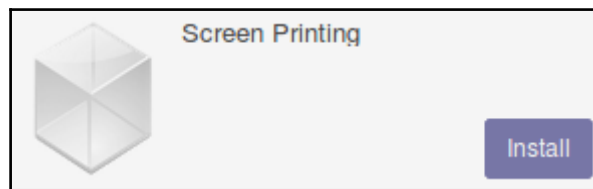
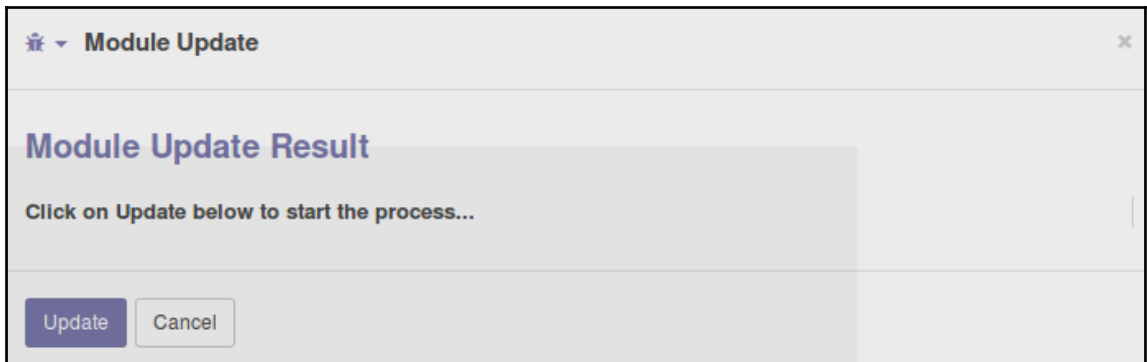
1 <?xml version="1.0"?>
2 <form string="Sales Order" class="o_sale_order">
3   <header>
4     <button name="action_quotation_send" string="Send by Email" type="object" states="draft" class="btn-primary"/>
5     <button name="action_quotation_send" type="object" string="Send PRO-FORMA Invoice" groups="sale.group_proforma_s
6     <button name="print_quotation" string="Print" type="object" states="draft" class="btn-primary o_sale_print"/>
7     <button name="action_confirm" id="action_confirm" string="Confirm Sale" class="btn-primary" type="object" attrs=
8     <button name="action_quotation_send" type="object" string="Send PRO-FORMA Invoice" groups="sale.group_proforma_s
9     <button name="print_quotation" string="Print" type="object" states="sent,sale" class="o_sale_print"/>
10    <button name="action_quotation_send" string="Send by Email" type="object" states="sent,sale"/>
11    <button name="action_cancel" states="draft,sent,sale" type="object" string="Cancel"/>
12    <button name="action_draft" states="cancel" type="object" string="Set to Quotation"/>
13    <button name="action_done" type="object" string="Lock" states="sale" help="If the sale is locked, you can not mo
14    <button name="action_unlock" type="object" string="Unlock" states="done" groups="sales_team.group_sale_manager"/
15    <field name="state" widget="statusbar" statusbar_visible="draft,sent,sale"/>
16  </header>
17 </form>
    
```

Sales Orders / SO002




<b>SO002</b>		1 Delivery	1 Invoices
Customer	Mike Smith 444 South Main Marion IL 62959 United States	12/15/2017 10:45:59	Public Pricelist (USD)
Invoice Address	Mike Smith	Payment Terms	15 Days
Delivery Address	Mike Smith	Date Required	01/24/2018



**Payment Terms**


- o Field: payment\_term\_id
- o Object: sale.order
- o Type: many2one
- o Context: {}
- o Domain: []
- o Modifiers: [object Object]
- o Relation: account.payment.term



## SO001



**Customer** Mike Smith   **Expiration Date** 02/15/2018 

**Payment Terms** 15 Days  

**Date Required** 02/01/2018 


**Rush Order**

**Order Lines** Other Information

Product	Description	Ordered Qty	Unit Price	Taxes	Subtotal
 Medium White T-Shirt	Medium White T-Shirt	1.000	16.50	Tax 15.00%	\$ 16.50 

Add an item

---

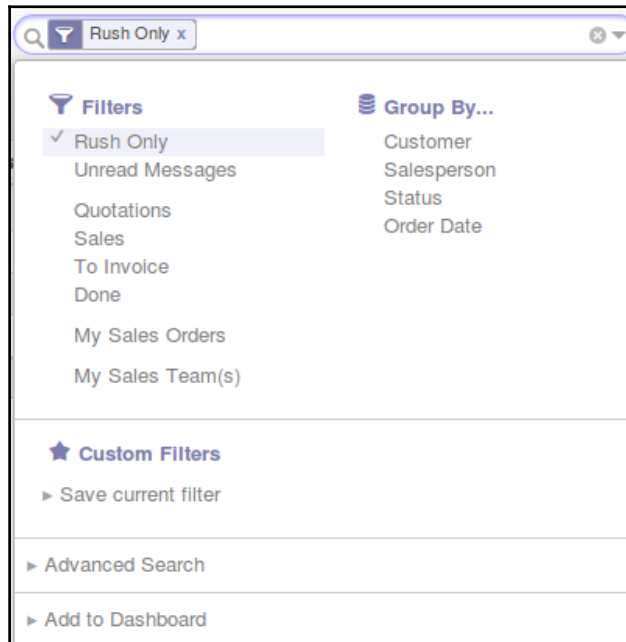
Setup default terms and conditions in your sales settings ... 

**Untaxed Amount:** \$ 16.50  
**Taxes:** \$ 2.48  
**Total: \$ 18.98**

```
adminuser@ubuntu: /home/mymodules/silkworm
GNU nano 2.5.3 File: /var/log/odoo/odoo-server.log

doc = etree.parse(xmlfile)
File "src/lxml/lxml.etree.pyx", line 3427, in lxml.etree.parse (src/lxml/lxml.etree.c:85131)
File "src/lxml/parser.pxi", line 1803, in lxml.etree._parseDocument (src/lxml/lxml.etree.c:124287)
File "src/lxml/parser.pxi", line 1823, in lxml.etree._parseFilelikeDocument (src/lxml/lxml.etree.c:124599)
File "src/lxml/parser.pxi", line 1718, in lxml.etree._parseDocFromFilelike (src/lxml/lxml.etree.c:123258)
File "src/lxml/parser.pxi", line 1139, in lxml.etree._BaseParser._parseDocFromFilelike (src/lxml/lxml.etr$
File "src/lxml/parser.pxi", line 573, in lxml.etree._ParserContext._handleParseResultDoc (src/lxml/lxml.es
File "src/lxml/parser.pxi", line 683, in lxml.etree._handleParseResult (src/lxml/lxml.etree.c:112276)
File "src/lxml/parser.pxi", line 613, in lxml.etree._raiseParseError (src/lxml/lxml.etree.c:111124)
XMLSyntaxError: expected '>', line 13, column 10
2017-01-12 22:37:26,851 20943 ERROR SILKWORM-DEV odoo.http: Exception during JSON request handling.
Traceback (most recent call last):
  File "/usr/lib/python2.7/dist-packages/odoo/http.py", line 638, in _handle_exception
    return super(JsonRequest, self).handle_exception(exception)
  File "/usr/lib/python2.7/dist-packages/odoo/http.py", line 675, in dispatch
    result = self._call_function(**self.params)
  File "/usr/lib/python2.7/dist-packages/odoo/http.py", line 331, in _call_function
    return checked_call(self.db, *args, **kwargs)
  File "/usr/lib/python2.7/dist-packages/odoo/service/model.py", line 119, in wrapper
    return f(dbname, *args, **kwargs)
  File "/usr/lib/python2.7/dist-packages/odoo/http.py", line 324, in checked_call

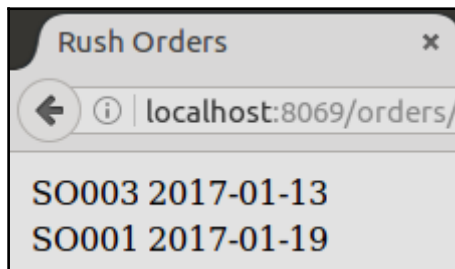
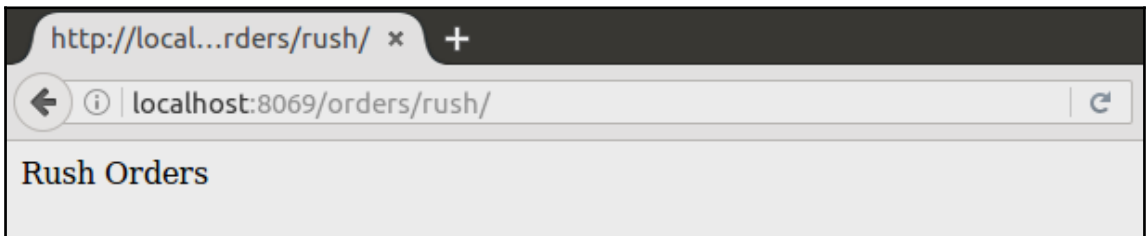
^G Get Help      ^O Write Out    ^W Where Is     ^K Cut Text     ^J Justify      ^C Cur Pos      ^Y Prev Page
^X Exit          ^R Read File   ^_ Replace      ^U Uncut Text  ^T To Spell     ^_ Go To Line   ^V Next Page
```

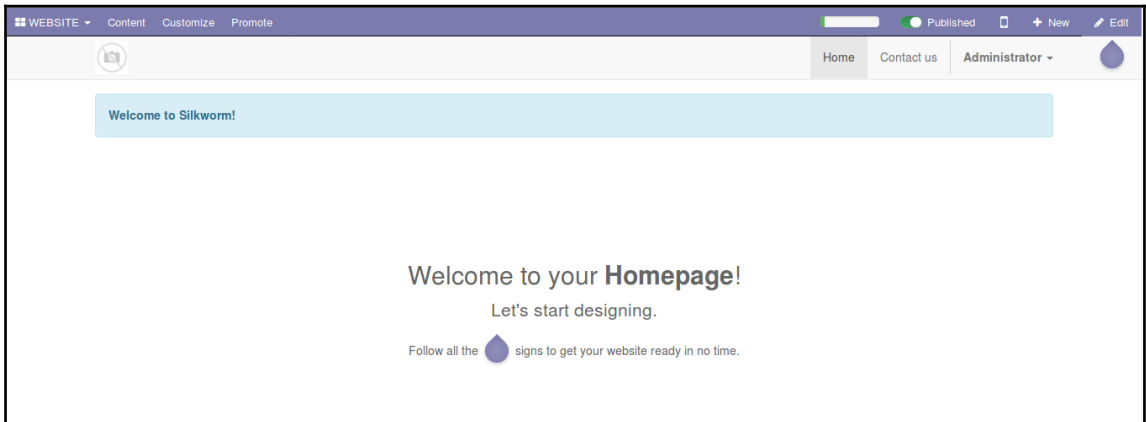
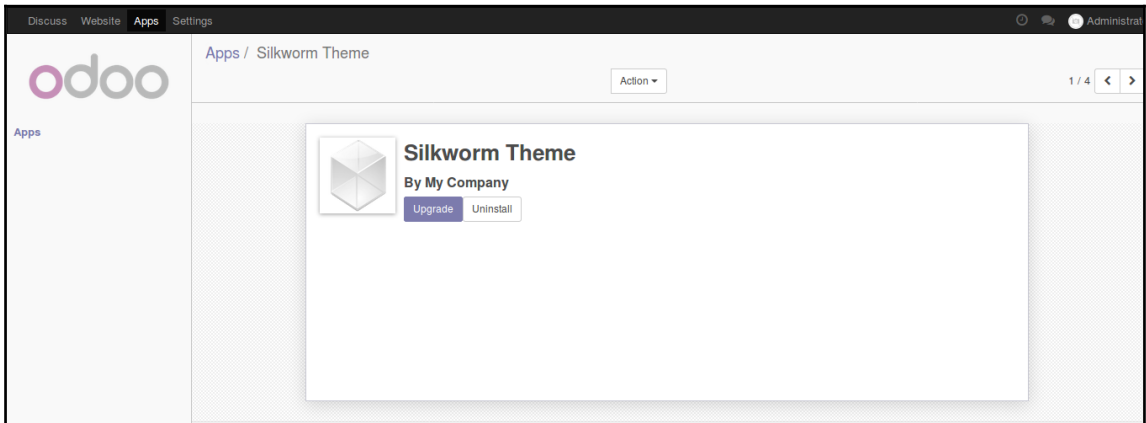
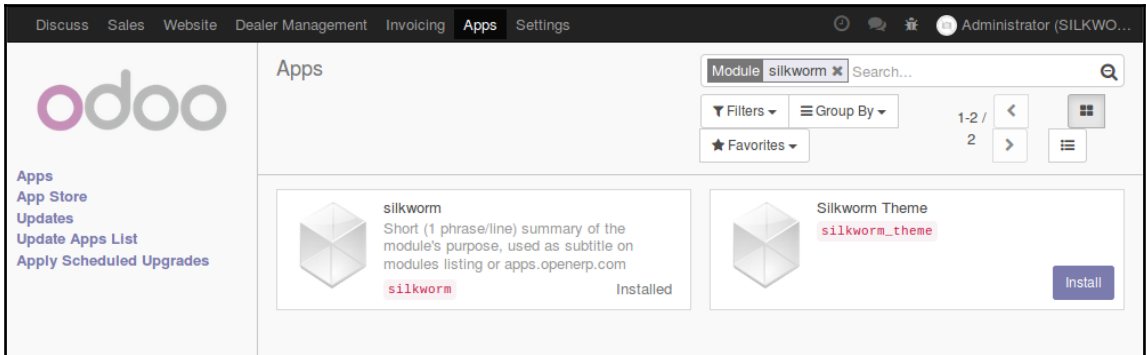


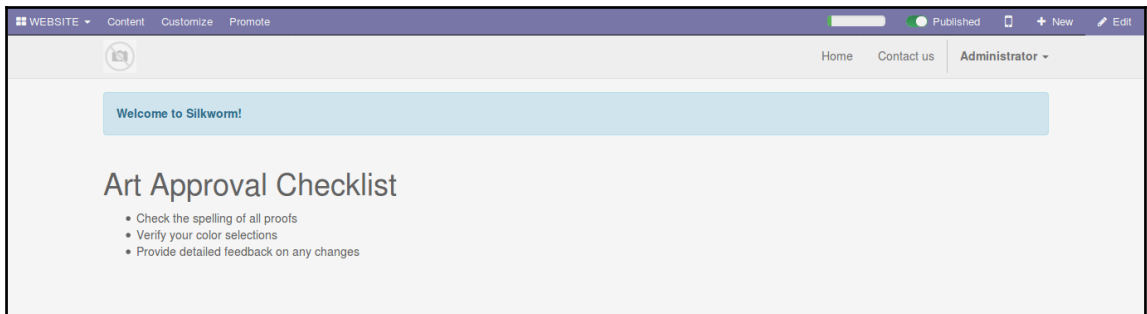


```
adminuser@ubuntu: /home/mymodules/silkworm
GNU nano 2.5.3 File: init .py Modified
import silkworm
import controller
|

^G Get Help      ^O Write Out    ^W Where Is    ^K Cut Text    ^J Justify
^X Exit          ^R Read File    ^\ Replace     ^U Uncut Text  ^T To Linter
```







# Chapter 16: Comparing Community and Enterprise Edition

Odoo Editions		
	Enterprise	Community
<b>General</b>		
Functional support	✓	×
Version Upgrades	✓	×
Bugfix Guarantee	✓	×
<b>User interface</b>		
Desktop	✓	✓
Mobile version	✓	×
<b>Studio</b>		
Screen Customization	✓	×
Report Designer	✓	×
Menus Editor	✓	×
Apps Creator	✓	×
<b>Accounting</b>		
Invoicing & Payments	✓	✓
Full Accounting	✓	×
<b>Project Management</b>		
Tasks	✓	✓
Timesheets	✓	×
Forecasts	✓	×



The screenshot shows the GitHub Actions interface for the repository 'odoo/runbot'. The top navigation bar includes links for 'odoo/odoo', 'odoo-dev/odoo', 'odoo/design-themes', 'odoo/enterprise', and 'odoo-dev/enterprise', along with a 'Sign in' button. The main content area displays a grid of workflow jobs, each with a status icon (green for success, red for failure), a title, author, and execution details. Jobs include:

- [I18N] Update translation terms**: Multiple instances on branches like '10.0 4h' and '11.0 19m'.
- [FX] payment\_authorize: crash o...** by Toufik Benjaja.
- [FX] website: Script injected I...** by Romain Derie.
- [FX] stock: use full name in er...** by David Arnold.
- [MERGE] forward port branch 10.0...**: Multiple instances across various branches.



The screenshot shows a web application interface with a navigation bar at the top containing links for 'Home', 'Shop', 'Events', 'Forum', 'Blog', 'Jobs', 'Presentations', 'Contact us', and 'Sign in'. The main content area is a login form with the following elements:

- Database**: A dropdown menu with the selected value '312050-11-0-fe19f4-all' and a 'Select' button.
- Email**: A text input field containing the value 'admin'.
- Password**: A text input field.
- Log in**: A blue button.
- Don't have an account?**: A link.
- Log in with Odoo.com**: A link.



**Accounting** Dashboard Sales Purchases Adviser Reporting Configuration

Accounting Dashboard Favorites Search... 1-5 / 5 < >

Configuration Steps: COMPANY DATA > BANK ACCOUNTS > FISCAL YEAR > CHART OF ACCOUNTS > INITIAL BALANCES

### Customer Invoices

Sale

**NEW INVOICE**

1 Invoices to validate	\$ 20.00
4 Awaiting payments	\$ 10,395.00

### Vendor Bills

Purchase

**NEW BILL**

1 Draft bills	\$ 14.00
0 Payments to do	\$ 0.00

### Bank

Bank

**RECONCILE 4 ITEMS**

Balance in GL	\$ 102.78
Latest Statement	\$ 8,998.20
Difference	\$ 8,895.42

Online Synchronization New Statement  
Import Statement

### Cash

Cash

**NEW TRANSACTIONS**

Balance in GL	\$ 0.00
Latest Statement	\$ 0.00

### POS Sale Journal

Sale

**NEW INVOICE**

0 Invoices to validate	\$ 0.00
0 Awaiting payments	\$ 0.00

Accounting Dashboard Sales Purchases Adviser Reporting Configuration Administrator

Profit and Loss

PRINT PREVIEW EXPORT (XLSX)

2018 Comparison: Options: Accrual Basis, Posted Entries Only Journals: All  
No comparison Analytic

Profit and Loss  
YourCompany

Click to add an introductory explanation

	2018
<b>INCOME</b>	
Gross Profit	
Operating Income	\$ 10,497.78
Cost of Revenue	\$ 0.00
<b>Total Gross Profit</b>	<b>\$ 10,497.78</b>
Other Income	\$ 0.00
<b>Total INCOME</b>	<b>\$ 10,497.78</b>
<b>Expenses</b>	
Expenses	\$ 14,999.99
Depreciation	\$ 0.00
<b>Total Expenses</b>	<b>\$ 14,999.99</b>
<b>NET PROFIT</b>	<b>\$ -4,502.21</b>

2018 Comparison: Options: Accrual Basis, Posted Entries Only Journals: All  
Analytic

- This Month
- This Quarter
- This Financial Year
- Last Month
- Last Quarter
- Last Financial Year
- ▶ Custom



INCOME	
Gross Profit	
Operating Income	
200000 Product Sales	
2010	
Total O	General Ledger
Cost of	Journal Items
Total G	Annotate
Other Inc	
Total INCOME	

Discuss Calendar Notes Contacts CRM Sales Website Members Point of Sale Purchases Link Tracker Inventory More

Administrator (312095...)

### Your logo

Dashboard  
Users & Companies  
Users  
Groups  
Companies  
OAuth Providers  
Translations  
Languages  
Load a Translation  
Import / Export  
Application Terms  
General Settings  
Gamification Tools  
Challenges  
Goals  
Goal Definitions  
Badges  
Database anonymization  
Anonymization History

### Settings

Save Discard

- CRM
- Sales
- Website
- Purchase
- Inventory
- Manufacturing**
- Invoicing
- Payroll
- Project
- Timesheets
- Email Marketing

#### Operations


- Work Orders & Quality** Enterprise  
Process operations at specific work centers based on the routing and carry out quality checks.
- Repair**  
Repair products and invoice the repair orders
- Maintenance** Enterprise  
Schedule the maintenance of your equipment

#### Products

- By-Products**  
Produce residual products (A + B -> C + D)

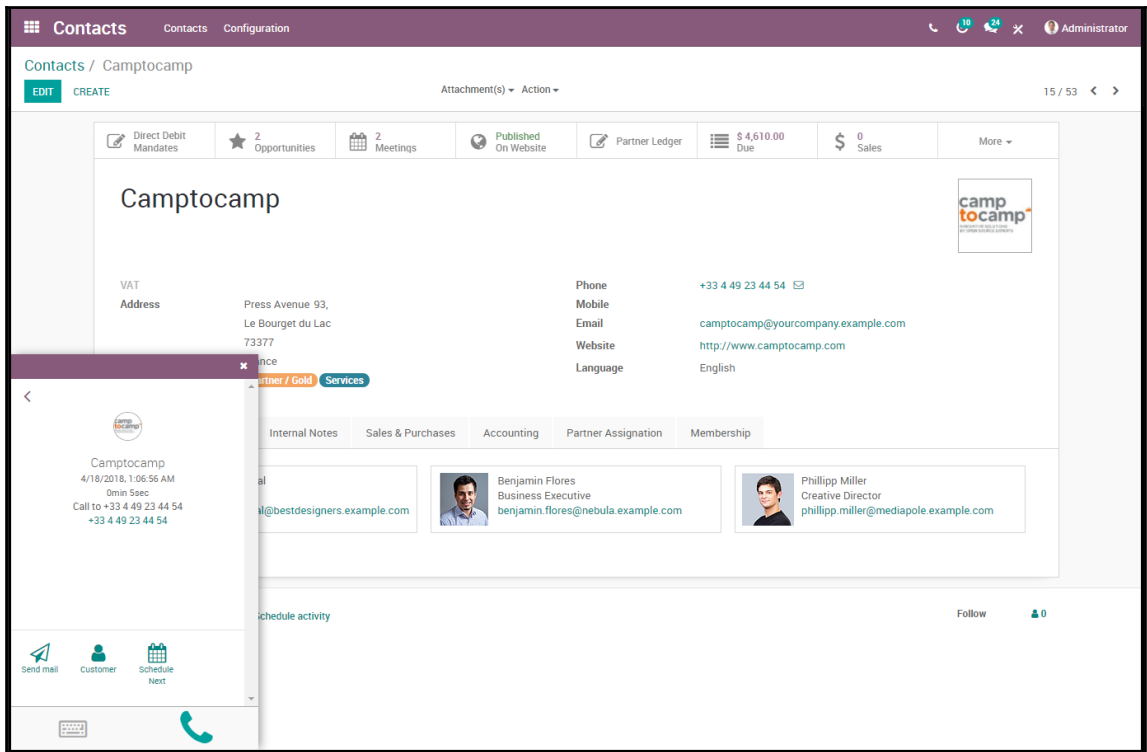
#### Planning

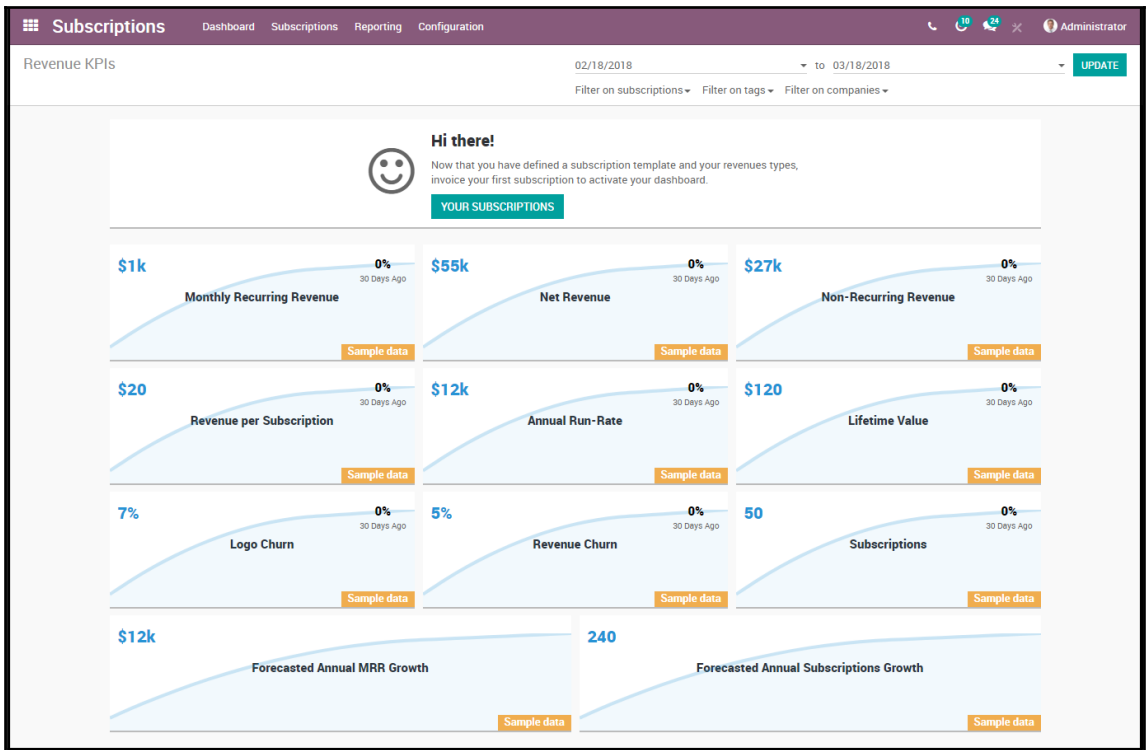
- Master Production Schedule** Enterprise  
Plan manufacturing or purchase orders based on forecasts
- Security Lead Time**  
Schedule manufacturing orders earlier to avoid delays



Odoo VOIP  
Automate calls transfers, logs and emails

INSTALLED





**Subscriptions** | Dashboard | Subscriptions | Reporting | Configuration | Administrator

Revenue KPIs / Subscriptions / Subscriptions | Search...

CREATE | IMPORT | 1-1 / 1

Reference	Customer	Date of Next Invoice	Salesperson	Recurring Price	Status
<input type="checkbox"/> SUB001	YourCompany, Demo Portal User	04/09/2018	Administrator	20.00	In Progress

The screenshot shows the Odoo Subscriptions configuration interface. At the top, there is a navigation bar with 'Subscriptions' and sub-menus for 'Dashboard', 'Subscriptions', 'Report', and 'Configuration'. The user is logged in as 'Administrator'. The page title is 'Subscription Templates / MON - Odoo Monthly'. Below the title are 'SAVE' and 'DISCARD' buttons. On the right, there are tabs for 'View Template', 'Subscriptions', and 'Active'. The main content area is titled 'Odoo Monthly' and contains several configuration fields:

- Code:** MON
- Recurrence:** 1 Month (with a refresh icon)
- Accounting Journal:** (dropdown menu)
- Deferred Revenue Type:** (dropdown menu)
- Allow Online Order:**
- Closable by customer:**
- Automatic Payment:**
- Prorated Invoice:**
- Plan Change Tags:** Odoo Online x (dropdown menu)

Below these fields, there are two sections: 'SUBSCRIPTION LINES' and 'OPTION LINES'. The 'SUBSCRIPTION LINES' section contains a table with the following data:

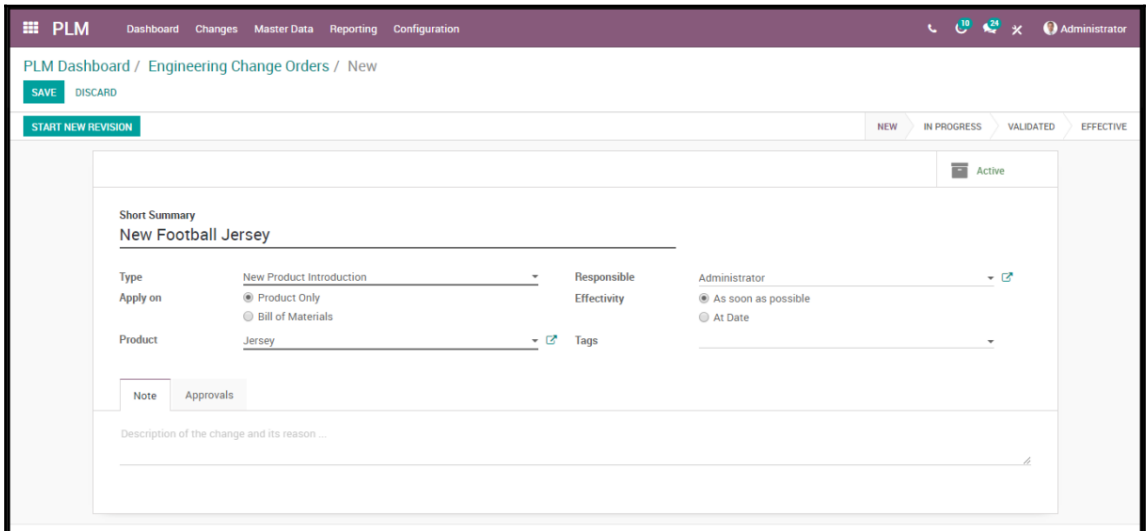
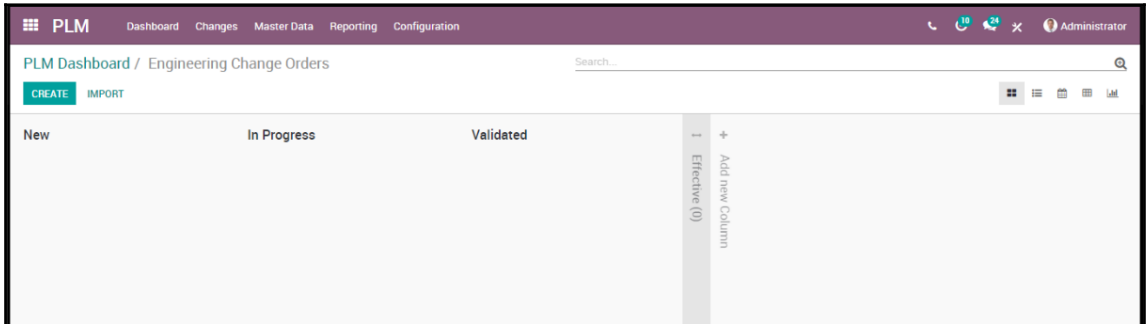

Product	Description	Quantity
Odoo SAAS	Odoo SAAS Access to your Odoo Instance. Stored on our servers: high speed, high reliability and daily backups.	1.00


There is an 'Add an item' link below the table. At the bottom of the page, there are sections for 'Payment' and 'Shipping Policies' with their respective terms and conditions.

The screenshot shows the 'Settings' page in the Inventory application. The left sidebar contains a navigation menu with items like CRM, Sales, Website, Purchase, Inventory (highlighted), Manufacturing, Invoicing, Subscriptions, Payroll, Project, Timesheets, Email Marketing, Events, Employees, Recruitment, Attendances, and Expenses. The main content area is titled 'Settings' and has a search bar. Below the search bar are 'SAVE' and 'DISCARD' buttons. The 'Operations' section includes settings for Barcode Scanner, Batch Pickings, Reservation, Delivery Packages, Warnings, and Shipping Management. The 'Shipping Connectors' section lists UPS, FedEx, bpost, DHL, and USPS, each with a checkbox and a link to 'Delivery Methods'.

The screenshot shows the 'Delivery Methods' page in the Inventory application. It features a search bar, 'CREATE' and 'IMPORT' buttons, and a table listing various shipping methods. The table has columns for Name, Provider, and Visible in Website. The 'Free delivery charges' method is the only one currently visible on the website.

Name	Provider	Visible in Website
<input type="checkbox"/> + Free delivery charges	Fixed Price	<input checked="" type="checkbox"/>
<input type="checkbox"/> + The Poste	Based on Rules	<input type="checkbox"/>
<input type="checkbox"/> + Normal Delivery Charges	Fixed Price	<input type="checkbox"/>
<input type="checkbox"/> + Bpost World Express Pro	bpost	<input type="checkbox"/>
<input type="checkbox"/> + Bpost Domestic bpack 24h Pro	bpost	<input type="checkbox"/>
<input type="checkbox"/> + DHL USA	DHL	<input type="checkbox"/>
<input type="checkbox"/> + DHL USA -> International	DHL	<input type="checkbox"/>
<input type="checkbox"/> + FedEx International	FedEx	<input type="checkbox"/>
<input type="checkbox"/> + FedEx US	FedEx	<input type="checkbox"/>
<input type="checkbox"/> + UPS US	UPS	<input type="checkbox"/>
<input type="checkbox"/> + UPS BE	UPS	<input type="checkbox"/>
<input type="checkbox"/> + USPS Domestic Flat Rate Envelope	USPS	<input type="checkbox"/>
<input type="checkbox"/> + USPS International Flat Rate Box	USPS	<input type="checkbox"/>





**Maintenance** | Dashboard | Maintenance | Equipments | Reporting | Configuration | Administrator

Maintenance Teams

Internal Maintenance	Metrology	Subcontractor
<b>3 TO DO</b>	<b>0 TO DO</b>	<b>0 TO DO</b>
Scheduled: 0	Scheduled: 0	Scheduled: 0
Top Priorities: 0	Top Priorities: 0	Top Priorities: 0
Blocked: 0	Blocked: 0	Blocked: 0
Unscheduled: 3	Unscheduled: 0	Unscheduled: 0

**Maintenance** | Dashboard | Maintenance | Equipments | Reporting | Configuration | Administrator

Maintenance Teams / Maintenance Requests

CREATE | IMPORT

New Request	In Progress
<p><b>Some keys are not working</b></p> <p>Pieter Parker Responsible: Administrator Acer Laptop/LP/203/19281928 Computers</p>	<p><b>Touchpad not working</b></p> <p>Pieter Parker Responsible: Demo User HP Laptop/LP/305/17281718 Computers</p> <p><b>Battery drains fast</b></p> <p>Pieter Parker Responsible: Demo User HP Laptop/LP/303/28292090 Computers</p>

1 Scrap (0)  
1 Repaired (0)  
Add new Column

**Maintenance** Dashboard Maintenance Equipments Reporting Configuration Administrator

Maintenance Teams / Maintenance Requests / Battery drains fast

**EDIT** CREATE Attachment(s) Action 3 / 3 < >

CANCEL NEW REQUEST IN PROGRESS REPAIRED SCRAP

### Battery drains fast


Created By	Pieter Parker	Team	Internal Maintenance
Equipment	HP Laptop/LP/303/28292090	Responsible	Demo User
Category	Computers	Scheduled Date	for 0.00 hours
Request Date	03/18/2018	Priority	☆☆☆
Maintenance Type	Corrective		
Manufacturing Order			

**Maintenance** Dashboard Maintenance Equipments Reporting Configuration Administrator

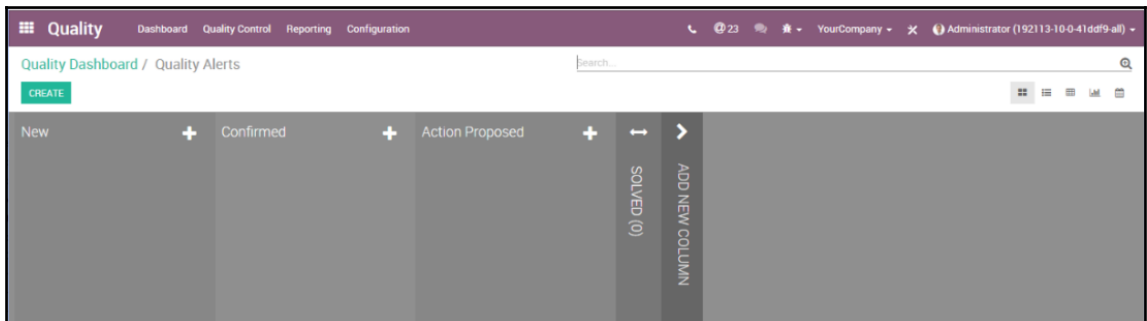
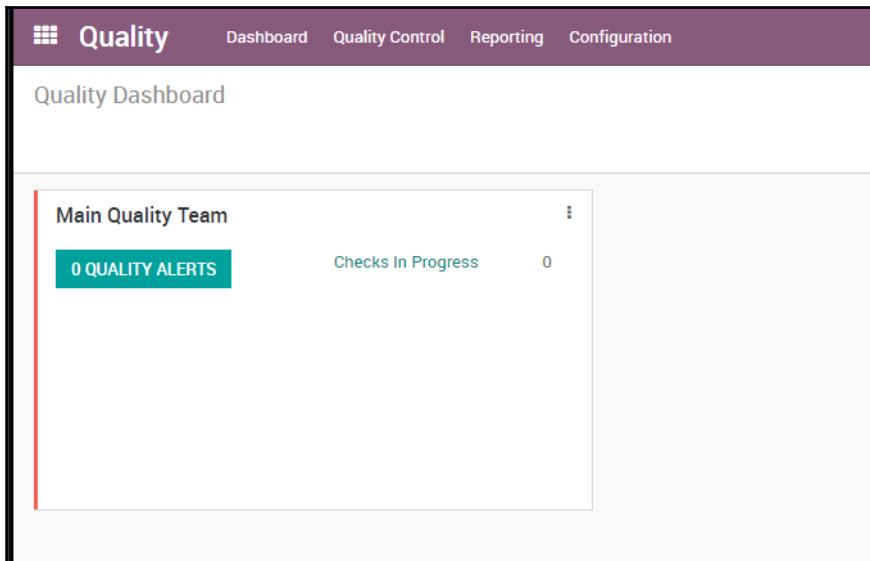
Equipments Search...

**CREATE** **IMPORT** 1-11 / 11 < > [Menu] [List]

Samsung Monitor 15" (NP300E5X) MT/122/11112222	Samsung Monitor 15" (NP355E5X) MT/125/22778837	Samsung Monitor 15" (NP355E5X) MT/127/18291018	Acer Laptop (NE56R) LP/203/19281928 <b>1 Request</b>
Acer Laptop (V5131) LP/205/12928291	HP Laptop (17-j059nr) LP/303/28292090 <b>1 Request</b>	HP Laptop LP/305/17281718 <b>1 Request</b>	HP Inkjet printer PR/011/2928191889
Crosscut Saw. 8 ppi. FT/411/11112222	Scrub Plane FT/411/11112223	Drill Machine FT/421/33334444	







**Quality** Dashboard Quality Control Reporting Configuration

Quality Dashboard / Quality Alerts / New

SAVE DISCARD

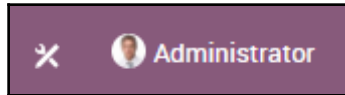
NEW CONFIRMED ACTION PROPOSED SOLVED

### New

Product: White Jersey | Team: Main Quality Team  
 Product Variant: White Jersey | Responsible: Administrator  
 Lot: | Tags: **Fix**  
 Root Cause: Work Operation | Priority: ☆☆☆

DESCRIPTION CORRECTIVE ACTIONS PREVENTIVE ACTIONS MISCELLANEOUS

Quality issue described



**Sales** Orders Invoicing Catalog Reporting Configuration Edit Menu

Views Automations Reports Access Controls Filter Rules Website

CREATE INVOICE PREVIEW PRINT SEND BY EMAIL CANCEL LOCK

QUOTATION QUOTATION SENT SALES ORDER

## S0060

Customer: China Export  
 ChinaShanghai52 Chop Suey street 200000  
 Confirmation Date: 03/17/2018 23:31:34  
 Invoice Address: China Export, Jacob Taylor  
 Pricelist: Public Pricelist (USD)  
 Delivery Address: China Export, Jacob Taylor  
 Payment Terms:  
 Quotation Template: Default Template  
 Delivery Method: Delivery Method

Order Lines Suggested Products Other Information

Product	Description	Ordered Qty	Delivered	Invoiced	Analytic Tags	Unit Price	Cost	Taxes	Discount (%)	Subtotal
[E-COM09] iMac	iMac	1.000	0.000	0.000		1,799.00	1,299.00		0.00	\$ 1,799.00

Notes CLOSE

The screenshot displays the 'CREATE INVOICE' form in the Microsoft Dynamics 365 Sales application. The form is for order S0060 and is currently in the 'CREATE INVOICE' stage. The left sidebar shows various properties and widgets, including 'Invisible', 'Required', and 'Read only' (all conditional), a 'Rush Order' label, a 'Help Tooltip' (designated as a quote), a 'Widget', a 'Default value', and a 'Limit visibility to groups' dropdown. A 'REMOVE FROM VIEW' button is also present.

The main form area contains the following information:

- Customer:** China Export, ChinaShanghai52 Chop Suey street 200000
- Confirmation Date:** 03/17/2018 23:31:34
- Invoice Address:** China Export, Jacob Taylor
- Pricelist:** Public Pricelist (USD)
- Delivery Address:** China Export, Jacob Taylor
- Payment Terms:** Rush Order
- Quotation Template:** Default Template
- Delivery Method:** Delivery Method

Below the form is a table with the following data:

Product	Description	Ordered Qty	Delivered	Invoiced	Analytic Tags	Unit Price	Cost	Taxes	Discount (%)	Subtotal
[E-COM09] iMac	iMac	1.000	0.000	0.000		1,799.00	1,299.00		0.00	\$ 1,799.00