

Chapter 1: Moodle Installation

Version	Information	.tgz	.zip
Moodle 3.0+ MOODLE_30_STABLE	This package is built every week with new fixes produced by our stable development process . It contains a number of fixes made since the 3.0 release and is usually a better choice for production than the actual 3.0 package below. Built Weekly 3 days 1 hour ago <ul style="list-style-type: none">Recent changes logUpgrading notesRequires: PHP 5.4.4, MariaDB 5.5.31 or MySQL 5.5.31 or Postgres 9.1 or MSSQL 2008 or Oracle 10.2Language packs	Download tgz 36.2MB 244 today [md5] [sha256]	Download zip 48MB 751 today [md5] [sha256]
Moodle 3.0 MOODLE_30	This is the latest official update of Moodle 3.0. 16 Nov 2015 6 days 17 hours ago <ul style="list-style-type: none">Release notesFixed issuesUpgrading notesRequires: PHP 5.4.4, MariaDB 5.5.31 or MySQL 5.5.31 or Postgres 9.1 or MSSQL 2008 or Oracle 10.2Language packs	Download tgz 36.2MB 48 today [md5] [sha256]	Download zip 48MB 114 today [md5] [sha256]

Add a new User

Login Information

User name:	Use text field: ▼	book
Host:	Any host ▼	
Password:	Use text field: ▼	••••
Re-type:		••••
Generate Password:	<input type="button" value="Generate"/> <input type="button" value="Copy"/>	

Database for user

None

Create database with same name and grant all privileges

Grant all privileges on wildcard name (username_%)

Choose a language

Please choose a language for the installation. This language will also be used as the default language for the site, though it may be changed later.

Language

Next »



Web address

Moodle directory

Data directory

« Previous

Next »

Choose database driver

Moodle supports several types of database servers. Please contact server administrator if you do not know which type to use.

- Type
- Improved MySQL (native/mysqli)
 - MariaDB (native/mariadb)
 - PostgreSQL (native/pgsql)
 - Not available
 - Oracle (native/oci)
 - SQL*Server Microsoft (native/sqlsrv)
 - SQL*Server FreeTDS (native/mssql)



Improved MySQL (native/mysqli)

The database is where most of the Moodle settings and data are stored and must be configured here.

The database name, username, and password are required fields; table prefix is optional.

If the database currently does not exist, and the user you specify has permission, Moodle will attempt to create a new database with the correct permissions and settings.

Database host	<input type="text" value="localhost"/>
Database name	<input type="text" value="packt"/>
Database user	<input type="text" value="packt"/>
Database password	<input type="text" value="password"/>
Tables prefix	<input type="text" value="mdl_"/>

Moodle - Modular Object-Oriented Dynamic Learning Environment

Copyright notice

Copyright (C) 1999 onwards Martin Dougiamas (<http://moodle.com>)

This program is free software: you can redistribute it and/or modify it under the terms of the GNU General Public License as published by the Free Software Foundation, either version 3 of the License, or (at your option) any later version.

This program is distributed in the hope that it will be useful, but WITHOUT ANY WARRANTY; without even the implied warranty of MERCHANTABILITY or FITNESS FOR A PARTICULAR PURPOSE.

See the Moodle License information page for full details:
<http://docs.moodle.org/dev/License>

Have you read these conditions and understood them?

Moodle 3.0 (Build: 20151116)

For information about this version of Moodle, please see the online [Release Notes](#)

Server checks

Name	Information	Report	Plugin	Status
php_setting	opcache.enable	<p>ⓘ PHP setting should be changed. PHP opcode caching improves performance and lowers memory requirements, OPcache extension is recommended and fully supported.</p>		Check
moodle		<p>ⓘ version 2.2 is required and you are running 3.0beta (Build: 20151023)</p>		OK
unicode		<p>ⓘ must be installed and enabled</p>		OK
database	mysql (5.5.38-1~dotdeb.0)	<p>ⓘ version 5.5.31 is required and you are running 5.5.38.1.0</p>		OK
php		<p>ⓘ version 5.4.4 is required and you are running 5.4.35.1.0</p>		OK
pcreunicode		<p>ⓘ should be installed and enabled for best results</p>		OK
php_extension	iconv	<p>ⓘ must be installed and enabled</p>		OK
php_extension	mbstring	<p>ⓘ should be installed and enabled for best results</p>		OK
php_extension	curl	<p>ⓘ must be installed and enabled</p>		OK
php_extension	openssl	<p>ⓘ should be installed and enabled for best results</p>		OK
php_extension	tokenizer	<p>ⓘ should be installed and enabled for best results</p>		OK
php_extension	xmlrpc	<p>ⓘ should be installed and enabled for best results</p>		OK
php_extension	soap	<p>ⓘ should be installed and enabled for best results</p>		OK
php_extension	ctype	<p>ⓘ must be installed and enabled</p>		OK
php_extension	zip	<p>ⓘ must be installed and enabled</p>		OK
php_extension	zlib	<p>ⓘ must be installed and enabled</p>		OK
php_extension	gd	<p>ⓘ must be installed and enabled</p>		OK
php_extension	simplexml	<p>ⓘ must be installed and enabled</p>		OK
php_extension	spl	<p>ⓘ must be installed and enabled</p>		OK
php_extension	pcre	<p>ⓘ must be installed and enabled</p>		OK
php_extension	dom	<p>ⓘ must be installed and enabled</p>		OK
php_extension	xml	<p>ⓘ must be installed and enabled</p>		OK
php_extension	intl	<p>ⓘ should be installed and enabled for best results</p>		OK
php_extension	json	<p>ⓘ must be installed and enabled</p>		OK
php_extension	hash	<p>ⓘ must be installed and enabled</p>		OK
php_setting	memory_limit	<p>ⓘ recommended setting detected</p>		OK
php_setting	file_uploads	<p>ⓘ recommended setting detected</p>		OK

Your server environment meets all minimum requirements.

Installation

On this page you should configure your main administrator account which will have complete control over the site. Make sure you give it a secure username and password as well as a valid email address. You can create more admin accounts later on.

[Expand all](#)

General

Username*

Choose an authentication method Manual accounts

The password must have at least 8 characters, at least 1 digit(s), at least 1 lower case letter(s), at least 1 upper case letter(s), at least 1 non-alphanumeric character(s)

New password* Unmask


Force password change


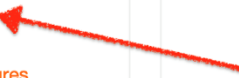


First name*

Surname*

Email address*

Email display

ADMINISTRATION 

- Site administration
 - Notifications**  
 - Registration 
 - Advanced features 
 - Users
 - Courses
 - Grades
 - Badges
 - Location
 - Language
 - Plugins
 - Security
 - Appearance
 - Front page
 - Server

[Check for available updates](#)

Last check done on 1 November 2015, 10:52 AM

Enabling the PHP setting `display_errors` is not recommended on production sites because some error messages may reveal sensitive information about your server.

The `cron.php` maintenance script has not been run for at least 24 hours. [?](#)

Your site is not yet registered. [?](#)

[Register your site](#)

Registration information

Name* [?](#)

Privacy [?](#)

Description* [?](#)

Task

Switched on

Minute*

Hour*

Day of the Month*

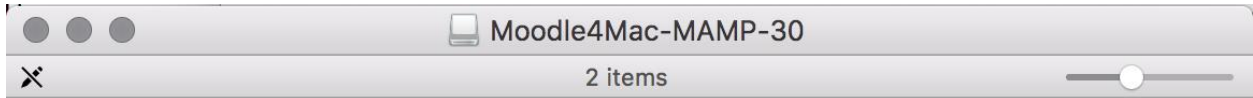
Month* Enter the value
in UNIX crontab format e.g. 1, 5-7, */4

Select the month

Day of the Week* Enter the value
in UNIX crontab format e.g. 1, 4-6

Select the day of week

Command*




moodle *for mac*

drop the MAMP folder to Applications
start MAMP

go to url <http://localhost:8888/moodle>



MAMP



Applications



MAMP.app



Link to
Moodle30.webloc



UpdateMoodle30.sh



MAMP

manage your websites locally

Apache Server

MySQL Server



Preferences...



Open WebStart page



Stop Servers

Quit

Try MAMP PRO

Moodle 3.0

Moodle4Mac

This package for OS X comes with Moodle 3.0 and MAMP 3.4. We hope you will like it!

COURSES

- [About Moodle4Mac](#)
- [How to update](#)
- [All courses ...](#)


NAVIGATION

- Home**
- [Dashboard](#)
- [Site pages](#)
- [My courses](#)

ADMINISTRATION

- [Front page settings](#)
- [Turn editing on](#)
- [Edit settings](#)
- [Users](#)
- [Filters](#)

Please login with **admin / 12345**



CALENDAR

November 2015

Sun	Mon	Tue	Wed	Thu	Fri	Sat
1	2	3	4	5	6	7
8	9	10	11	12	13	14
15	16	17	18	19	20	21
22	23	24	25	26	27	28
29	30					

ONLINE USERS

(last 5 minutes)
- Admin -

Options:

`--chmod=OCTAL-MODE` Permissions of new directories created within dataroot. Default is 2777. You may want to change it to 2770 or 2750 or 750. See `chmod` man page for details.

`--lang=CODE` Installation and default site language.

`--wwwroot=URL` Web address for the Moodle site, required in non-interactive mode.

`--dataroot=DIR` Location of the moodle data folder, must not be web accessible. Default is `moodledata` in the parent directory.

`--dbtype=TYPE` Database type. Default is `mysqli`

`--dbhost=HOST` Database host. Default is `localhost`

`--dbname=NAME` Database name. Default is `moodle`

`--dbuser=USERNAME` Database user. Default is `root`

`--dbpass=PASSWORD` Database password. Default is blank

`--dbport=NUMBER` Use database port.

`--dbsocket=PATH` Use database socket, 1 means default. Available for some databases only.

`--prefix=STRING` Table prefix for above database tables. Default is `mdl_`

`--fullname=STRING` The fullname of the site

`--shortname=STRING` The shortname of the site

`--summary=STRING` The summary to be displayed on the front page

`--adminuser=USERNAME` Username for the moodle admin account. Default is `admin`

`--adminpass=PASSWORD` Password for the moodle admin account, required in non-interactive mode.

`--adminemail=STRING` Email address for the moodle admin account.

`--upgradekey=STRING` The upgrade key to be set in the `config.php`, leave empty to not set it.

`--non-interactive` No interactive questions, installation fails if any problem encountered.

`--agree-license` Indicates agreement with software license, required in non-interactive mode.

`--allow-unstable` Install even if the version is not marked as stable yet, required in non-interactive mode.

`--skip-database` Stop the installation before installing the database.

`-h, --help` Print out this help

Example:

```
$sudo -u www-data /usr/bin/php admin/cli/install.php --lang=cs
```

Maintenance mode


Maintenance mode Default: Disable

maintenance_enabled

[For upgrades and other work](#)

Optional maintenance message

maintenance_message



We are currently updating your Moodle server. The system will be back online Tuesday, June 10th, 2014.

We apologies for any inconvenience caused.

Your Moodle team.

Language: English

MySQL » Server » Export

Export

Adminer 4.0.2 4.1.0

DB:

SQL command Import
Dump

Output	<input checked="" type="radio"/> open <input type="radio"/> save <input type="radio"/> gzip
Format	<input checked="" type="radio"/> SQL <input type="radio"/> CSV, <input type="radio"/> CSV; <input type="radio"/> TSV
Database	CREATE <input checked="" type="checkbox"/> Routines <input checked="" type="checkbox"/> Events
Tables	DROP+CREATE <input type="checkbox"/> Auto Increment <input checked="" type="checkbox"/> Triggers
Data	INSERT

Export

Database

moodle2

Your Moodle files have been changed, and you are about to automatically upgrade your server to this version:

3.0 (Build: 20151116) (2015111600.00)

Once you do this you can not go back again. Please note that this process can take a long time.

Are you sure you want to upgrade this server to this version?

Continue

Cancel

Plugins requiring attention

Plugins requiring attention 412 All plugins 412

Plugin name / Directory	Current version	New version	Requires	Source / Status
Activity modules				
Assignment /mod/assign	2015051101	2015111600	• Moodle 2015111000	Standard To be upgraded
Assignment 2.2 (Disabled) /mod/assignment	2015051100	2015111600	• Moodle 2015111000	Standard To be upgraded
Book /mod/book	2015051102	2015111600	• Moodle 2015111000	Standard To be upgraded
Chat /mod/chat	2015051101	2015111600	• Moodle 2015111000	Standard To be upgraded
...				
fontawesome	2013101500			Additional Missing from disk!

The settings shown below were added during your last Moodle upgrade. Make any changes necessary to the defaults and then click the "Save changes" button at the bottom of this page.

New settings - Email

Always send email from the Default: No
no-reply address? If enabled, all email will be sent using the no-reply address as the "from" address. This can be used to stop anti-spoofting controls in external mail systems blocking emails.
emailonlyfromnoreplyaddress

Save changes

```
root@debian:/var/www/moodle2# git fetch
remote: Counting objects: 1541, done.
remote: Compressing objects: 100% (229/229), done.
remote: Total 1001 (delta 788), reused 973 (delta 764)
Receiving objects: 100% (1001/1001), 162.68 KiB, done.
Resolving deltas: 100% (788/788), completed with 194 local objects.
From git://git.moodle.org/moodle
 25b43f7..19a4491 MOODLE_26_STABLE -> origin/MOODLE_26_STABLE
 3caea82..146c80d MOODLE_27_STABLE -> origin/MOODLE_27_STABLE
 edbcfbd..da0ef2e master -> origin/master
* [new tag] v2.6.7 -> v2.6.7
From git://git.moodle.org/moodle
* [new tag] v2.7.4 -> v2.7.4
```

Update notifications

Automatically check for Default: Yes
available updates If enabled, your site will automatically check for available updates for both Moodle code and plugins. If there is a new update available, a notification will be sent to the site administrator.
updateautocheck

Required code maturity Default: Stable version
updateinmaturity

Notify about available updates only if the available code has the selected maturity level at least. Updates for plugins that do not declare their code maturity level are always reported regardless this setting.

Notify about new builds Default: No
updatenotifybuilds

If enabled, the available update for Moodle code is also reported when a new build for the current version is available. Builds are continuous improvements of a given Moodle version. They are generally released every week. If disabled, the available update will be reported only when there is a higher version of Moodle released. Checks for plugins are not affected by this setting.

There is a newer Moodle version available!

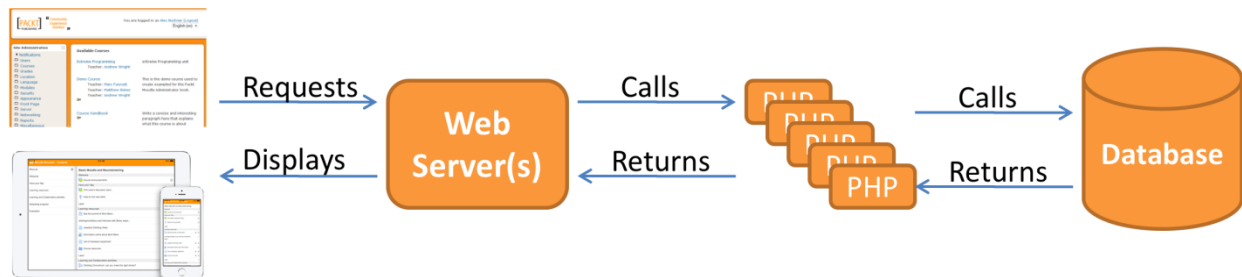
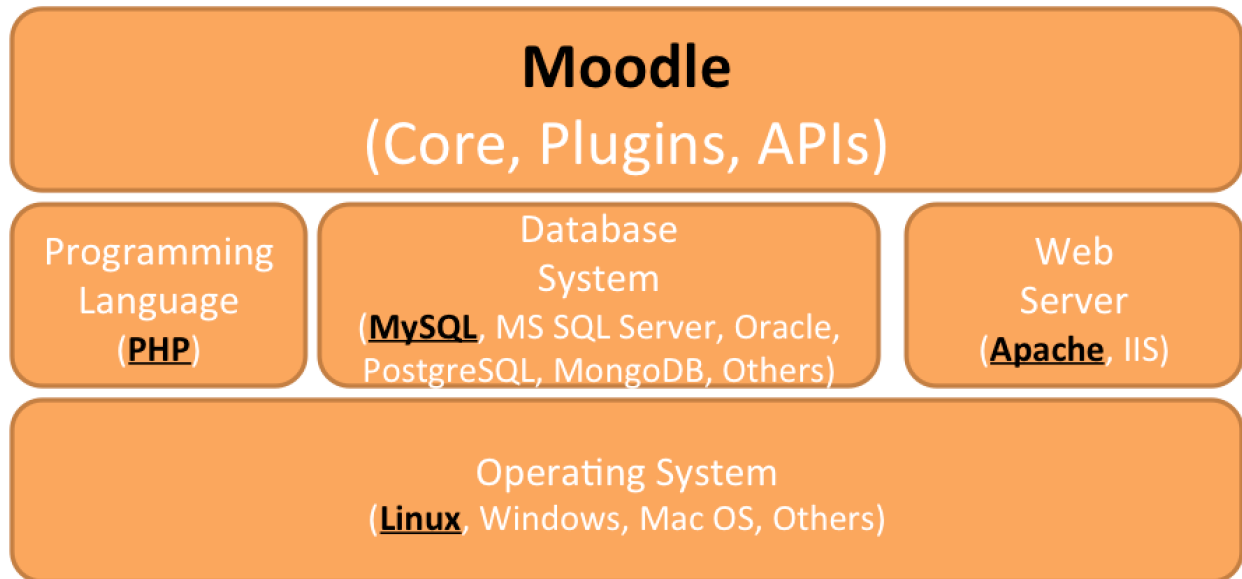
Moodle 3.0.1+ (Build: 20151223) Version 2015111601.01 Stable version [Download More info...](#)

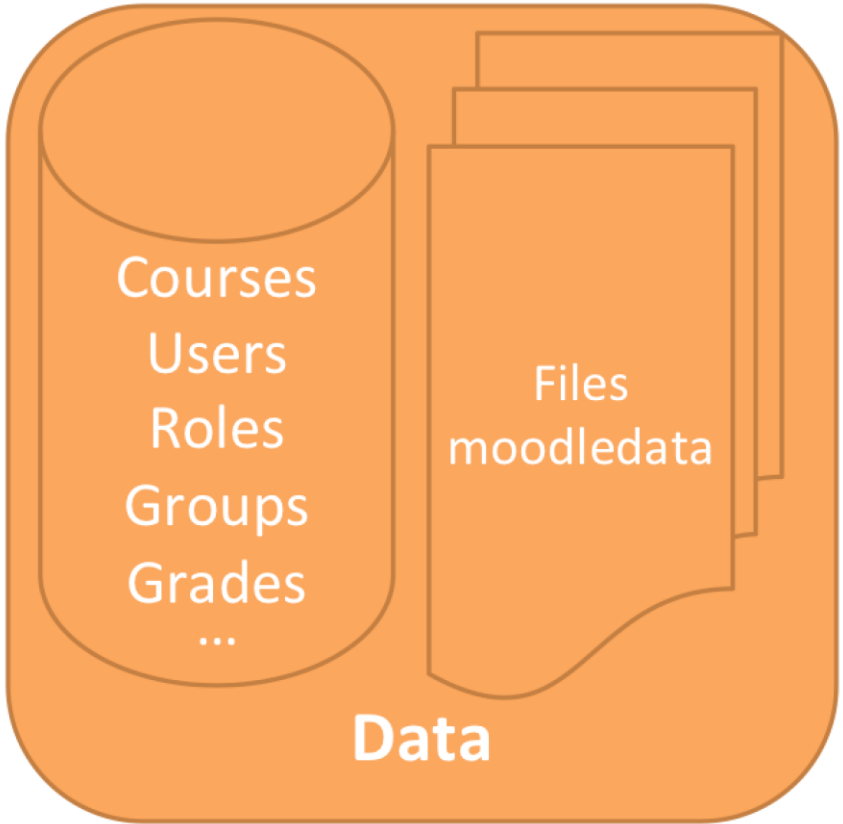
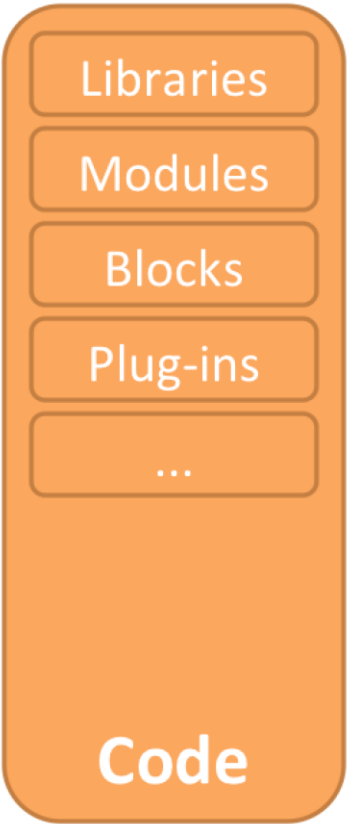
It is strongly recommended that you update your site to the latest version to obtain all recent security and bug fixes.

[Check for available updates](#)

Last check done on 26 December 2015, 7:00 AM

Chapter 2: The Moodle System





ADMINISTRATION



▶ [Front page settings](#)

▶ [My profile settings](#)

Docking

▼ [Site administration](#)

⚙ [Notifications](#)

⚙ [Registration](#)

⚙ [Advanced features](#)

▶ [Users](#)

▶ [Courses](#)

▶ [Grades](#)

▶ [Badges](#)

▶ [Location](#)

▶ [Language](#)

▶ [Plugins](#)

▶ [Security](#)

▶ [Appearance](#)

▶ [Front page](#)

▶ [Server](#)

▶ [Networking](#)

▶ [Reports](#)

▶ [Development](#)

⚙ [Assignment upgrade helper](#)

Search



[Home](#) ▶ [Site administration](#) ▶ [Plugins](#) ▶ [Repositories](#) ▶ [File system](#)

ADMIN BOOKMARKS



[Browse list of users](#)

[File system](#)

[Unbookmark this page](#)

Upload users ?

Upload

Help icon

Upload users

Users may be uploaded (and optionally enrolled in courses) via text file. The format of the file should be as follows:

- Each line of the file contains one record
- Each record is a series of data separated by commas (or other delimiters)
- The first record contains a list of fieldnames defining the format of the rest of the file
- Required fieldnames are username, password, firstname, lastname, email

Help Window

and drop files here to add them.

CSV delimiter

Encoding

Preview rows

Upload users

There are required fields in this form marked *.

[Link to Moodle Docs](#)

[Moodle Docs for this page](#)

Upload users

(Redirected from [admin/tool/uploaduser/index](#))

We're currently working on documenting the new features and improvements in 3.0, ready for its release in November 2015. Help is always welcome - just log in with your moodle.org username and password to edit pages.

An administrator can upload multiple user accounts via text file in Administration > Site administration > Users > Accounts > Upload users.

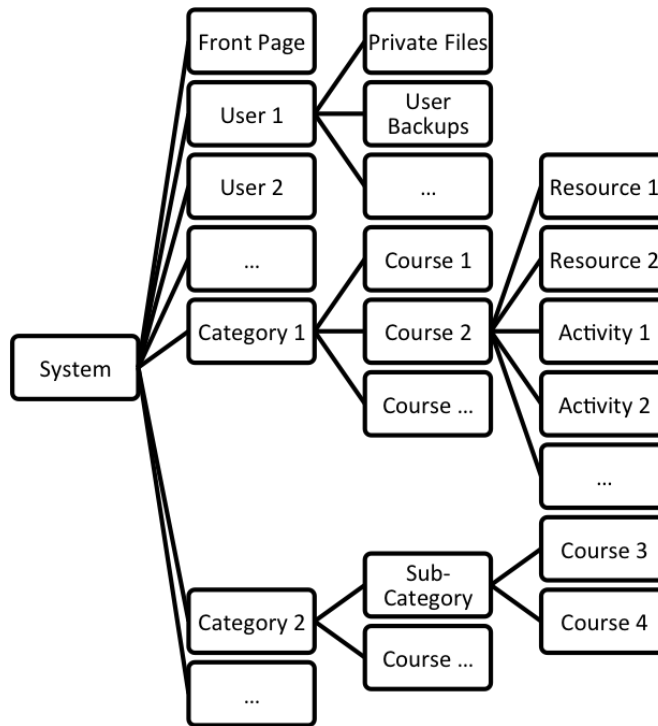
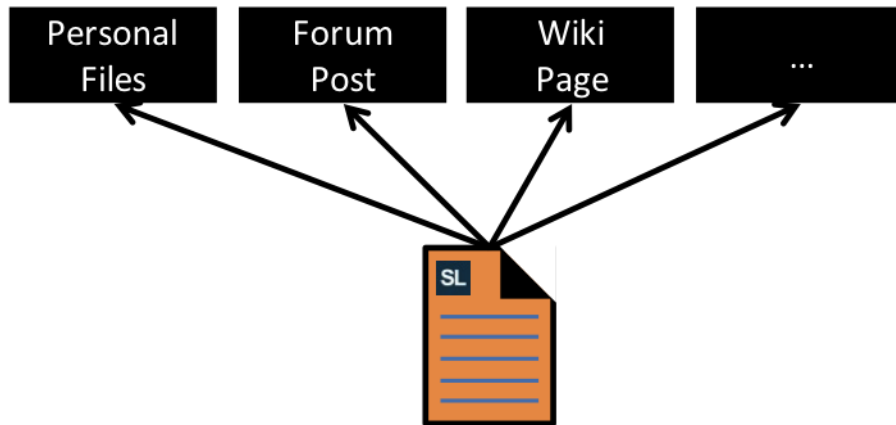
There are many robust options for uploading information (fields associated with a user) with this method: from enrolling users in multiple courses with course specific roles to updating user information in the User profile to deleting users from the site.

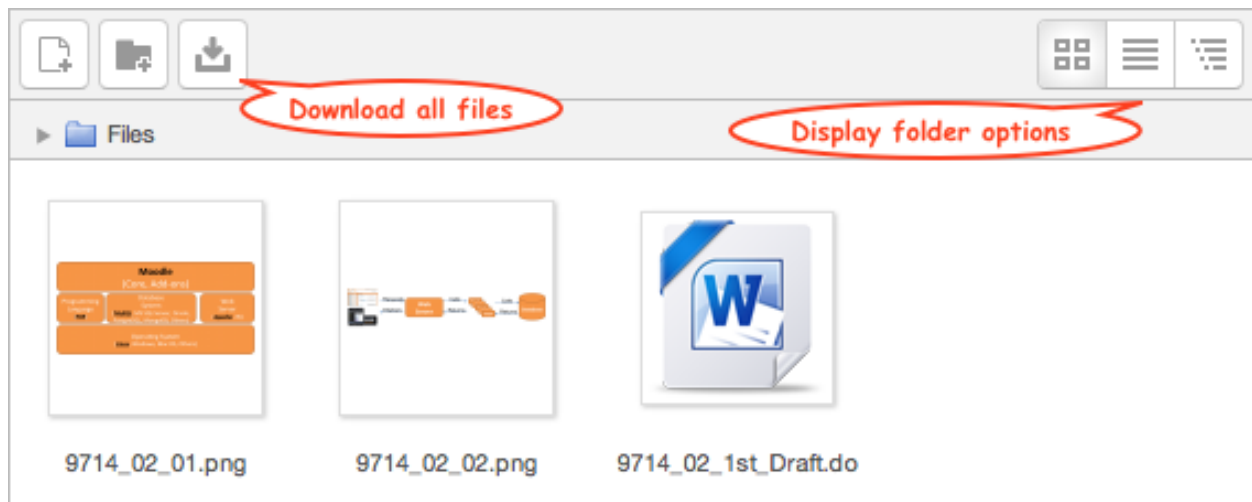
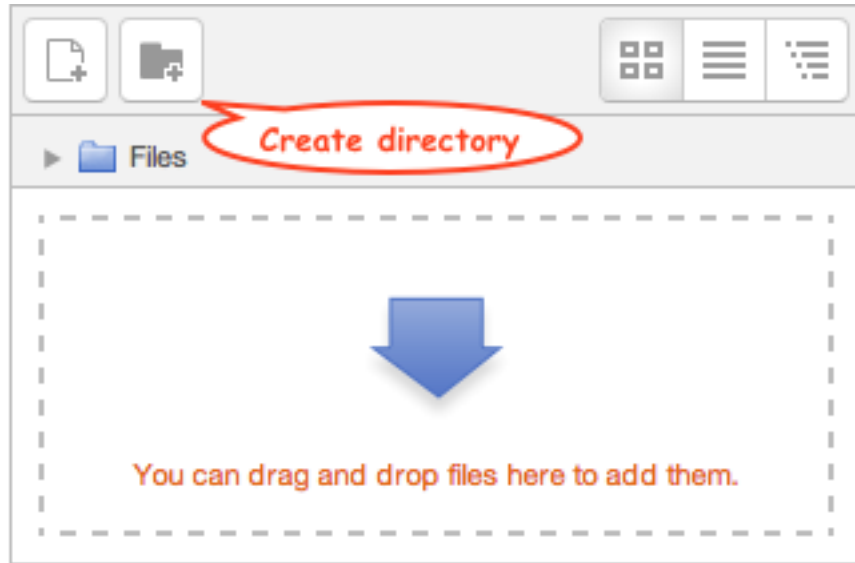
Rather than uploading the text file, it can simply dragged from the desktop and dropped into the upload area, as demonstrated in the screencast [Drag and drop new users into Moodle 2.3.6](#) (by Mary Cooch).

Tip: It is usually not necessary to upload users in bulk with Upload users. To keep maintenance work down you should first explore forms of authentication that do not require manual maintenance, such as [connecting to existing external databases](#) or letting the users create their own accounts ([Self enrolment](#)). See [Authentication](#) for more information.

MANAGING ACCOUNTS

- Browse list of users
- Bulk user actions
- Add a new user
- Upload users
- User pictures
- User profile fields
- Additional name fields





Edit 9714_02_1st_Draft.docx ✕


?

Name:

Author:







Choose license: ▾


Path: ▾


 Last modified: 27 April 2014, 3:53 PM
Created: 27 April 2014, 3:53 PM
Size: 1.1MB


Files


Maximum size for new files: Unlimited

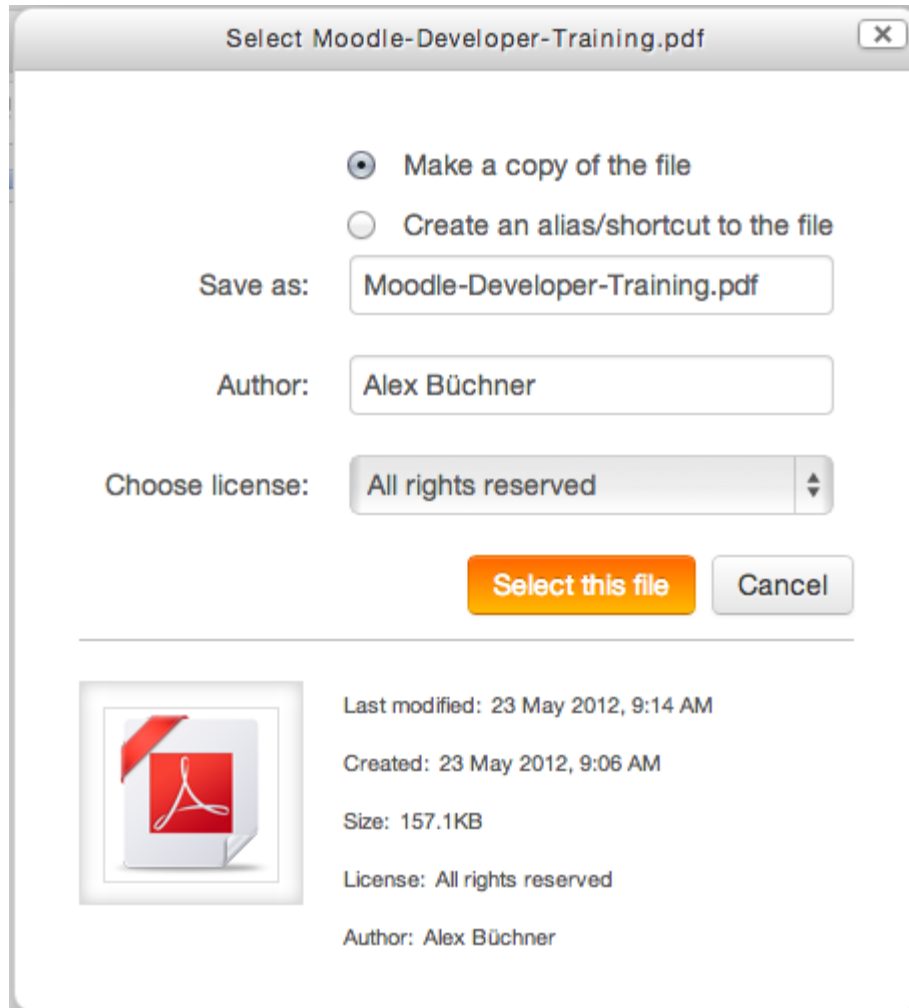
     

▶  Files

 ☰
Data


Image.JPG

 🔗
Moodle-Developer-



File types

Extension	Type	MIME type	Type groups	Description
3gp	⚙️ × Standard	video/quicktime	video	
7z	⚙️ × Standard	application/x-7z-compressed	archive	Archive (7Z)
aac	⚙️ × Standard	audio/aac	audio	Audio file (AAC)
accdb	⚙️ × Standard	application/msaccess		
ai	⚙️ × Standard	application/postscript	image	Image (POSTSCRIPT)

Manage repositories

Name	Active?	Order	Settings
File system	<div style="border: 1px solid black; padding: 2px; display: inline-block;"><input checked="" type="checkbox"/> Enabled and visible <input type="checkbox"/> Enabled but hidden <input type="checkbox"/> Disabled</div>	↓	Settings 2 Site-wide common instance(s) 1 Course-wide common instance(s) 1 User private instance(s)

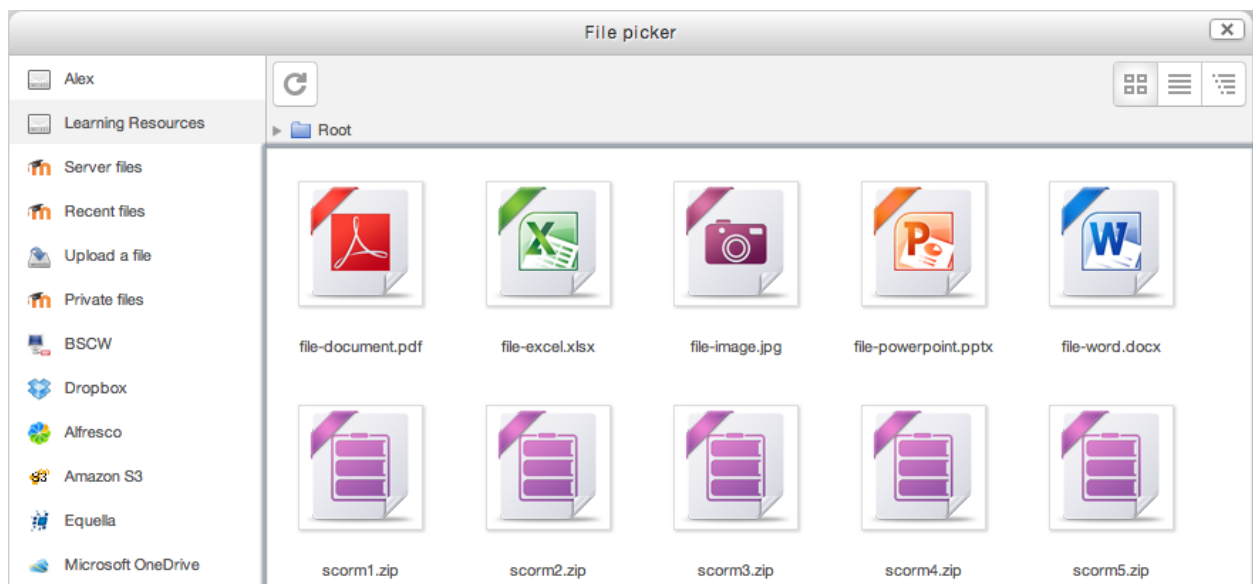
Configuration for file system repository

Name*

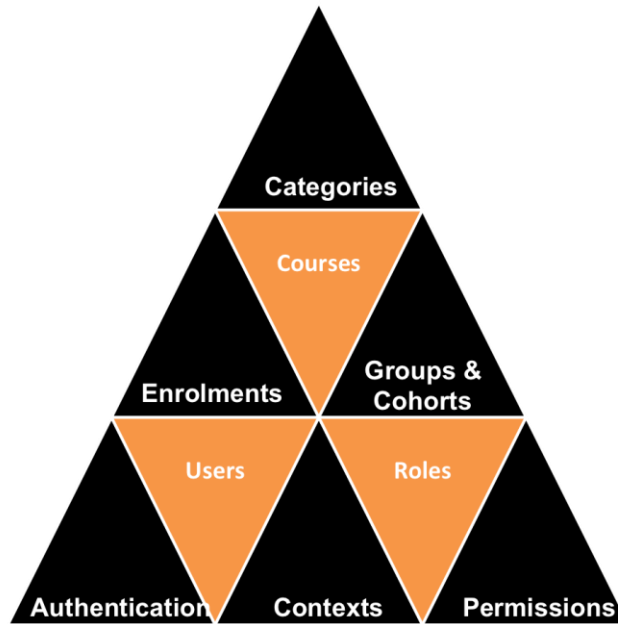
alex
 ecdl

These folders are within the `/var/www/moodledata2/repository/` directory.

Allow relative files This allows all files in the repository to be accessible using relative links.



Chapter 3: Courses, Users, and Roles



Edit course settings

▼ General

► Expand all

Course full name* ?

Course short name* ?

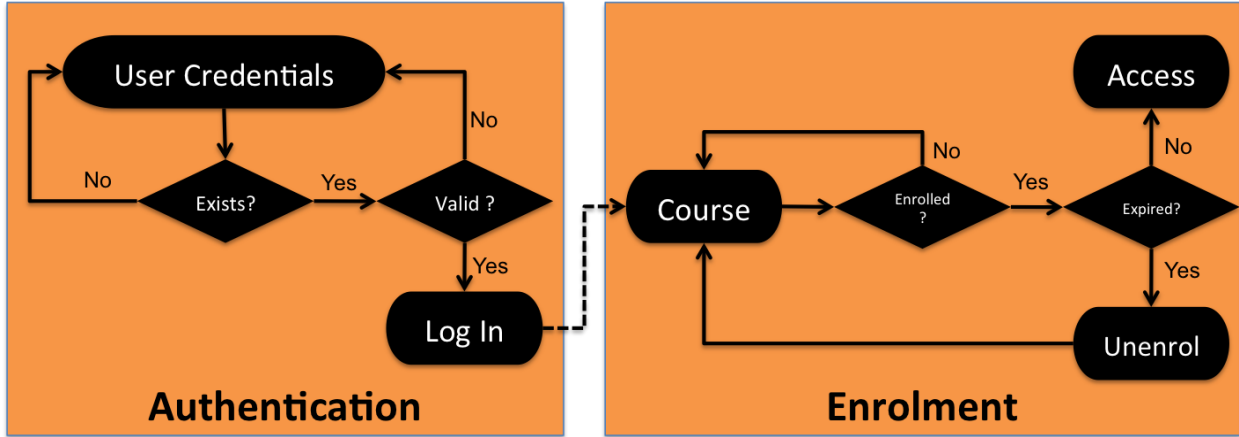
Course category ?

Visible ?

Course start date ?



Course ID number ?



▼ General

Username*

Choose an authentication method

Suspended account

Generate password and notify user

The password must have at least 8 characters, at least 1 digit(s), at least 1 lower case letter(s), at least 1 upper case letter(s), at least 1 non-alphanumeric character(s)

New password Unmask

Force password change

First name*

Surname*

Email address* Required

Email display

First name / Surname	Email address	City/town	Country	Last access	Edit
Alex Büchner	alex.buchner@synergy-learning.com	Heidelberg	Germany	28 secs	⚙️
Participant One	participant01@myschool.edu	Heidelberg	Germany	Never	✕ 👁 ⚙️
Participant Two	participant02@myschool.edu	Heidelberg	Germany	Never	✕ 👁 ⚙️
Participant Three	participant03@myschool.edu	Heidelberg	Germany	Never	✕ 👁 ⚙️
Participant Four	participant04@myschool.edu	Heidelberg	Germany	Never	✕ 👁 ⚙️
Participant Five	participant05@myschool.edu	Heidelberg	Germany	Never	✕ 👁 ⚙️
Participant Six	participant06@myschool.edu	Heidelberg	Germany	Never	✕ 👁 ⚙️
Participant Seven	participant07@myschool.edu	Heidelberg	Germany	Never	✕ 👁 ⚙️
Participant Eight	participant08@myschool.edu	Heidelberg	Germany	Never	✕ 👁 ⚙️
Participant Nine	participant09@myschool.edu	Heidelberg	Germany	Never	✕ 👁 ⚙️
Participant Ten	participant10@myschool.edu	Heidelberg	Germany	Never	✕ 👁 ⚙️
Tommy Teacher	tommy@myschool.edu	Heidelberg	Germany	Never	✕ 👁 ⚙️

Demo course



[View](#) | [Edit](#) | [Enrolled users](#) | [Delete](#) | [Hide](#) | [Backup](#) | [Restore](#)

Enrolled users

Search Enrol

First name / Surname	Last access	Enrol
Participant One participant01@myschool.edu	Never	Enrol
Participant Three participant03@myschool.edu	Never	Enrol
Participant Two participant02@myschool.edu	Never	Enrol

Enrol users

Assign roles

- None
- Manager
- Teacher
- Non-editing teacher
- Student

Enrol users

All Filter Reset

Enrolment methods

- Manual enrolments from Tuesday, 29 April 2014, 12:00 AM ⚙️ ✕
- Manual enrolments from Tuesday, 29 April 2014, 12:00 AM ⚙️ ✕
- Manual enrolments from Tuesday, 29 April 2014, 12:00 AM ⚙️ ✕

Enrol users

Short name  editingteacher

Custom full name  Teacher

Custom description  Teachers can do anything within a course, including changing the activities and grading students.

Role archetype  ARCHETYPE: Teacher (editing)

Context types where this role may be assigned

- System
- User
- Category
- Course
- Activity module
- Block


Allow role assignments Non-editing teacher, Student

Allow role overrides Non-editing teacher, Student, Guest

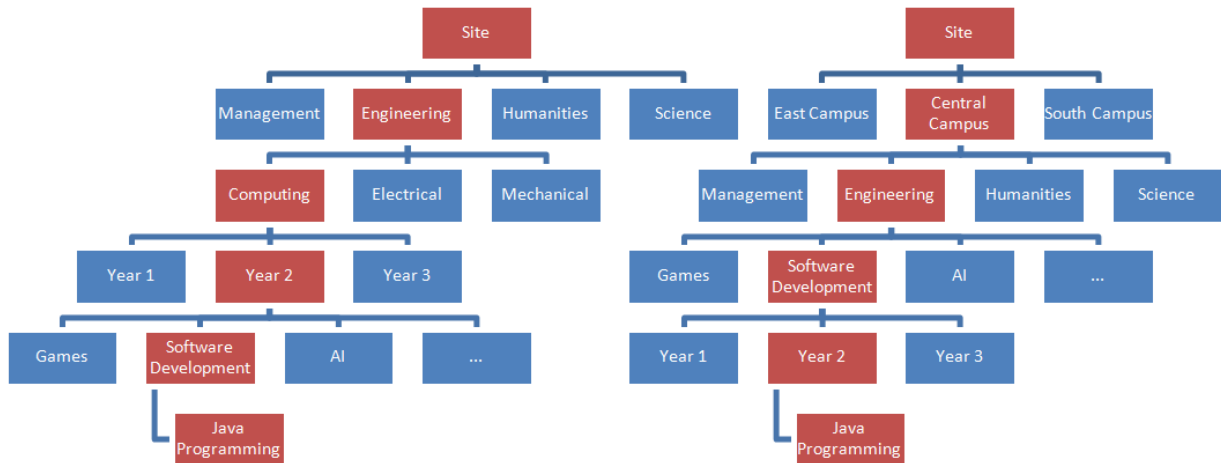
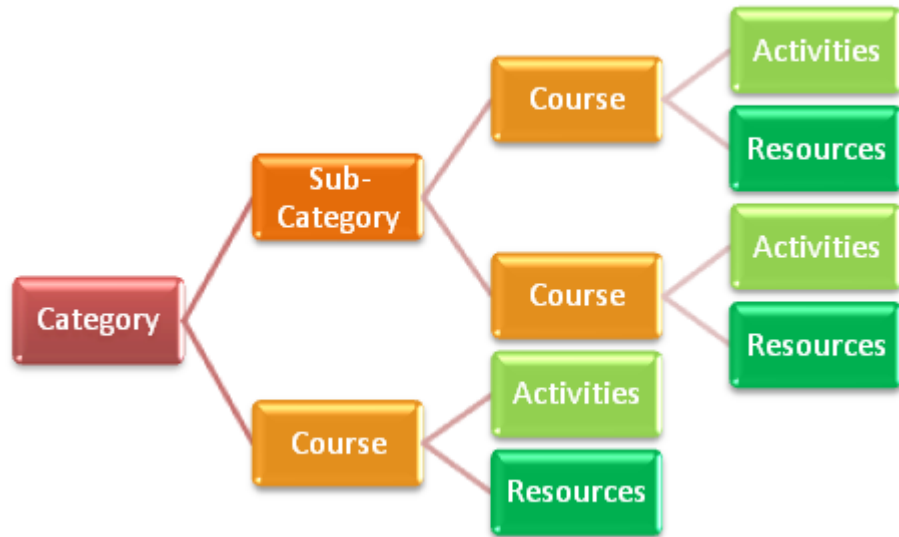
Allow role switches Non-editing teacher, Student, Guest

Role risks    

Filter

Capability	Permission 	Risks
System		
Edit and manage entries moodle/blog:manageentries	Allow	
Edit and manage external blogs moodle/blog:manageexternal	Allow	
Search blog entries moodle/blog:search	Allow	

Chapter 4: Course Management



Course categories

Create new category

Parent category

- ✓ Top
- Miscellaneous

Category name*

Engineering

Category ID number ?

ENG

Description



Course and qualifications of the Faculty of Engineering

- Computing** COMP 👁️ ⬆️ ⚙️ ▾ 0 🔄
- **Computing - Year 1**
COMP-1 👁️ ⬇️ ⚙️ ▾ 0 🔄
 - **Computing - Year 2**
COMP-2 👁️ ⬆️ ⬇️ ⚙️ ▾ 0 🔄
 - **Computing - Year 3**
COMP-3 👁️ ⬆️ ⚙️ ▾ 0 🔄

Delete category: Computing

▼ Contents of Computing

This category contains

- Subcategories
- Courses

What to do

- ✓ Move contents to another category
- Delete all – cannot be undone

Move into

Miscellaneous

Delete

Cancel

<input type="checkbox"/>	▪ Miscellaneous		ENG	0
<input type="checkbox"/>	▪ Engineering		ENG	2
<input type="checkbox"/>	▫ Computing		COMP	4
<input checked="" type="checkbox"/>	▪ Computing - Year 1			3
<input checked="" type="checkbox"/>	▪ Computing - Year 3			0
<input checked="" type="checkbox"/>	▪ Computing - Year 2			0

Sorting

Selected categories

Sort by Category name ascending

Sort by Course full name ascending

Sort

Move selected categories to

Choose...

- Edit
- Create new subcategory
- Sort subcategories by Category name ascending
- Sort subcategories by Category name descending
- Sort subcategories by Category ID number ascending
- Sort subcategories by Category ID number descending
- Delete
- Assign roles
- Permissions
- Cohorts
- Filters
- Restore course

Create new course | Sort courses ▾ | Per page: 50 ▾

Demo course

Packt Demo

Move selected course

Choose...

Sort by Course full name ascending

Sort by Course full name descending

Sort by Course short name ascending

Sort by Course short name descending

Sort by Course ID number ascending

Sort by Course ID number descending

Sort by Course time created ascending

Sort by Course time created descending



Course default settings

Visible

Show ▾

Default: Show

moodlecourse | visible

This setting determines whether the course appears in the list of courses. Apart from teachers and administrators, users are not allowed to enter the course.

Course format

Format

Weekly format ▾

Default: Weekly format

moodlecourse | format

The course main page will be displayed in this format.

Maximum number of sections

52

Default: 52

moodlecourse | maxsections

The maximum value in the number of sections dropdown menu (applies to certain course formats only).

Course request

Enable course requests
enablecourserequests

Default: No

This will allow any user to request a course be created.

Default category for course requests
defaultrequestcategory

Miscellaneous



Default: Miscellaneous

Courses requested by users will be automatically placed in this category.

Enable category selection
requestcategoryselection

Default: No

Allow the selection of a category when requesting a course.

Course request notification
courserequestnotify

Nobody

Everyone who can 'Approve course creation'
Alex Büchner

Default: Nobody

Users who will be notified when a course is requested. Only users who can approve course requests are listed here.

Courses pending approval

The user requesting this course will be automatically enrolled and assigned the role of Teacher.

Course short name	Course full name	Requested by	Summary	Category	Reason for course request	Action
Bootstrap	Bootstrap design	Tommy Teacher	Understanding the bootstrap framework and creating web content for mobile devices.	Computing	New element in MSc. Instruction Design	Approve Reject...

[Back to course listing](#)

▼ General

File* 

Choose a file...

courses.csv

CSV delimiter 

, 

Encoding 

UTF-8 

Preview rows 

10 

▼ Import options


Upload mode 

Create new courses only, skip existing ones

Create all, increment shortname if needed

Update mode 

Create new courses, or update existing ones

Only update existing courses 

Allow deletes 

No 

Allow renames 

No 

Allow resets 

No 

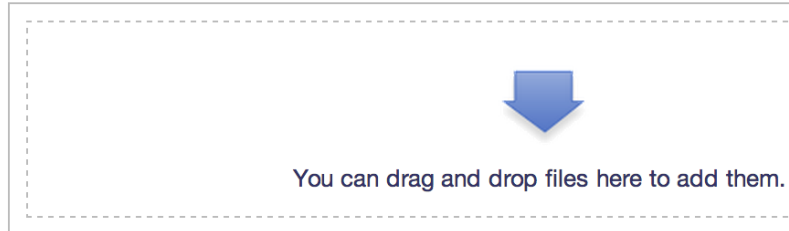
Preview

▼ Course process

Template to generate a shortname



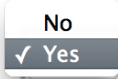
Restore from this file after upload



Restore from this course after upload



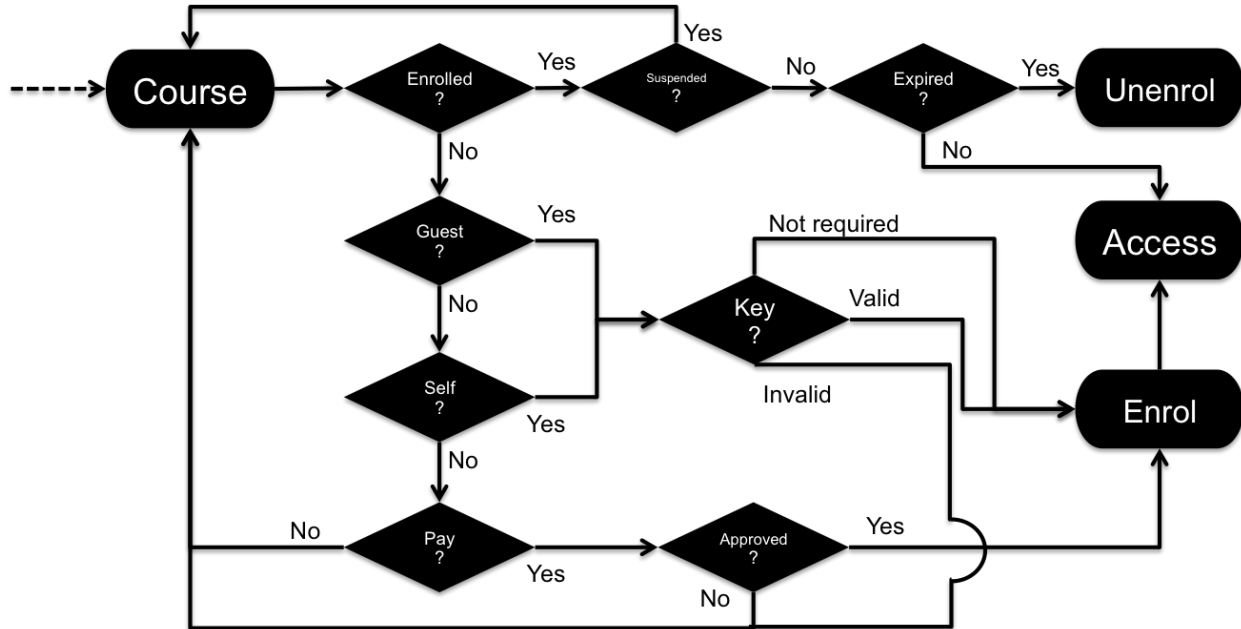
Reset course after upload



Upload courses results

Line	Result	ID	Short name	Full name	ID number	Status
1	✓	17	course1	Course One		Course created
2	✗		course2	Course Two		Could not resolve category by ID number
3	✓	18	course3	Course Three		Course created
4	✓	16	dummy			Course deleted
5	✗		test	Test course		Could not resolve category by ID

- Courses total: 5
- Courses created: 2
- Courses updated: 0
- Courses deleted: 1
- Courses errors: 2



Available course enrolment plugins

Name	Instances / enrolments	Version	Enable	Up/Down	Settings	Test settings	Uninstall
Manual enrolments	7 / 5	2013110500		↓	Settings		
Guest access	7 / 0	2013110500		↑ ↓	Settings		Uninstall
Self enrolment	7 / 0	2013112100		↑ ↓	Settings		Uninstall
Cohort sync	0 / 0	2013110500		↑ ↓	Settings		Uninstall
LDAP enrolments	0 / 0	2013110500		↑ ↓	Settings		Uninstall
External database	0 / 0	2013110500		↑	Settings	Test settings	Uninstall
Category enrolments	0 / 0	2013110500			Settings		Uninstall
Flat file (CSV)	0 / 0	2013110500			Settings		Uninstall
IMS Enterprise file	0 / 0	2013110500			Settings		Uninstall
Course meta link	0 / 0	2013110500			Settings		Uninstall
MNet remote enrolments	0 / 0	2013110500			Settings		Uninstall
PayPal	0 / 0	2013110500			Settings		Uninstall

Name	Users	Up/Down	Edit
Manual enrolments	0	↓	✕ 👁 👤 ⚙
Guest access	0	↑ ↓	✕ ✂ ⚙
Self enrolment (Student)	0	↑	✕ ✂ ⚙

- Choose...
- Self enrolment
- ✓ Cohort sync
- Course meta link
- PayPal

Manual enrolments

The manual enrolments plugin allows users to be enrolled manually via a link in the course administration settings, by a user with appropriate permissions such as a teacher. The plugin should normally be enabled, since certain other enrolment plugins, such as self enrolment, require it.

Enrolment expiration action Default: Keep user enrolled
enrol_manual | expiredaction

Select action to carry out when user enrolment expires. Please note that some user data and settings are purged from course during course unenrolment.

Hour to send enrolment expiry notifications Default: 6
enrol_manual | expirynotifyhour

Enrolment instance defaults

Default enrolment settings in new courses.

Add instance to new courses Default: Yes
enrol_manual | defaultenrol It is possible to add this plugin to all new courses by default.

Enable manual enrolments Default: Yes
enrol_manual | status Allow course access of internally enrolled users. This should be kept enabled in most cases.

Default role Default: Student
enrol_manual | roleid

Default enrolment start Default: Now
enrol_manual | enrolstart

Default enrolment duration days Default: None
enrol_manual | enrolperiod Default length of time that the enrolment is valid. If set to zero, the enrolment duration will be unlimited by default.

Notify before enrolment expires Default: No
enrol_manual | expirynotify This setting determines whether enrolment expiry notification messages are sent.

Notification threshold days Default: 1 days
enrol_manual | expirythreshold How long before enrolment expiry should users be notified?

Manual enrolments

Enable manual enrolments ? Yes ▾

Default role Student ▾

Default enrolment duration ? 12 weeks ▾ Enable

Notify before enrolment expires ? No
 Enroller only
 Enroller and enrolled user

Notification threshold ? 7 days ▾

Save changes

Cancel

Manual enrolments from Sunday, 25 May 2014, 12:00 AM ⚙️ ✕

Status Active
 Suspended

Enrolment starts 25 May 2014 00:00 ⚙️ Enable

Enrolment ends 25 May 2014 08:40 ⚙️ Enable

Enrolment created Sunday, 25 May 2014, 8:44 AM

Self enrolment

The self enrolment plugin allows users to choose which courses they want to participate in. The courses may be protected by an enrolment key. Internally the enrolment is done via the manual enrolment plugin which has to be enabled in the same course.





- Require enrolment key** Default: No
enrol_self | requirepassword Require enrolment key in new courses and prevent removing of enrolment key from existing courses.
- Use password policy** Default: No
enrol_self | usepasswordpolicy Use standard password policy for enrolment keys.
- Show hint** Default: No
enrol_self | showhint Show first letter of the guest access key.
- Enrolment expiration action** Default: Keep user enrolled
enrol_self | expiredaction Select action to carry out when user enrolment expires. Please note that some user data and settings are purged from course during course unenrolment.
- Hour to send enrolment expiry notifications** Default: 6
enrol_self | expirynotifyhour

Enrolment instance defaults

Default enrolment settings in new courses.

- Add instance to new courses** Default: Yes
enrol_self | defaultenrol It is possible to add this plugin to all new courses by default.
- Enable existing enrolments** Default: No
enrol_self | status

▼ Self enrolment

- Custom instance name**
- Enable existing enrolments** 
- Allow new enrolments** 
- Enrolment key** Unmask 
- Use group enrolment keys** 

Guest access

Guest access plugin is only granting temporary access to courses, it is not actually enrolling users.

- Require guest access password**
enrol_guest | requirepassword **Default: No**
Require access password in new courses and prevent removing of access password from existing courses.
- Use password policy**
enrol_guest | usepasswordpolicy **Default: No**
Use standard password policy for guest access passwords.
- Show hint**
enrol_guest | showhint **Default: No**
Show first letter of the guest access password.

Enrolment instance defaults

Default enrolment settings in new courses.

- Add instance to new courses**
enrol_guest | defaultenrol **Default: Yes**
It is possible to add this plugin to all new courses by default.
- Allow guest access**
enrol_guest | status **Default: No** **Advanced**
Allow temporary guest access by default.

Cohort sync

Cohort enrolment plugin synchronises cohort members with course participants.

- Default role**
enrol_cohort | roleid **Default: Student**
- External unenrol action**
enrol_cohort | unenrolaction
 Unenrol user from course
 Disable course enrolment and remove roles
Default: Unenrol user from course
Select action to carry out when user enrolment disappears from external enrolment source. Please note that some user data and settings are purged from course during course unenrolment.

Enrol users
✕

Assign roles Student

Browse users
 Browse cohorts

▶ Enrolment options

Found 3 cohorts

1	7a	Enrol 19 users
2	7b	Enrol 4 users
3	7c	Enrol 3 users

▼ Cohort sync

Custom instance name 7c

Active Yes

Cohort* 7c

Assign role Student

Add to group None

Add method
Add method and create another
Cancel

LDAP server settings

Host URL ldaps://ldap.synergy-learning.com Default: Empty

enrol_ldap | host_url

Specify LDAP host in URL-form like 'ldap://ldap.myorg.com/' or 'ldaps://ldap.myorg.com/'

Use TLS Yes Default: No

enrol_ldap | start_tls

Use regular LDAP service (port 389) with TLS encryption

Version 3 Default: 3

enrol_ldap | ldap_version

The version of the LDAP protocol your server is using

LDAP encoding utf-8 Default: utf-8

enrol_ldap | ldapencoding

External database connection

Database driver Default: Empty
enrol_database | dbtype

ADOdb database driver name, type of the external database engine.

Database host Default: localhost
enrol_database | dbhost

Type database server IP address or host name. Use a system DSN name if using ODBC.

Database user Default: Empty
enrol_database | dbuser

Database password Unmask
enrol_database | dbpass

File location Default: Empty
enrol_flatfile | location

Specify full path to the enrolment file. The file is automatically deleted after processing.

File encoding Default: UTF-8
enrol_flatfile | encoding

Notify enrolled users Default: No
enrol_flatfile | mailstudents

Notify user responsible for enrolments Default: No
enrol_flatfile | mailteachers

Notify administrator Default: No
enrol_flatfile | mailadmins

External unenrol action enrol_flatfile | unenrolaction

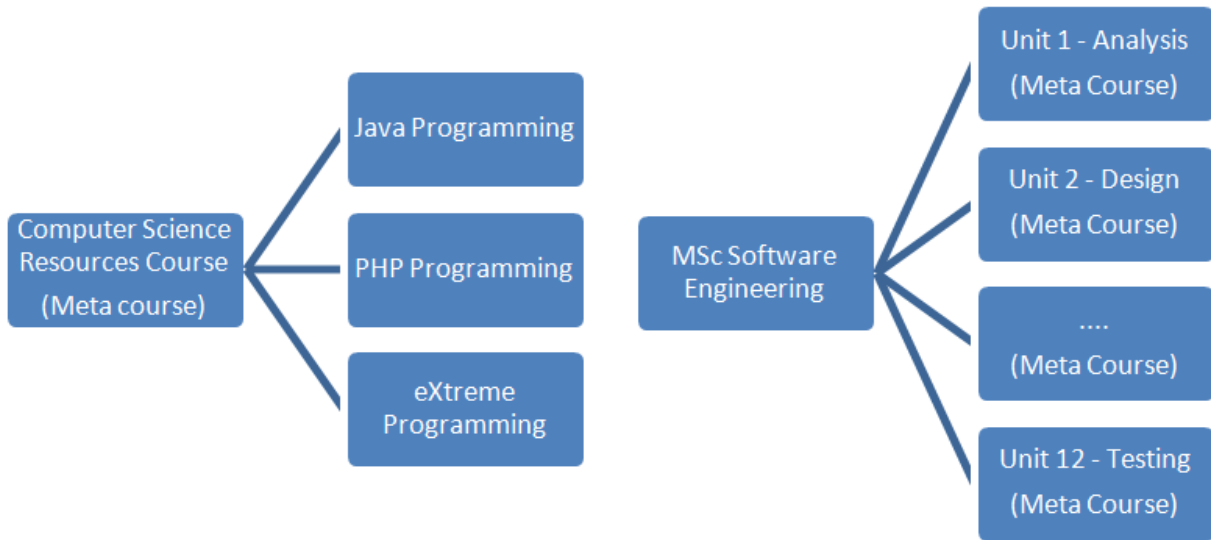
Default: Disable course enrolment and remove roles

Select action to carry out when user enrolment disappears from external enrolment source. Please note that some user data and settings are purged from course during course unenrolment.

Enrolment expiration action enrol_flatfile | expiredaction

Default: Disable course enrolment and remove roles

Select action to carry out when user enrolment expires. Please note that some user data and settings are purged from course during course unenrolment.



Course meta link

Course meta link enrolment plugin synchronises enrolments and roles in two different courses.

Roles that are not synchronised
enrol_meta | nosyncroleids

- Manager (manager)
- Course creator (coursecreator)
- Teacher (editingteacher)
- Non-editing teacher (teacher)
- Student (student)
- Guest (guest)
- Authenticated user (user)
- Authenticated user on frontpage (frontpage)
- Web Service (webservice)
- Registered Hub User (RegisteredHubUser)

Default: None

By default all course level role assignments are synchronised from parent to child courses. Roles that are selected here will not be included in the synchronisation process. The roles available for synchronisation will be updated in the next cron execution.

Synchronise all enrolled users
enrol_meta | syncall

Default: Yes

If enabled all enrolled users are synchronised even if they have no role in parent course, if disabled only users that have at least one synchronised role are enrolled in child course.

External unenrol action
enrol_meta | unenrolaction

Disable course enrolment and remove roles Default: Disable course enrolment and remove roles

Select action to carry out when user enrolment disappears from external enrolment source. Please note that some user data and settings are purged from course during course unenrolment.

Sort course list
enrol_meta | coursesort

- Sort order
- Course full name
- Course short name
- Course ID number

Default: Sort order

the list of courses that can be linked are sorted by sort order (i.e. the order set in Site > Manage courses and categories) or alphabetically by course setting.

▼ Course meta link

Link course*

Add to group

- ✓ Choose...
- Extreme Programming
- PHP Programming
- Induction Program
- Course Handbook

Add method

Add method and create another

Cancel

PayPal

The PayPal module allows you to set up paid courses. If the cost for any course is zero, then students are not asked to pay for entry. There is a site-wide cost that you set here as a default for the whole site and then a course setting that you can set for each course individually. The course cost overrides the site cost.

PayPal business email <small>enrol_paypal paypalbusiness</small>	<input type="text" value="youremail@paypal.com"/> Default: Empty
The email address of your business PayPal account	
Notify students <small>enrol_paypal mailstudents</small>	<input checked="" type="checkbox"/> Default: No
Notify teachers <small>enrol_paypal mailteachers</small>	<input checked="" type="checkbox"/> Default: No
Notify admin <small>enrol_paypal mailadmins</small>	<input type="checkbox"/> Default: No
Enrolment expiration action <small>enrol_paypal expiredaction</small>	<input type="text" value="Disable course enrolment and remove roles"/> Default: Disable course enrolment and remove roles
Select action to carry out when user enrolment expires. Please note that some user data and settings are purged from course during course unenrolment.	

Enrolment instance defaults

Default enrolment settings in new courses.

Allow PayPal enrolments <small>enrol_paypal status</small>	<input type="text" value="Yes"/> Default: No
Allow users to use PayPal to enrol into a course by default.	
Enrol cost <small>enrol_paypal cost</small>	<input type="text" value="199"/> Default: 0
Currency <small>enrol_paypal currency</small>	<input type="text" value="Euro"/> Default: US Dollar
Default role assignment <small>enrol_paypal roleid</small>	<input type="text" value="Student"/> Default: Student
Select role which should be assigned to users during PayPal enrolments	
Enrolment duration <small>enrol_paypal enrolperiod</small>	<input type="text" value="0"/> <input type="text" value="days"/> Default: None
Default length of time that the enrolment is valid. If set to zero, the enrolment duration will be unlimited by default.	

▼ PayPal

Custom instance name

Allow PayPal enrolments

Enrol cost

Currency

Assign role

Enrolment duration Enable

Start date Enable

End date Enable

Chapter 5: User Management

General

Username*

Choose an authentication method Manual accounts ?

Suspended account ?

The password must have at least 8 characters, at least 1 digit(s), at least 1 lower case letter(s), at least 1 upper case letter(s), at least 1 non-alphanumeric character(s)

New password Unmask ?

Force password change ?

First name*

Surname*

Email address*

Email display ⌵


City/town

Select a country ⌵


Timezone ⌵

Preferred theme ⌵

Description ?







User picture


Current picture 

Delete

New picture ? Maximum size for new files: Unlimited, maximum attachments: 1

Files


hero-alex.png

Picture description

▼ Interests

List of interests 

x Moodle

x Totara

x Mahara

Analytics



▼ Optional

Web page

www.synergy-learning.com

ICQ number

Skype ID

synergy-learning

AIM ID

Yahoo ID

MSN ID

ID number

Institution

Department

Phone

+44 (0)28 9042 2000

Mobile phone

Address

Hollywood House, 1 Innis Cou

Other fields

Profile field

Edit

Twitter ID  

Parental responsibilities

No fields have been defined

Create a new profile field:

Checkbox

Date/Time

Dropdown menu

Text area

Text input

OR

Create a new profile category

Common settings

Short name (must be unique)*

Contact

Name*

Contact person

Description of the field



Primary contact person

Is this field required?

No 

Is this field locked?

Yes 

Should the data be unique?

No 


Display on signup page?

No 

Who is this field visible to? 

- Not visible
- Visible to user
- Visible to everyone

Category

Parental responsibilities 

▼ Specific settings

Menu options (one per line)

Father
Mother
Carer

Default value

Mother

▼ Specific settings

Default value

Display size

Maximum length


Is this a password field?

Link 

Link target

- None
- ✓ New window
- Same frame
- Same window

Parental responsibilities


Profile field	Edit
Contact person	  
Relationship	   
Parent at work?	   
Comment	   
Expiry date	   
Twitter ID	  

▼ Parental responsibilities


Contact person

Relationship

Parent at work?

Comment 

Hearing difficulties

Expiry date  Enable

Twitter ID

▼ New filter

User full name

contains

Add filter

Show more...

Add a new user

First name / Surname	Email address	City/town	Country	Last access	Edit
Adam Stevenson	Adam.Stevenson@yourschool.org.uk	Hollywood	United Kingdom	Never	✕ 👁 ⚙
Alex Büchner	packt@synergy-learning.com	Heidelberg	Germany	53 secs	⚙
Alex Newton	Alex.Newton@yourschool.org.uk	Hollywood	United Kingdom	Never	✕ 👁 ⚙
Amanda Binnington	Amanda.Binnington@yourschool.org.uk	Hollywood	United Kingdom	Never	✕ 👁 ⚙
Amanda hutchingson	Amanda.Hutchinson@yourschool.org.uk	Hollywood	United Kingdom	Never	✕ 👁 ⚙
Andrew Craig	andrew.craig@yourschool.org.uk	Hollywood	United Kingdom	Never	✕ 👁 ⚙
Andrew Ellera	andrew.ellera@yourschool.org.uk	Hollywood	United Kingdom	Never	✕ 👁 ⚙

User details

[Edit profile](#)

Email address

packt@synergy-learning.com

Country

Germany

City/town

Heidelberg

Web page

<http://www.synergy-learning.com>

Interests

Moodle, Totara, Mahara

Twitter ID

mcbuchner

Login activity

First access to site

Tuesday, 29 April 2014, 7:44 PM (1 year 184 days)

Last access to site

Saturday, 31 October 2015, 5:08 AM (6 secs)

Last IP address

192.168.56.1

▼ Active filters

First name starts with "chr"

Remove selected

Remove all filters

Add a new user

First name / Surname	Email address	City/town	Country	Last access	Edit
Chris Barnes	chris.barnes@yourschool.org.uk	Hollywood	United Kingdom	Never	✕ 👁 ⚙
Chris Cole	Chris.m.Cole@yourschool.org.uk	Hollywood	United Kingdom	Never	✕ 👁 ⚙
Chris Driver	chris.driver@yourschool.org.uk	Hollywood	United Kingdom	Never	✕ 👁 ⚙
Chris Finnigan	chris.finnigan@yourschool.org.uk	Hollywood	United Kingdom	Never	✕ 👁 ⚙
Christina Medford	christina.medford@yourschool.org.uk	Hollywood	United Kingdom	Never	✕ 👁 ⚙

▼ New filter

User full name contains

Surname* contains

First name* contains

Username* starts with

Email address* contains

City/town* contains

Country* is any value

Confirmed* any value

Suspended account* any value

User profile fields* any field contains

Course role* any role any category

System role* any role

Cohort ID* is equal to

First access* is after Enable

is before Enable

Last access* is after Enable

is before Enable

Never accessed*

Last modified* is after Enable

▼ Active filters

- Last access is before Saturday, 1 March 2014, 12:00 AM
- City/town is equal to "Holywood"
- Email address ends with "yourschool.org.uk"

Remove selected

Remove all filters

▼ Active filters

- User full name contains "chris"

Remove selected

Remove all filters

▼ Users in list

Users ?

Available

All filtered (5/155)
Chris Barnes
Chris Cole
Chris Driver
Chris Finnigan
Christina Medford

Selected

All selected (5/155)
Chris Barnes
Chris Cole
Chris Driver
Chris Finnigan
Christina Medford

Add to selection

Remove from selection

Add all

Remove all

With selected users...

Choose...

✓ Confirm

Send a message

Delete

Display on page

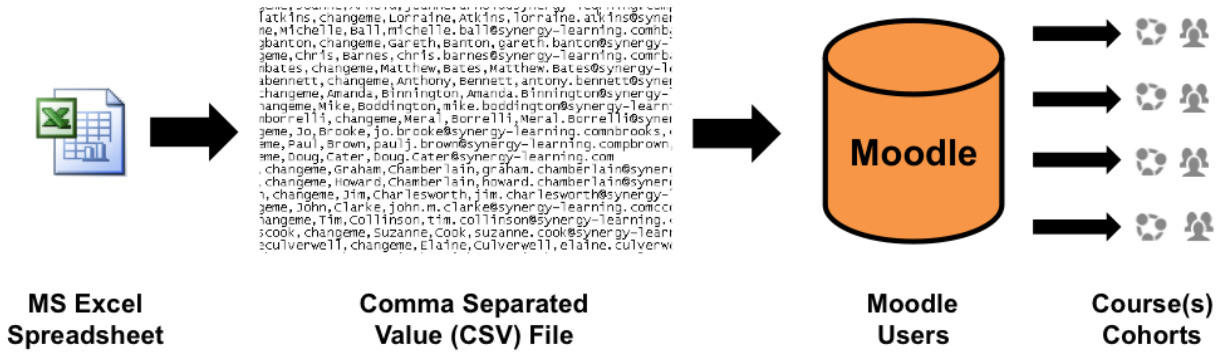
Download

Force password change

Add to cohort

Go

i Moodle



```

j.tatkins, changeme, Lorraine, Atkins, Lorraine, atkins@syner
ne, Michelle, Ball, michelle.ball@synergy-learning.com;b
j.barton, changeme, gar eth, Barton, gar eth, barton@syner
geme, Chris, Barnes, Chris, barnes@synergy-learning.com;b
ibates, changeme, Matthew, Bates, Matthew, Bates@synergy-l
ibennett, changeme, Anthony, Bennett, antony, bennett@syne
changeme, Amanda, Binnington, Amanda, Binnington@syner
changeme, Mike, Boddington, mike, boddington@synergy-learn
nborrelli, changeme, Meral, Borrelli, Meral, Borrelli@syner
geme, Jo, Brooke, jo.brooke@synergy-learning.com;brooks, t
ime, Paul, Brown, paul.j.brown@synergy-learning.com;bro
me, Doug, Cater, Doug, Cater@synergy-learning.com
, changeme, Graham, Chamberlain, graham, chamberlain@syner
, changeme, Howard, Chamberlain, howard, chamberlain@syner
y, changeme, Jim, Charlesworth, jim, charlesworth@syner
yeme, John, Clarke, john.m.clarke@synergy-learning.com;c
changeme, Tim, Collinson, tim, collinson@synergy-learning.
;cook, changeme, Suzanne, Cook, suzanne, cook@synergy-learn
;culverwell, changeme, Elaine, Culverwell, Elaine, Culverw

```

File*

Users.csv

CSV delimiter

Encoding

Preview rows

CSV line	username	course1	role1	course2	Status
2	galmond	Advanced	editingteacher	Staff	
3	earmstrong	Advanced	examiner	Staff	
4	jarnold	Basic	3	Staff	

▼ [Collapse all](#)

▼ Settings

Upload type	<input type="text" value="Add new only, skip existing users"/>
New user password	<input type="text" value="Create password if needed"/>
Existing user details	<input type="text" value="No changes"/>
Existing user password	<input type="text" value="No changes"/>
Allow renames	<input type="text" value="No"/>
Allow deletes	<input type="text" value="No"/>
Allow suspending and activating of accounts	<input type="text" value="Yes"/>
Standardise usernames	<input type="text" value="Yes"/>
Select for bulk user actions	<input type="text" value="No"/>

Username template*

Required. You may use template syntax here (%l = lastname, %f = firstname, %u = username). See help for details and examples.

Email display

Status	CSV line	ID	Username	First name	Surname	Email address	Password	Authentication	Enrolments	Suspended account	Delete
User not added - already registered	2	158	gaimond	Graham	Almond	graham.almond@yourschool.org.uk		manual			
User not added - error	3		sworthington	Steve	Worthington	Invalid email address	xxx	manual		No	
New user	4	312	jwatts	John	Watts	John.Watts@yourschool.org.uk	1234567 Invalid password policy	manual		No	
New user	5	313	dwilliams	David	Williams	David.Williams@yourschool.org.uk	Abcd\$ef12	manual		No	
User not added - already registered	6	298	pkennedy	Peter	Kennedy	Peter.Kennedy@yourschool.org.uk	Abcd\$ef12	manual			
New user	7	314	pwilliams	Paul	Williams	paul.williams@yourschool.org.uk	Abcd\$ef12	manual		No	
New user	8	315	nwilson	Nigel	Wilson	Nigel.Wilson@yourschool.org.uk	Abcd\$ef12	manual		No	
New user	9	316	awright	Andrew	Wright	Andrew.w.wright@yourschool.org.uk	changeme Invalid password policy	manual		No	

Users created: 5
Users skipped: 2
Users having a weak password: 2
Errors: 1

▼ Upload

File*

Choose a file...

pictures.zip

username
idnumber

✓ id

**User attribute to use to match
pictures:**

Overwrite existing user pictures?

No ▾

Upload user pictures

Password expiry settings

Enable password expiry

Allow passwords to expire after a specified time.

Password duration

Length of time for which a password is valid.

Notification threshold

Number of days before password expiry that a notification is issued.

Lock user fields

First name

You can lock user data fields. This is useful for sites where the user data is maintained by the administrators manually by editing user records or uploading using the 'Upload users' facility. If you are locking fields that are required by Moodle, make sure that you provide that data when creating user accounts or the accounts will be unusable.

Surname

Email address

Consider setting the lock mode to 'Unlocked if empty' to avoid this problem.

















City/town

Country

System: available cohorts (4)

System cohorts [All cohorts](#) [Add new cohort](#) [Upload cohorts](#)

Search cohort

Name	Cohort ID	Description	Cohort size	Source	Edit
7a	7a	All students from class 7a	19	Created manually	   
7b	7b	All students from class 7a	11	Created manually	   
7c	7c	All students from class 7c	10	Created manually	   
Temp	temp	Used as a placeholder	0	Created manually	   

Add new cohort

System cohorts

All cohorts

Add new cohort

Upload cohorts

Name* Teachers

Context System

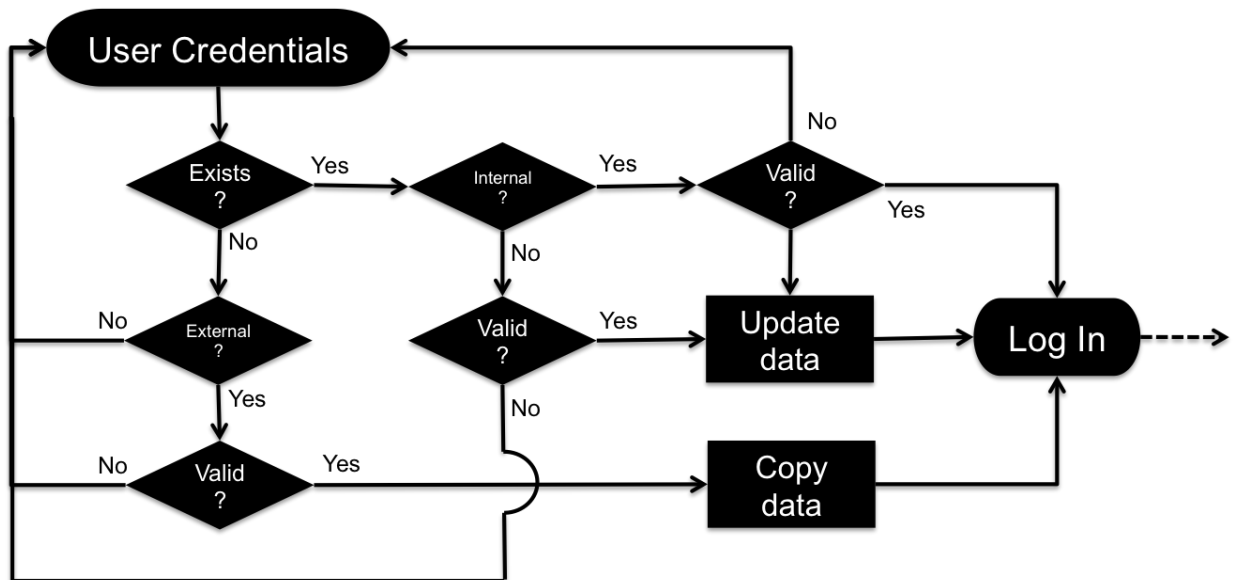
Cohort ID Teachers

Visible

Description




All teachers and instructors in the institution.



Name	Users	Enable	Up/Down	Settings	Test settings	Uninstall
Manual accounts	155			Settings		
No login	1			Settings		
LDAP server	3		↓	Settings		
Email-based self-registration	2		↑ ↓	Settings		
MNet authentication	0		↑	Settings		
CAS server (SSO)	0			Settings		Uninstall
External database	0			Settings	Test settings	Uninstall
FirstClass server	0			Settings		Uninstall
IMAP server	0			Settings		Uninstall
NNTP server	0			Settings		Uninstall
No authentication	0			Settings		Uninstall
PAM (Pluggable Authentication Modules)	0			Settings		Uninstall
POP3 server	0			Settings		Uninstall
RADIUS server	0			Settings		Uninstall
Shibboleth	0			Settings		Uninstall
Web services authentication	0			Settings		

Common settings

Self registration registerauth	<input checked="" type="checkbox"/> Disable <input type="checkbox"/> Email-based self-registration	Default: Disable
	If an authentication plugin, such as email-based self-registration, is selected, then it enables potential users to register themselves and create accounts. This results in the possibility of spammers creating accounts in order to use forum posts, blog entries etc. for spam. To avoid this risk, self-registration should be disabled or limited by <i>Allowed email domains</i> setting.	
Allow log in via email authloginviaemail	<input type="checkbox"/> Default: No	Allow users to use both username and email address (if unique) for site login.
Allow accounts with same email allowaccountssameemail	<input type="checkbox"/> Default: No	If enabled, more than one user account can share the same email address. This may result in security or privacy issues, for example with the password change confirmation email.
Prevent account creation when authenticating authpreventaccountcreation	<input type="checkbox"/> Default: No	When a user authenticates, an account on the site is automatically created if it doesn't yet exist. If an external database, such as LDAP, is used for authentication, but you wish to restrict access to the site to users with an existing account only, then this option should be enabled. New accounts will need to be created manually or via the upload users feature. Note that this setting doesn't apply to MNet authentication.
Autofocus login page form loginpageautofocus	<input checked="" type="checkbox"/> Default: No	Enabling this option improves usability of the login page, but automatically focusing fields may be considered an accessibility issue.
Guest login button guestloginbutton	Show	Default: Show You can hide or show the guest login button on the login page.
Limit concurrent logins limitconcurrentlogins	No	Default: No If enabled the number of concurrent browser logins for each user is restricted. The oldest session is terminated after reaching the limit, please note that users may lose all unsaved work. This setting is not compatible with single sign-on (SSO) authentication plugins.
Alternate login URL alternateloginurl		Default: Empty If you enter a URL here, it will be used as the login page for this site. The page should contain a form which has the action property set to 'http://packt.ab.local/login/index.php' and return fields username and password . Be careful not to enter an incorrect URL as you may lock yourself out of this site. Leave this setting blank to use the default login page.
Forgotten password URL forgottenpasswordurl		Default: Empty If you enter a URL here, it will be used as the lost password recovery page for this site. This is intended for sites where passwords are handled entirely outside of Moodle. Leave this blank to use the default password recovery.
Instructions auth_instructions		

▼ Choose your username and password

Username*

The password must have at least 8 characters, at least 1 digit(s), at least 1 lower case letter(s), at least 1 upper case letter(s), at least 1 non-alphanumeric character(s)

Password* Unmask

▼ More details

Email address*

Email (again)*


First name*

Surname*

City/town

Country

reCAPTCHA



Enter the words above

[Get another CAPTCHA](#)
[Get an audio CAPTCHA](#)

▼ Site policy agreement

[Link to site policy agreement](#)

I understand and agree*

[Create my new account](#)

[Cancel](#)

Data mapping

First name
Update local
Update external
Lock value

These fields are optional. You can choose to pre-fill some Moodle user fields with information from the **LDAP fields** that you specify here.

If you leave these fields blank, then nothing will be transferred from LDAP and Moodle defaults will be used instead.

Surname
Update local
Update external
Lock value

In either case, the user will be able to edit all of these fields after they log in.

Update local: If enabled, the field will be updated (from external auth) every time the user logs in or there is a user synchronization. Fields set to update locally should be locked.

Email address
Update local
Update external
Lock value

Lock value: If enabled, will prevent Moodle users and admins from editing the field directly. Use this option if you are maintaining this data in the external auth system.

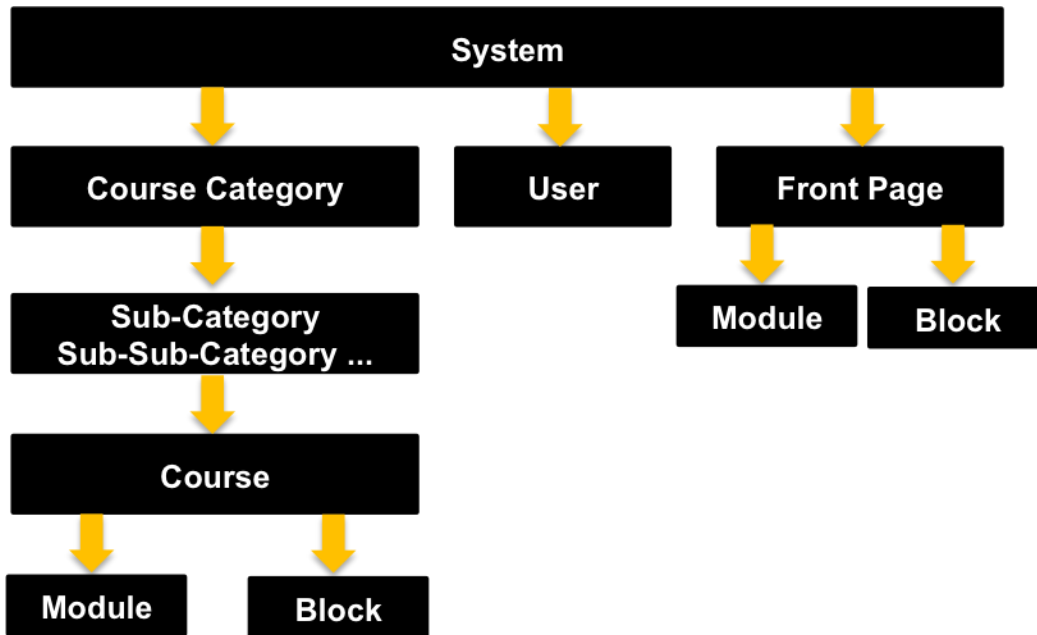
City/town
Update local
Update external
Lock value

Update external: If enabled, the external auth will be updated when the user record is updated. Fields should be unlocked to allow edits.

Note: Updating external LDAP data requires that you set binddn and bindpw to a bind-user with editing privileges to all the user records. It currently does not preserve multi-valued attributes, and will remove extra values on update.

Host	<input type="text" value="localhost"/>	The computer hosting the database server. Use a system DSN entry if using ODBC.
Database	<input type="text" value="mysql"/>	The database type (See the ADOdb documentation for details)
Use sybase quotes	<input type="text" value="No"/>	Sybase style single quote escaping - needed for Oracle, MS SQL and some other databases. Do not use for MySQL!
DB name	<input type="text" value="MIS"/>	Name of the database itself. Leave empty if using an ODBC DSN.
DB user	<input type="text" value="moodle"/>	Username with read access to the database
Password	<input type="text" value="....."/>	Password matching the above username
	<input type="checkbox"/> Unmask	
Table	<input type="text" value="USERS"/>	Name of the table in the database
Username field	<input type="text" value="ID"/>	Name of the field containing usernames
Password field	<input type="text" value="PASSWORD"/>	Name of the field containing passwords

Chapter 6: Managing Permissions – Roles and Capabilities



Front page roles ?

Please choose a role to assign

Role	Description	Users with role
Manager		0
Teacher		2 Matthew Bates Mary Fawcett
Non-editing teacher		0
Student		18 More than 10

[Back to Front page](#)

Assign role 'Student' in Front page ?

Existing users

Users in this Course (18)

- Suzanne Cook (suzanne.cook@yourschool.org.uk)
- Simon Dower (simon.dower@yourschool.org.uk)
- Sharon Fennell (sharon.fennell@yourschool.org.uk)
- Simon Hamblin (Simon.Hamblin@yourschool.org.uk)
- Simon Hancock (Simon.Hancock@yourschool.org.uk)
- Sue Knight (sue.knight@yourschool.org.uk)
- Sandra Pickard (sandra.pickard@yourschool.org.uk)
- Sarah Priestly (sarah.priestley@yourschool.org.uk)
- Steven Rankin (Steven.Rankin@yourschool.org.uk)
- Steve Rimmer (Steve.Rimmer@yourschool.org.uk)
- Barrie Saxby (Barrie.Saxby@yourschool.org.uk)
- Participant Seven (participant07@myschool.edu)
- Andrew Simpson (andrew.simpson@yourschool.org.uk)
- Participant Six (participant06@myschool.edu)
- Simon Smith (simon.smith@yourschool.org.uk)
- Sue Smith (sue.smith@yourschool.org.uk)
- Adam Stevenson (Adam.Stevenson@yourschool.org.uk)
- Luke Stowell (luke.stowell@yourschool.org.uk)

Search

Search options ▾

- Keep selected users, even if they no longer match the search
- If only one user matches the search, select them automatically
- Match the search text anywhere in the displayed fields

Assign another role

Student (18) ▾

[Back to the list of all roles](#)

Potential users

Potential users matching 'a' (16)

- Graham Almond (graham.almond@yourschool.org.uk)
- Eleanor Armstrong (Eleanor.Armstrong@yourschool.org.uk)
- Joanne Arnold (joanne.arnold@yourschool.org.uk)
- Philip Arthurs (philip.arthurs@yourschool.org.uk)
- Lorraine Atkins (lorraine.atkins@yourschool.org.uk)
- Anthony Bennett (antony.bennett@yourschool.org.uk)
- Amanda Binnington (Amanda.Binnington@yourschool.org.uk)
- Alex Büchner (packt@synergy-learning.com)
- Andrew Craig (andrew.craig@yourschool.org.uk)
- Andrew Elleray (andrew.elleray@yourschool.org.uk)
- Andrew Greenhouse (Andrew.Greenhouse@yourschool.org.uk)
- Andy Hodnett (Andy.Hodnett@yourschool.org.uk)
- Amanda hutchingson (Amanda.Hutchinson@yourschool.org.uk)
- Andy Lowes (Andy.Lowles@yourschool.org.uk)
- Alex Newton (Alex.Newton@yourschool.org.uk)
- Andrew Wright (Andrew.w.wright@yourschool.org.uk)

Search

Assign roles in System ?

WARNING! Any roles you assign from this page will apply to the assigned users throughout the entire system, including the front page and all the courses.

Please choose a role to assign

Role	Description	Users with role
Manager		1 Sue Smith
Course creator		0

Manual enrolments

Enrolled users

Enrolled users (18)

- Graham Almond (graham.almond@yourschool.org.uk)
- Eleanor Armstrong (Eleanor.Armstrong@yourschool.org.uk)
- Joanne Arnold (joanne.arnold@yourschool.org.uk)
- Philip Arthurs (philip.arthurs@yourschool.org.uk)
- Lorraine Atkins (lorraine.atkins@yourschool.org.uk)
- Anthony Bennett (antony.bennett@yourschool.org.uk)
- Amanda Binnington (Amanda.Binnington@yourschool.org.uk)
- Alex Büchner (packt@synergy-learning.com)
- Andrew Craig (andrew.craig@yourschool.org.uk)
- Andrew Elleray (andrew.elleray@yourschool.org.uk)
- Andrew Greenhouse (Andrew.Greenhouse@yourschool.org.uk)
- Andy Hodnett (Andy.Hodnett@yourschool.org.uk)
- Amanda Hutchingson (Amanda.Hutchinson@yourschool.org.uk)
- Andy Lowes (Andy.Lowles@yourschool.org.uk)
- Alex Newton (Alex.Newton@yourschool.org.uk)
- Andrew Simpson (andrew.simpson@yourschool.org.uk)
- Adam Stevenson (Adam.Stevenson@yourschool.org.uk)
- Andrew Wright (Andrew.w.wright@yourschool.org.uk)

◀ Add

Assign role

Student ▾

Enrolment duration

Unlimited ▾

Starting from

Today (30/06/14) ▾

Remove ▶

Not enrolled users

Matching not enrolled users (17)

- Simon Conlam (Simon.Conlam@yourschool.org.uk)
- Suzanne Cook (suzanne.cook@yourschool.org.uk)**
- Simon Dower (simon.dower@yourschool.org.uk)
- Sharon Fennell (sharon.fennell@yourschool.org.uk)
- Simon Hamblin (Simon.Hamblin@yourschool.org.uk)
- Simon Hancock (Simon.Hancock@yourschool.org.uk)**
- Sue Knight (sue.knight@yourschool.org.uk)**
- Sandra Pickard (sandra.pickard@yourschool.org.uk)**
- Sarah Priestly (sarah.priestley@yourschool.org.uk)
- Steven Rankin (Steven.Rankin@yourschool.org.uk)
- Steve Rimmer (Steve.Rimmer@yourschool.org.uk)
- Barrie Saxby (Barrie.Saxby@yourschool.org.uk)
- Participant Seven (participant07@myschool.edu)**
- Participant Six (participant06@myschool.edu)
- Simon Smith (simon.smith@yourschool.org.uk)
- Sue Smith (sue.smith@yourschool.org.uk)**
- Luke Stowell (luke.stowell@yourschool.org.uk)

The following users are not enrolled in this course but do have roles, inherited or assigned within it.

First name / Surname ^ / Email address	Last access	Roles
Michelle Ball michelle.ball@yourschool.o		Manager (Assigned in this course) ✕
Chris Barnes chris.barnes@yourschool.o		Manager (Assigned in this course) ✕
Rachel Barnes Rachel.Barnes@yourschoo		Manager (Assigned in this course) ✕
John Preston john.preston@yourschool.o		Manager (Inherited from course category)
Sue Smith sue.smith@yourschool.org.		Manager (Assigned at site level)

Assign roles

Search [X]

139 users found

1	Hannah Banfield Hannah.Banfield@yourschool.org.uk	Assign role: Manager
2	Gareth Banton gareth.banton@yourschool.org.uk	Assign role: Manager
3	Matthew Bates Matthew.Bates@yourschool.org.uk	Assign role: Manager
4	James Belok james.belok@yourschool.org.uk	Assign role: Manager
5	Mike Boddington mike.boddington@yourschool.org.uk	

Search

ADMINISTRATION

- Forum administration
 - Edit settings
 - Locally assigned roles**
 - Permissions
 - Check permissions
 - Filters
 - Logs
 - Backup
 - Restore
 - Subscription mode
 - Show/edit current subscribers

Assign roles in Forum: News forum ?

Please choose a role to assign

Role	Description	Users with role
Teacher		0
Non-editing teacher		0
Student		0

[Back to Forum: News forum](#)

CALENDAR ☰ ◀

⊕ ⚙️ ▾

◀

Sun	Mo
1	2
8	9
15	16
22	23
29	30

- ⚙️ Configure Calendar block
- 👁️ Hide Calendar block
- 👤 Assign roles in Calendar block**
- ✖ Delete Calendar block

CALENDAR ☰ ◀

⊕ ⚙️ ▾

◀

Sun	Mon
1	2
8	9
15	16
22	23
29	30

- ⚙️ Configure Calendar block
- 👁️ Hide Calendar block
- 🔑 Permissions**
- ✖ Delete Calendar block

Preferences





User account

- [Edit profile](#)
- [Preferred language](#)
- [Forum preferences](#)
- [Editor preferences](#)
- [Messaging](#)

Roles

- [This user's role assignments](#)
- [Assign roles relative to this user](#)
- [Permissions](#)
- [Check permissions](#)

Manage roles	Allow role assignments	Allow role overrides	Allow role switches
Role ?	Description	Short name	Edit
Manager	Managers can access course and modify them, they usually do not participate in courses.	manager	↓ * X
Course creator	Course creators can create new courses.	coursecreator	↑ ↓ * X
Teacher	Teachers can do anything within a course, including changing the activities and grading students.	editingteacher	↑ ↓ * X
Non-editing teacher	Non-editing teachers can teach in courses and grade students, but may not alter activities.	teacher	↑ ↓ * X
Student	Students generally have fewer privileges within a course.	student	↑ ↓ * X
Guest	Guests have minimal privileges and usually can not enter text anywhere.	guest	↑ ↓ *
Authenticated user	All logged in users.	user	↑ ↓ *
Authenticated user on frontpage	All logged in users in the frontpage course.	frontpage	↑ ↓ * X

Short name ?	editingteacher
Custom full name ?	Teacher
Custom description ?	Teachers can do anything within a course, including changing the activities and grading students.
Role archetype ?	ARCHETYPE: Teacher (editing)
Context types where this role may be assigned	<input type="checkbox"/> System <input type="checkbox"/> User <input type="checkbox"/> Category <input checked="" type="checkbox"/> Course <input checked="" type="checkbox"/> Activity module <input type="checkbox"/> Block
Allow role assignments	Non-editing teacher, Student
Allow role overrides	Non-editing teacher, Student, Guest
Allow role switches	Non-editing teacher, Student, Guest
Role risks	   

Filter

Capability	Permission	Risks
Course		
Assign roles to users moodle/role:assign	Allow	
Review permissions for others moodle/role:review	Allow	
Override safe permissions for others moodle/role:safeoverride	Allow	
Switch to other roles moodle/role:switchroles	Allow	

Viewing the definition of role 'Course creator'

Filter

Capability	Permission	Risks
System		
Manage advanced grading form templates moodle/grade:managesharedforms	<input checked="" type="radio"/> Not set	<input type="radio"/> Allow <input type="radio"/> Prevent <input type="radio"/> Prohibit
Share advanced grading form as a template moodle/grade:sharegradingforms	<input checked="" type="radio"/> Not set	<input type="radio"/> Allow <input type="radio"/> Prevent <input type="radio"/> Prohibit
Configure system templates for Dashboard pages moodle/my:configsyspages	<input checked="" type="radio"/> Not set	<input type="radio"/> Allow <input type="radio"/> Prevent <input type="radio"/> Prohibit
Activity: Database		
Manage templates mod/data:managetemplates	<input checked="" type="radio"/> Not set <input type="radio"/> Allow	<input type="radio"/> Prevent <input type="radio"/> Prohibit

[View user profiles](#)
moodle/user:viewdetails

Not set

Allow

Prevent










Prohibit

Permissions in Assignment: Coursework I

Advanced role override

Choose... 

Filter

Capability	Risks	Roles with permission	Prohibited
System			
Change site configuration moodle/site:config	    	+	+
Grade report: Grader report			
View the grader report gradereport/grader:view		Non-editing teacher ✕, Teacher ✕, Manager ✕ +	+
Course			
View grades of other users moodle/grade:viewall		Non-editing teacher ✕, Teacher ✕, Manager ✕ +	+
Always see full names of users moodle/site:viewfullnames		Non-editing teacher ✕, Teacher ✕, Manager ✕ +	+
Activity: Assignment			
Edit another student's submission mod/assign:editothersubmission	  	+	+
Export own submission mod/assign:exportownsubmission		Student ✕, Non-editing teacher ✕, Teacher ✕, Manager ✕ +	+
Grade assignment mod/assign:grade		Non-editing teacher ✕, Teacher ✕, Manager ✕ +	+
Grant extension mod/assign:grantextension		Non-editing teacher ✕, Teacher ✕, Manager ✕ +	+

Override permissions for role 'Student' in Assignment: Assignment ?

The highlighted cells in the table below show the permission (if any) that will be inherited. Apart from the capabilities whose permission you actually want to alter, you should leave everything set to Inherit.

Filter

Capability	Permission ?	Risks
Grade report: Grader report		
View the grader report gradereport/grader:view	<input type="radio"/> Inherit (Not set)	<input type="radio"/> Allow <input type="radio"/> Prevent <input type="radio"/> Prohibit ⚠
Course		
View grades of other users moodle/grade:viewall	<input type="radio"/> Inherit (Not set)	<input checked="" type="radio"/> Allow <input type="radio"/> Prevent <input type="radio"/> Prohibit ⚠
Activity: Assignment		
Grade assignment mod/assign:grade	<input type="radio"/> Inherit (Not set)	<input type="radio"/> Allow <input type="radio"/> Prevent <input type="radio"/> Prohibit ⚠
Review and release grades mod/assign:managegrades	<input type="radio"/> Inherit (Not set)	<input type="radio"/> Allow <input type="radio"/> Prevent <input type="radio"/> Prohibit
Receive grader submission notifications mod/assign:receivegradernotifications	<input type="radio"/> Inherit (Not set)	<input type="radio"/> Allow <input type="radio"/> Prevent <input type="radio"/> Prohibit
Release grades mod/assign:releasegrades	<input type="radio"/> Inherit (Not set)	<input type="radio"/> Allow <input type="radio"/> Prevent <input type="radio"/> Prohibit
Review grades mod/assign:reviewgrades	<input type="radio"/> Inherit (Not set)	<input type="radio"/> Allow <input type="radio"/> Prevent <input type="radio"/> Prohibit
View grades mod/assign:viewgrades	<input type="radio"/> Inherit (Not set)	<input type="radio"/> Allow <input type="radio"/> Prevent <input type="radio"/> Prohibit

Override another role

[Back to the list of all roles](#)

Adding a new role ?

▼ Defaults

Use role or archetype

No role ▾

Use role preset

Choose a file...

editingteacher.xml

Continue

Cancel

Short name ?

parent

Custom full name ?

Parent

Custom description ?

Parent, mentor or guardian,
Role to be assigned in the USER context!

Role archetype ?

None

Context types where this role may be assigned

- System
- User
- Category
- Course
- Activity module
- Block

First name / Surname	Email address	City/town	Country	Last access	Edit
Frank Harris	Frank.Harris@yourschool.org.uk	Hollywood	United Kingdom	Never	✕ 👁 ⚙
Paul Harris	paul.harris@yourschool.org.uk	Hollywood	United Kingdom	Never	✕ 👁 ⚙
Roy Harris	roy.harris@ext.yourschool.org.uk	Hollywood	United Kingdom	Never	✕ 👁 ⚙

PARENT ACCESS



- Frank Harris
- Paul Harris

Check permissions in User: Paul Harris

Roles for user Roy Harris

- **parent** in **User: Paul Harris**
- **Authenticated user** in **System**

Permissions for user Roy Harris

Capability	Allowed
Users	
View and manage own earned badges moodle/badges:manageownbadges	Yes
View public badges in other users' profiles moodle/badges:viewotherbadges	Yes
Edit user messaging profile moodle/user:editmessageprofile	No
Edit user profile moodle/user:editprofile	No
Manage blocks on user profile of other users moodle/user:manageblocks	No
View all user blogs moodle/user:readuserblogs	Yes
View all user forum posts moodle/user:readuserposts	Yes
View user full information moodle/user:viewalldetails	Yes
View user last ip address moodle/user:viewlastip	No
See user activity reports moodle/user:viewuseractivitiesreport	Yes
User sessions report	
Manage own browser sessions report/usersessions:manageownsessions	Yes
Course	
View grades of other users moodle/grade:viewall	No

System

	Manager	Course creator	Teacher	Non-editing teacher	Student	Guest	Authenticated user	Authenticated user on frontpage	Parent
Rate posts mod/forum:rate	Allow	Not set	Allow	Allow	Not set	Not set	Not set	Not set	Not set

Category: Computing

	Manager	Course creator	Teacher	Non-editing teacher	Student	Guest	Authenticated user	Authenticated user on frontpage	Parent
Rate posts mod/forum:rate	Inherit	Inherit	Inherit	Inherit	Inherit	Inherit	Inherit	Inherit	Inherit

Course: Demo course

	Manager	Course creator	Teacher	Non-editing teacher	Student	Guest	Authenticated user	Authenticated user on frontpage	Parent
Rate posts mod/forum:rate	Inherit	Inherit	Inherit	Inherit	Inherit	Inherit	Inherit	Inherit	Inherit

Forum: News forum

	Manager	Course creator	Teacher	Non-editing teacher	Student	Guest	Authenticated user	Authenticated user on frontpage	Parent
Rate posts mod/forum:rate	Inherit	Inherit	Inherit	Inherit	Allow	Inherit	Inherit	Inherit	Inherit

Manage roles

Allow role assignments

Allow role overrides

Allow role switches

You can allow people who have the roles on the left side to assign some of the column roles to other people

	Manager	Course creator	Teacher	Non-editing teacher	Student	Guest	Authenticated user	Authenticated user on frontpage	Parent
Manager	<input checked="" type="checkbox"/>	<input checked="" type="checkbox"/>	<input checked="" type="checkbox"/>	<input checked="" type="checkbox"/>	<input checked="" type="checkbox"/>	<input type="checkbox"/>	<input type="checkbox"/>	<input type="checkbox"/>	<input type="checkbox"/>
Course creator	<input type="checkbox"/>	<input type="checkbox"/>	<input type="checkbox"/>	<input type="checkbox"/>	<input type="checkbox"/>	<input type="checkbox"/>	<input type="checkbox"/>	<input type="checkbox"/>	<input checked="" type="checkbox"/>
Teacher	<input type="checkbox"/>	<input type="checkbox"/>	<input checked="" type="checkbox"/>	<input checked="" type="checkbox"/>	<input checked="" type="checkbox"/>	<input type="checkbox"/>	<input type="checkbox"/>	<input type="checkbox"/>	<input checked="" type="checkbox"/>
Non-editing teacher	<input type="checkbox"/>	<input type="checkbox"/>	<input type="checkbox"/>	<input type="checkbox"/>	<input type="checkbox"/>	<input type="checkbox"/>	<input type="checkbox"/>	<input type="checkbox"/>	<input type="checkbox"/>
Student	<input type="checkbox"/>	<input type="checkbox"/>	<input type="checkbox"/>	<input type="checkbox"/>	<input type="checkbox"/>	<input type="checkbox"/>	<input type="checkbox"/>	<input type="checkbox"/>	<input type="checkbox"/>
Guest	<input type="checkbox"/>	<input type="checkbox"/>	<input type="checkbox"/>	<input type="checkbox"/>	<input type="checkbox"/>	<input type="checkbox"/>	<input type="checkbox"/>	<input type="checkbox"/>	<input type="checkbox"/>
Authenticated user	<input type="checkbox"/>	<input type="checkbox"/>	<input type="checkbox"/>	<input type="checkbox"/>	<input type="checkbox"/>	<input type="checkbox"/>	<input type="checkbox"/>	<input type="checkbox"/>	<input type="checkbox"/>
Authenticated user on frontpage	<input type="checkbox"/>	<input type="checkbox"/>	<input type="checkbox"/>	<input type="checkbox"/>	<input type="checkbox"/>	<input type="checkbox"/>	<input type="checkbox"/>	<input type="checkbox"/>	<input type="checkbox"/>
Parent	<input type="checkbox"/>	<input type="checkbox"/>	<input type="checkbox"/>	<input type="checkbox"/>	<input type="checkbox"/>	<input type="checkbox"/>	<input type="checkbox"/>	<input type="checkbox"/>	<input type="checkbox"/>

User policies

Role for visitors
notloggedinroleid

Guest (guest) Default: Guest (guest)

Users who are not logged in to the site will be treated as if they have this role granted to them at the site context. Guest is almost always what you want here, but you might want to create roles that are less or more restrictive. Things like creating posts still require the user to log in properly.

Role for guest
guestroleid

Guest (guest) Default: Guest (guest)

This role is automatically assigned to the guest user. It is also temporarily assigned to not enrolled users that enter the course via guest enrolment plugin.

Default role for all users
defaultuserrroleid

Authenticated user (user) Default: Authenticated user (user)

All logged in users will be given the capabilities of the role you specify here, at the site level, in ADDITION to any other roles they may have been given. The default is the Authenticated user role. Note that this will not conflict with other roles they have unless you prohibit capabilities, it just ensures that all users have capabilities that are not assignable at the course level (eg post blog entries, manage own calendar, etc).

Creators' role in new courses
creatornewroleid

Teacher (editingteacher) Default: Teacher (editingteacher)

If the user does not already have the permission to manage the new course, the user is automatically enrolled using this role.

Restorers' role in courses
restorernewroleid

Teacher (editingteacher) Default: Teacher (editingteacher)

If the user does not already have the permission to manage the newly restored course, the user is automatically assigned this role and enrolled if necessary. Select "None" if you do not want restorers to be able to manage every restored course.

Default frontpage role
defaultfrontpageroleid

- Student (student)
- Guest (guest)
- Authenticated user on frontpage (frontpage)



Chapter 7: Moodle Look and Feel

Moodle Administration 3 Packt Publishing Synergy Learning English (en) Alex Buchner

Community finder

PACKT PUBLISHING

Moodle
Totara
Mahara

NAVIGATION

- Home
- Dashboard
- Site pages
- My courses

ADMINISTRATION

- Front page settings
 - Turn editing on
 - Edit settings
- Users
- Filters
- Reports
- Backup
- Restore
- Question bank
- Site administration

Available courses

- Moodle Networking**
This course is hosted on the remote site to demonstrate Moodle's networking functionality.
- Moodle Administration**
Information about Moodle Administration
Teacher: Participant Eight
All courses

CALENDAR

November 2015

Sun	Mon	Tue	Wed	Thu	Fri	Sat
1	2	3	4	5	6	7
8	9	10	11	12	13	14
15	16	17	18	19	20	21
22	23	24	25	26	27	28
29	30					

MY COURSES

- Totara Demo
- All courses ...

(c) 2015 by Synergy Learning
You are logged in as Alex Buchner (Log out)



Home ▶ Site administration ▶ Courses ▶ Man

Dashboard ▶ Site administration ▶ Courses ▶

NAVIGATION

Home

- Dashboard
- Site pages
- My courses
- Courses

NAVIGATION

Dashboard

- Site home
- Site pages
- My courses
- Courses



LOGIN

Username
admin

Password
.....

Remember username

Log in

[Create new account](#)
[Lost password?](#)

NAVIGATION

Home

▶ Courses

Courses

▼ Collapse all

- ▼ Packt Administration
 - Totara Demo
 - Moodle Administration
- ▼ Computing
 - ▼ Computing - Year 1
 - Induction Program
 - Course Handbook
 - ▶ Computing - Year 3
 - ▶ Computing - Year 2

Search courses:

CALENDAR

November 2015

Sun	Mon	Tue	Wed	Thu	Fri	Sat
1	2	3	4	5	6	7
8	9	10	11	12	13	14
15	16	17	18	19	20	21
22	23	24	25	26	27	28
29	30					

COURSE CATEGORIES

- Packt Administration
- Computing
- All courses ...



Front page settings

Full site name
fullname

Packt

Short name for site (eg single word)
shortname

Moodle Administration 3

Front page summary
summary

This site is accompanying the authoring of Moodle Administration 3 by Packt Publishing (www.packtpub.com)

This summary can be displayed on the front page using the course/site summary block.

Front page
frontpage

Combo list

- Course search box
- News items
- List of courses
- List of categories
- Combo list
- Course search box
- ✓ None

The items selected above will be displayed on the site's front page.

Front page items when logged in
frontpageloggedin

List of courses

None

- ✓ Add...
- Activities
- Admin bookmarks
- Blog menu
- Blog tags
- Comments
- Course completion status
- Course/site summary
- HTML
- Latest badges
- Latest news
- Logged in user
- Main menu
- Mentees

- Messages
- Network servers
- Online users
- People
- Private files
- Random glossary entry
- Recent activity
- Recent blog entries
- Remote RSS feeds
- Search forums
- Self completion
- Tags
- Upcoming events

Configuring a Navigation block

▼ Block settings

Allow the user to dock this block

Yes ▾

Display categories as links

No ▾

Trim mode

Trim characters from the right ▾

How many characters to trim to


50

Generate navigation for the following

- ✓ Everything
- Categories and courses
- Categories, courses, and course structures
- Categories, courses, and course Activities

▼ Where this block appears

Original block location  System

Page contexts 

Default region 

Default weight 

▼ On this page

Visible

Region

Weight

▼ Front page settings

 [Turn editing off](#)

 [Edit settings](#)

▼ Users

 [Groups](#)

▼ Permissions

 [Assigned roles](#)

 [Check permissions](#)

 [Filters](#)

 [Reports](#)

 [Backup](#)

 [Restore](#)

 [Question bank](#)

► Default My home page

Blocks editing off

CALENDAR

August 2014

Sun	Mon	Tue	Wed	Thu	Fri	Sat
					1	2
3	4	5	6	7	8	9
10	11	12	13	14	15	16
17	18	19	20	21	22	23
24	25	26	27	28	29	30
31						

MY PRIVATE FILES

No files available

Manage my private files

ONLINE USERS

(last 5 minutes)

Alex Büchner

Navigation

- Default home page for users** (defaulthomepage) **Dashboard** (Default: Dashboard) **User preference** (This determines the home page for logged in users)
- Allow guest access to Dashboard** (allowguestmoodle) **Default: Yes** If enabled guests can access Dashboard, otherwise guests are redirected to the site front page.
- Show course full names** (navshowfullcoursenames) **Default: No** If enabled, course full names will be used in the navigation rather than short names.
- Show course categories** (navshowcategories) **Default: Yes** Show course categories in the navigation bar and navigation blocks. This does not occur with courses the user is currently enrolled in, they will still be listed under mycourses without categories.
- Show my course categories** (navshowmycoursecategories) **Default: No** If enabled courses in the users my courses branch will be shown in categories.
- Show all courses** (navshowallcourses) **Default: No** This setting determines whether users who are enrolled in courses can see Courses (listing all courses) in the navigation, in addition to My Courses (listing courses in which they are enrolled).
- Show My courses expanded on Dashboard** (navexpandmycourses) **Default: Yes** If enabled, My courses is initially shown expanded in the navigation block on Dashboard.

Display extended course names Default: No
courselistshortnames
If enabled, course short names will be displayed in addition to full names in course lists. If required, extended course names may be customised by editing the 'courseextendednamedisplay' language string using the language customisation feature.

Courses per page Default: 20
coursesperpage
Enter the number of courses to be displayed per page in a course listing.

Courses with summaries limit Default: 10
courseswithsummarieslimit
The maximum number of courses to display in a course listing including summaries before falling back to a simpler listing.

Course summary files limit Default: 1
courseoverviewfileslimit
The maximum number of files that can be attached to a course summary.

Course summary files extensions Default: .jpg,.gif,.png
courseoverviewfilesext
A comma-separated list of allowed course summary files extensions.

Select device

Clear theme caches

Device type

Current theme

Information

Default

More

Change theme

No theme selected

Change theme

Legacy

No theme selected

Change theme

Mobile

No theme selected

Change theme

Tablet

Theme settings

Theme list Default: Empty
themelist

Leave this blank to allow any valid theme to be used. If you want to shorten the theme menu, you can specify a comma-separated list of names here (Don't use spaces!). For example: standard,orangewhite.

Theme designer mode Default: No
themedesignermode

Normally all theme images and style sheets are cached in browsers and on the server for a very long time, for performance. If you are designing themes or developing code then you probably want to turn this mode on so that you are not served cached versions. Warning: this will make your site slower for all users! Alternatively, you can also reset the theme caches manually from the Theme selection page.

Allow user themes Default: No
allowuserthemes

If you enable this, then users will be allowed to set their own themes. User themes override site themes (but not course themes)

Allow course themes Default: No
allowcoursethemes

If you enable this, then courses will be allowed to set their own themes. Course themes override all other theme choices (site, user, or session themes)

Allow category themes Default: No
allowcategorythemes


If you enable this, then themes can be set at the category level. This will affect all child categories and courses unless they have specifically set their own theme. WARNING: Enabling category themes may affect performance.

```
Packt Publishing|http://www.packtpub.com
Synergy Learning
-Moodle
--Hosting|http://www.synergy-learning.com/moodle/moodle-hosting
--Support|http://www.synergy-learning.com/moodle/moodle-support
--Themes|http://www.synergy-learning.com/moodle/moodle-theme-design
-Totara
--Hosting|http://www.synergy-learning.com/totara/totara-hosting
--Support|http://www.synergy-learning.com/totara/totara-support
--Development|http://www.synergy-learning.com/totara/totara-development
--Consultancy|http://www.synergy-learning.com/totara/totara-consultancy
--Themes|http://www.synergy-learning.com/totara/totara-theme-design
-Mahara|http://www.synergy-learning.com/mahara
```

User menu items


customusermenuitems

```
grades,grades/grade/report/mygrades.php|grades
messages,message/message/index.php|message
preferences,moodle/user/preferences.php|preferences
Moodle Homepage|http://moodle.org" target="_blank
```

Discussion	Started by	Replies	Last post
Week 1	 Max McAlister	1	Philip Arthurs Fri, 28 Mar 2008, 07:44 PM


`.forumheaderlist.discussion.starter`

`.forumheaderlist td`

 Week 1
 by Max McAlister - Friday, 28 March 2008, 07:40 PM

What were the main points discussed during the first 2 lessons?

[Edit](#) | [Delete](#) | [Reply](#)

 Re: Week 1
 by Philip Arthurs - Friday, 28 March 2008, 07:44 PM

I didn't fully understand how the 1st lesson had any relation to the objectives of the module!

[Show parent](#) | [Edit](#) | [Split](#) | [Delete](#) | [Reply](#)

`.forumpost.left`

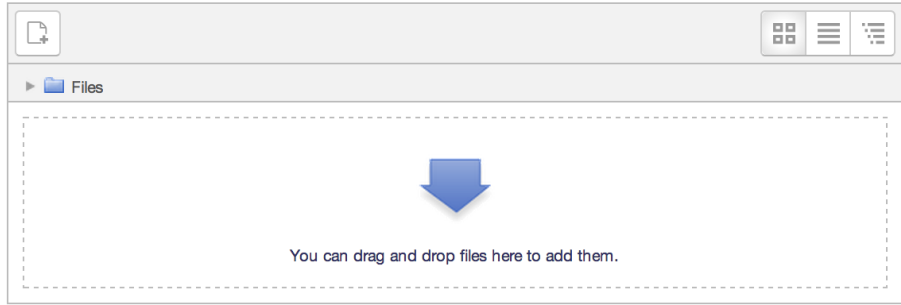
`.forumpost.content`

`.forumpost.topic`

`.forumpost.commands`

Background image
theme_more | backgroundimage

Maximum size for new files: Unlimited, maximum attachments: 1



Default: Empty

The image to display as a background of the site.

Background repeat
theme_more | backgroundrepeat

Repeat Default: Repeat

Defines the way the background image will be repeated.

Background position
theme_more | backgroundposition

Default Default: Default


The position of the background image.

Background fixed
theme_more | backgroundfixed

Default: No

Use this setting to fix the background image to the page.

Main content background colour
theme_more | contentbackground



#FFFFFF Default: #FFFFFF

The background colour of the main content of the site, leave empty for none.

Custom CSS
theme_formal_white | customcss

```
body {
  background-color: #000000;
  background-image: none;
  color:#FFFF00;
}

p {
  font-size: 16px;
}
```

Default: Empty

Moodle Administration Packt Publishing Synergy Learning English (en) My courses My dashboard

You are logged in as Alex (Log out)

SL Mobile apps S4

- Profile
- Calendar
- Messages
- Badges
- Private files
- Forum posts
- Discussions
- Log out

Moodle

★ Moodle

★

★

NAVIGATION

- Home
- My home
- Site pages

Available courses

- PHP Programming

Manage editors

Available text editors

Name	Enable	Up/Down	Settings	Uninstall
Atto HTML editor	<input type="checkbox"/>	↓	Settings	Uninstall
TinyMCE HTML editor	<input type="checkbox"/>	↑ ↓	Settings	Uninstall
Plain text area	<input type="checkbox"/>	↑		

Please choose the editor plugins you wish to use and arrange them in recommended order. Changes in table above are saved automatically.

Toolbar config

editor_atto | toolbar

```
collapse = collapse
style1 = title, bold, italic
list = unorderedlist, orderedlist
links = link
files = image, media, managefiles
style2 = underline, strike, subscript, superscript
align = align
indent = indent
insert = equation, charmap, table, clear
undo = undo
accessibility = accessibilitychecker, accessibilityhelper
other = html
```

Table settings

Allow border styling

atto_table | allowborders

Default: No

If enabled, table and cell borders can be customised.

Allow background colour

atto_table | allowbackgroundcolour

Default: No

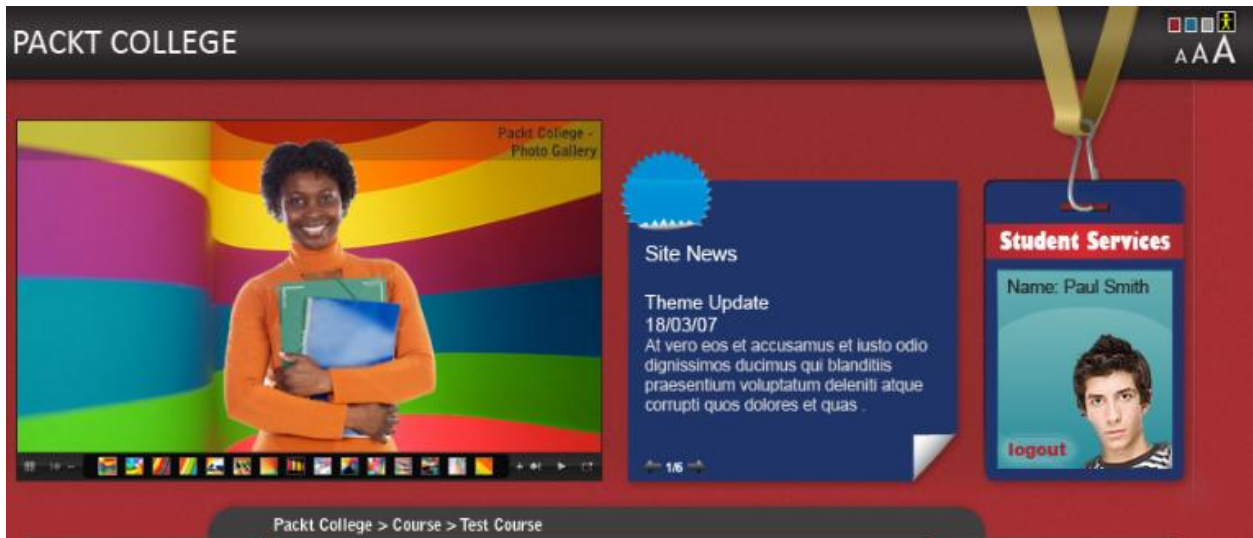
Allow width

atto_table | allowwidth

Default: No



This is only a simple example of a pull quote. You can also add spinning icons, fun big icons or even Bootstrap components.



Accessibility checker ✕

The colours of the foreground and background text do not have enough contrast. To fix this warning, change either foreground or background colour of the text so that it is easier to read.

1. **TEST**

Screenreader helper ✕

Styles for current selection:
DIV, H3, CENTER, A

Links in text editor:

1. <http://google.com>

Images in text editor:

1. No images

Chapter 8: Moodle Plugins

- ▼ Plugins
 - ⚙ Install plugins
 - ⚙ Plugins overview
 - ▶ Activity modules
 - ▶ Admin tools
 - ▶ Authentication
 - ▶ Availability restrictions
 - ▶ Blocks
 - ▶ Caching
 - ▶ Course formats
 - ▶ Enrolments
 - ▶ Filters
 - ▶ Licences
 - ▶ Local plugins
 - ▶ Logging
 - ▶ Message outputs
 - ▶ Plagiarism
 - ▶ Portfolios
 - ▶ Question behaviours
 - ▶ Question types
 - ▶ Reports
 - ▶ Repositories
 - ▶ Text editors
 - ▶ Web services

Plugins overview

Check for available updates

Last check done on 1 November 2015, 10:52 AM

All plugins **361** Additional plugins **0**

Plugin name	Version	Availability	Actions	Notes
Activity modules ⚙️				
Assignment mod_assign	2015051101	Enabled	Settings	Required by: tool_assignmentupgrade
Assignment 2.2 (Disabled) mod_assignment	2015051100	Disabled	Uninstall	
Book mod_book	2015051102	Enabled	Settings Uninstall	
Chat mod_chat	2015051101	Enabled	Settings Uninstall	

Activity module	Activities	Version	Hide/Show	Settings	Uninstall
Assignment	1	2014051201		Settings	
Assignment 2.2 (Disabled)	0	2014051200			Uninstall
Book	0	2014051200		Settings	Uninstall
Chat	0	2014051200		Settings	Uninstall
Choice	0	2014051200			Uninstall
Database	0	2014051200		Settings	
Feedback	0	2014051200		Settings	
Folder	0	2014051200		Settings	Uninstall
Forum	3	2014051201		Settings	
Glossary	0	2014051200		Settings	
IMS content package	0	2014051200		Settings	Uninstall
Label	0	2014051200		Settings	Uninstall
Lesson	0	2014051200		Settings	Uninstall
External Tool	0	2014051200		Settings	Uninstall
Page	0	2014051200		Settings	Uninstall
Quiz	0	2014051200		Settings	
File	0	2014051200		Settings	Uninstall
SCORM package	0	2014051200		Settings	Uninstall
Survey	0	2014051200			Uninstall
URL	0	2014051200		Settings	Uninstall
Wiki	0	2014051200			Uninstall
Workshop	0	2014051200		Settings	Uninstall

Name	Instances	Version	Hide/Show	Protect instances [?]	Settings	Uninstall
Activities	0	2015051100				Uninstall
Activity results	0	2015051100				Uninstall
Admin bookmarks	1	2015051100				Uninstall
Administration	1	2015051100				
Blog menu	0	2015051100				Uninstall
Blog tags	0	2015051100				Uninstall
Calendar	3	2015051100				Uninstall
Comments	2	2015051100				Uninstall

Filter	Active?	Order	Apply to	Settings	Uninstall
Multimedia plugins	<input type="text" value="On"/>	↓	<input type="text" value="Content"/>		Uninstall
TeX notation	<input type="text" value="Off, but available"/>	↑ ↓	<input type="text" value="Content"/>	Settings	Uninstall
Glossary auto-linking	<input type="text" value="Off, but available"/>	↑ ↓	<input type="text" value="Content"/>		Uninstall
Display emoticons as images	<input type="text" value="On"/>	↑	<input type="text" value="Content"/>	Settings	Uninstall
Activity names auto-linking	<input type="text" value="Disabled"/>		<input type="text" value="Content"/>		Uninstall
Algebra notation	<input type="text" value="Disabled"/>		<input type="text" value="Content"/>		Uninstall
Word censorship	<input type="text" value="Disabled"/>		<input type="text" value="Content"/>	Settings	Uninstall
Database auto-linking	<input type="text" value="Disabled"/>		<input type="text" value="Content"/>		Uninstall
Email protection	<input type="text" value="Disabled"/>		<input type="text" value="Content"/>		Uninstall
MathJax	<input type="text" value="Disabled"/>		<input type="text" value="Content"/>	Settings	Uninstall
Multi-Language Content	<input type="text" value="Disabled"/>		<input type="text" value="Content"/>	Settings	Uninstall
HTML tidy	<input type="text" value="Disabled"/>		<input type="text" value="Content"/>		Uninstall
Convert URLs into links and images	<input type="text" value="Disabled"/>		<input type="text" value="Content"/>	Settings	Uninstall

Common filter settings

Filter uploaded files None Default: None
filteruploadedfiles
 All files
 HTML files only HTML and text files with the filters before displaying them, only uploaded HTML files or none at all.

Filter match once per page Default: No
filtermatchoneperpage
 Automatic linking filters will only generate a single link for the first matching text instance found on the complete page. All others are ignored.

Filter match once per text Default: No
filtermatchonepertext
 Automatic linking filters will only generate a single link for the first matching text instance found in each item of text (e.g., resource, block) on the page. All others are ignored. This setting is ignored if the one per page setting is yes.

Name	Active?	Order	Settings
Embedded files	Enabled and visible	↓	Settings
Server files	Enabled but hidden	↑ ↓	Settings
Recent files	Enabled and visible	↑ ↓	Settings
Upload a file	Enabled and visible	↑ ↓	Settings
Private files	Enabled and visible	↑ ↓	Settings
Youtube videos	Enabled and visible	↑	Settings
Alfresco repository	Disabled		
Box	Disabled		

Name	Repository plug-ins	Settings	Delete
FTP Directory	File system	Settings	Delete

Create a repository instance

- [Create "File system" instance](#)
- [Create "WebDAV repository" instance](#)

Configuration for file system repository

Allow admins to add a file system repository instance to a course (configurable only by admins)

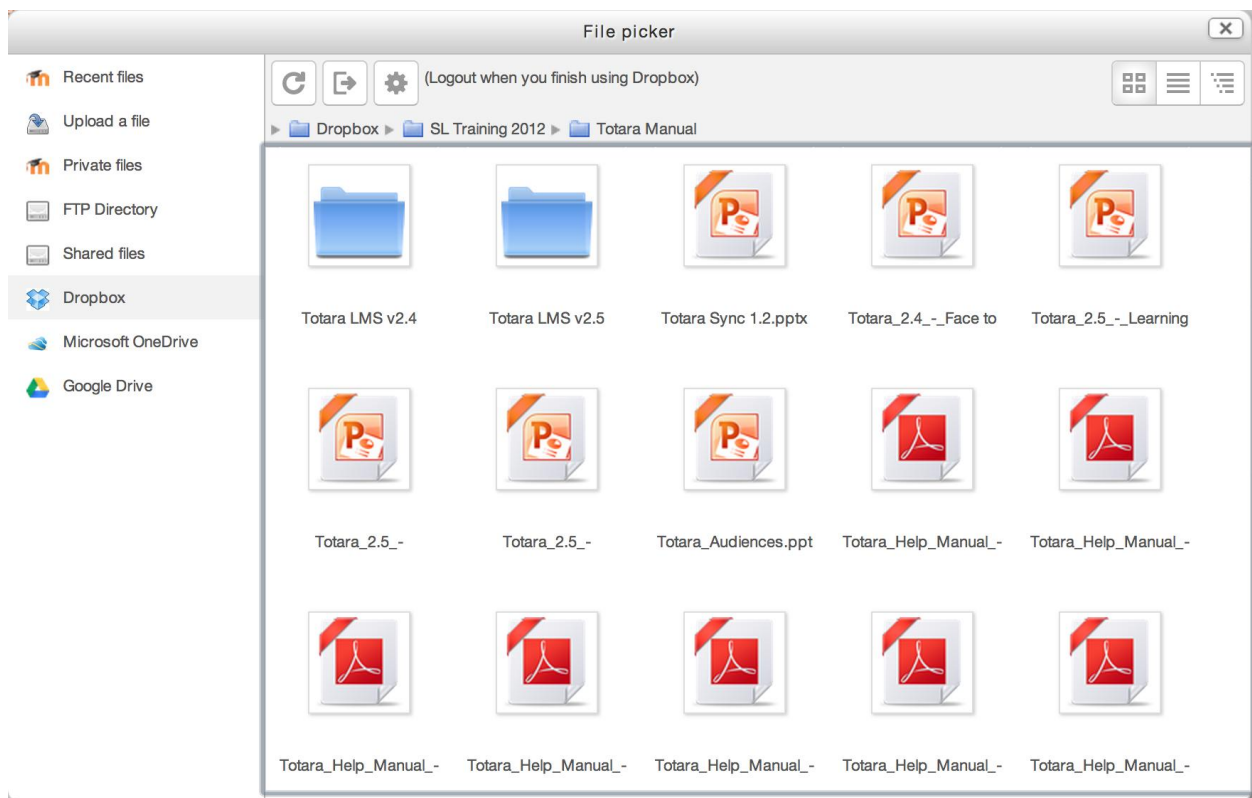
Allow admins to add a file system repository instance for personal use (configurable only by admins)

[Save](#) [Cancel](#)

Repositories instances of the site







Name	Repository plug-ins	Settings	Delete
FTP Directory	File system	Settings	Delete

[Create a repository instance](#)



Manage portfolios


Portfolio plugin

File download	Enabled and visible 	Settings
Google Drive	Enabled and visible 	Settings
Picasa	Enabled but hidden 	Settings
Box	Disabled 	
Flickr.com	Disabled 	
Mahara ePortfolio	Disabled 	

Select destination

Exporting content from Forum: News forum

Select destination

✓ File download 




Google Drive

Mahara ePortfolio

[Next](#) [Cancel](#)

Manage your portfolios

Content which you have created, such as assignment submissions, forum posts and blog entries, can be exported to a portfolio or downloaded. Any portfolio that you do not wish to use may be hidden so that it is not listed as an option to export content to.

Name	Portfolio plugin	Show / hide
File download	download	
Google Drive	googledocs	
Mahara ePortfolio	mahara	

Currently queued transfers

Export area	Portfolio plugin	Export info	Transfer expiry time	
Forum	Mahara ePortfolio	Exporting content from Forum: News forum	Sunday, 13 July 2014, 5:22 PM	● ●
Forum	Not yet selected	Exporting content from Forum: News forum	Sunday, 13 July 2014, 5:10 PM	● ●

Previous successful transfers

Portfolio plugin	Export area	Transfer time
File download	Forum	Saturday, 12 July 2014, 5:23 PM
File download	Assignment	Saturday, 12 July 2014, 5:21 PM

Course formats

Name	Enable	Up/Down	Uninstall	Settings
Single activity format		↓	Uninstall	Settings
Social format		↑ ↓	Uninstall	
Topics format		↑ ↓	Uninstall	
Weekly format	Default	↑		

Default format can be changed in [Course default settings](#)

Question type	No. questions	Version	Requires	Available?	Settings	Uninstall
Calculated	0	2015051100	Numerical	↑ ↓		
Calculated multichoice	0	2015051100	Numerical, Calculated, Multiple choice	↑ ↓		Uninstall
Calculated simple	0	2015051100	Numerical, Calculated	↑ ↓		Uninstall
Description	0	2015051100		↑ ↓		Uninstall
Drag and drop into text	1	2015091100	Select missing words	↑ ↓		
Drag and drop markers	1	2015091100	Select missing words, Drag and drop onto image	↑ ↓		
Drag and drop onto image	1	2015091100	Select missing words	↑ ↓		
Embedded answers (Cloze)	0	2015100201	Multiple choice, Numerical, Short answer	↑ ↓		Uninstall
Essay	0	2015051100		↑ ↓		Uninstall
Matching	0	2015051100		↑ ↓		
Missing type	0	2015051100		↑ ↓		
Multiple choice	0	2015051100		↑ ↓		

Plugin	Version	Hide/Show
Restriction by activity completion	2014051200	
Restriction by date	2014051200	
Restriction by grades	2014051200	
Restriction by group	2014051200	
Restriction by grouping	2014051200	
Restriction by profile	2014051200	

Manage licences

Default site licence
sitedefaultlicense

- Other
- ✓ All rights reserved
- Public domain
- Creative Commons
- Creative Commons - NoDerivs
- Creative Commons - No Commercial NoDerivs
- Creative Commons - No Commercial
- Creative Commons - No Commercial ShareAlike
- Creative Commons - ShareAlike

Available licences

Name	Enable
Other	
All rights reserved	
Public domain	
Creative Commons	
Creative Commons - NoDerivs	
Creative Commons - No Commercial NoDerivs	
Creative Commons - No Commercial	
Creative Commons - No Commercial ShareAlike	
Creative Commons - ShareAlike	

Configuration

Default Settings

Errors

▼ Turnitin Plagiarism Plugin Configuration

Turnitin is a commercial product and you must have a paid subscription to use this service for more information see http://docs.moodle.org/en/Turnitin_administration

Enable Turnitin

You must configure this module within the turnitintooltwo module. Please click [here](#) to configure this plugin

Save changes

Cancel



Course formats: Collapsed Topics

format_topcoll

Maintained by  Gareth J Barnard

Release 3.0.0.1

Moodle 3.0

Install now

Download

Install plugins from the Moodle plugins directory

```
Downloading format_topcoll ... OK
Validating format_topcoll ... OK
[Warning] Declared maturity level [MATURITY_RC] ⓘ
Validation successful, installation can continue
```

Continue

Cancel

▼ Install plugin from ZIP file ?

ZIP package* ?

Choose a file...

format_topcoll_moodle30_2015103000 (1).zip

Plugin type* ?

Choose...

* Make sure the plugin type root location is writable by the web server process.

Rename the root directory* ?

[Show less...](#)

Install plugin from the ZIP file

Plugins requiring attention

Install available updates (1)

Plugins requiring attention 7

All plugins 370

Plugin name / Directory	Current version	New version	Requires	Source / Status
Blocks				
Configurable Reports <small>/blocks/configurable_reports</small>	2011040114	2011040119	• Moodle 2011120500	Additional To be installed

[Code](#)
[Pull requests 5](#)
[Pulse](#)
[Graphs](#)

The certificate module for Moodle. Please do NOT file PULL requests here, instead use <http://tracker.moodle.org>

395 commits

12 branches

0 releases

15 contributors

Branch: master ▾

[New pull request](#)
[New file](#)
[Find file](#)
[HTTPS ▾](#)
<https://github.com/markn86/>

[Download ZIP](#)

markn86 Merge pull request #53 from rlorenzo/chooser_help		Latest commit 97dc603 9 days ago
backup/moodle2	Fixed userid mappings on restore	a month ago
classes	Split lib.php and standardise file headers	a year ago
db	Managers listed by default on certificates.	14 days ago
lang/en	Added missing Activity chooser text and doc link	14 days ago
pix	moved icon to proper location	4 years ago
tests	Split lib.php and standardise file headers	a year ago
type	Fix multilang course names on certificates	a year ago
README.txt	Adding licensing information that should be included in each Moodle f...	3 years ago
deprecatedlib.php	Split lib.php and standardise file headers	a year ago
index.php	Split lib.php and standardise file headers	a year ago
lib.php	CONTRIB-5157 certificate: remove files in certificate_reset_userdata	a year ago

```
root@debian:/var/www/packt/mod# git clone https://github.com/markn86/moodle-mod_certificate.git certificate
Cloning into certificate...
remote: Reusing existing pack: 1979, done.
remote: Total 1979 (delta 0), reused 0 (delta 0)
Receiving objects: 100% (1979/1979), 3.46 MiB | 811 KiB/s, done.
Resolving deltas: 100% (1009/1009), done.
```

There is a newer version for some of your plugins available!

See [plugins overview](#) page for more details.

[Check for available updates](#)

Plugins overview

Check for available updates

Last check done on 26 December 2015, 7:00 AM

Available updates

Install available updates (1)

All plugins **366** Additional plugins **5** Available updates **4**

Uninstalling Certificate

You are about to uninstall the plugin *Certificate*. This will completely delete everything in the database associated with this plugin, including its configuration, log records, user files managed by the plugin etc. There is no way back and Moodle itself does not create any recovery backup. Are you SURE you want to continue?

Continue

Cancel

Chapter 9: Moodle Configuration





- ▼ Plugins
 - ⚙ Install plugins
 - ⚙ Plugins overview
 - ▶ Activity modules
 - ▶ Admin tools
 - ▶ Authentication
 - ▶ Availability restrictions
 - ▶ Blocks
 - ▶ Caching
 - ▶ Course formats
 - ▶ Enrolments
 - ▶ Filters
 - ▶ Licences
 - ▶ Local plugins
 - ▶ Logging
 - ▶ Message outputs
 - ▶ Plagiarism
 - ▶ Portfolios
 - ▶ Question behaviours
 - ▶ Question types
 - ▶ Reports
 - ▶ Repositories
 - ▶ Text editors
 - ▶ Web services

Plugins overview

Check for available updates

Last check done on 1 November 2015, 10:52 AM

All plugins **361** Additional plugins **0**

Plugin name	Version	Availability	Actions	Notes
Activity modules ⚙️				
 Assignment mod_assign	2015051101	Enabled	Settings	Required by: tool_assignmentupgrade
 Assignment 2.2 (Disabled) mod_assignment	2015051100	Disabled	Uninstall	
 Book mod_book	2015051102	Enabled	Settings Uninstall	
 Chat mod_chat	2015051101	Enabled	Settings Uninstall	

Activity module	Activities	Version	Hide/Show	Settings	Uninstall
 Assignment	1	2014051201		Settings	
 Assignment 2.2 (Disabled)	0	2014051200			Uninstall
 Book	0	2014051200		Settings	Uninstall
 Chat	0	2014051200		Settings	Uninstall
 Choice	0	2014051200			Uninstall
 Database	0	2014051200		Settings	
 Feedback	0	2014051200		Settings	
 Folder	0	2014051200		Settings	Uninstall
 Forum	3	2014051201		Settings	
 Glossary	0	2014051200		Settings	
 IMS content package	0	2014051200		Settings	Uninstall
 Label	0	2014051200		Settings	Uninstall
 Lesson	0	2014051200		Settings	Uninstall
 External Tool	0	2014051200		Settings	Uninstall
 Page	0	2014051200		Settings	Uninstall
 Quiz	0	2014051200		Settings	
 File	0	2014051200		Settings	Uninstall
 SCORM package	0	2014051200		Settings	Uninstall
 Survey	0	2014051200			Uninstall
 URL	0	2014051200		Settings	Uninstall
 Wiki	0	2014051200			Uninstall
 Workshop	0	2014051200		Settings	Uninstall

Name	Instances	Version	Hide/Show	Protect instances [?]	Settings	Uninstall
Activities	0	2015051100				Uninstall
Activity results	0	2015051100				Uninstall
Admin bookmarks	1	2015051100				Uninstall
Administration	1	2015051100				
Blog menu	0	2015051100				Uninstall
Blog tags	0	2015051100				Uninstall
Calendar	3	2015051100				Uninstall
Comments	2	2015051100				Uninstall

Filter	Active?	Order	Apply to	Settings	Uninstall
Multimedia plugins	<input type="text" value="On"/>	↓	<input type="text" value="Content"/>		Uninstall
TeX notation	<input type="text" value="Off, but available"/>	↑ ↓	<input type="text" value="Content"/>	Settings	Uninstall
Glossary auto-linking	<input type="text" value="Off, but available"/>	↑ ↓	<input type="text" value="Content"/>		Uninstall
Display emoticons as images	<input type="text" value="On"/>	↑	<input type="text" value="Content"/>	Settings	Uninstall
Activity names auto-linking	<input type="text" value="Disabled"/>		<input type="text" value="Content"/>		Uninstall
Algebra notation	<input type="text" value="Disabled"/>		<input type="text" value="Content"/>		Uninstall
Word censorship	<input type="text" value="Disabled"/>		<input type="text" value="Content"/>	Settings	Uninstall
Database auto-linking	<input type="text" value="Disabled"/>		<input type="text" value="Content"/>		Uninstall
Email protection	<input type="text" value="Disabled"/>		<input type="text" value="Content"/>		Uninstall
MathJax	<input type="text" value="Disabled"/>		<input type="text" value="Content"/>	Settings	Uninstall
Multi-Language Content	<input type="text" value="Disabled"/>		<input type="text" value="Content"/>	Settings	Uninstall
HTML tidy	<input type="text" value="Disabled"/>		<input type="text" value="Content"/>		Uninstall
Convert URLs into links and images	<input type="text" value="Disabled"/>		<input type="text" value="Content"/>	Settings	Uninstall

Common filter settings

Filter uploaded files filteruploadedfiles None Default: None
 All files
 HTML files only HTML and text files with the filters before displaying them, only uploaded HTML files or none at all.

Filter match once per page filtermatchoneperpage Default: No
 Automatic linking filters will only generate a single link for the first matching text instance found on the complete page. All others are ignored.

Filter match once per text filtermatchonepertext Default: No
 Automatic linking filters will only generate a single link for the first matching text instance found in each item of text (e.g., resource, block) on the page. All others are ignored. This setting is ignored if the one per page setting is yes.

Name	Active?	Order	Settings
Embedded files	Enabled and visible	↓	Settings
Server files	Enabled but hidden	↑ ↓	Settings
Recent files	Enabled and visible	↑ ↓	Settings
Upload a file	Enabled and visible	↑ ↓	Settings
Private files	Enabled and visible	↑ ↓	Settings
Youtube videos	Enabled and visible	↑	Settings
Alfresco repository	Disabled		
Box	Disabled		

Name	Repository plug-ins	Settings	Delete
FTP Directory	File system	Settings	Delete

Create a repository instance

- [Create "File system" instance](#)
- [Create "WebDAV repository" instance](#)

Manage portfolios

Portfolio plugin

File download	Enabled and visible	Settings
Google Drive	Enabled and visible	Settings
Picasa	Enabled but hidden	Settings
Box	Disabled	
Flickr.com	Disabled	
Mahara ePortfolio	Disabled	

Select destination

Exporting content from Forum: News forum

Select destination

File download

Google Drive

Mahara ePortfolio

[Next](#) [Cancel](#)

Manage your portfolios

Content which you have created, such as assignment submissions, forum posts and blog entries, can be exported to a portfolio or downloaded. Any portfolio that you do not wish to use may be hidden so that it is not listed as an option to export content to.

Name	Portfolio plugin	Show / hide
File download	download	
Google Drive	googledocs	
Mahara ePortfolio	mahara	

Currently queued transfers

Export area	Portfolio plugin	Export info	Transfer expiry time	
Forum	Mahara ePortfolio	Exporting content from Forum: News forum	Sunday, 13 July 2014, 5:22 PM	● ●
Forum	Not yet selected	Exporting content from Forum: News forum	Sunday, 13 July 2014, 5:10 PM	● ●

Previous successful transfers

Portfolio plugin	Export area	Transfer time
File download	Forum	Saturday, 12 July 2014, 5:23 PM
File download	Assignment	Saturday, 12 July 2014, 5:21 PM

Course formats

Name	Enable	Up/Down	Uninstall	Settings
Single activity format		↓	Uninstall	Settings
Social format		↑ ↓	Uninstall	
Topics format		↑ ↓	Uninstall	
Weekly format	Default	↑		

Default format can be changed in [Course default settings](#)

Question type	No. questions	Version	Requires	Available?	Settings	Uninstall
Calculated	0	2015051100	Numerical	↑ ↓		
Calculated multichoice	0	2015051100	Numerical, Calculated, Multiple choice	↑ ↓		Uninstall
Calculated simple	0	2015051100	Numerical, Calculated	↑ ↓		Uninstall
Description	0	2015051100		↑ ↓		Uninstall
Drag and drop into text	1	2015091100	Select missing words	↑ ↓		
Drag and drop markers	1	2015091100	Select missing words, Drag and drop onto image	↑ ↓		
Drag and drop onto image	1	2015091100	Select missing words	↑ ↓		
Embedded answers (Cloze)	0	2015100201	Multiple choice, Numerical, Short answer	↑ ↓		Uninstall
Essay	0	2015051100		↑ ↓		Uninstall
Matching	0	2015051100		↑ ↓		
Missing type	0	2015051100		↑ ↓		
Multiple choice	0	2015051100		↑ ↓		

Plugin	Version	Hide/Show
Restriction by activity completion	2014051200	
Restriction by date	2014051200	
Restriction by grades	2014051200	
Restriction by group	2014051200	
Restriction by grouping	2014051200	
Restriction by profile	2014051200	

Manage licences

Default site licence
sitedefaultlicense

- Other
- ✓ All rights reserved
- Public domain
- Creative Commons
- Creative Commons - NoDerivs
- Creative Commons - No Commercial NoDerivs
- Creative Commons - No Commercial
- Creative Commons - No Commercial ShareAlike
- Creative Commons - ShareAlike

Available licences

Name	Enable
Other	
All rights reserved	
Public domain	
Creative Commons	
Creative Commons - NoDerivs	
Creative Commons - No Commercial NoDerivs	
Creative Commons - No Commercial	
Creative Commons - No Commercial ShareAlike	
Creative Commons - ShareAlike	

Configuration

Default Settings

Errors

▼ Turnitin Plagiarism Plugin Configuration

Turnitin is a commercial product and you must have a paid subscription to use this service for more information see http://docs.moodle.org/en/Turnitin_administration

Enable Turnitin

You must configure this module within the turnitintooltwo module. Please click [here](#) to configure this plugin

Save changes

Cancel



Course formats: Collapsed Topics

format_topcoll

Maintained by  Gareth J Barnard

Release 3.0.0.1
Moodle 3.0

Install now

Download

Install plugins from the Moodle plugins directory

```
Downloading format_topcoll ... OK
Validating format_topcoll ... OK
[Warning] Declared maturity level [MATURITY_RC] ⓘ
Validation successful, installation can continue
```

Continue

Cancel

▼ Install plugin from ZIP file ?

ZIP package* ?

Choose a file...

format_topcoll_moodle30_2015103000 (1).zip

Plugin type* ?

Choose...

* Make sure the plugin type root location is writable by the web server process.

Rename the root directory* ?

[Show less...](#)

Install plugin from the ZIP file

Plugins requiring attention

Install available updates (1)

Plugins requiring attention **7**

All plugins **370**

Plugin name / Directory	Current version	New version	Requires	Source / Status
Blocks				
Configurable Reports <small>/blocks/configurable_reports</small>	2011040114	2011040119	• Moodle 2011120500	Additional To be installed

[Code](#)
[Pull requests 5](#)
[Pulse](#)
[Graphs](#)

The certificate module for Moodle. Please do NOT file PULL requests here, instead use <http://tracker.moodle.org>

395 commits
 12 branches
 0 releases
 15 contributors

 Branch: master ▾ [New pull request](#)
[New file](#)
[Find file](#)
 HTTPS ▾ <https://github.com/markn86/>
[Download ZIP](#)

markn86 Merge pull request #53 from rlorenzo/chooser_help ...		Latest commit 97dc603 9 days ago
backup/moodle2	Fixed userid mappings on restore	a month ago
classes	Split lib.php and standardise file headers	a year ago
db	Managers listed by default on certificates.	14 days ago
lang/en	Added missing Activity chooser text and doc link	14 days ago
pix	moved icon to proper location	4 years ago
tests	Split lib.php and standardise file headers	a year ago
type	Fix multilang course names on certificates	a year ago
README.txt	Adding licensing information that should be included in each Moodle f...	3 years ago
deprecatedlib.php	Split lib.php and standardise file headers	a year ago
index.php	Split lib.php and standardise file headers	a year ago
lib.php	CONTRIB-5157 certificate: remove files in certificate_reset_userdata	a year ago

```

root@debian:/var/www/packt/mod# git clone https://github.com/markn86/moodle-mod_certificate.git certificate
Cloning into certificate...
remote: Reusing existing pack: 1979, done.
remote: Total 1979 (delta 0), reused 0 (delta 0)
Receiving objects: 100% (1979/1979), 3.46 MiB | 811 KiB/s, done.
Resolving deltas: 100% (1009/1009), done.
  
```

There is a newer version for some of your plugins available!

See [plugins overview](#) page for more details.

[Check for available updates](#)

Plugins overview

Check for available updates

Last check done on 26 December 2015, 7:00 AM

Available updates

Install available updates (1)

All plugins **366** Additional plugins **5** Available updates **4**

Uninstalling Certificate

You are about to uninstall the plugin *Certificate*. This will completely delete everything in the database associated with this plugin, including its configuration, log records, user files managed by the plugin etc. There is no way back and Moodle itself does not create any recovery backup. Are you SURE you want to continue?

Continue

Cancel

Blog

- Enable blog associations** Default: Yes
useblogassociations Enables the association of blog entries with courses and course modules.
- Blog visibility** All site users can see all blog entries
bloglevel **Users can only see their own blog**
Default: All site users can see all blog entries
This setting allows you to restrict the level to which user blogs can be viewed on this site. Note that they specify the maximum context of the VIEWER not the poster or the types of blog posts. Blogs can also be disabled completely if you don't want them at all.
- Enable external blogs** Default: Yes
useexternalblogs Enables users to specify external blog feeds. Moodle regularly checks these blog feeds and copies new entries to the local blog of that user.
- External blog cron schedule** 24 hours Default: 24 hours
externalblogcrontime How often Moodle checks the external blogs for new entries.
- Maximum number of external blogs per user** 1 Default: 1
maxexternalblogsperuser The number of external blogs each user is allowed to link to their Moodle blog.
- Enable comments** Default: Yes
blogusecomments Enable comments
- Show comments count** Default: Yes
blogshowcommentscount Show comments count, it will cost one more query when display comments link

TAGS

Addons Mahara Moodle Totara

Select	Tag name	First name / Surname	Count	Flag	Modified	Official	
<input type="checkbox"/>	Addons	Alex Büchner	1	▼ (1)	1 year 100 days	✓	⚙️ ✕
<input type="checkbox"/>	Mahara	Alex Büchner	1	▼	1 year 100 days	✓	⚙️ ✕
<input type="checkbox"/>	Moodle	Alex Büchner	3	▼	1 year 100 days	▢	⚙️ ✕
<input type="checkbox"/>	Totara	Alex Büchner	1	▼	1 year 100 days	✓	⚙️ ✕

Badges settings

Default badge issuer name
badges_defaultissuername

 Default: Packt

Name of the issuing agent or authority.

Default badge issuer contact details
badges_defaultissuercontact

 Default: ~~admin@synergy-learning.com~~@synergy-learning.com

An email address associated with the badge issuer.

Salt for hashing the recipient's email address
badges_badgesalt

 Default: badges1398797015

Using a hash allows backpack services to confirm the badge earner without having to expose their email address. This setting should only use numbers and letters.

Note: For recipient verification purposes, please avoid changing this setting once you start issuing badges.

Enable connection to external backpacks
badges_allowexternalbackpack

Default: Yes
Allow users to set up connections and display badges from their external backpack providers.

Note: It is recommended to leave this option disabled if the website cannot be accessed from the Internet (e.g. because of the firewall).

Enable course badges
badges_allowcoursebadges

Default: Yes
Allow badges to be created and awarded in the course context.

▼ Badge details

Name*

Description*

Image*

packt_badge.png

▼ Issuer details

Name*

Contact*

▼ Badge expiry

Expiry date

Never

Fixed date

Relative date after the date of issue.

This badge is currently not available to users. Enable access if you want users to earn this badge. [Enable access](#)

[Overview](#) [Edit details](#) [Criteria](#) [Message](#) [Recipients \(0\)](#)

Add badge criteria **Choose...**
Profile completion

This badge is awarded when...

All of the selected criteria are complete.

Manual issue by role

This badge has to be awarded by a user with the following role:

- Teacher

Completing a set of courses

The following course has to be completed:

- "PHP Programming" with minimum grade of 60

External Tool Types

Active Pending Rejected

Add external tool configuration

Tool Name	Base URL	Created On	Action
Khan Academy	https://www.edu-apps.org/tool_redirect?id=khan_academy	2/08/14	⚙️ ✕
Slideshare	https://www.edu-apps.org/tools/slideshare/config.xml	2/08/14	⚙️ ✕
Youtube	https://www.edu-apps.org/tool_redirect?id=youtube	2/08/14	⚙️ ✕

- (Deutsch (de
- (English - United States (en_us
- (English (en
- (Français (fr
- (Polski (pl
- (arبي عربي

Alex Büchner 

الصفحة الرئيسية < صفحتي الرئيسية

إلغاء تخصيصات هذه الصفحة

الأحداث القادمة

لا يوجد أحداث قائمة

إذهب إلى التقويم...
حدث جديد...

تقويم

November 2015

السبت	الجمعة	الخميس	الأربعاء	الثلاثاء	الاثنين	الأحد
7	6	5	4	3	2	1
14	13	12	11	10	9	8

التنقل

- الصفحة الرئيسية
- صفحتي الرئيسية
- صفحات الموقع
- مقرراتي الدراسية

Language import utility

Installed language packs

- Deutsch (de)
- English (en)
- Français (fr)
- Polski (pl)
- عربي (ar)
- 简体中文 (zh_cn)

Uninstall selected language pack(s)

Update all installed language packs

Available language packs

- Башкорт теле (ba)
- Беларуская (be)
- Български (bg)
- বাংলা (bn)
- Bosanski (bs)
- Català (ca)
- Català (Valencià) (ca_valencia)
- سۆرانى (ckb)
- Čeština (cs)
- Cymraeg (cy)**
- Dansk (da)
- Deutsch (de)
- Deutsch community (de_comm)
- Deutsch - Du (de_du)**
- Deutsch - Kids (de_kids)

Install selected language pack(s)

 You are logged in as **Admin User** ([Log out](#))



The screenshot shows a user interface with a 'LANGUAGE' dropdown menu. The menu is open, displaying a list of language options: Cymraeg (cy), Deutsch (de), English (en), عربي (ar), and 简体中文 (zh_cn). To the right of the menu, there is a 'Turn editing on' button and a minus sign icon.

▼ Filter strings

Show strings of these components

core

moodle.php
access.php
admin.php
auth.php
availability.php
backup.php

Customised only

Help only

Modified only

Only strings containing

String identifier

Show strings

Component	String	Standard text	Local customisation
core	guest	Guest	<input type="text" value="Visitor"/>
core	guestdescription	Guests have minimal privileges and usually can not enter text anywhere.	<input type="text" value="Visitors have minimal privileges and usually can not enter text anywhere."/>
core	guestskey	Allow guests who have the key	<input type="text" value="Allow visitors who have the key"/>
core	guestsno	Do not allow guests in	<input type="text" value="Do not allow visitors in"/>
core	guestsnotallowed	Sorry, '{\$a}' does not allow guests to enter. <small>string contains a placeholder</small>	<input type="text" value="Sorry, '{\$a}' does not allow visitors to enter."/>

Calendar

Calendar type **Gregorian** Default: Gregorian
 Japanese

calendar_type

Choose a default calendar type for the whole site. This setting can be overridden in the course settings or by users in their personal profile.

Admins see all Default: No
calendar_adminseesall

Do admins see all calendar events or just those that apply to themselves?

Time display format Default: Default
calendar_site_timeformat

You can choose to see times in either 12 or 24 hour format for the whole site. If you choose "default", then the format will be automatically chosen according to the language you use in the site. This setting can be overridden by user preferences.

Start of week Default: Sunday
calendar_startwday

Which day starts the week in the calendar?

Weekend days Sunday Monday Tuesday Wednesday Thursday Friday Saturday
calendar_weekend

Which days of the week are treated as "weekend" and shown with a different colour?

Location settings

Default timezone Default: Europe/London
timezone

This is the default timezone for displaying dates - each user can override this setting in their profile. Cron tasks and other server settings are specified in this timezone. You should change the setting if it shows as "Invalid timezone"

Force timezone Default: Users can choose their own timezone
forcetimezone

You can allow users to individually select their timezone, or force a timezone for everyone.

Default country Default: Choose...
country

If you set a country here, then this country will be selected by default on new user accounts. To force users to choose a country, just leave this unset.

Default city Default: Empty
defaultcity

A city entered here will be the default city when creating new user accounts.

WebEx Meeting settings

API Settings

Site Name <small>webexactivity sitename</small>	<input type="text" value="packt"/>	Default: Empty
The url part before .webex.com. If your site url was "https://example.webex.com", you would enter "example" above.		
WebEx Admin username <small>webexactivity apiusername</small>	<input type="text" value="packtadmin"/>	Default: Empty
The username for an admin account on your site. This should be an accounted dedicated for Moodle for security reasons.		
WebEx Admin password <small>webexactivity apipassword</small>	<input type="password" value="....."/>	<input type="checkbox"/> Unmask
The password for an admin account on your site.		
Username Prefix <small>webexactivity prefix</small>	<input type="text" value="mdl_"/>	Default: mdl_
This string will be prefixed to all usernames created by this module.		

Manage message outputs

Name	Enable	Settings
Popup notification	<input checked="" type="checkbox"/>	
Jabber message	Not configured	Settings
Email	<input checked="" type="checkbox"/>	Settings
Mobile notifications	Not configured	Settings

Email

SMTP hosts Default: Empty
smtphosts

Give the full name of one or more local SMTP servers that Moodle should use to send mail (eg 'mail.a.com' or 'mail.a.com;mail.b.com'). To specify a non-default port (i.e other than port 25), you can use the [server]:[port] syntax (eg 'mail.a.com:587'). For secure connections, port 465 is usually used with SSL, port 587 is usually used with TLS, specify security protocol below if required. If you leave this field blank, Moodle will use the PHP default method of sending mail.

SMTP security None SSL TLS Default: None
smtsecure

server requires secure connection, specify the correct protocol type.

SMTP Auth Type Default: LOGIN
smtpauthtype

This sets the authentication type to use on smtp server.

SMTP username Default: Empty
smtouser

If you have specified an SMTP server above, and the server requires authentication, then enter the username and password here.

SMTP password Unmask
smtppass

If you have specified an SMTP server above, and the server requires authentication, then enter the username and password here.

Jabber message

Jabber host Default: Empty
jabberhost

The server to connect to to send jabber message notifications

Jabber server Default: Empty
jabberserver

XMPP host ID (can be left empty if the same as Jabber host)

Jabber user name Default: Empty
jabberusername

The user name to use when connecting to the Jabber server

Jabber password Unmask
jabberpassword

The password to use when connecting to the Jabber server

Jabber port Default: 5222
jabberport

The port to use when connecting to the Jabber server

Mobile notifications

Airnotifier URL
airnotifierurl Default: https://messages.moodle.net
The server url to connect to to send push notifications.

Airnotifier port
airnotifierport Default: 443
The port to use when connecting to the airnotifier server.

Mobile app name
airnotifiermobileappname Default: com.moodle.moodlemobile
The Mobile app unique identifier (usually something like com.moodle.moodlemobile).

Airnotifier app name
airnotifierappname Default: commoodlemoodlemobile
The app name identifier in Airnotifier.

Airnotifier access key
airnotifieraccesskey Default: Empty
The access key to use when connecting to the airnotifier server.

[Request access key](#)

Default message outputs

	Popup notification	Jabber message	Email	Mobile notifications	Enabled
Assignment notifications	<input type="text" value="Permitted"/>	<input type="text" value="Disallowed"/>	<input type="text" value="Forced"/>	<input type="text" value="Permitted"/>	<input checked="" type="checkbox"/>
	Defaults <input checked="" type="checkbox"/> Online <input type="checkbox"/> Not online	Defaults <input type="checkbox"/> Online <input type="checkbox"/> Not online	Defaults <input checked="" type="checkbox"/> Online <input checked="" type="checkbox"/> Not online	Defaults <input checked="" type="checkbox"/> Online <input checked="" type="checkbox"/> Not online	
Warning when your quiz attempt becomes overdue	<input type="text" value="Disallowed"/>	<input type="text" value="Disallowed"/>	<input type="text" value="Disallowed"/>	<input type="text" value="Disallowed"/>	<input type="checkbox"/>
	Defaults <input type="checkbox"/> Online <input type="checkbox"/> Not online	Defaults <input type="checkbox"/> Online <input type="checkbox"/> Not online	Defaults <input type="checkbox"/> Online <input type="checkbox"/> Not online	Defaults <input type="checkbox"/> Online <input type="checkbox"/> Not online	
Available update notifications	<input type="text" value="Disallowed"/> <input checked="" type="text" value="Permitted"/> <input type="text" value="Forced"/>	<input type="text" value="Disallowed"/>	<input type="text" value="Forced"/>	<input type="text" value="Permitted"/>	<input checked="" type="checkbox"/>
	Defaults <input type="checkbox"/> Online <input type="checkbox"/> Not online	Defaults <input type="checkbox"/> Online <input type="checkbox"/> Not online	Defaults <input checked="" type="checkbox"/> Online <input checked="" type="checkbox"/> Not online	Defaults <input type="checkbox"/> Online <input type="checkbox"/> Not online	

Mailbox configuration

When messages are sent out, they fit into the format address+data@example.com. To reliably generate addresses from Moodle, please specify the address that you would normally use before the @ sign, and the domain after the @ sign separately. For example, the Mailbox name in the example would be "address", and the E-mail domain would be "example.com". You should use a dedicated e-mail account for this purpose.

Mailbox name Default: Empty
messageinbound_mailbox

Email domain Default: Empty
messageinbound_domain

Incoming mail server settings

Moodle is capable of connecting to appropriately configured IMAP servers. You can specify the settings used to connect to your IMAP server here.

Incoming Mail Server Default: Empty
messageinbound_host

The address of the server that Moodle should check mail against. To specify a non-default port, you can use the [server]:[port], for example mail.example.com:587 format. If you leave this field blank, Moodle will use the default port for the type of mail server you specify.

Use SSL SSL (Auto-detect SSL version)
messageinbound_hostssl

- Off - No encryption
- SSL (Auto-detect SSL version)
- SSLv2 (Force SSL Version 2)
- SSLv2 (Force SSL Version 3)
- TLS (TLS; started via protocol-level negotiation over unencrypted channel; RECOMMENDED way of initiating secure connection)
- TLSv1 (TLS direct version 1.x connection to server)

Username Default: Empty
messageinbound_hostuser

This is the username your service provider will have provided to log in to your email account with.

Password Unmask
messageinbound_hostpass

This is the password your service provider will have provided to log in to your email account with.

Name	Description	Enabled	Edit
Reply to forum posts <small>\mod_forum\message\inbound\reply_handler</small>	Reply to forum posts via email	Yes	
Invalid recipient handler <small>\tool_messageinbound\message\inbound\invalid_recipient_handler</small>	<p>If a valid message is received but the sender cannot be authenticated, the message is stored on the email server and the user is contacted using the email address in their user profile. The user is given the chance to reply to confirm the authenticity of the original message.</p> <p>This handler processes those replies.</p> <p>It is not possible to disable sender verification of this handler because the user may reply from an incorrect email address if their email client configuration is incorrect.</p>	Yes	
Email to Private files <small>\core\message\inbound\private_files_handler</small>	Store attachments to an e-mail in the user's private files storage space.	No	

Support contact

Support name

supportname

Default: Alex Büchner

This is the name of a person or other entity offering general help via the support email or web address.

Support email

supportemail

Default: packt@synergy-learning.com

This email address will be published to users of this site as the one to email when they need general help (for example, when new users create their own accounts). If this email is left blank then no such helpful email address is supplied.

Support page

supportpage

Default: Empty

This web address will be published to users of this site as the one to go to when they need general help (for example, when new users create their own accounts). If this address is left blank then no link will be supplied.

Experimental settings

Enable Safe Exam Browser integration

enablesafebrowserintegration

Default: No

This adds the choice 'Require Safe Exam Browser' to the 'Browser security' field on the quiz settings form. See <http://www.safeexambrowser.org/> for more information.

Drag and drop upload of text/links

dndallowtextandlinks

Default: No

Enable or disable the dragging and dropping of text and links onto a course page, alongside the dragging and dropping of files. Note that the dragging of text into Firefox or between different browsers is unreliable and may result in no data being uploaded, or corrupted text being uploaded.

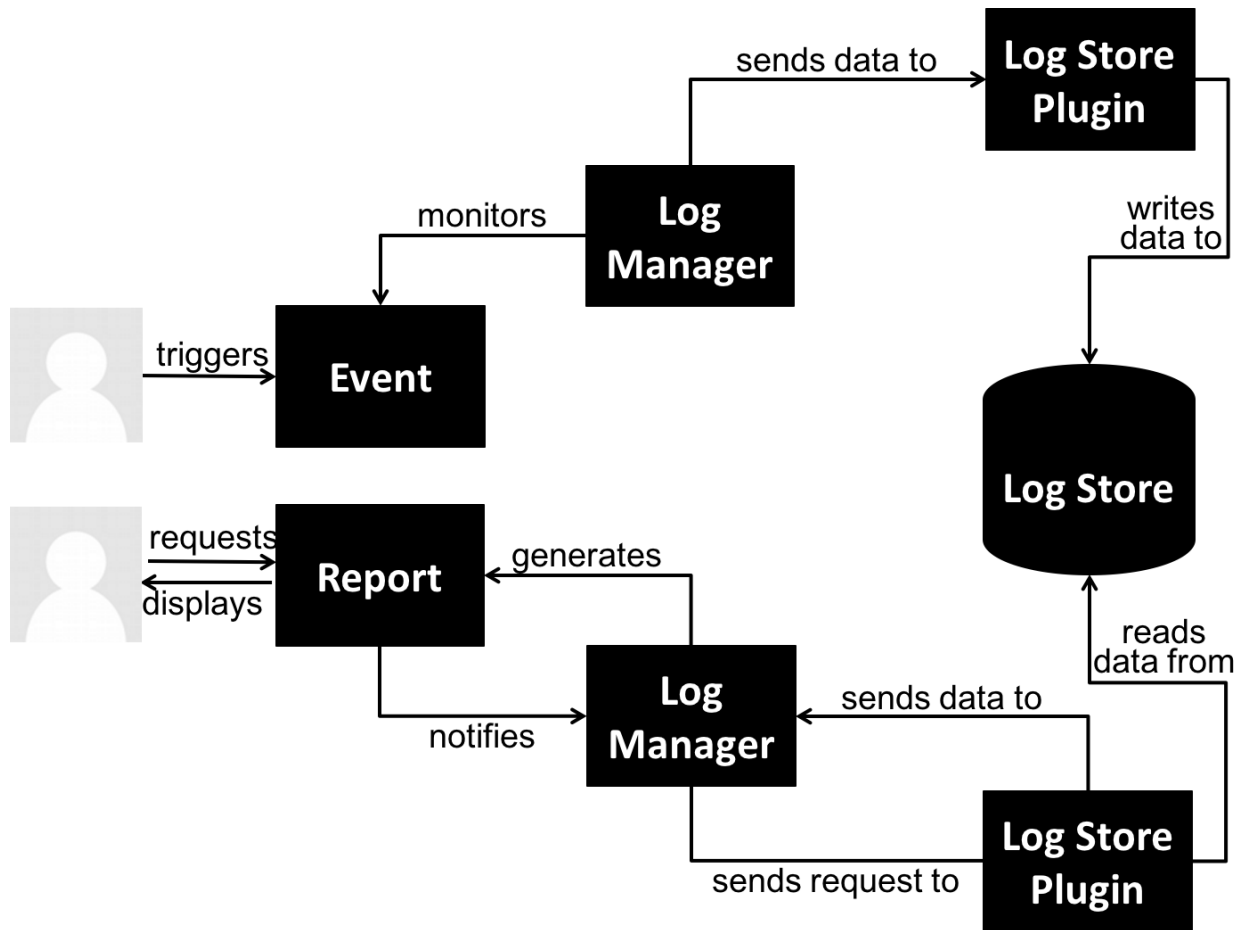
Enable CSS optimiser

enablecssoptimiser

Default: No

When enabled CSS will be run through an optimisation process before being cached. The optimiser processes the CSS removing duplicate rules and styles, as well as white space removable and reformatting. Please note turning this on at the same time as theme designer mode is awful for performance but will help theme designers create optimised CSS.

Chapter 10: Moodle Logging and Reporting



Events list

Filter

Name:

Component: All

Education level: All

Database query type: All

Filter Clear

Event name	Component	Education level	Database query type	Affected table	Since	Legacy event
Badge awarded \core\event\badge_awarded	core	Teaching	create	badge	2.9	
Blog association created \core\event\blog_association_created	core	Participating	create	blog_association	2.7	
Comment created \core\event\blog_comment_created	core	Participating	create	comments	2.7	
Comment deleted \core\event\blog_comment_deleted	core	Participating	delete	comments	2.7	
Blog entries viewed \core\event\blog_entries_viewed	core	Participating	read		2.7	
Blog entry added \core\event\blog_entry_created	core	Participating	create	post	2.6	blog_entry_added
Blog entry deleted \core\event\blog_entry_deleted	core	Participating	delete	post	2.6	blog_entry_deleted

User added to a cohort


Explanation of the event	User added to a cohort event class.
Database query type	create
Education level	Other
Affected table	cohort
Legacy event	cohort_member_added
Parent Event	<code>\core\event\base</code>
Plugins observing this event	Log store manager (tool_log) Event monitor (tool_monitor) Cohort sync (enrol_cohort)

Rule name*

Area to monitor*

Event*

Description




Every time a course is created an event will be triggered.

Notification threshold* ?

in minutes*

Notification message* ?



Rule name: {rulename}
Description: {description}
Event name: {eventname}

Select a course

Site

Your current subscriptions

Rule name	Description	Course	Area	Instance	Event	Notification threshold	Unsubscribe
Course created	Every time a course is created an event will be triggered.	Site	Core	All events	Course created	1 time(s) in 1 minute(s)	✕

Rules you can subscribe to

Rule name	Description	Course	Area	Event	Notification threshold	
Course created	Every time a course is created an event will be triggered.	Site	Core	Course created	1 time(s) in 1 minute(s)	+
Message sent	Every time a message is sent an event will be triggered.	Site	Core	Message sent	1 time(s) in 30 minute(s)	+

You can manage rules from the [Event monitoring rules](#) page.

External database log

Database settings

Connection details for the external log database: [Test connection](#)

Choose database driver Default: Choose...
logstore_database | dbdriver

Database host Default: Empty
logstore_database | dbhost

Database user Default: Empty
logstore_database | dbuser

Database password Unmask
logstore_database | dbpass

Database name Default: Empty
logstore_database | dbname

Database table Default: Empty
logstore_database | dbtable

Name of the table where logs will be stored. This table should have a structure identical to the one used by logstore_standard (mdl_logstore_standard_log).

Filter logs

Enable filters that exclude some actions from being logged.

Log guest actions Default: No

logstore_database | logguests

Include actions with these educational levels Teaching Participating

logstore_database | includelevels

Other

Default: Teaching, Participating, Other

Include actions of these types Create

logstore_database | includeactions

Read

Update

Delete

Default: Create, Read, Update, Delete

Reports

Plugin	Log stores that support this report	Version	Uninstall
Activity completion	Log store not required	2015111600	Uninstall
Activity report	Legacy log, Standard log	2015111600	Uninstall
Backups report	Log store not required	2015111600	Uninstall
Config changes	Log store not required	2015111600	Uninstall
Course completion	Log store not required	2015111600	
Course overview	Log store not required	2015111600	Uninstall
Course participation	Legacy log, Standard log	2015111600	Uninstall
Events list	Log store not required	2015111600	Uninstall
Live logs	External database log, Legacy log, Standard log	2015111600	Uninstall
Logs	External database log, Legacy log, Standard log	2015111600	Uninstall
Performance overview	Log store not required	2015111600	Uninstall
Question instances	Log store not required	2015111600	Uninstall
Security overview	Log store not required	2015111600	Uninstall
Statistics	Legacy log, Standard log	2015111600	Uninstall
User sessions report	Log store not required	2015111600	Uninstall

Choose which logs you want to see:

Packt (Site) ▾ All participants ▾ All days ▾
 All activities ▾ All actions ▾ Educational level ▾ **Standard log**
 External database log Get these logs

Time	User full name	Affected user	Event context	Component	Event name	Description	Origin	IP address
27 Dec, 07:40	Alex Büchner	Web Service	User: Web Service	System	User updated	The user with id '2' updated the profile for the user with id '325'.	web	192.168.56.1
27 Dec, 07:31	Alex Büchner	Alex Büchner	User: Alex Büchner	System	User profile viewed	The user with id '2' viewed the profile for the user with id '2'.	web	192.168.56.1
27 Dec, 06:50	Alex Büchner	-	System	Event monitor	Subscription created	The user with id '2' created the event monitor subscription with id '3'.	web	192.168.56.1
27 Dec, 06:50	Alex Büchner	-	Front page	Event monitor	Subscription deleted	The user with id '2' deleted the event monitor subscription with id '2'.	web	192.168.56.1
27 Dec, 06:50	Alex Büchner	-	Course: Totara Demo	System	Course viewed	The user with id '2' viewed the course with id '24'.	web	192.168.56.1
27 Dec, 06:50	Alex Büchner	-	System	System	User has logged in	The user with id '2' has logged in.	web	192.168.56.1
27 Dec, 06:50	Joanne Arnold	-	System	System	User logged out	The user with id '160' has logged out.	web	192.168.56.1

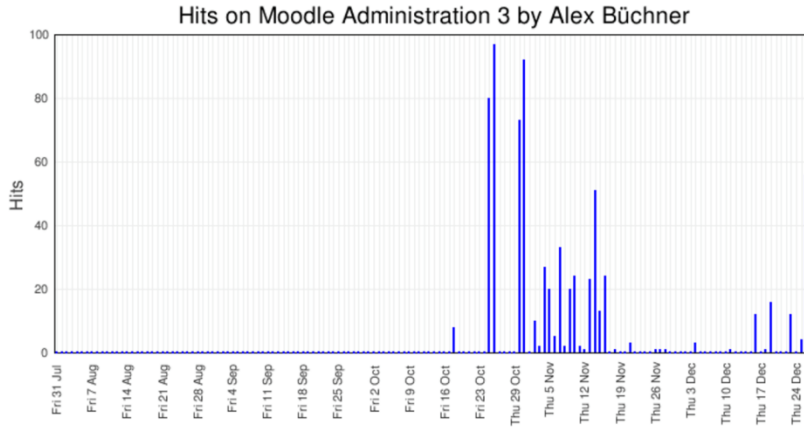


geoPlugin service is currently being used to look up geographical information. For more accurate results we

Time	User full name	Affected user	Event context	Component	Event name	Description	Origin	IP address
24 Dec, 07:48	-	Pupil Four	System	System	Email failed to send	Failed to send an email from the user with id '-20' to the user with id '305' due to the following error: "You must provide at least one recipient email address."	cli	192.168.56.1
24 Dec, 07:48	-	Pupil Three	System	System	Email failed to send	Failed to send an email from the user with id '-20' to the user with id '304' due to the following error: "You must provide at least one recipient email address."	cli	192.168.56.1
8 Oct, 10:19	Alex Büchner	-	System	System	User login failed	Login failed for the username 'admin' for the reason with id '3'.	web	192.168.56.1
8 Oct, 10:19	Alex Büchner	-	System	System	User login failed	Login failed for the username 'admin' for the reason with id '3'.	web	192.168.56.1
8 Oct, 10:19	Alex Büchner	-	System	System	User login failed	Login failed for the username 'admin' for the reason with id '3'.	web	192.168.56.1
9 Aug, 14:19	Alex Büchner	-	System	System	User login failed	Login failed for the username 'admin' for the reason with id '3'.	web	192.168.56.1

Select log reader

External database log



Page: 1 2 3 4 5 6 7 8 9 10 11 12 13 14 15 16 17 18 ...26 (Next)

Time	User full name	Affected user	Event context	Component	Event name	Description	Origin	IP address
28 Dec, 06:43	Alex Büchner	Alex Büchner	Front page	Logs	User log report viewed	The user with id '2' viewed the user log report for the user with id '2'.	web	192.168.56.1
28 Dec, 06:41	Alex Büchner	-	System	System	User has logged in	The user with id '2' has logged in.	web	192.168.56.1
28 Dec, 06:38	Alex Büchner	Alex Büchner	User: Alex Büchner	System	User profile viewed	The user with id '2' viewed the profile for the user with id '2'.	web	192.168.56.1

Statistics

Maximum processing interval Default: None

This specifies how far back the logs should be processed **the first time** the cronjob wants to process statistics. If you have a lot of traffic and are on shared hosting, it's probably not a good idea to go too far back, as it could take a long time to run and be quite resource intensive. (Note that for this setting, 1 month = 28 days. In the graphs and reports generated, 1 month = 1 calendar month.)

Maximum runtime Default: Until complete

This specifies the maximum time allowed to calculate the statistics for one day, bearing in mind that statistics processing can put a big load on the server. The maximum number of days processed in one cron can be specified below.

Days to process Default: 31

This specifies the maximum number of days processed in each statistics execution. Once the statistics are up-to-date, only one day will be processed, so adjust this value depending of your server load, reducing it if shorter cron executions are needed.

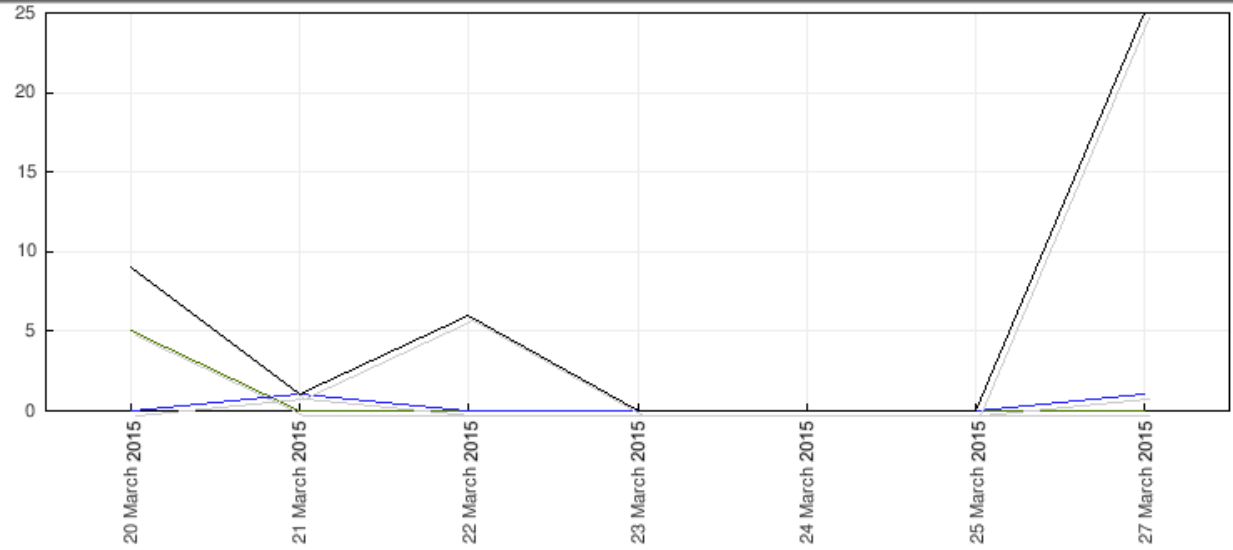
Run at : Default: 0:0

What time should the cronjob that does the statistics processing start? Specifying different times is recommended if there are multiple Moodle sites on one server.

User threshold Default: 0

This setting specifies the minimum number of enrolled users for a course to be included in statistics calculations.

Training - All activity (all roles)

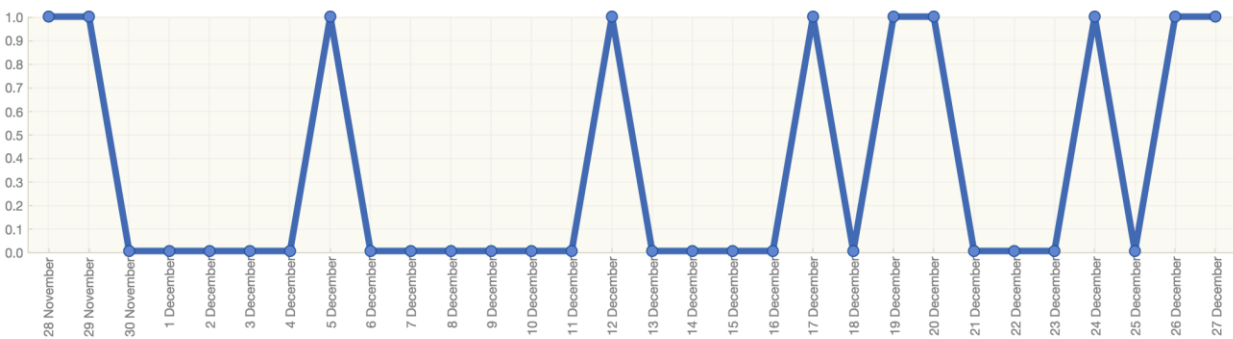


Period ending (day)	Guest	Student	All	Logs
27 March 2015	0	1	25	Course Logs
25 March 2015	0	0	0	Course Logs
24 March 2015	0	0	0	Course Logs
23 March 2015	0	0	0	Course Logs
22 March 2015	0	0	6	Course Logs
21 March 2015	0	1	1	Course Logs
20 March 2015	5	0	9	Course Logs



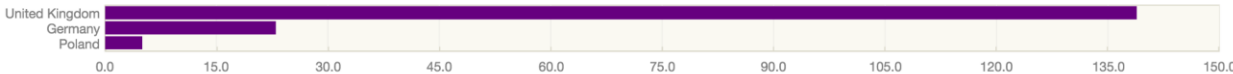
Users logging in

Per day



User countries

Number of different countries: 3



SQL Query*

```

1 SELECT
2 user2.firstname AS Firstname,
3 user2.lastname AS Lastname,
4 user2.email AS Email,
5 user2.city AS City,
6 course.fullname AS Course
7 ,(SELECT shortname FROM prefix_role WHERE id=en.roleid) AS ROLE
8 ,(SELECT name FROM prefix_role WHERE id=en.roleid) AS RoleName
9
10 FROM prefix_course AS course
11 JOIN prefix_enrol AS en ON en.courseid = course.id
12 JOIN prefix_user_enrolments AS ue ON ue.enrolid = en.id
13 JOIN prefix_user AS user2 ON ue.userid = user2.id
    
```

Save changes

Cancel

Press F11 when cursor is in the editor to toggle full screen editing. Esc can also be used to exit full screen editing.

List of SQL Contributed reports

1) Choose a remote report categories

course

2) Choose a report form the list

most_active_courses.sql

SQL query

```

1
2 SELECT COUNT(l.id) hits, l.course courseId, c.fullname coursename
3 FROM prefix_log l INNER JOIN prefix_course c ON l.course = c.id
4 GROUP BY courseId
5 ORDER BY hits DESC
    
```

Home > My Reports > Log

Edit this report

Log: 169 of 547 records shown

Search by

User's Fullname

Course Name

Search Clear

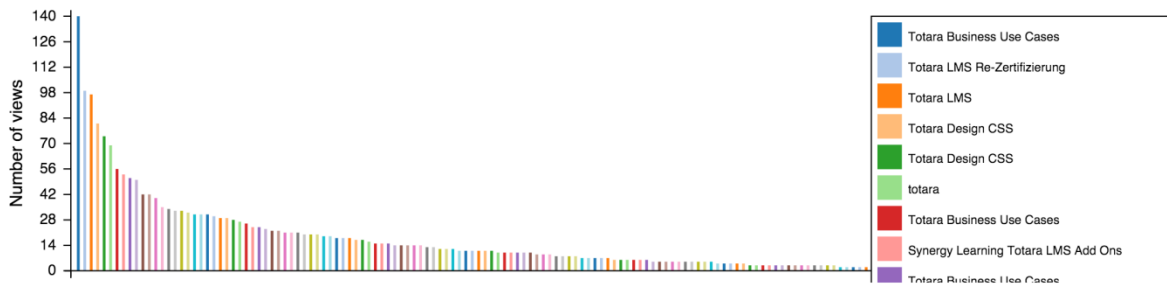
Show more...

Filter by

User's Country

Save this search View a saved search... Choose... Manage searches

Show/Hide Columns



Course Name	Count of Course Name
Totara Business Use Cases	140
Totara LMS Re-Zertifizierung	99
Totara LMS	97
Totara Design CSS	81

Add scheduled report

▼ Scheduled report settings

Report	Log
Data	Packt ▾
Export	Export in Excel format ▾
Export options	<input checked="" type="radio"/> Email scheduled report <input type="radio"/> Email and save scheduled report to file <input type="radio"/> Save scheduled report to file system only
Schedule	Weekly ▾ 00:00 ▾ Friday ▾ 1st ▾
<input type="button" value="Save changes"/> <input type="button" value="Cancel"/>	

Analytics

Enabled <small>local_analytics enabled</small>	<input checked="" type="checkbox"/> Default: Yes Enable Analytics for Moodle
Analytics <small>local_analytics analytics</small>	Piwik ▾ Default: Piwik Choose the type of Analytics you want to insert
Site ID <small>local_analytics siteid</small>	1 Default: 1 Enter your Site ID or Google Analytics
Image Tracking <small>local_analytics imagetrack</small>	<input checked="" type="checkbox"/> Default: Yes Enable Image Tracking for Moodle for browsers with JavaScript disabled (only for Piwik)
Analytics URL <small>local_analytics siteurl</small>	packt.synergy-learning.com Default: Empty Enter your Piwik Analytics URL without http(s) or a trailing slash (for both Google Analytics types leave empty)
Tracking Admins <small>local_analytics trackadmin</small>	<input type="checkbox"/> Default: No Enable tracking of Admin users (not recommended)
Clean URLs <small>local_analytics cleanurl</small>	<input checked="" type="checkbox"/> Default: Yes Generate clean URL for in advanced tracking
Tracking code location <small>local_analytics location</small>	Header <input checked="" type="checkbox"/> Top of body Default: Header Footer The place on the page where you want to place the code, header will yield the most reliable results, but footer gives the best performance. If you do not get correct results in Google/Piwik set this to "Header"

Audience Overview

Oct 1, 2015 - Nov 30, 2015

Email Export Add to Dashboard Shortcut

All Sessions 100.00%

Tablet Traffic 0.22%

Calendar navigation for September, October, and November 2015. Date Range: Custom (Oct 1, 2015 - Nov 30, 2015). Compare to: Previous period. Apply cancel. Hourly Day Week Month.

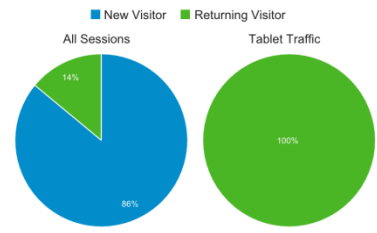
Overview

Sessions vs. Pages / Session

All Sessions: Sessions Pages / Session
Tablet Traffic: Sessions Pages / Session



Sessions All Sessions 457 Tablet Traffic 1	Users All Sessions 395 Tablet Traffic 1	Pageviews All Sessions 463 Tablet Traffic 1	Pages / Session All Sessions 1.01 Tablet Traffic 1.00
Avg. Session Duration All Sessions 00:00:11 Tablet Traffic 00:00:00	Bounce Rate All Sessions 98.91% Tablet Traffic 100.00%	% New Sessions All Sessions 86.00% Tablet Traffic 0.00%	



Config changes

Page: 1 2 3 4 5 6 7 8 9 10 11 12 13 14 15 16 17 18 ...43 (Next)

Date ↑	First name / Surname	Plugin	Setting	New value	Original value
Monday, 25 August 2014, 1:41 PM	Alex Büchner	logstore_database	dbtable	mdl_log	packt_log
Monday, 25 August 2014, 1:40 PM	Alex Büchner	core	maxcategorydepth	3	2
Monday, 25 August 2014, 1:39 PM	Alex Büchner	core	statsfirstrun	all	none
Monday, 25 August 2014, 1:39 PM	Alex Büchner	core	statsruntimestarthour	6	5

Chapter 11: Moodle Security and Privacy

Your site configuration might not be secure. Please make sure that your dataroot directory (/var/www/packt/packtdata) is not directly accessible via web.

Enabling the PHP setting `display_errors` is not recommended on production sites because some error messages may reveal sensitive information about your server.

The `cron.php maintenance script` has not been run for at least 24 hours. [?](#)

Notifications

Display login failures
displayloginfailures

Default: No

This will display information to users about previous failed logins.

Email login failures to
notifyloginfailures

Nobody
Everyone who can 'Change site configuration'
Alex Büchner

Default: Nobody

Send login failure notification messages to these selected users. This requires an internal logstore (eg Standard Logstore) to be enabled.

Threshold for email notifications
notifyloginthreshold

10 Default: 10

If notifications about failed logins are active, how many failed login attempts by one user or one IP address is it worth notifying about?

Security overview

Issue	Status	Description
Insecure dataroot	OK	Dataroot directory must not be accessible via the web.
Displaying of PHP errors	Warning	The PHP setting to display errors is enabled. It is recommended that this is disabled.
No authentication	OK	No authentication plugin is disabled.
Allow EMBED and OBJECT	Critical	Unlimited object embedding enabled - this is very dangerous for the majority of servers.
Enabled .swf media filter	OK	Flash media filter is not enabled.
Open user profiles	OK	Login is required before viewing user profiles.
Open to Google	OK	Search engine access is not enabled.
Password policy	OK	Password policy enabled.
Email change confirmation	OK	Confirmation of change of email address in user profile.
Writable config.php	OK	config.php can not be modified by PHP scripts.
XSS trusted users	Warning	RISK_XSS - found 5 users that have to be trusted.
Administrators	OK	Found 1 server administrator(s).
Backup of user data	Warning	Found 1 roles, 0 overrides and 2 users with the ability to backup user data.
Default role for all users	OK	Default role for all users definition is OK.
Guest role	OK	Guest role definition is OK.
Frontpage role	OK	Frontpage role definition is OK.
Web cron	Warning	Anonymous users can access cron.

Security overview

Issue	Status	Description	Configuration
Allow EMBED and OBJECT	Critical	Unlimited object embedding enabled - this is very dangerous for the majority of servers.	Site policies

Unlimited object embedding is very dangerous - any registered user may launch an XSS attack against other server users. This setting should be disabled on production servers.

Continue

Allowed email domains Default: Empty
allowemailaddresses

If you want to restrict all new email addresses to particular domains, then list them here separated by spaces. All other domains will be rejected. To allow subdomains add the domain with a preceding '!'. eg **ourcollege.edu.au**
.gov.au

Denied email domains Default: Empty
denyemailaddresses

To deny email addresses from particular domains list them here in the same way. All other domains will be accepted. To deny subdomains add the domain with a preceding '!'. eg **hotmail.com yahoo.co.uk .live.com**

Restrict domains when changing email Default: Yes
verifychangedemail

Enables verification of changed email addresses using allowed and denied email domains settings. If this setting is disabled the domains are enforced only when creating new users.

ReCAPTCHA public key Default: Empty
recaptchapublickey

String of characters used to display the reCAPTCHA element in the signup form. Generated by <http://www.google.com/recaptcha>

ReCAPTCHA private key Default: Empty
recaptchaprivatekey

String of characters used to communicate between your Moodle server and the recaptcha server. Obtain one for this site by visiting <http://www.google.com/recaptcha>

Site policies

Protect usernames Default: Yes
protectusernames

By default `forget_password.php` does not display any hints that would allow guessing of usernames or email addresses.

Force users to log in Default: No
forcelogin

Normally, the front page of the site and the course listings (but not courses) can be read by people without logging in to the site. If you want to force people to log in before they do ANYTHING on the site, then you should enable this setting.

Force users to log in for profiles Default: Yes
forceloginforprofiles

This setting forces people to login as a real (non-guest) account before viewing any user's profile. If you disabled this setting, you may find that some users post advertising (spam) or other inappropriate content in their profiles, which is then visible to the whole world.

Force users to log in to view user pictures Default: No
forceloginforprofileimage

If enabled, users must login in order to view user profile pictures and the default user picture will be used in all notification emails.

Open to Google Default: No
opentogoogle

If you enable this setting, then Google will be allowed to enter your site as a Guest. In addition, people coming in to your site via a Google search will automatically be logged in as a Guest. Note that this only provides transparent access to courses that already allow guest access.

Profile visible roles Manager
profileroles
 Course creator
 Teacher
 Non-editing teacher
 Student
 Guest
 Authenticated user
 Authenticated user on frontpage

Default: Teacher, Non-editing teacher, Student

List of roles that are visible on user profiles and participation page.

Courses

- Course contacts Manager
coursecontact Course creator
 Teacher
 Non-editing teacher
 Student
 Guest
 Authenticated user
 Authenticated user on frontpage

Default: Teacher

This setting allows you to control who appears on the course description. Users need to have at least one of these roles in a course to be shown on the course description for that course.

Password policy Default: Yes
passwordpolicy Turning this on will make Moodle check user passwords against a valid password policy. Use the settings below to specify your policy (they will be ignored if you set this to 'No').

Password length Default: 8
minpasswordlength Passwords must be at least these many characters long.

Digits Default: 1
minpassworddigits Passwords must have at least these many digits.

Lowercase letters Default: 1
minpasswordlower Passwords must have at least these many lower case letters.

Uppercase letters Default: 1
minpasswordupper Passwords must have at least these many upper case letters.

Non-alphanumeric characters Default: 1
minpasswordnonalphanum Passwords must have at least these many non-alphanumeric characters.

Consecutive identical characters Default: 0
maxconsecutiveidentchars Passwords must not have more than this number of consecutive identical characters. Use 0 to disable this check.

Password rotation limit Default: 0
passwordreuselimit Number of times a user must change their password before they are allowed to reuse a password. Hashes of previously used passwords are stored in local database table. This feature might not be compatible with some external authentication plugins.

Maximum time to validate password reset request Default: 30 minutes
pwresettime This specifies the amount of time people have to validate a password reset request before it expires. Usually 30 minutes is a good value.

Log out after password change Default: No
passwordchangelogout If enabled, when a password is changed, all browser sessions are terminated, apart from the one in which the new password is specified. (This setting does not affect password changes via bulk user upload.)

Group enrolment key policy Default: Yes
groupenrolmentkeypolicy Turning this on will make Moodle check group enrolment keys against a valid password policy.

Account lockout threshold lockoutthreshold Default: No

Account lockout observation window lockoutwindow minutes Default: 30 minutes

Account lockout duration lockoutduration minutes Default: 30 minutes

This script allows you to search all user profiles for certain strings and then delete those accounts which are obviously created by spammers. You can search for multiple keywords using commas (e.g. casino, porn).

For further information, see the documentation [Reducing spam in Moodle](#).

eg: casino, porn, xxx

Results of searching user profiles containing: world cup

User	Description	Operation
1 Bad Boy <ul style="list-style-type: none"> Hollywood GB Ben.Cuttle@yourschool.org.uk 	From forum post: World Cup	<input type="button" value="Delete user"/> <input type="button" value="Ignore"/>

Allow EMBED and OBJECT tags allowobjectembed Default: No
 As a default security measure, normal users are not allowed to embed multimedia (like Flash) within texts using explicit EMBED and OBJECT tags in their HTML (although it can still be done safely using the mediaplugins filter). If you wish to allow these tags then enable this option.

Enable trusted content enabletrusttext Default: No
 By default Moodle will always thoroughly clean text that comes from users to remove any possible bad scripts, media etc that could be a security risk. The Trusted Content system is a way of giving particular users that you trust the ability to include these advanced features in their content without interference. To enable this system, you need to first enable this setting, and then grant the Trusted Content permission to a specific Moodle role. Texts created or uploaded by such users will be marked as trusted and will not be cleaned before display.

School Website Policy

The purpose of this policy is to ensure that the school website protects the safety and confidentiality of the pupils of the school. It has regard to the Superhighway Safety advice of the Department for Education & Skills.

On our school website:

- No close up pictures of pupils will be used
- No photographs of individual pupils will be used
- Images of pupils will not be labelled with their names
- Pupils will only be referred to by first names on our webpages
- No personal details of pupils or staff will be featured

You must agree to this policy to continue using this site. Do you agree?

Yes

No

Anti-Virus

Use clam AV on uploaded files Default: No
runclamonupload

When enabled, clam AV will be used to scan all uploaded files.

clam AV path Default: Empty
pathtoclam

Path to clam AV. Probably something like /usr/bin/clamscan or /usr/bin/clamdscan. You need this in order for clam AV to run.

Quarantine directory Default: Empty
quarantinedir

If you want clam AV to move infected files to a quarantine directory, enter it here. It must be writable by the webserver. If you leave this blank, or if you enter a directory that doesn't exist or isn't writable, infected files will be deleted. Do not include a trailing slash.

On clam AV failure Treat files as OK Treat files like viruses Default: Treat files as OK
clamfailureonupload

If you have configured clam to scan uploaded files, but it is configured incorrectly or fails to run for some unknown reason, how should it behave? If you choose 'Treat files like viruses', they'll be moved into the quarantine area, or deleted. If you choose 'Treat files as OK', the files will be moved to the destination directory like normal. Either way, admins will be alerted that clam has failed. If you choose 'Treat files like viruses' and for some reason clam fails to run (usually because you have entered an invalid pathtoclam), ALL files that are uploaded will be moved to the given quarantine area, or deleted. Be careful with this setting.

Cron execution via command line only Default: No
cronclionly

If this is set, then the cron script can only be run from the command line instead of via the web. This overrides the cron password setting below.

Cron password for remote access Unmask
cronremotepassword

This means that the cron.php script cannot be run from a web browser without supplying the password using the following form of URL:

If this is left empty, no password is required.

HTTP security

- Use HTTPS for logins** Default: No
loginhttps
Turning this on will make Moodle use a secure https connection just for the login page (providing a secure login), and then afterwards revert back to the normal http URL for general speed. CAUTION: this setting REQUIRES https to be specifically enabled on the web server - if it is not then YOU COULD LOCK YOURSELF OUT OF YOUR SITE.
- Secure cookies only** Default: No
cookiesecure
If server is accepting only https connections it is recommended to enable sending of secure cookies. If enabled please make sure that web server is not accepting http:// or set up permanent redirection to https:// address. When *wwwroot* address does not start with https:// this setting is turned off automatically.
- Only http cookies** Default: No
cookiehttponly
Enables new PHP 5.2.0 feature - browsers are instructed to send cookie with real http requests only, cookies should not be accessible by scripting languages. This is not supported in all browsers and it may not be fully compatible with current code. It helps to prevent some types of XSS attacks.

IP blocker

- Allowed list will be processed first** Default: No
allowbeforeblock
By default, entries in the blocked IPs list are matched first. If this option is enabled, entries in the allowed IPs list are processed before the blocked list.

Allowed IP list allowedip

192.168
123.45.67.89-99

Default: Empty
Put every entry on one line. Valid entries are either full IP address (such as **192.168.10.1**) which matches a single host; or partial address (such as **192.168.**) which matches any address starting with those numbers; or CIDR notation (such as **231.54.211.0/20**); or a range of IP addresses (such as **231.3.56.10-20**) where the range applies to the last part of the address. Text domain names (like 'example.com') are not supported. Blank lines are ignored.

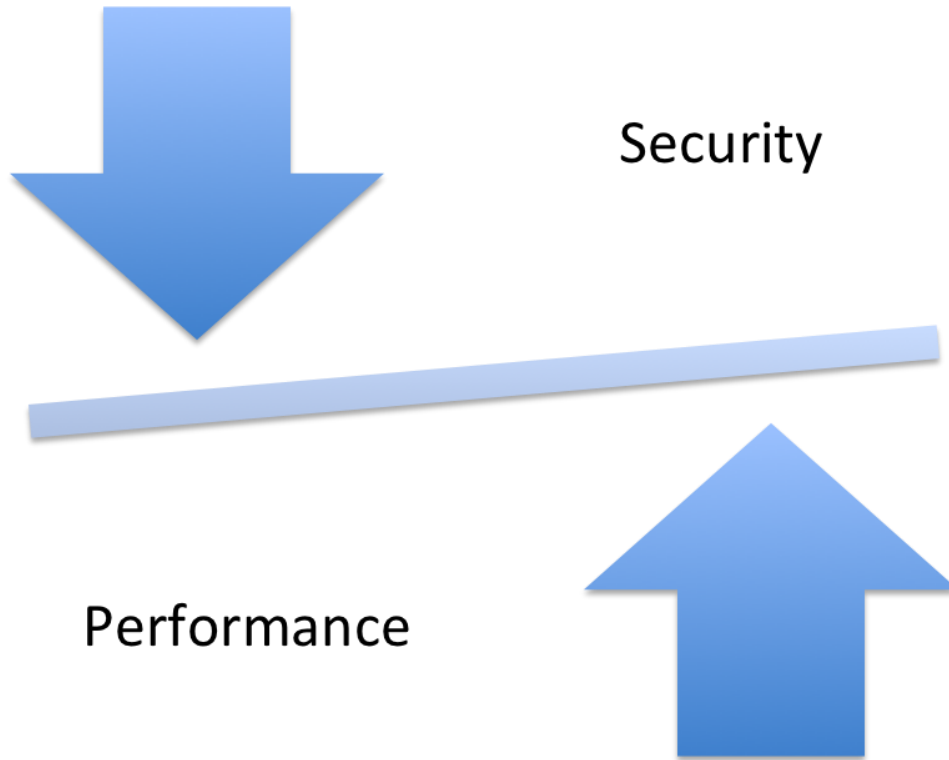
Blocked IP List blockedip

111.22.33.44



Chapter 12: Moodle Performance and Optimization

Name	Information	Report	Status
php_setting	opcache.enable	<p>ⓘ PHP setting should be changed.</p> <p>PHP opcode caching improves performance and lowers memory requirements, OPcache extension is recommended and fully supported.</p>	Check



Performance overview

This report lists issues which may affect performance of the site ⓘ [more help](#)

Issue	Value	Comments	Edit
Theme designer mode	Disabled	If enabled, images and style sheets will not be cached, resulting in significant performance degradation.	⚙️
Cache Javascript	Enabled	If disabled, page might load slow.	⚙️
Debug messages	MINIMAL: Show only fatal errors	If set to DEVELOPER, performance may be affected slightly.	⚙️
Automated backup	Enabled	Performance may be affected during the backup process. Backups should be scheduled for off-peak times.	⚙️
Enable statistics	Enabled	Performance may be affected by statistics processing. Statistics settings should be set with caution.	⚙️

Installed cache stores

Plugin	Ready	Stores	Modes	Supports	Actions
File cache	✓	1	Application, Session	data guarantee, ttl, key awareness	Add instance
Memcache		0	Application	ttl	
Memcached	✓	1	Application	ttl	Add instance
MongoDB		0	Application	data guarantee	
Session cache	✓	1	Session	data guarantee, ttl, key awareness	
Static request cache	✓	1	Request	data guarantee, ttl, key awareness	

Configured store instances

Store name	Plugin	Ready	Store mappings	Modes	Supports	Locking mechanism	Actions
mem1	Memcached	✓	16	Application	ttl	Default file locking	Edit store , Delete store , Purge
<i>Default file store for application caches</i>	<i>File cache</i>	✓	0	<i>Application, Session</i>	<i>data guarantee, ttl, key awareness, searching by key</i>	<i>Default file locking</i>	Purge
<i>Default static store for request caches</i>	<i>Static request cache</i>	✓	0	<i>Request</i>	<i>data guarantee, ttl, key awareness, searching by key</i>	<i>Default file locking</i>	Purge
<i>Default session store for session caches</i>	<i>Session cache</i>	✓	0	<i>Session</i>	<i>data guarantee, ttl, key awareness, searching by key</i>	<i>Default file locking</i>	Purge

Add Memcached store

Store name mem1

Lock method ⓘ Default file locking ⚡

▼ Store configuration

Servers* ⓘ 127.0.0.1

Use compression ⓘ Yes ⚡

Use serialiser ⓘ The default PHP serializer.
 The JSON serializer.

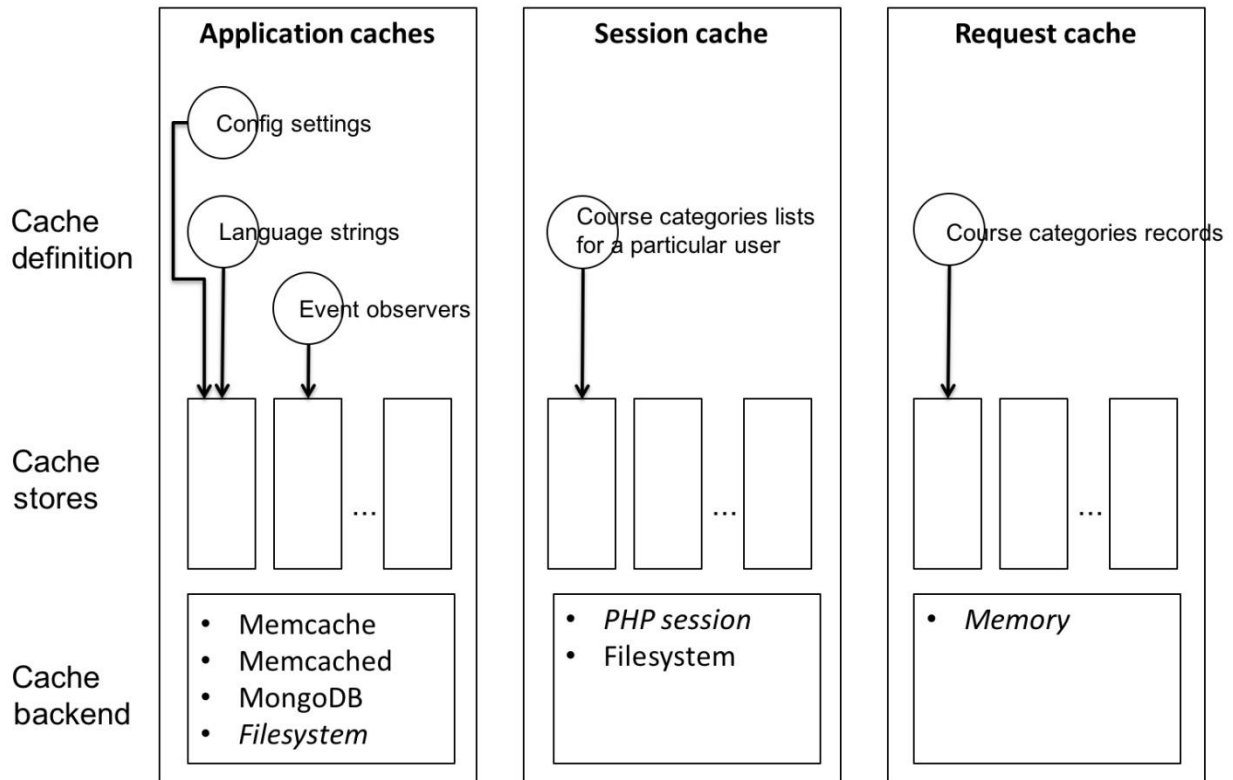
Prefix key ⓘ train

Hash method ⓘ Default (one-at-a-time) ⚡

Buffer writes ⓘ No ⚡

Known cache definitions

Definition	Mode	Component	Area	Store mappings	Sharing	Actions
Accumulated information about modules and sections for each course	Application	core	coursemodinfo	Default file store for application caches	Site identifier	Edit mappings, Edit sharing, Purge
Activity completion status	Application	core	completion	Default file store for application caches	Site identifier	Edit mappings, Edit sharing, Purge
Calendar subscriptions	Application	core	calendar_subscriptions	Default file store for application caches	Site identifier	Edit mappings, Edit sharing, Purge
Concept linking	Application	mod_glossary	concepts	Default file store for application caches	Site identifier	Edit mappings, Edit sharing, Purge
Config settings	Application	core	config	Default file store for application caches	Site identifier	Edit mappings, Edit sharing, Purge



Cache store performance reporting - 10000 unique requests per operation.

Test with 1, 10, 100, 500, 1000, 5000, 10000, 50000, 100000 requests

Store requests when used as a session cache.

Plugin	Result	Set	Get - Hit	Get - Miss	Delete
File cache	Tested	1.5202	0.4715	0.0578	0.2129
Memcache	Untestable	-	-	-	-
Memcached	Invalid plugin	-	-	-	-
MongoDB	Invalid plugin	-	-	-	-
Session cache	Tested	0.0265	0.0160	0.0064	0.0138
Static request cache	Unsupported mode	-	-	-	-

Purge all caches

Moodle can cache themes, javascript, language strings, filtered text, rss feeds and many other pieces of calculated data. Purging these caches will delete that data from the server and force browsers to refetch data, so that you can be sure you are seeing the most up-to-date values produced by the current code. There is no danger in purging caches, but your site may appear slower for a while until the server and clients calculate new information and cache it.

Purge all caches

Name	Component	Edit	Last run	Next run	Minute	Hour	Day	Day of week	Month	Fail delay	Default
Legacy log table cleanup <small>\logstore_legacy\task\cleanup_task</small>	Legacy log		Monday, 25 August 2014, 4:21 PM	Tuesday, 26 August 2014, 7:08 AM	*	6	*	*	*	0	No
Log table cleanup <small>\logstore_standard\task\cleanup_task</small>	Standard log		Monday, 25 August 2014, 4:21 PM	Tuesday, 26 August 2014, 5:22 AM	*	4	*	*	*	0	Yes
Automated backups <small>\core\task\automated_backup_task</small>	Core		Never	ASAP	50	*	*	*	*	0	Yes
Clean backup tables and logs <small>\core\task\backup_cleanup_task</small>	Core		Monday, 25 August 2014, 4:21 PM	Monday, 25 August 2014, 5:10 PM	10	*	*	*	*	0	Yes
Award badges <small>\core\task\badges_cron_task</small>	Core		Never	ASAP	*5	*	*	*	*	0	Yes

Edit task schedule: Check for updates

Last run Monday, 25 August 2014, 4:00 PM

Next run Monday, 25 August 2014, 6:00 PM

Minute

Hour

Day

Month

Day of week

Disabled

Reset task schedule to defaults

Disable grade history Default: No
disablegradehistory Disable history tracking of changes in grades related tables. This may speed up the server a little and conserve

Grade history lifetime 365 days
gradehistorylifetime

- Never delete history
- 1000 days
- ✓ 365 days
- 180 days
- 150 days
- 120 days
- 90 days
- 60 days
- 30 days

Default: Never delete history
of time you want to keep history of changes in grade related tables. It is recommended to
. If you experience performance problems or have limited database space, try to set lower

0.700861 secs
RAM: 29.4MB
RAM peak: 30.5MB
Included 492 files
Contexts for which filters were loaded: 1
Filters created: 3
Pieces of content filtered: 10
Strings filtered: 0
get_string calls: 2927
DB reads/writes: 73/2
DB queries time: 0.0096 secs
ticks: 70 user: 65 sys: 5 cuser: 0 csys: 0
Load average: 0.01
Session (core\session\file): 5.3KB

Caches used (hits/misses/sets)

core/databasemeta ** static acceleration **: 38 / 17 / 0 cachestore_file: 17 / 0 / 0	core/string ** static acceleration **: 4590 / 440 / 0 cachestore_file: 440 / 0 / 0	
core/yuimodules cachestore_file: 3 / 0 / 0	core/htmlpurifier cachestore_file: 2 / 0 / 0	core/langmenu ** static acceleration **: 3 / 1 / 0 cachestore_file: 1 / 0 / 0
core/plugin_manager cachestore_file: 3 / 0 / 0	core/coursecat cachestore_session: 1 / 2 / 3	core/coursemodinfo cachestore_file: 1 / 0 / 0
core/repositories cachestore_static: 0 / 11 / 22		
Total: 5099 / 471 / 25		

Enable profiling Default: No
If you enable this setting, then profiling will be available in this site and you will be able to define its behavior by configuring the next options.

Profile these
index.php, /mod/*/view.php

Default: Empty
List of (comma separated, absolute skipping wwwroot, callable) URLs that will be automatically profiled. Examples: /index.php, /course/view.php. Also accepts the * wildcard at any position. Examples: /mod/forum/*, /mod/*/view.php.

Exclude profiling

Default: Empty
List of (comma separated, absolute skipping wwwroot, callable) URLs that will be excluded from being profiled from the ones defined by 'Profile these' setting.

Automatic profiling 0 Default: 0

By configuring this setting, some request (randomly, based on the frequency specified - 1 of N) will be picked and automatically profiled, storing results for further analysis. Note that this way of profiling observes the include/exclude settings. Set it to 0 to disable automatic profiling.

Selective profiling Default: No
If you enable this setting, then, selectively, you can use the PROFILEME parameter anywhere (PGC) and profiling for that script will happen. Analogously, you can use the DONTPROFILEME parameter to prevent profiling to happen

Continuous profiling Default: No
If you enable this setting, then, at any moment, you can use the PROFILEALL parameter anywhere (PGC) to enable profiling for all the executed scripts along the Moodle session life. Analogously, you can use the PROFILEALLSTOP parameter to stop it.

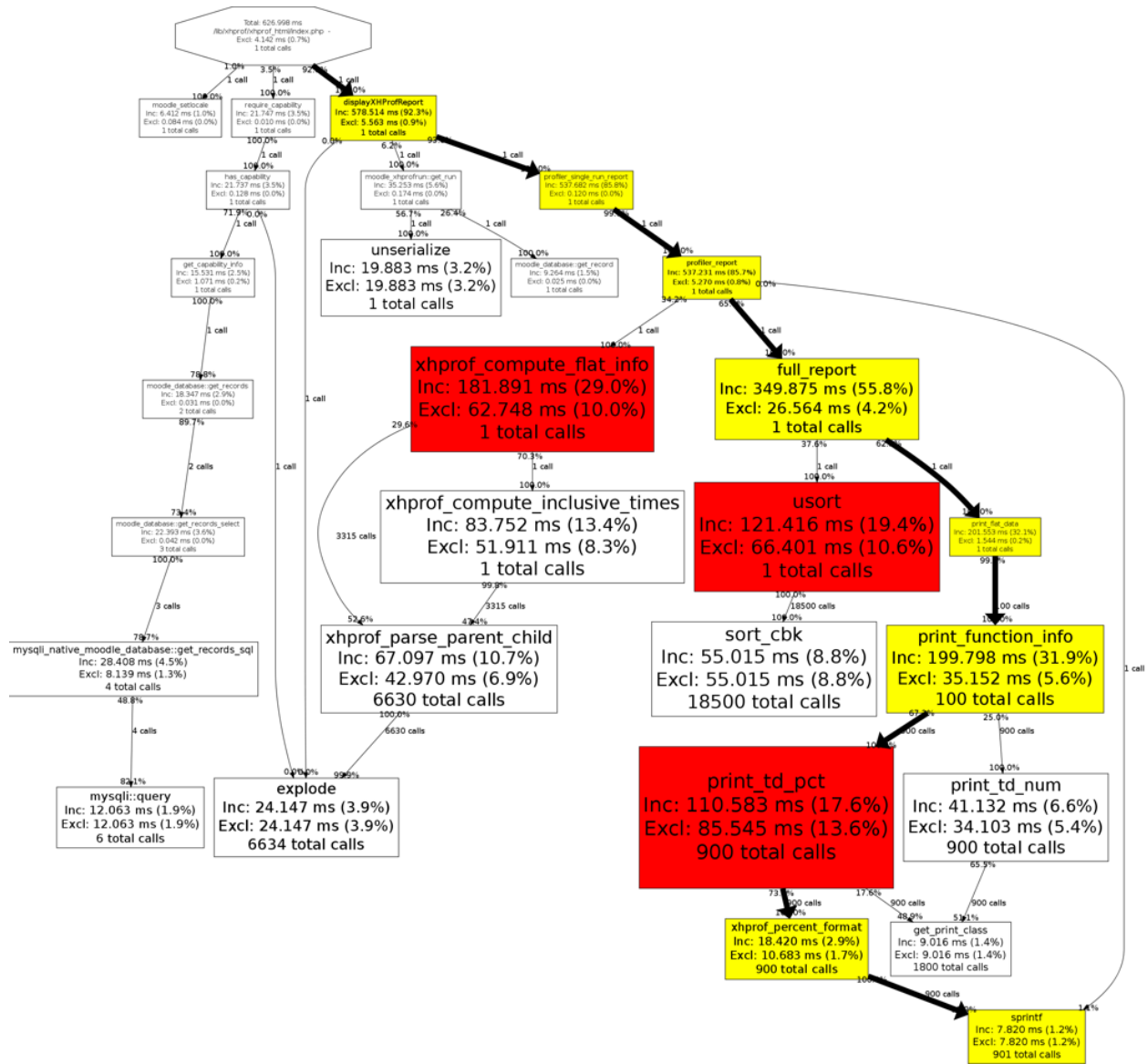
Keep profiling runs 24 hours Default: 24 hours

Specify the time you want to keep information about old profiling runs. Older ones will be pruned periodically. Note that this excludes any profiling run marked as 'reference run'.

Profiling import prefix () Default: ()

For easier detection, all the imported profiling runs will be prefixed with the value specified here.

URL	Date	Execution time	CPU time	Function calls	Memory used	Comment
/index.php →	14 Sep 2014, 19:05	630.200 ms	624.038 ms	44178	11010.406 KB	
/my/index.php →	14 Sep 2014, 19:05	666.049 ms	608.039 ms	35515	14565.789 KB	
/index.php →	14 Sep 2014, 19:05	634.284 ms	628.039 ms	44169	11010.555 KB	
	14 Sep 2014, 19:05	727.964 ms	720.045 ms	46143	14083.781 KB	
/admin/tool/profiling/index.php →	14 Sep 2014, 19:04	3598.208 ms	3588.223 ms	312580	18139.922 KB	
/index.php →	14 Sep 2014, 19:04	642.470 ms	632.039 ms	44797	11065.039 KB	
/admin/tool/profiling/index.php →	14 Sep 2014, 19:04	3170.485 ms	3160.197 ms	304176	17991.770 KB	




Chapter 13: Backup and Restore



1. **Initial settings** ▶ 2. Schema settings ▶ 3. Confirmation and review ▶ 4. Perform backup ▶ 5. Complete

Backup settings

- IMS Common Cartridge 1.1
- Include enrolled users
- Anonymize user information
- Include user role assignments
- Include activities and resources
- Include blocks
- Include filters
- Include comments
- Include badges
- Include calendar events
- Include user completion details
- Include course logs** 
- Include grade history
- Include question bank
- Include groups and groupings

Cancel



Jump to final step





Next

General backup settings

- | | | |
|--|---|--|
| Include users
<small>backup backup_general_users</small> | <input checked="" type="checkbox"/> Default: Yes
Sets the default for whether to include users in backups. | <input type="checkbox"/> Locked |
| Anonymise information
<small>backup backup_general_anonymize</small> | <input type="checkbox"/> Default: No
If enabled all information pertaining to users will be anonymised by default. | <input checked="" type="checkbox"/> Locked |
| Include role assignments
<small>backup backup_general_role_assignments</small> | <input checked="" type="checkbox"/> Default: Yes
If enabled by default roles assignments will also be backed up. | <input type="checkbox"/> Locked |
| Include activities and resources
<small>backup backup_general_activities</small> | <input checked="" type="checkbox"/> Default: Yes
Sets the default for including activities in a backup. | <input type="checkbox"/> Locked |
| Include blocks
<small>backup backup_general_blocks</small> | <input checked="" type="checkbox"/> Default: Yes
Sets the default for including blocks in a backup. | <input type="checkbox"/> Locked |

Select All / None (Show type options)
Select All / None


General	<input checked="" type="checkbox"/>	User data	<input checked="" type="checkbox"/>
News forum 	<input checked="" type="checkbox"/>	-	<input checked="" type="checkbox"/>
Questionnaire 	<input checked="" type="checkbox"/>	-	<input type="checkbox"/>

Topic 1	<input checked="" type="checkbox"/>	User data	<input checked="" type="checkbox"/>
A forum 	<input checked="" type="checkbox"/>	-	<input checked="" type="checkbox"/>
A file 	<input checked="" type="checkbox"/>	-	<input checked="" type="checkbox"/>
A video 	<input type="checkbox"/>	-	<input checked="" type="checkbox"/>
Assignment 	<input checked="" type="checkbox"/>	-	<input checked="" type="checkbox"/>

Topic 2	<input type="checkbox"/>	User data	<input checked="" type="checkbox"/>
----------------	--------------------------	-----------	-------------------------------------

Topic 3	<input type="checkbox"/>	User data	<input checked="" type="checkbox"/>
----------------	--------------------------	-----------	-------------------------------------

Topic 4	<input type="checkbox"/>	User data	<input checked="" type="checkbox"/>
----------------	--------------------------	-----------	-------------------------------------

Topic 5	<input checked="" type="checkbox"/>	User data	<input checked="" type="checkbox"/>
Hidden file 	<input checked="" type="checkbox"/>	-	<input checked="" type="checkbox"/>

1. Initial settings ► 2. Schema settings ► **3. Confirmation and review** ► 4. Perform backup ► 5. Complete

Filename


Filename*

backup-moodle2-course-6-php-20141101-1127.mbz

Import a backup file

Files

Choose a file...



You can drag and drop files here to add them.

Restore

Course backup area

Filename	Time	Size	Download	Restore
backup-moodle2-course-6-php-20141101-1127.mbz	Saturday, 1 November 2014, 11:29 AM	798KB	Download	Restore

Manage backup files

User private backup area

Filename	Time	Size	Download	Restore
backup-moodle2-course-6-php-20140915-2022-nu.imsc	Monday, 15 September 2014, 8:23 PM	2.6KB	Download	Restore
backup-moodle2-course-6-php-20140915-2004-nu.imsc	Monday, 15 September 2014, 8:04 PM	2.5KB	Download	Restore

Manage backup files

Automated backups

Filename	Time	Size	Download	Restore
backup-moodle2-course-6-php-20141101-1127.mbz	Saturday, 1 November 2014, 11:35 AM	798KB	Download	Restore

Manage backup files

Restore as a new course

Restore as a new course

Select a category

Name

Description

- Computing
- Computing - Year 1
- Computing - Year 2
- Computing - Year 3
- Engineering Course and qualifications of the Faculty of Engineering

Search

Continue

Restore into this course

Merge the backup course into this course

Delete the contents of this course and then restore

Continue

Restore into an existing course

Merge the backup course into the existing course

Delete the contents of the existing course and then restore

Select a course

Course short name

Course full name

- Demo Demo course
- Packt Packt Demo

Course settings

Course name	<input type="text" value="PHP Programming"/>
Course short name	<input type="text" value="PHP"/>
Course start date	<input type="text" value="2"/> <input type="text" value="November"/> <input type="text" value="2015"/>
Keep current roles and enrolments	<input type="text" value="No"/>
Keep current groups and groupings	<input type="text" value="No"/>
Overwrite course configuration	<input type="text" value="No"/>

Select	All / None (Show type options)	Select	All / None
--------	--------------------------------	--------	------------

Section 0	<input checked="" type="checkbox"/>	User data	<input checked="" type="checkbox"/>
News forum	<input checked="" type="checkbox"/>	-	<input checked="" type="checkbox"/>

Section 1	<input checked="" type="checkbox"/>	User data	<input checked="" type="checkbox"/>
Quiz	<input checked="" type="checkbox"/>	-	<input checked="" type="checkbox"/>

Find a course to import data from:

Select a course Total courses: 7

	Course short name	Course full name
<input type="radio"/>	PHP_1	PHP Programming copy 1
<input checked="" type="radio"/>	PHP	PHP Programming
<input type="radio"/>	Demo	Demo course
<input type="radio"/>	Packt	Packt Demo
<input type="radio"/>	Test_4	Course Three
<input type="radio"/>	Test_3	Course Two
<input type="radio"/>	Test_2	Course One

1. Course selection ► 2. Initial settings ► 3. Schema settings ► 4. Confirmation and review ► 5. Perform import ► 6. Complete Backup settings

- Include activities and resources
- Include blocks
- Include filters
- Include calendar events
- Include question bank
- Include groups and groupings

Last execution log

Course	Time taken			Status	Next backup
Packt	1 Nov, 11:59	-	1 Nov, 11:59	OK	8 Nov, 11:35
Demo course	1 Nov, 11:59	-	1 Nov, 11:59	OK	8 Nov, 11:35
Packt Demo	1 Nov, 11:59	-	1 Nov, 11:59	OK	8 Nov, 11:35
PHP Programming	1 Nov, 11:59	-	1 Nov, 11:59	OK	8 Nov, 11:35
Course One	1 Nov, 11:59	-	1 Nov, 11:59	OK	8 Nov, 11:35
Course Two	1 Nov, 11:59	-	1 Nov, 11:59	OK	8 Nov, 11:35
Course Three	1 Nov, 11:59	-	1 Nov, 11:59	OK	8 Nov, 11:35

Chapter 14: Moodle Admin Tools

Multilang upgrade

The multilang filter syntax was changed in 1.8 and so the `<lang>` tag is not supported any more.

Example: `Hello!Hola!`

Do you want to upgrade the syntax in all existing texts now?

Continue

Cancel

Progress:

Rebuilding course cache...

...finished

Continue

Transfer this Moodle database to another server

This script will transfer the entire contents of this database to another database server. It is often used for migration of data to different database type.

▼ Target database

Type*	<input type="text" value="Improved MySQL (native/mysqli)"/>
Database host*	<input type="text" value="127.0.0.1"/>
Database name*	<input type="text" value="packt2"/>
Database user*	<input type="text" value="packt2"/>
Database password*	<input type="password" value="....."/> <input type="checkbox"/> Unmask
Tables prefix	<input type="text" value="mdl_"/>
Port	<input type="text"/>
Unix socket	<input type="text"/>

▼ Options

Enable maintenance mode

Search and replace text throughout the whole database

This script is not supported, always make complete backup before proceeding!
This operation can not be reverted!

Several tables are not updated as part of the text replacement. This include configuration, log, events, and session tables.

▼ Collapse all

▼ DB search and replace

Search whole database for*
usually previous server URL

Replace with this string*
usually new server URL

Shorten result if necessary

▼ Confirm

I understand the risks of this operation*

Yes, do it!

Make test course

This tool creates standard test courses that include many sections, activities, and files.

This is intended to provide a standardised measure for checking the reliability and performance of various system components (such as backup and restore).

This test is important because there have been many cases previously where, faced with real-life use cases (e.g. a course with 1,000 activities), the system does not work.

Courses created using this feature can occupy a large amount of database and filesystem space (tens of gigabytes). You will need to delete the courses (and wait for various cleanup runs) to release this space again.

Do not use this feature on a live system level.)

- XS (~10KB; create in ~1 second)
- S (~10MB; create in ~30 seconds)
- M (~100MB; create in ~5 minutes)
- L (~1GB; create in ~1 hour)
- ✓ XL (~10GB; create in ~4 hours)
- XXL (~20GB; create in ~8 hours)

To avoid accidental use, this feature is disabled unless you have also selected DEVELOPER debugging

Size of course

Course short name*

Course full name

Course summary

Health center

Health problem solution

cron.php is not set up to run automatically

The cron.php maintenance script has not been run in the past 24 hours. This probably means that your server is not configured to automatically run this script in regular time intervals. If this is the case, then Moodle will mostly work as it should but some operations (notably sending email to users) will not be carried out at all.

Solution

For detailed instructions on how to enable cron, see [this section](#) of the installation manual.

```
root@debian:/var/www/packt# moosh config-get
stdClass Object
(
    [rolesactive] => 1
    [auth] => ldap,email,mnet,webservice
    [auth_pop3mailbox] => INBOX
    [enrol_plugins_enabled] => manual,guest,self,cohort,ldap,database,meta,paypal
    [theme] => more
    [filter_multilang_converted] => 1
    [siteidentifier] => wjjgHUmHsz85R0ihiJw2zoB3PIERRhmRpackt.ab.local
    [backup_version] => 2015111600
    [backup_release] => 3.0
    [mnet_dispatcher_mode] => strict
    [sessiontimeout] => 7200
    [stringfilters] =>
    [filterall] => 0
    [texteditors] => atto,tinymce,textarea
    [mnet_localhost_id] => 1
    [mnet_all_hosts_id] => 2
    [siteguest] => 1
    [siteadmins] => 2
    [themerev] => 1451319030
    [jsrev] => 1451319030
    [gdversion] => 2
    [licenses] => unknown,allrightsreserved,public,cc,cc-nd,cc-nc-nd,cc-nc,cc-nc-sa,cc-sa
    [version] => 2015111600
    [enableoutcomes] => 1
    [usecomments] => 1
    [usetags] => 1
    [enablenotes] => 1
    [enableportfolios] => 1

```

Language: English

MySQL » Server » Database: packt

Adminer 4.0.2

DB: packt

SQL command Import
Dump Create table

- mdl_assign
- mdl_assignfeedback_comments
- mdl_assignfeedback_editpdf_annot
- mdl_assignfeedback_editpdf_cmnt
- mdl_assignfeedback_editpdf_quick
- mdl_assignfeedback_file
- mdl_assignment
- mdl_assignment_submissions
- mdl_assignment_upgrade
- mdl_assignmentsubmission_file
- mdl_assignmentsubmission_onlinetext
- mdl_assignment_grades
- mdl_assignment_plugin_config
- mdl_assignment_submission
- mdl_assignment_user_flags

Database: packt

Alter database Database schema Privileges

Tables and views

Search data in tables (331)

Search

<input type="checkbox"/>	Table	Engine	Collation	Data Length	Index Length	Data Free	Auto Increment	Records
<input type="checkbox"/>	mdl_assign	InnoDB	utf8_unicode_ci	16,384	32,768	4,194,304	3	
<input type="checkbox"/>	mdl_assignfeedback_comments	InnoDB	utf8_unicode_ci	16,384	32,768	4,194,304	1	
<input type="checkbox"/>	mdl_assignfeedback_editpdf_annot	InnoDB	utf8_unicode_ci	16,384	32,768	4,194,304	1	
<input type="checkbox"/>	mdl_assignfeedback_editpdf_cmnt	InnoDB	utf8_unicode_ci	16,384	32,768	4,194,304	1	
<input type="checkbox"/>	mdl_assignfeedback_editpdf_quick	InnoDB	utf8_unicode_ci	16,384	16,384	4,194,304	1	
<input type="checkbox"/>	mdl_assignfeedback_file	InnoDB	utf8_unicode_ci	16,384	32,768	4,194,304	1	
<input type="checkbox"/>	mdl_assignment	InnoDB	utf8_unicode_ci	16,384	16,384	4,194,304	1	

Chapter 15: Moodle Integration

Allow an external system to control Moodle

The following steps help you to set up the Moodle web services to allow an external system to interact with Moodle. This includes setting up a token (security key) authentication method.

Step	Status	Description
1. Enable web services	Yes	Web services must be enabled in Advanced features.
2. Enable protocols	None	At least one protocol should be enabled. For security reasons, only protocols that are to be used should be enabled.
3. Create a specific user		A web services user is required to represent the system controlling Moodle.
4. Check user capability		The user should have appropriate capabilities according to the protocols used, for example webservice/rest:use, webservice/soap:use. To achieve this, create a web services role with protocol capabilities allowed and assign it to the web services user as a system role.
5. Select a service		A service is a set of web service functions. You will allow the user to access to a new service. On the Add service page check 'Enable' and 'Authorised users' options. Select 'No required capability'.
6. Add functions		Select required functions for the newly created service.
7. Select a specific user		Add the web services user as an authorised user.
8. Create a token for a user		Create a token for the web services user.
9. Enable developer documentation	No	Detailed web services documentation is available for enabled protocols.
10. Test the service		Simulate external access to the service using the web service test client. Use an enabled protocol with token authentication. WARNING: The functions that you test WILL BE EXECUTED, so be careful what you choose to test!

Manage protocols

Active web service protocols

Protocol	Version	Enable	Settings
AMF protocol	2014051200		
REST protocol	2014051200		
SOAP protocol	2014051200		
XML-RPC protocol	2014051200		

For security reasons, only protocols that are in use should be enabled.

Web services documentation Default: No

enablewsdocumentation

Enable auto-generation of web services documentation. A user can access to his own documentation on his security keys page [More details](#). It displays the documentation for the enabled protocols only.

External service

Name*

Short name

Enabled

Authorised users only

Can download files*

Can upload files*

Required capability*

No required capability

block/admin_bookmarks:myaddinstance: Add a new admin bookmarks block to My home
block/badges:myaddinstance: Add a new My latest badges block to My home
block/calendar_month:myaddinstance: Add a new calendar block to My home
block/calendar_upcoming:myaddinstance: Add a new upcoming events block to My home
block/comments:myaddinstance: Add a new comments block to My home
block/community:myaddinstance: Add a new community finder block to My home
block/course_list:myaddinstance: Add a new courses block to My home
block/course_overview:myaddinstance: Add a new course overview block to My home
block/glossary_random:myaddinstance: Add a new random glossary entry block to My home
block/html:myaddinstance: Add a new HTML block to My home
block/mentees:myaddinstance: Add a new mentees block to My home

[Show less...](#)

Add service

Cancel

HR System

Add functions

Name* Search

core_tag_update_tags:Updates tags
core_user_add_user_device:Store mobile user devices information for PUSH Notifications.
core_user_add_user_private_files:Copy files from a draft area to users private files area.
core_user_create_users:Create users.
core_user_delete_users>Delete users.
core_user_get_course_user_profiles:Get course user profiles (each of the profiles matching a course id and a user id).
core_user_get_users:search for users matching the parameters
core_user_get_users_by_field:Retrieve users information for a specified unique field - If you want to do a user search, use core_user_get_users()
core_user_remove_user_device:Remove a user device from the Moodle database.
core_user_update_users:Update users.
core_user_view_user_list:Simulates the web-interface view of user/index.php (triggering events).
core_user_view_user_profile:Simulates the web-interface view of user/view.php and user/profile.php (triggering events).

Add functions

Cancel

Add functions to the service "HR System"

Function	Description	Required capabilities	Edit
core_user_create_users	Create users.	moodle/user:create	Remove
core_user_get_users	search for users matching the parameters	moodle/user:viewdetails, moodle/user:viewhiddendetails, moodle/course:useremail, moodle/user:update	Remove
core_user_get_users_by_field	Retrieve users information for a specified unique field - If you want to do a user search, use core_user_get_users()	moodle/user:viewdetails, moodle/user:viewhiddendetails, moodle/course:useremail, moodle/user:update	Remove
core_user_get_course_user_profiles	Get course user profiles (each of the profiles matching a course id and a user id).	moodle/user:viewdetails, moodle/user:viewhiddendetails, moodle/course:useremail, moodle/user:update, moodle/site:accessallgroups	Remove
core_user_delete_users	Delete users.	moodle/user:delete	Remove
core_user_update_users	Update users.	moodle/user:update	Remove

[Add functions](#)

[Web services](#) ▶ [External services](#) ▶ [Authorised users](#) ▶ [User settings](#)

User settings

▼ User settings

IP restriction 

Valid until 



Enable

Update

Cancel

Create token

▼ Token

User* Search

- Jim Medway
- Alex Newton
- Carol Ann Oswald
- Gareth Owen
- Ben Ralph-Bowman
- Web Services**
- Andrew Simpson
- Luke Stowell
- Participant Two
- Pupil Two
- John Watts
- David Williams
- Paul Williams

Service*

IP restriction

Valid until Enable

Web service test client

* The web service test client **executes** the functions for **REAL**. Do not test functions that you don't know.

* All existing web service functions are not yet implemented into the test client.

* In order to check that a user cannot access some functions, you can test some functions that you didn't allow.

* To see clearer error messages set the debugging to **NORMAL: Show errors, warnings and notices** into [Debug messages](#)

* Access the [AMF test client](#).

▼ Web service test client

Authentication method

Protocol

Function

Select

SOAP protocol: moodle_user_create_users

Web service test client

token	<input type="text" value="b231c909021b1520f77dcb17c39"/>
username	<input type="text" value="newuser"/>
password	<input type="text" value="Password123!"/>
firstname	<input type="text" value="New"/>
lastname	<input type="text" value="User"/>
email	<input type="text" value="newuser@synergy-learning.com"/>
customfieldtype	<input type="text"/>
customfieldvalue	<input type="text"/>

WARNING: If you press execute your database will be modified and changes can not be reverted automatically!

Execute

Cancel

URL: <http://moodle2.ab.local/webservice/rest/simpleserver.php?wsusername=webservicess&wspassword=packt>

```
'<?xml version="1.0" encoding="UTF-8" ?>
<EXCEPTION class="invalid_parameter_exception">
<MESSAGE>Invalid parameter value detected, execution can not continue.</MESSAGE>
<DEBUGINFO>Username already exists: newuser</DEBUGINFO>
</EXCEPTION>
```

Mobile

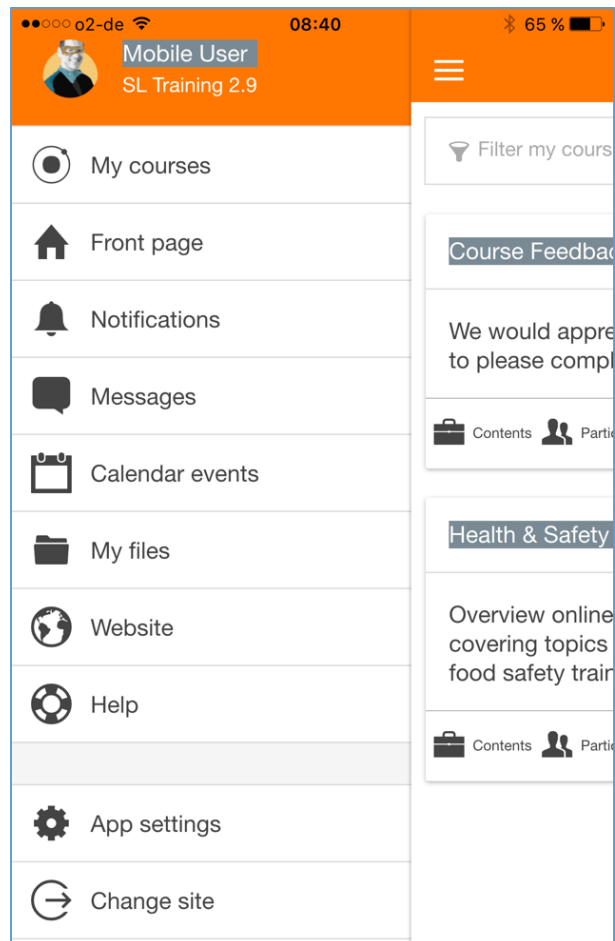
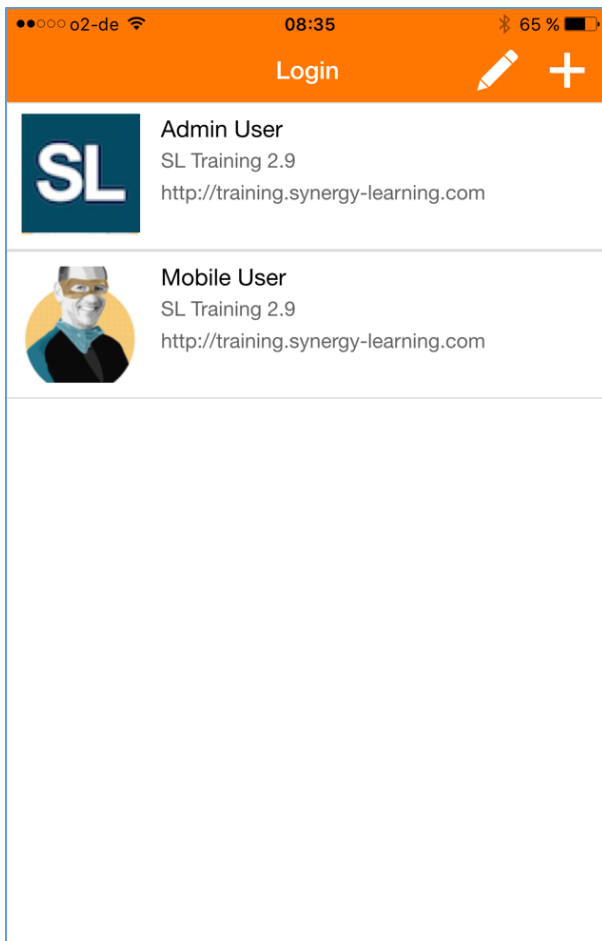
Enable web services for mobile devices Default: No
enablemobilewebservice Enable mobile service for the official Moodle app or other app requesting it. For more information, read the [Moodle documentation](#)

CSS Default: Empty
mobilecssurl

A CSS file to customise your mobile app interface.

External service

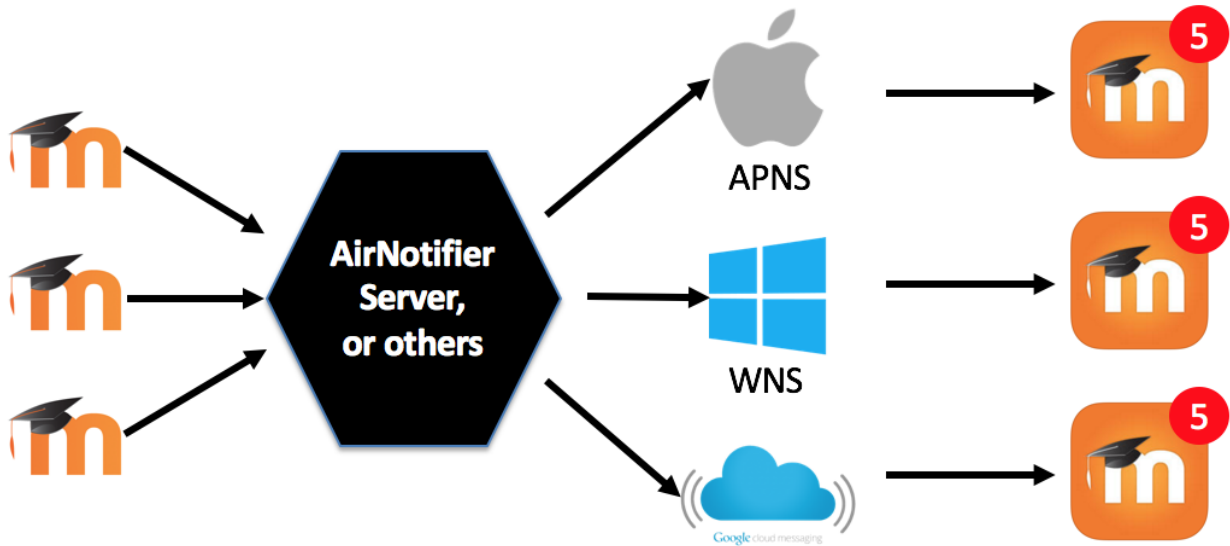
Name	<input type="text" value="Moodle mobile web service"/>
Short name	<input type="text" value="moodle_mobile_app"/>
Enabled	<input checked="" type="checkbox"/>
Authorised users only ?	<input type="checkbox"/>
Can download files* ?	<input checked="" type="checkbox"/>
Can upload files* ?	<input checked="" type="checkbox"/>
Required capability* ?	No required capability



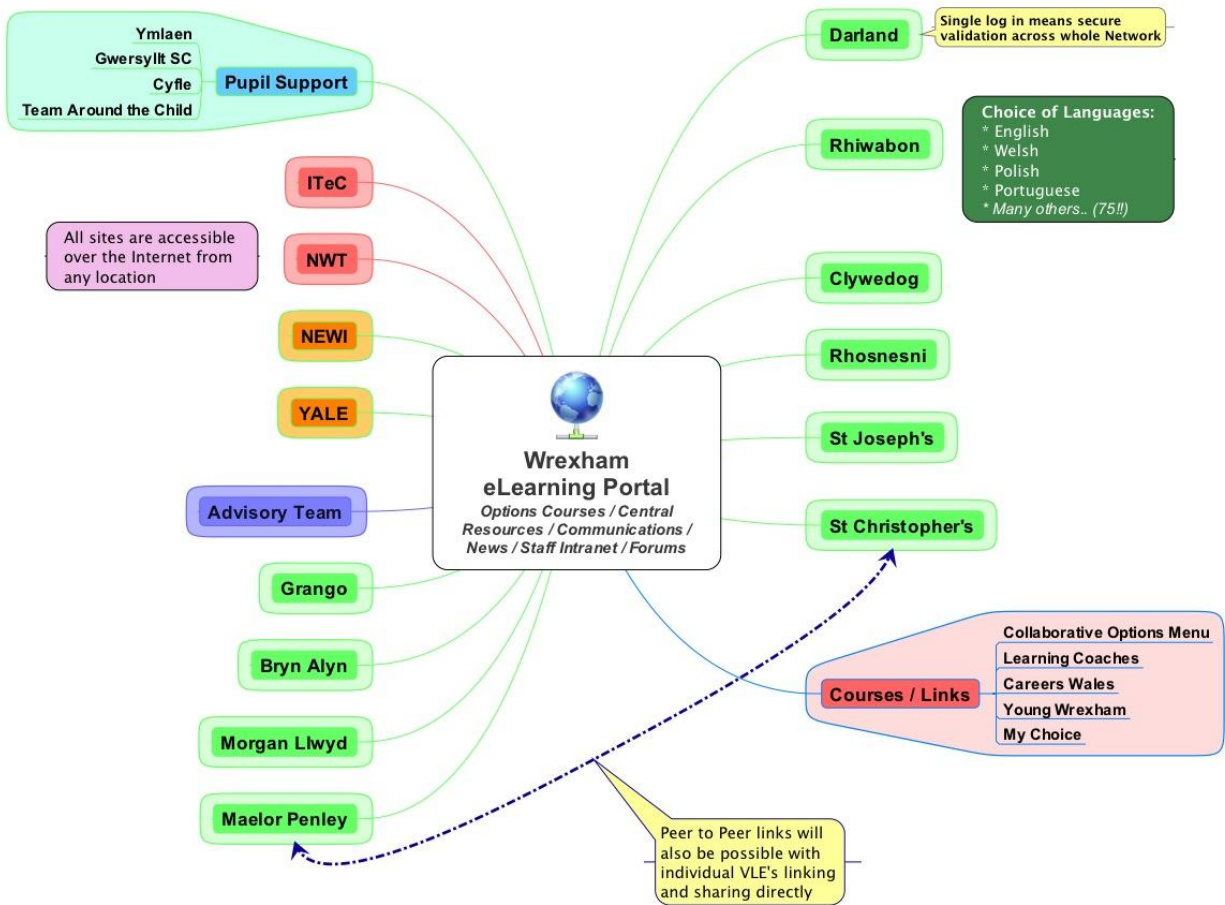
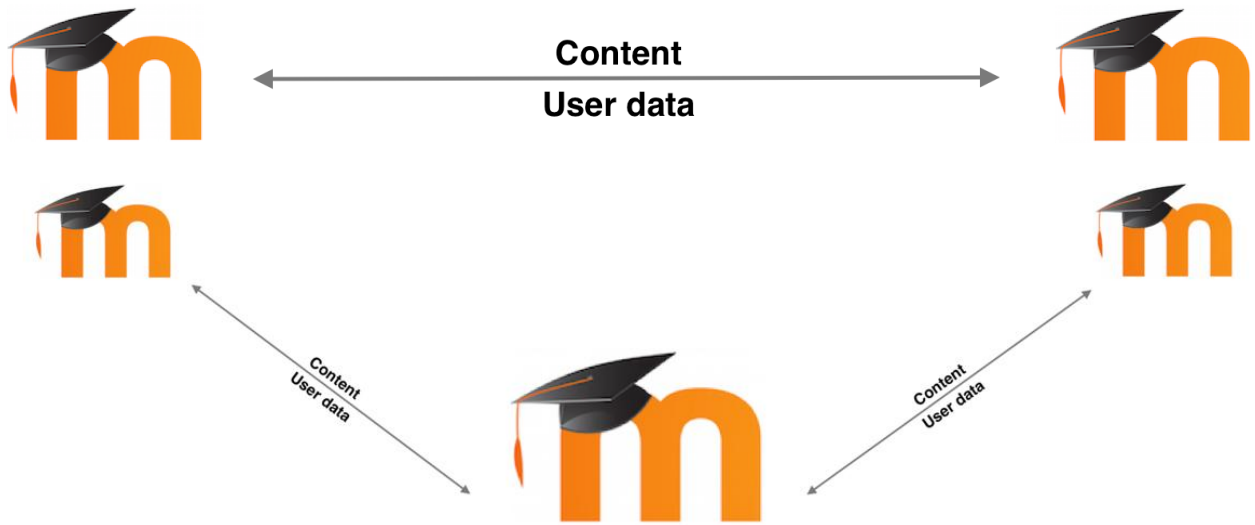
Mobile notifications

Airnotifier URL <small>airnotifierurl</small>	<input type="text" value="https://messages.moodle.net"/>	Default: https://messages.moodle.net
The server url to connect to to send push notifications.		
Airnotifier port <small>airnotifierport</small>	<input type="text" value="443"/>	Default: 443
The port to use when connecting to the airnotifier server.		
Mobile app name <small>airnotifiermobileappname</small>	<input type="text" value="com.moodle.moodlemobile"/>	Default: com.moodle.moodlemobile
The Mobile app unique identifier (usually something like com.moodle.moodlemobile).		
Airnotifier app name <small>airnotifierappname</small>	<input type="text" value="commoodlemoodlemobile"/>	Default: commoodlemoodlemobile
The app name identifier in Airnotifier.		
Airnotifier access key <small>airnotifieraccesskey</small>	<input type="text" value="2394cb72634c0cb934785674ebd577"/>	Default: Empty
The access key to use when connecting to the airnotifier server.		

Request access key



Chapter 16: Moodle Networking



php_extension	curl	must be installed and enabled	<input type="button" value="OK"/>
php_extension	openssl	should be installed and enabled for best results	<input type="button" value="OK"/>
php_extension	tokenizer	should be installed and enabled for best results	<input type="button" value="OK"/>
php_extension	xmlrpc	should be installed and enabled for best results	<input type="button" value="OK"/>

About your server

Public key:

```
-----BEGIN CERTIFICATE-----
MIIEJDCCA42gAwIBAgIBADANBgkqhkiG9w0BAQUFADCWzELMAkGA1UEBhMCREUx
...
BAoTBVBhY2t0MQ8wDQYDVQQLEwZNb29kbGUxHjAcBgNVBAMTFWh0dHA6Ly9wYWNR
dC5hYi5sb2NhbDEeMBwGA1UdERMVaHR0cDovL3BhY2t0LmF1LmxvY2FsMSkwJwYJ
c/Zjt15T4c4=
-----END CERTIFICATE-----
```

Valid until: Saturday, 9 August 2014, 5:06 PM

Delete this key

Moodle automatically rotates your keys every 28 days (by default) but you have the option to *manually* expire this key at any time. This will only be useful if you believe this key has been compromised. A replacement will be immediately automatically generated.

Deleting this key will make it impossible for other applications to communicate with you, until you manually contact each administrator and provide them with your new key.

Delete
this
key

Add a new host

Hostname*

Application type*

 moodle
 mahara

Site

Hostname

Force theme

Public key* -----BEGIN CERTIFICATE-----
 MIIExjCCBC+gAwIBAgIBADANBgkqhkiG9w0BAQQFADCB+DELMaGA1UEBhMCTlox
 ...
 kxaINXoYBH2tyPKgv6FO6+P74Soy6ALvgXx8Yr/96/hMVPmEbyqZG4I+0fZTXRU2
 jmECAwEAAaOCAVwwggFYMB0GA1UdDgQWBBT2fvlsjS4f6P04R0cjp13CmGm8ATCC

Valid until This key expired on Monday, 25 March 2013, 3:51 PM

Last connect time Never

IP address 89.185.150.19

Cert details

```

C: NZ
ST: Wellington
L: Wellington
O: Synergy Learning Totara
OU: Moodle
CN: http://totara.synergy-learning.com
subjectAltName: http://totara.synergy-learning.com
emailAddress: noreply@totara.synergy-learning.com
  
```

Here you can override the global settings for which profile fields to send and import when new users are created

[▼ Collapse all](#)

▼ Fields to import

Fields to import

- picture
- url
- description
- descriptionformat

Use the default settings instead city, country, lang, timezone, picture, description, mailformat, maildigest, maildisplay

▼ Fields to export

Fields to export

- policyagreed
- suspended
- idnumber
- emailstop

Use the default settings instead city, country, lang, timezone, picture, description, mailformat, maildigest, maildisplay

MNet authentication

Users are authenticated according to the web of trust defined in your Moodle Network settings.

RPC negotiation timeout: The timeout in seconds for authentication over the XMLRPC transport.

These host's users can roam in to your site:

Totara Demo: <http://totara.synergy-learning.com>

Your users can roam out to these hosts:

Totara Demo: <http://totara.synergy-learning.com>

Use this page to grant/deny access to specific users from remote MNet hosts. This is functional when you are offering SSO services to remote users. To control your *local* users' ability to roam to other MNet hosts, use the roles system to grant them the *mnetlogintoremove* capability.





Username ↓	Remote host	Access level	
roamer	2	Allow (Deny)	Delete

Username:

Remote host:

Access level:

NETWORK SERVERS


 Synergy Learning Mahara
 Totara Demo

You are logged in as **Roamer User** from **SL Training**

English (en)

MY COURSES ☰ ◀

- Local Course**
- Remote courses
- Remote Course**
- All courses ...**

First name / Surname	Email address	Department	City/town	Country	Last access ↑	Edit	
Admin User	admin@synergy-learning.com		Holwood	United Kingdom	53 secs		
Roamer User	aileen@null.com		Heidelberg	Germany	9 mins 6 secs	(Allow access)	Deny: SL Training
Admin User	syn-admin@null.com		Hollywood	United Kingdom	39 mins 42 secs	(Deny access)	Allow: SL Training

Available courses on Totara Demo

Course short name	Course full name	Role	Action
Miscellaneous			
Remote	Remote Course	Learner	<button>Edit enrolments</button>

WWW root `http://social.synergy-learning.com/`
This is the URL at which your users access this Totara Social installation and the URL for which the SSL keys are generated.

Public key
-----BEGIN CERTIFICATE-----
MIIEMDCCA5mqAwIBAgIBADANBqkqhkiG9w0BAQUFADCBxzELMAKGA1UEBhMC22Ix
...
xXxK0QZfH+AUuFOT+2AVZpNXp8pkYmnEeYnrYTrd2ehcY8DWgRjnyarPKOpaJJkE
JuXfpdg0fDFtc5J0iSHxkE7vyhxA=
-----END CERTIFICATE-----
This public key is automatically generated and rotated every 365 days.

SHA1 Fingerprint 00:C6:71:F4:CD:91:28:91:5B:E2:2B:E7:06:0F:09:53:78:0D:28:26

MD5 Fingerprint 71:8E:A7:86:36:50:40:A5:86:9B:93:E9:3D:FE:01:F8

Public key expires 03 January 2016, 9:39 AM

Enable networking Yes ▾
Allow your Totara Social server to communicate with servers running Totara LMS and other applications.

Auto-register all hosts Yes ▾
Create a tenant record for any host that connects to you and allow its users to log on to Totara Social.

Save changes

Delete this key

Administer authorities

Authority name * ?

WWW root * ?

Site name * ?

Application ?

Parent authority ?

B *I* ?

Welcome to

p

When you have not chosen a parent authority, enter a message to display when a user tries to log in via the login form

SSO direction ?

Update user info on login ?

We auto-create users ?


We import content ?

Configure portfolio plugin

Name*

MNet host*


Enable Leap2A portfolio support
(requires Mahara 1.3 or higher)

NAVIGATION 

Home

- ▀ My home
- Site pages
- My profile
- My courses

COMMUNITY FINDER 



 Search


CALENDAR 

◀ January 2015 ▶



Sun	Mon	Tue	Wed	Thu	Fri	Sat
				1	2	3
4	5	6	7	8	9	10
11	12	13	14	15	16	17
18	19	20	21	22	23	24
25	26	27	28	29	30	31



▼ **Search for courses**



Find  courses I can download 



Designed for* 



- ✓ Any
- Educators
- Students
- Moodle administrators


Educational level*  Any 

Subject*  Any 








Licence*  Any 

Language*  Any 

Sort by*  Newest 

Keywords 

Search for courses

- ▼ **Hub**
-  [Settings](#)
 -  [Manage sites](#)
 -  [Manage courses](#)
 -  [Hub server registration](#)
 -  [Stolen secret](#)
 -  [Check site accessible](#)
 -  [Check email status in Sendy](#)



Search

Hub version Tuesday, 7 June 2016 (2014073000)


Name*  Packt - Moodle Administration 3

Enabled 

Recaptcha 

Privacy  Don't publish this hub or courses (Private hub) 

Language  English 

Description*  This site is accompanying the authoring of Moodle Administration 3 by Packt Publishing (www.packtpub.com)

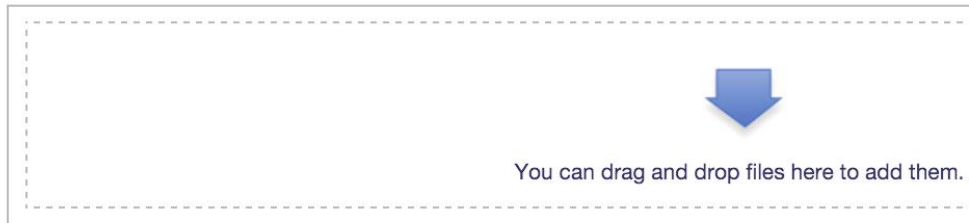
Contact name*  Alex Büchner

Contact email*  packt@synergy-learning.com

Keep current image 



Image 



Password 

[Show more...](#)

Manage sites

▼ Search for sites

Trusted ⓘ

Country ⓘ

Language ⓘ

Keywords ⓘ

Search for sites

Name	Description	Language Administrator	Operation
Packt Site	<p>Packt Administration 3</p> <p>Courses: 29 - Users: 122 - Enrolments: 150 - Resources: 36 - Posts: 12 - Questions: 5 - Average number of participants: 3.00 - Average number of course modules: 3.00</p> <p>Registered: Saturday, 3 January 2015, 12:33 PM - Modified: Saturday, 3 January 2015, 12:33 PM - Privacy: Please do not publish this site - Contactable: No - Email: Yes</p>	English (Germany) Alex Büchner	Delete <input type="button" value="Trust"/> Settings

Secret: 35da7d1ee496d88956b4089047238726 [Mark as stolen](#)

Appendix: Configuration Settings

```
<?php // Moodle configuration file

unset($CFG);
global $CFG;
$CFG = new stdClass();

$CFG->dbtype      = 'mysqli';
$CFG->dblibrary   = 'native';
$CFG->dbhost      = 'localhost';
$CFG->dbname      = 'packt';
$CFG->dbuser      = 'packt';
$CFG->dbpass      = 'packt';
$CFG->prefix      = 'mdl_';
$CFG->dboptions   = array (
    'dbpersist' => 0,
    'dbport'    => '',
    'dbsocket'  => '',
);

$CFG->wwwroot    = 'http://packt.ab.local';
$CFG->dataroot   = '/var/www/packtdata';
$CFG->admin      = 'admin';
//$CFG->debug    = 5;
$CFG->directorypermissions = 0777;
...

```

Config changes

Page: [\(Previous\)](#) [1](#) [2](#) [3](#) [4](#) [5](#) [6](#) [7](#) [8](#) [9](#) [10](#) [11](#) [12](#) [13](#) [14](#) [15](#) [16](#) [17](#) [18](#) ...[43](#) [\(Next\)](#)

Date ↑	First name / Surname	Plugin	Setting	New value	Original value
Monday, 25 August 2014, 9:50 AM	Alex Büchner	theme_essential	analyticsclean	1	
Monday, 25 August 2014, 5:25 AM	Alex Büchner	core	statsruntimestarthour	5	0
Monday, 25 August 2014, 5:25 AM	Alex Büchner	core	statsruntimestartminute	30	0
Thursday, 21 August 2014, 8:12 PM	Alex Büchner	logstore_database	dbuser	root	packt
Thursday, 21 August 2014, 8:12 PM	Alex Büchner	logstore_database	dbpass	*****	*****
Thursday, 21 August 2014, 8:10 PM	Alex Büchner	logstore_database	dbtable	packt_log	mdl_log

Export settings: select settings

▼ Preset settings

Name*

Comments

Author

Auto exclude sensitive settings

▼ Admin settings

- Users
- Courses
 - Backups
 - Course default settings
 - Course request
 - Enable course requests
 -
 - Default category for course requests
 -

Debugging

Debug messages

Defined in config.php

debug

MINIMAL: Show only fatal errors

Default: NONE: Do not show any errors or warnings

If you turn this on, then PHP's error_reporting will be increased so that more warnings are printed. This is only useful for developers.

Display debug messages

Defined in config.php

debugdisplay

Default: Yes

Set to on, the error reporting will go to the HTML page. This is practical, but breaks XHTML, JS, cookies and HTTP headers in general. Set to off, it will send the output to your server logs, allowing better debugging. The PHP setting error_log controls which log this goes to.