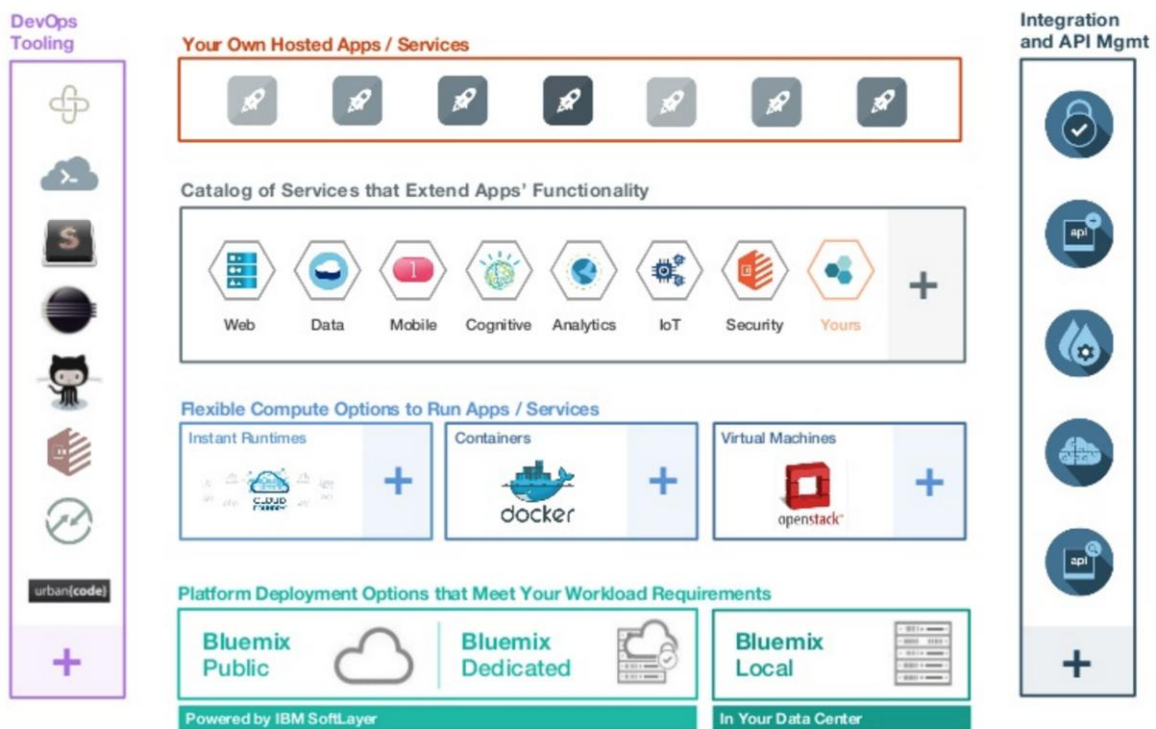
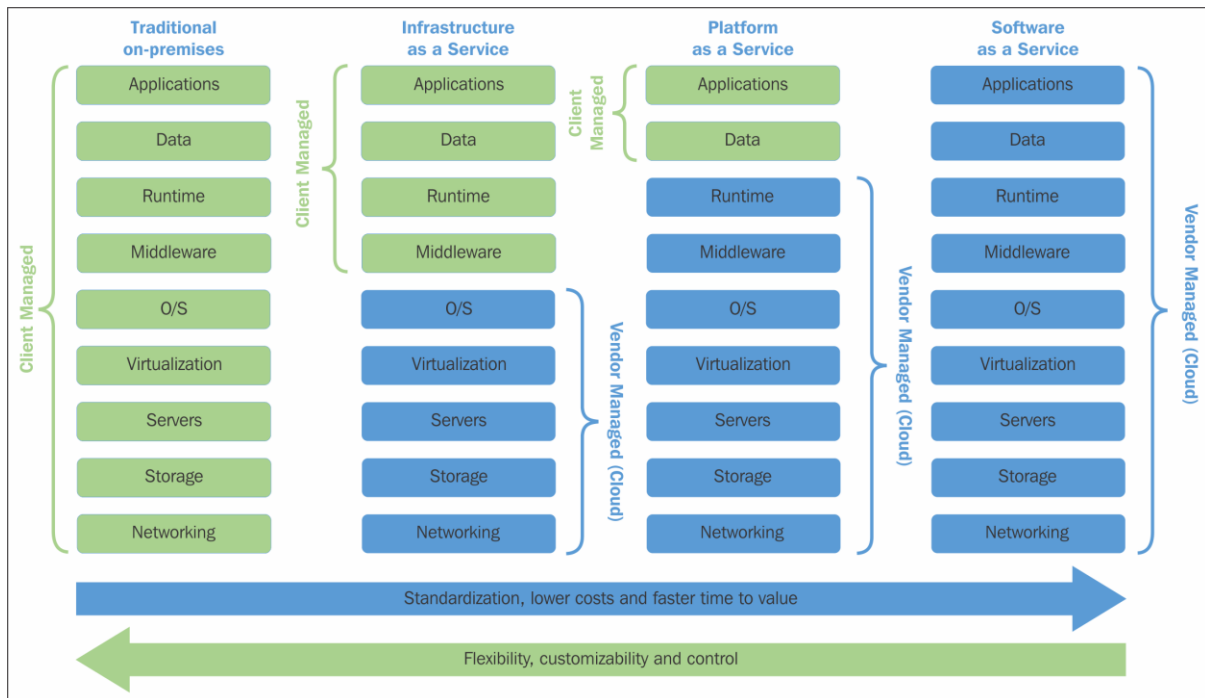


Chapter 1: Saying Hello to IBM Bluemix



IBM Bluemix

The Digital Innovation Platform

GET STARTED FREE



Sign up for IBM Bluemix

Your 30-day trial is free, with no credit card required. You get access to 2 GB of runtime and container memory to run apps, unlimited IBM services and APIs, and complimentary support.

Already signed up for Bluemix? [Log in](#)

Email Address*



Phone Number*

First Name*

Password*

Last Name*

Re-enter Password*

Company

Security Question*

Country or Region

Security Answer*

Keep me informed of products, services, and offerings from IBM companies worldwide:

By email By telephone

Create Account

By clicking Create Account, I accept the [Bluemix privacy policy](#) and [Bluemix terms](#).

IBM Bluemix

Thanks! Check your email for the next steps.

Resources for getting started with Bluemix

[Bluemix Docs](#)

[Create a Simple 'To Do' App with Bluemix](#)

[Port an iOS App from Objective-C to Swift](#)

[Deploy a 'Hello World' Python Flask App in Bluemix](#)

[Connect an MySQL Database on Bluemix from a Node.js App](#)

Confirm your Bluemix account Inbox x

 **The Bluemix Team** no-reply@bluemix.net via sendgrid.softlayer.com
to me

4:26 PM (0 minutes ago) ☆ ↩ ▾



Hi [redacted],

Thank you for signing up for Bluemix! Your 30-day trial starts when you confirm your account by clicking the link that follows. During your trial, you'll have access to Bluemix to build apps, with 2GB of runtime and container memory, as well as up to 10 provisioned Bluemix services. And, you won't need to provide any form of payment for this trial.

When you click to confirm your account, you accept the [Bluemix Terms of Use](#).

[Confirm your account](#)

If you have any problems logging in, let us know at <http://ibm.biz/bluemixsupport>.

The IBM Bluemix Team

IBM

Success!

You successfully signed up for a Bluemix account and it is now activated.
Click the link to log in.

[Log in](#)

Log In to Bluemix with your IBM id

Enter your IBM id

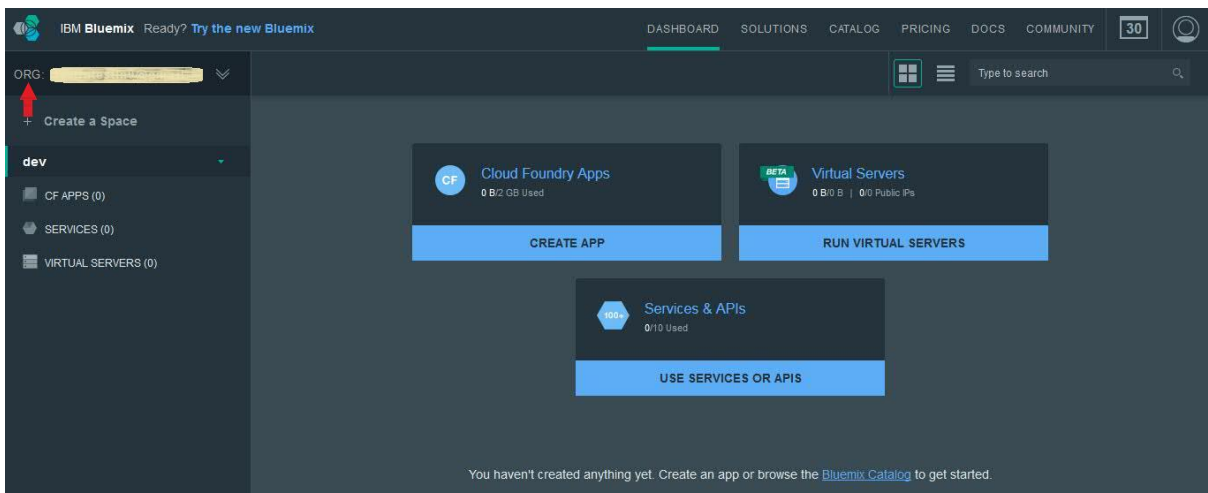
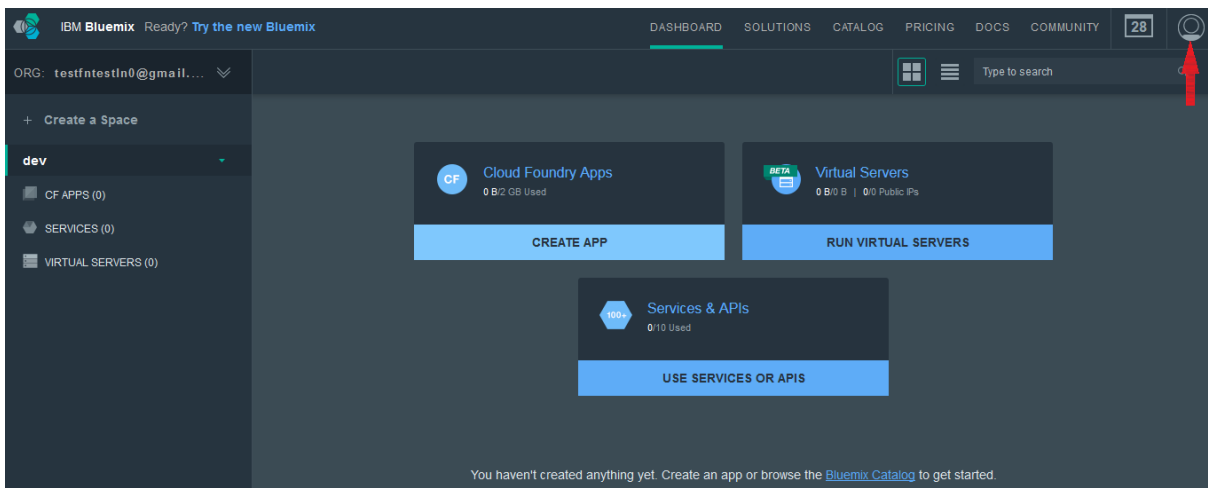
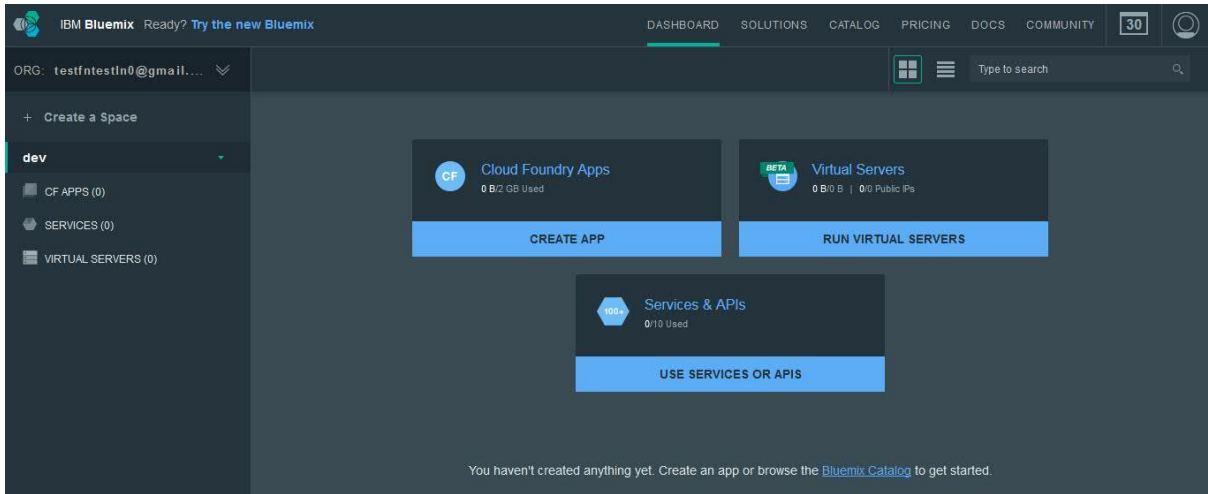
[Forgot your IBM id?](#)

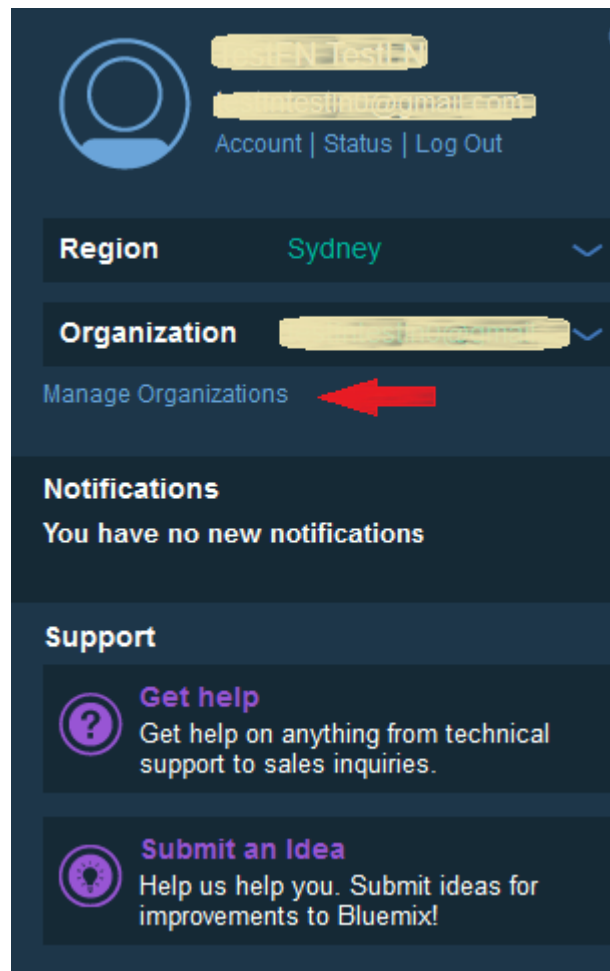
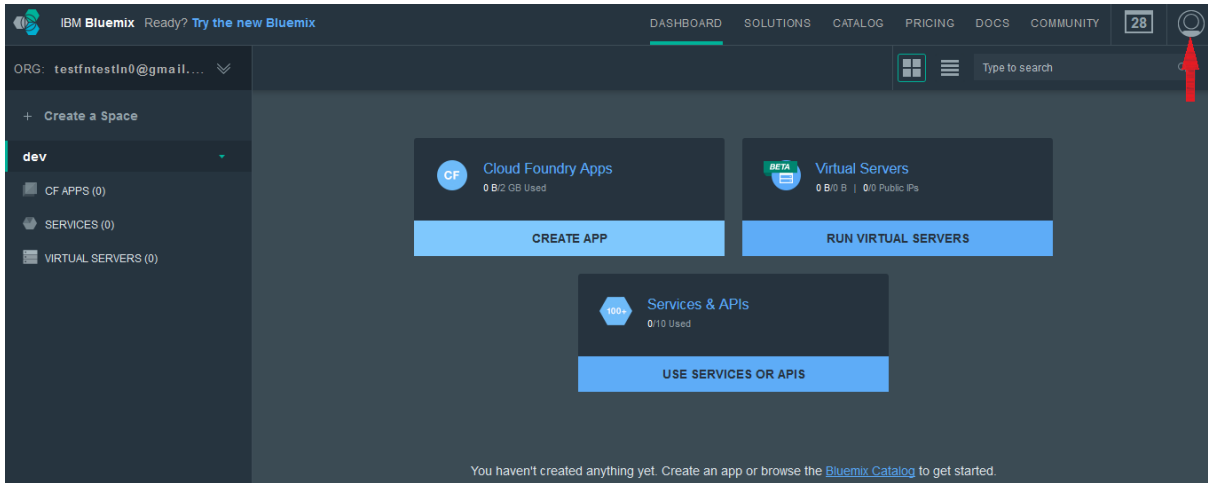
Password

[Forgot your password?](#)

LOG IN

[New? Create an IBMid and Bluemix account.](#)





IBM Bluemix Ready? Try the new Bluemix

DASHBOARD SOLUTIONS CATALOG

Manage Organizations

Last refresh: 6m

Organization: [redacted]

USERS DOMAINS QUOTA

You are the only user in your Bluemix account. Invite some friends!

Invite a User [Learn About Roles](#)

USER NAME	MANAGER	BILLING MANAGER	AUDITOR
[redacted] Account owner	<input checked="" type="checkbox"/>	<input type="checkbox"/>	<input type="checkbox"/>

Invite User

Asterisk (*) indicates a required field.

Assign a role:

[Learn About Roles](#)

Organization	Manager	Billing Manager	Auditor
[redacted]	<input type="checkbox"/>	<input type="checkbox"/>	<input type="checkbox"/>

Space	Manager	Developer	Auditor
All spaces	<input type="checkbox"/>	<input type="checkbox"/>	<input type="checkbox"/>
dev	<input type="checkbox"/>	<input type="checkbox"/>	<input type="checkbox"/>
mydev	<input type="checkbox"/>	<input checked="" type="checkbox"/>	<input type="checkbox"/>

I take financial responsibility for all charges that are incurred on this account. This includes charges that are based on my actions or on the actions taken by users that are associated with this account.

INVITE

CANCEL



User added



User [redacted] was added to organization [redacted] as a collaborator.

CLOSE

Manage Organizations

Last refresh: 31m

USERS DOMAINS QUOTA

Want to add someone who's not here yet? [Invite a New User](#) [Learn About Roles](#)

USER NAME	MANAGER	BILLING MANAGER	AUDITOR
[redacted]	<input type="checkbox"/>	<input type="checkbox"/>	<input type="checkbox"/>
Account owner	<input checked="" type="checkbox"/>	<input type="checkbox"/>	<input type="checkbox"/>

[redacted] @in.ibm.com
Account | Status | Log Out

Region Sydney

Organization [redacted]@in.ibm.c...
[redacted]@gmail.com

Manage Organizations



Roles

Organization Roles

Organization managers can create spaces and add users to the organization or spaces.

Billing managers can view organization charges.

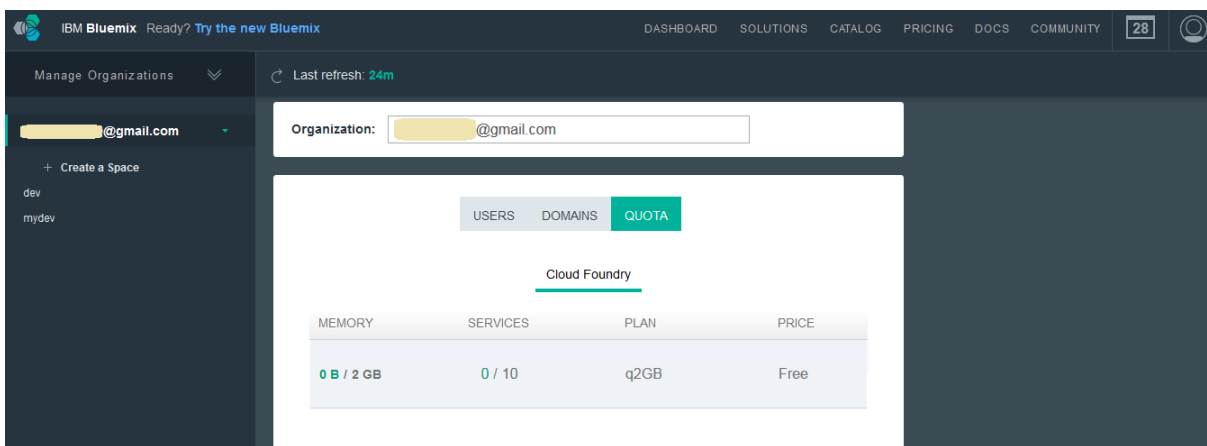
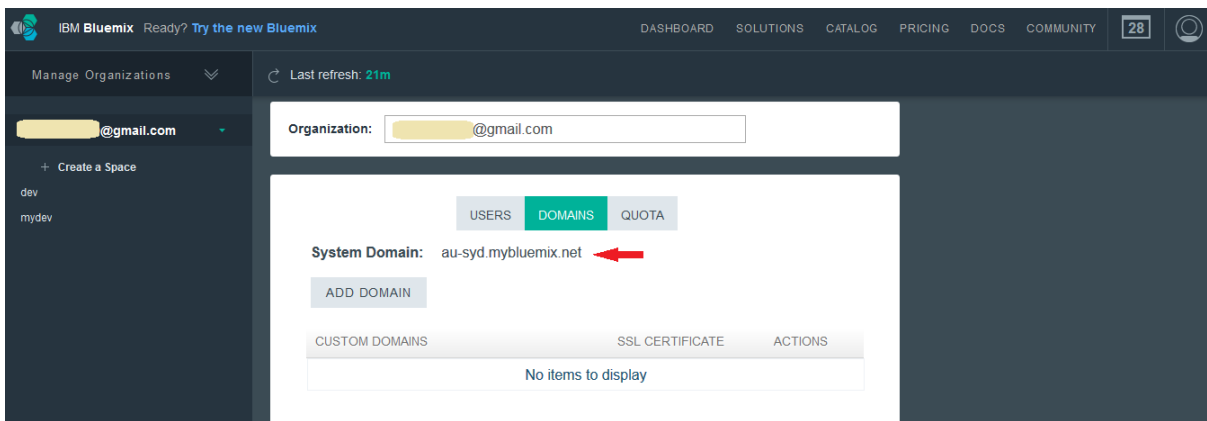
Auditors can view all organization and space content.

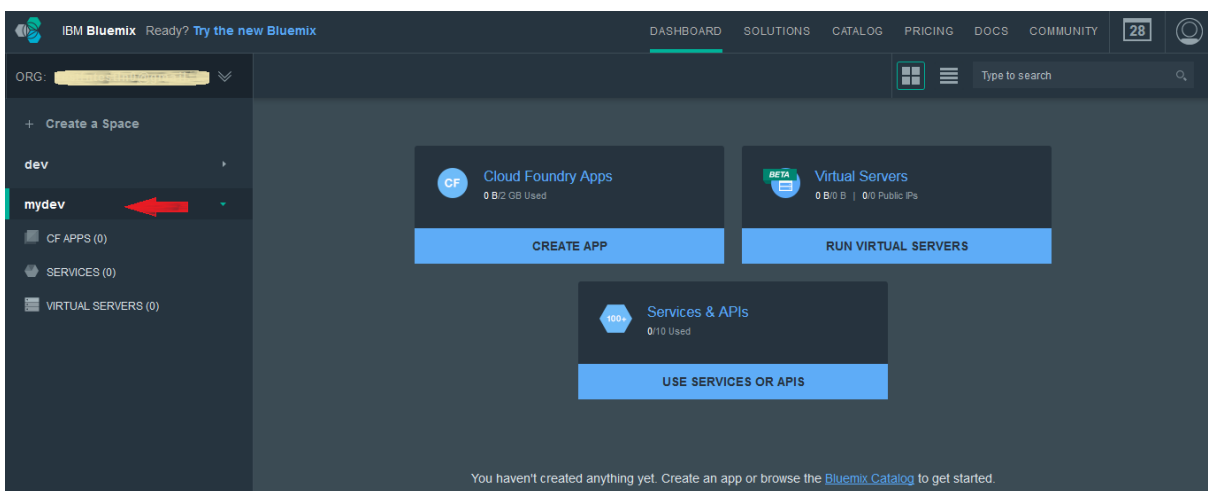
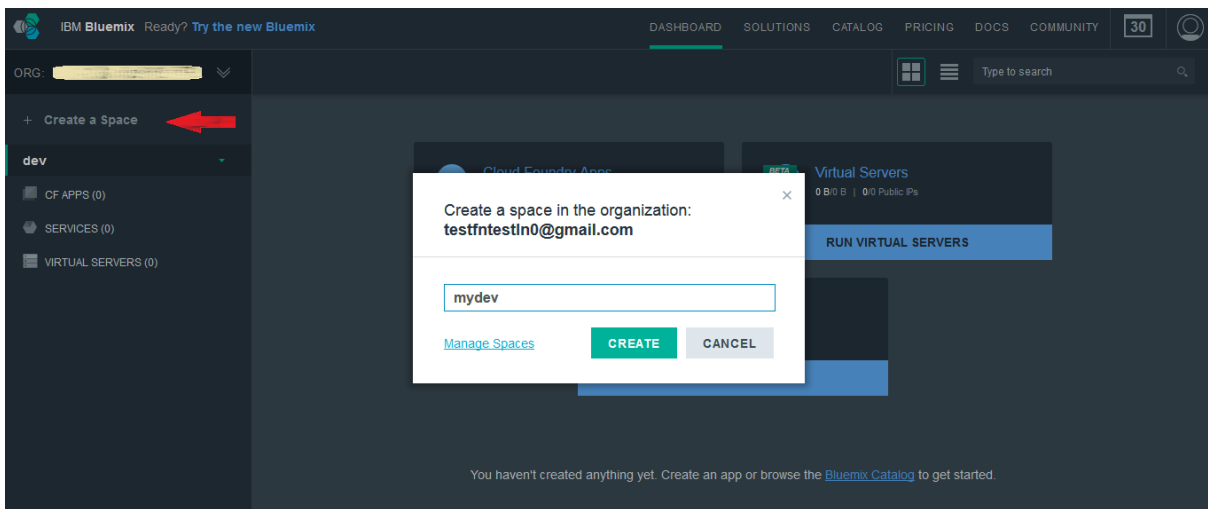
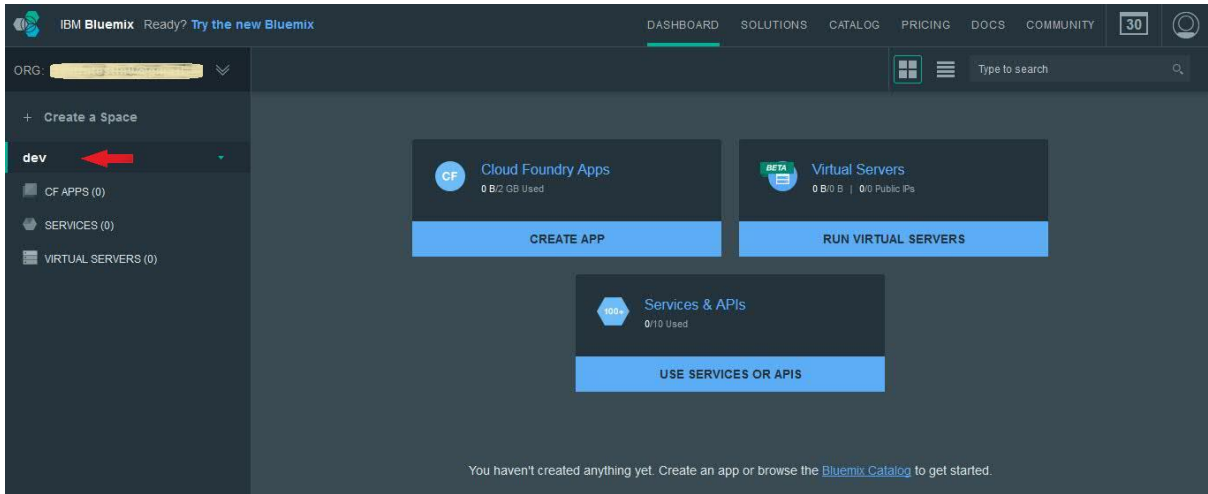
Space Roles

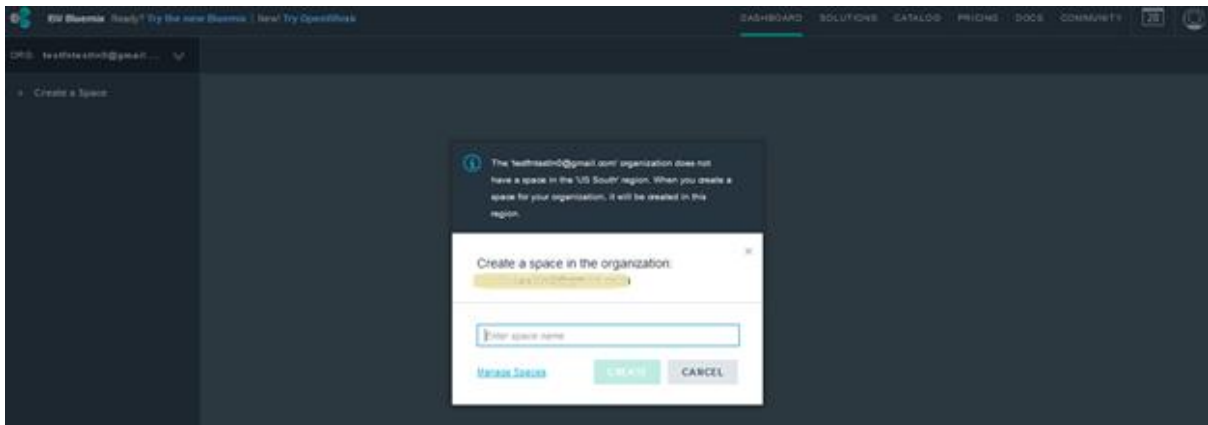
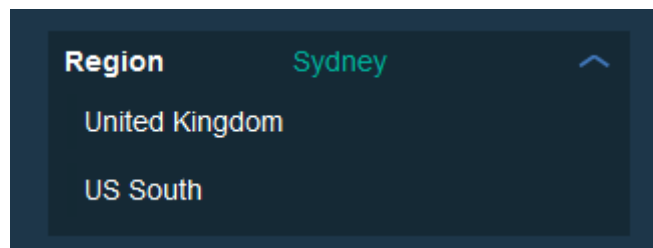
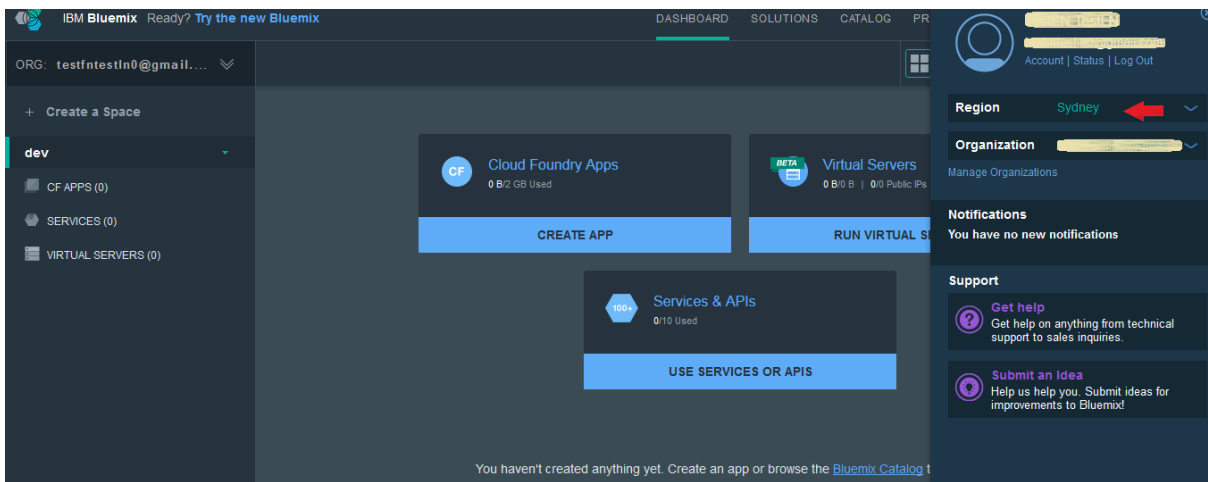
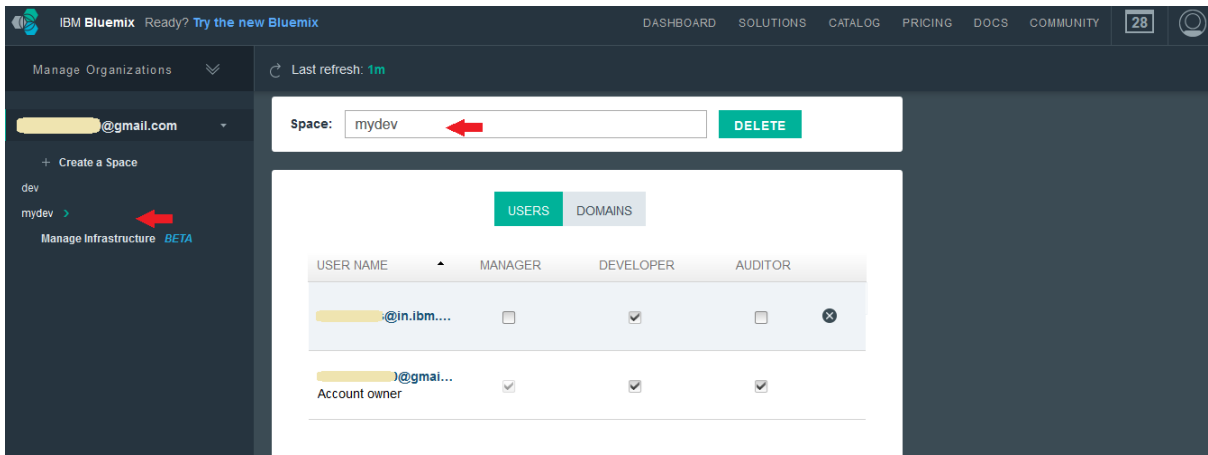
Space managers can add users to the space.

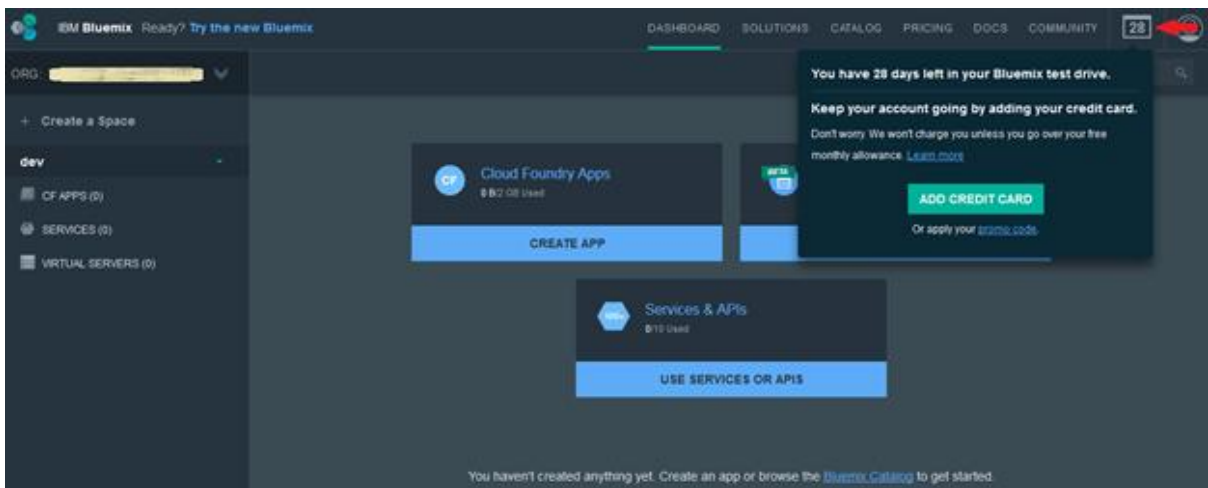
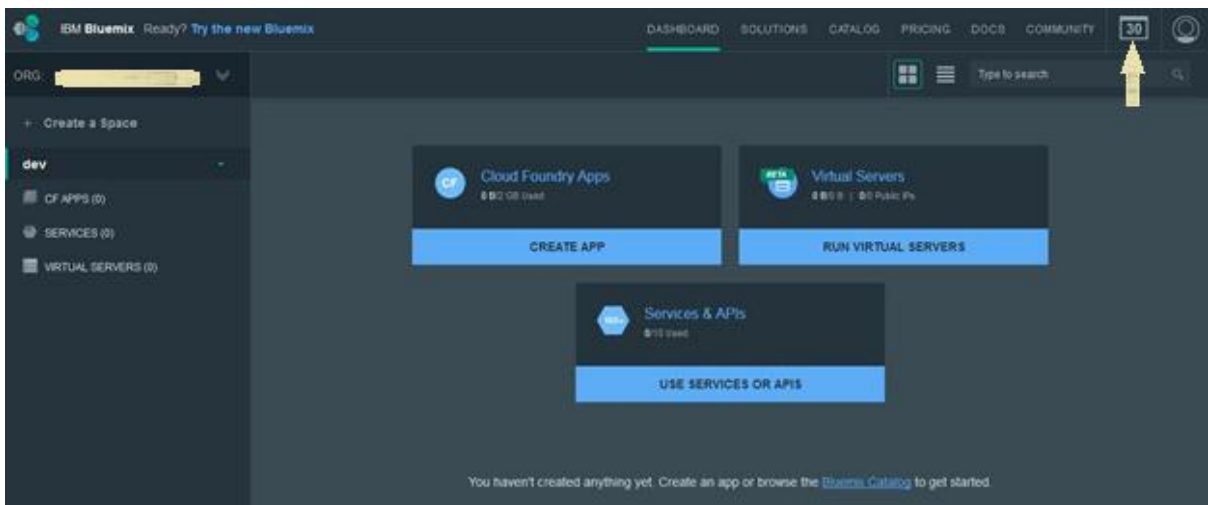
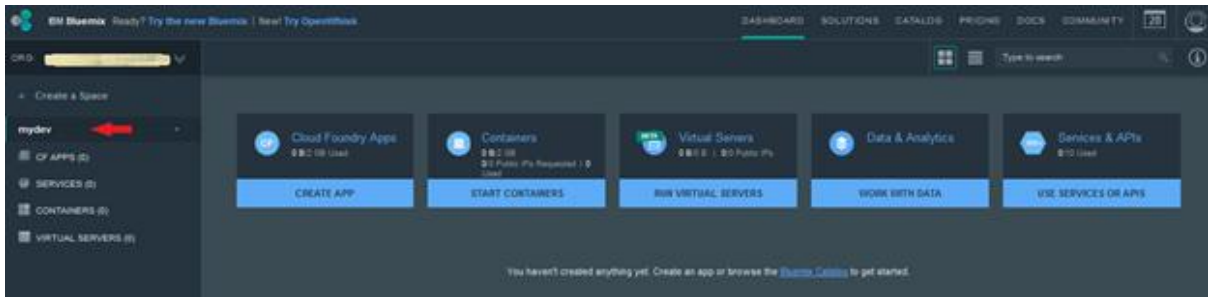
Developers can add and configure applications and services.

Auditors can only view content in the space.

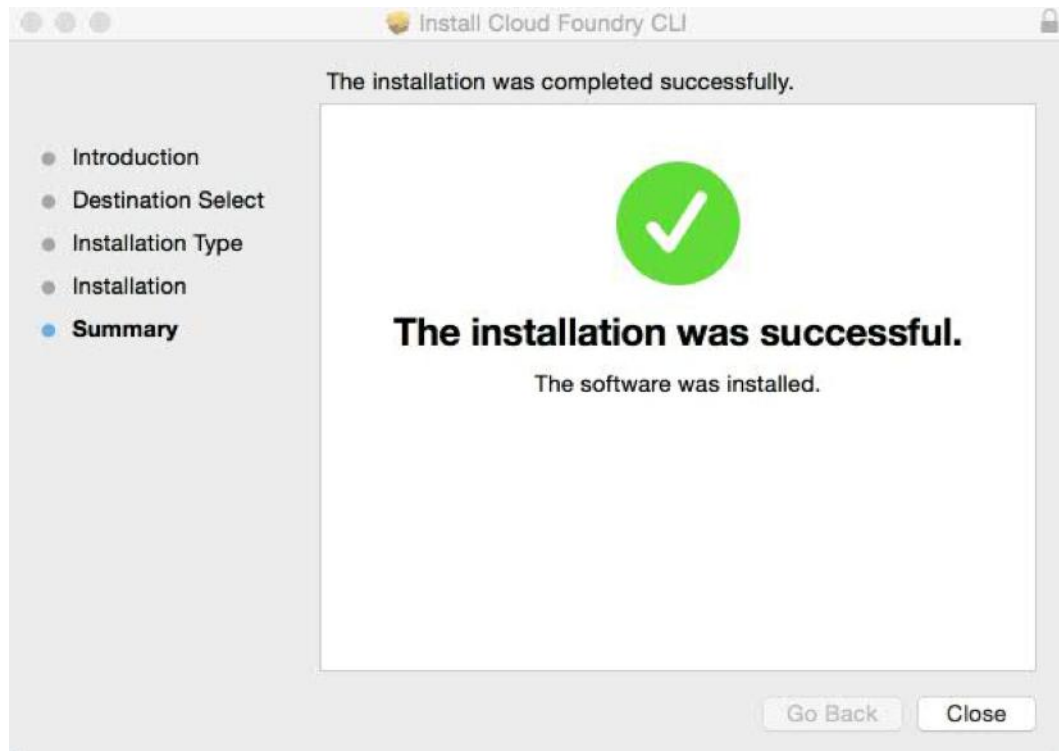








Chapter 2: Building and Deploying Your First Application on IBM Bluemix



```
-MacBook-Pro:~ $ cf login
API endpoint> https://api.au-syd.bluemix.net
Email> █
```

```
-MacBook-Pro:~ $ cf login
API endpoint> https://api.au-syd Bluemix.net
Email> @gmail.com
Password>
Authenticating...
OK
Targeted org @gmail.com
Select a space (or press enter to skip):
1. dev
2. mydev
Space> █
```

```
-MacBook-Pro:~ $ cf login
API endpoint> https://api.au-syd Bluemix.net
Email> testfntestln@gmail.com
Password>
Authenticating...
OK
Targeted org @gmail.com
Select a space (or press enter to skip):
1. dev
2. mydev
Space> 1
Targeted space dev
API endpoint: https://api.au-syd Bluemix.net (API version: 2.40.0)
User: @gmail.com
Org: @gmail.com
Space: dev
-MacBook-Pro:~ $ █
```

```
~ -MacBook-Pro:~ $ cf login -a https://api.ng.bluemix.net
API endpoint: https://api.ng.bluemix.net

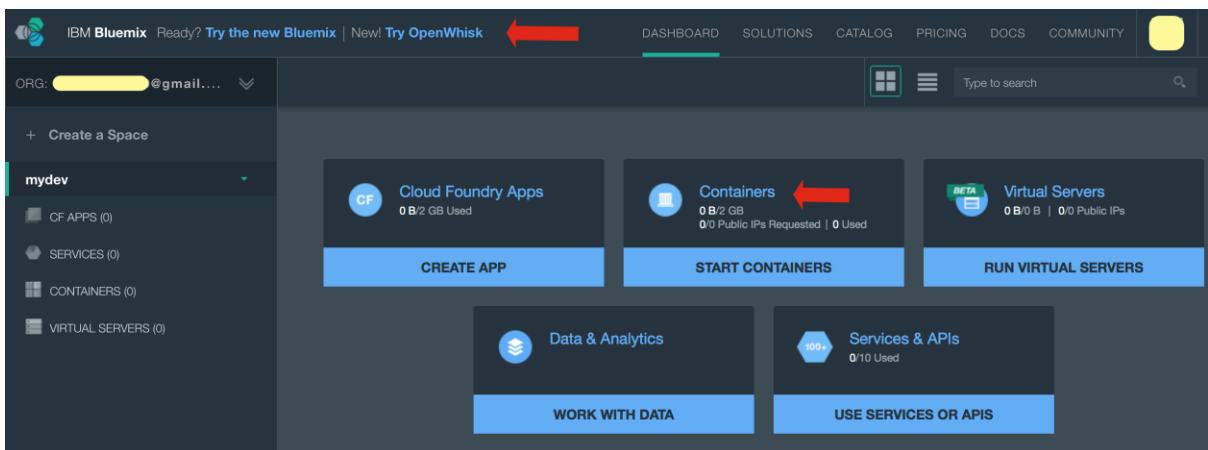
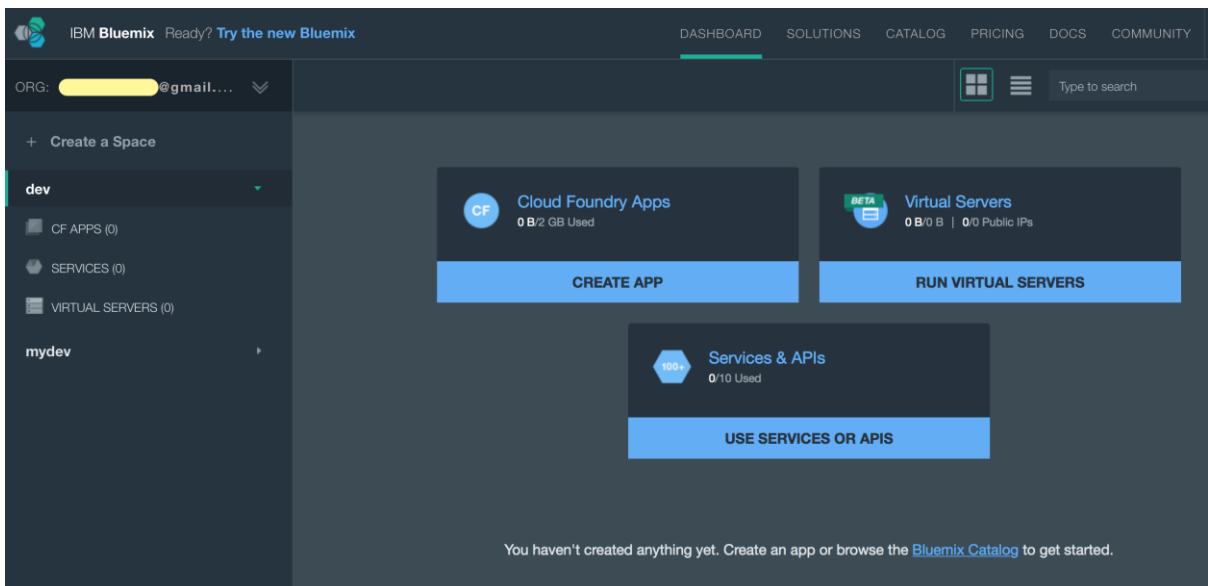
Email> @gmail.com

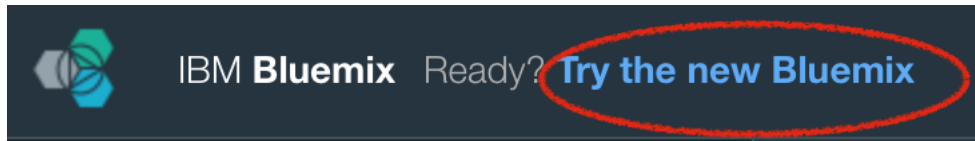
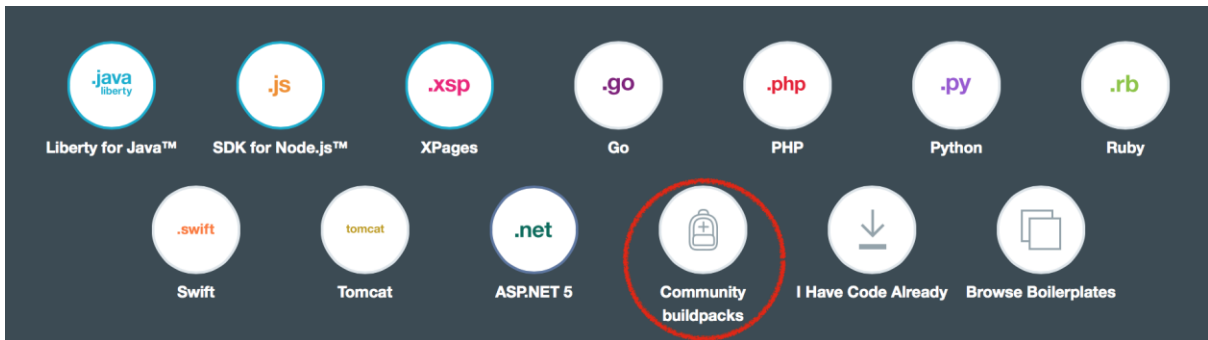
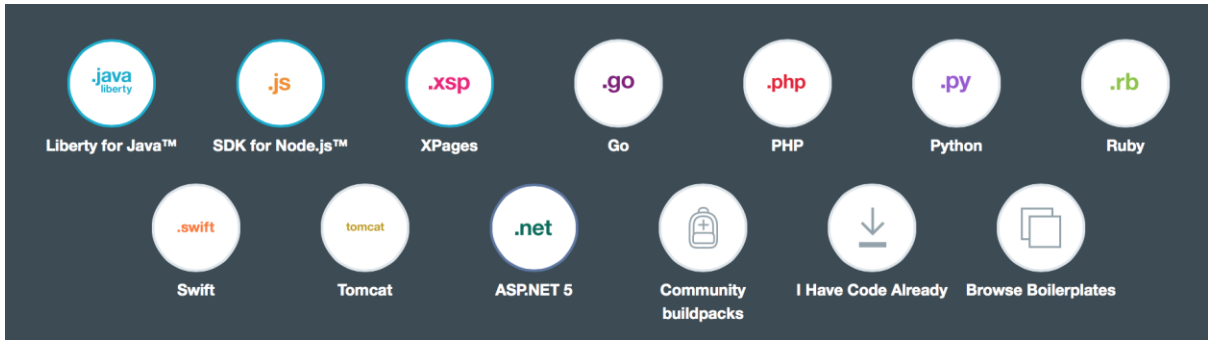
Password>
Authenticating...
OK

Targeted org @gmail.com










Targeted space mydev

API endpoint: https://api.ng.bluemix.net (API version: 2.40.0)
User: @gmail.com
Org: @gmail.com
Space: mydev
~ -MacBook-Pro:~ $
```





Runtimes

 <p>Liberty for Java™ Develop, deploy, and scale Java web apps with ease. IBM ... IBM</p>	 <p>SDK for Node.js™ Develop, deploy, and scale server-side JavaScript® apps ... IBM</p>	 <p>XPages Develop, deploy and scale IBM XPages applications with ease ... IBM Beta</p>
 <p>Go A simple Go application that will get you up and running quickly. Community</p>	 <p>PHP A simple PHP application that will get you up and running ... Community</p>	 <p>Python A simple Python application that will get you up and running ... Community</p>
 <p>Ruby Focused on quickly creating web applications in Ruby with mini ... Community</p>	 <p>Swift A simple Swift application that will get you up and running ... Community Beta</p>	 <p>Tomcat Develop, deploy, and scale Tomcat web apps with ease. Community</p>

Boilerplates



Conversational Agent: Movie Assistant

A sample Watson Developer Cloud application that highlights the combine...

IBM



Internet of Things Platform Starter

Get started with an Internet of Things Platform application using Node-RED...

IBM



Java Cloudant Web Starter

Use the Cloudant NoSQL DB service with the 'Liberty for Java™' runtime.

IBM



Java Workload Scheduler Web Starter

This application demonstrates how to use the Workload Scheduler service, with...

IBM



LoopBack Starter

This is a sample StrongLoop LoopBack Node.js application, powered by the op...

IBM



MobileFirst Services Starter

Start building your next mobile app with mobile services on Bluemix.

IBM



Node.js Cloudant DB Web Starter

Use the Cloudant NoSQL DB service with the 'SDK for Node.js™' runtime.

IBM



Personality Insights Java Web Starter

A simple Java app that uses the Personality Insights service to analyze...

IBM



Personality Insights Node.js Web Starter

A simple Node.js app that uses Personality Insights to analyze text to derive...

IBM



StrongLoop Arc

This application is the StrongLoop Arc graphical UI, which includes tools for...

IBM



Mendix Rapid Apps

Model driven rapid app platform that allow users to build, integrate and deploy web...

Community



Node-RED Starter

This application demonstrates how to run the Node-RED open-source project with...

Community Beta



Python Flask

A simple Python Flask application that will get you up and running quickly.

Community



Ruby Sinatra

Develop a Ruby web application using the Sinatra framework.

Community



Vaadin Rich Web Starter

This application demonstrates how to use the Vaadin UI Framework to build rich...

Community

Java Cloudant Web Starter

This application demonstrates how to use the Cloudant NoSQL DB service, with the 'Liberty for Java™' runtime on IBM Cloud.

IBM

[View Docs](#)

VERSION 1.0
TYPE Boilerplate
REGION Sydney



Develop, deploy, and scale Java web apps with ease. IBM WebSphere Liberty Profile is a highly composable, ultra-fast, ultra-light profile of IBM WebSphere Application Server designed for the cloud.

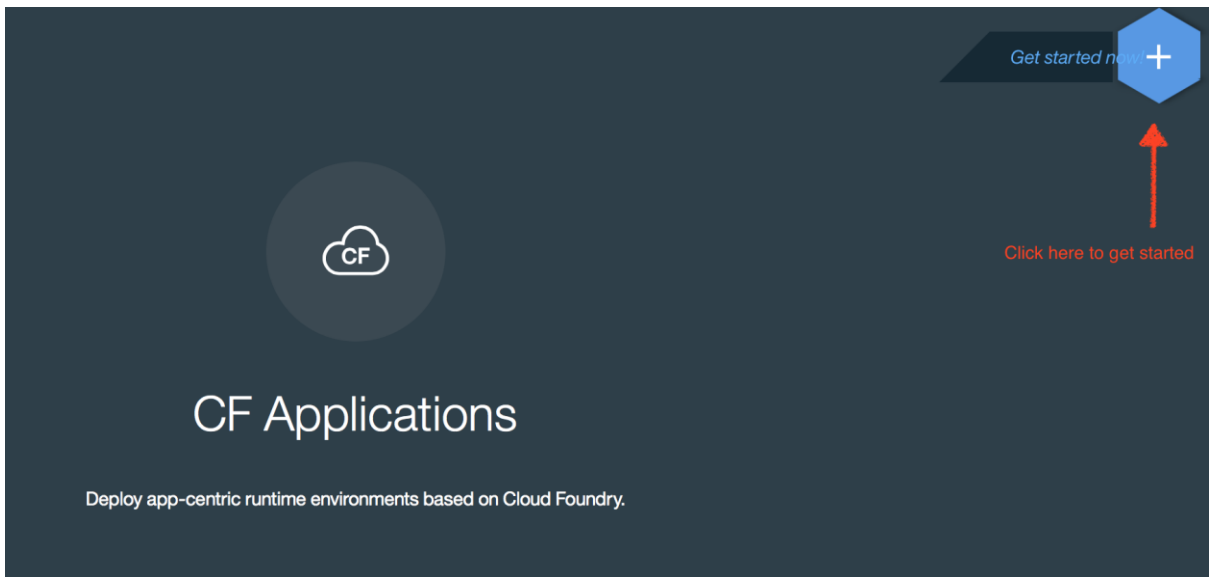
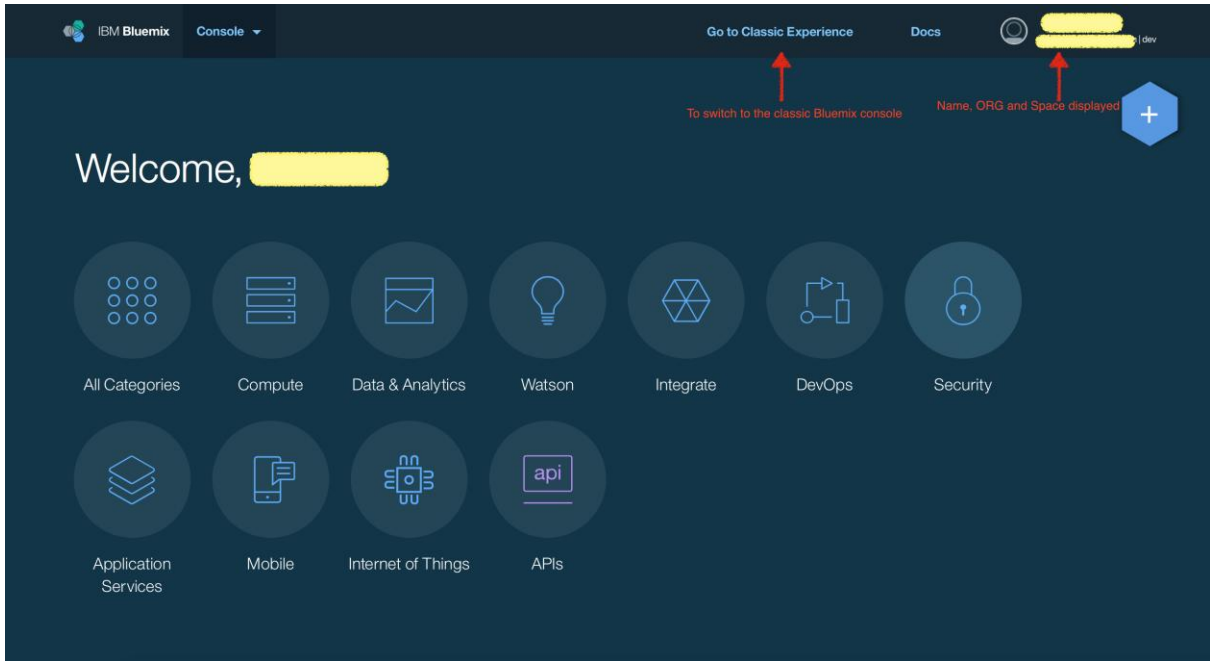
Pricing Plans

Monthly prices shown are for country or region: [United States](#)

Plan	Features	Pricing
✓ Default	Run one or more apps free for 30 days (375 GB-hours free).	\$0.07 USD/GB-Hour

This is a service plan for the IBM Bluemix Platform runtime.

[View Docs](#) [Terms](#)



← View all

Create a CF Application

1 Get Started 2 Configure App

Cloud Foundry apps gets your code up and running fast, with no need to manage underlying infrastructure. Push your existing code into one of the provided runtimes, or spin up a boilerplate that already contains working starter code and services.

Deploy from Command Line
Find Other Buildpacks

Catalog - IBM Bluemix


Search all runtimes and boilerplates Filter

Runtimes

- Liberty for Java™**
Develop, deploy, and scale Java web apps with ease. IBM WebSphere Liberty Profile is a high performance, open source Java EE runtime. **IBM**
- SDK for Node.js™**
Develop, deploy, and scale server-side JavaScript® apps with ease. The IBM SDK for Node.js is a high performance, open source JavaScript runtime. **IBM**
- XPages**
Develop, deploy and scale IBM XPages applications with ease. The IBM XPages runtime is a high performance, open source XPages runtime. **IBM Beta**
- Go**
A simple Go application that will get you up and running quickly. **Community**
- PHP**
A simple PHP application that will get you up and running quickly. **Community**
- Python**
A simple Python application that will get you up and running quickly. **Community**
- Ruby**
Focused on quickly creating web applications in Ruby with minimal effort. **Community**
- Swift**
A simple Swift application that will get you up and running quickly. **Community Beta**
- Tomcat**
Develop, deploy, and scale Tomcat web apps with ease. **Community**

Boilerplates

- Java Cloudant Web Starter**
This application demonstrates how to use the Cloudant NoSQL DB service, with the Liberty Profile runtime. **IBM**
- Java Workload Scheduler Web Starter**
This application demonstrates how to use the Workload Scheduler service, with the Liberty Profile runtime. **IBM**
- LoopBack Starter**
This is a simple Strong-Loop LoopBack Node.js application, powered by the open source Node.js runtime. **IBM**



Personality Insights Java Web Starter

A simple Java app that uses the Personality Insights service to analyze text...

IBM

← View all

Create a CF Application

1 Get Started 2 Configure App

Personality Insights Java Web Starter

A simple Java app that uses the Personality Insights service to analyze text to derive personality traits.

IBM

View Docs

VERSION 1.5
TYPE Boilerplate
REGION US South

App name: Enter a unique name

Host name: Enter a unique name

Domain: mybluemix.net

Selected Plan:

Liberty for Java™ Default
Personality Insights Tiered

Java application runtime → Liberty for Java™ ← Cognitive service from IBM Personality Insights

← View all

Create a CF Application

1 Get Started 2 Configure App

Personality Insights Java Web Starter

A simple Java app that uses the Personality Insights service to analyze text to derive personality traits.

IBM

[View Docs](#)

VERSION 1.5
TYPE Boilerplate
REGION US South

App name: java-pi-hw-01


Host name: java-pi-hw-01


Domain: mybluemix.net

Selected Plan:

Liberty for Java™ Default

Personality Insights Tiered


 Liberty for Java™

 Personality Insights

Previous

Create


← CF Applications


 java-pi-hw-01 Status: ● Your app is running


[View App](#)

Getting Started Overview Runtime Connections Logs Monitoring

How do you want to start coding?

 **Eclipse Tools for Bluemix**
Develop, integrate, and push applications to Bluemix using Eclipse.

 **Command Line Interface**
Run your code locally. Manually push to Bluemix.

 **Git**
Deploy your app with the Git CLI, or use Bluemix DevOps Services.


← CF Applications

java-pi-hw-01 Status: ● Your app is running

View App

Getting Started Overview Runtime Connections Logs Monitoring

Runtime



BUILDPACK
Liberty for Java™

INSTANCES

Stopped: 1 | Running: 0
Health is 0%

MBS PER INSTANCE

512

TOTAL MB ALLOCATION

1536 MBs still available

Activity Log

- started java-pi-hw-01 app
21 April 2016 9:53:38 am IST | testfntestin0@gmail.com
- updated java-pi-hw-01 app
• changed routes
21 April 2016 9:52:56 am IST | testfntestin0@gmail.com
- created java-pi-hw-01 app
21 April 2016 9:52:56 am IST | testfntestin0@gmail.com

Connections (1)

- java-pi-hw-01-personality_insights

Continuous Delivery

Continuous delivery is not configured for this app. To build, test, and deploy automatically, add a Git repo:

[Add Git Repo and Pipeline](#)

Runtime Cost

\$0

Estimated Total for Billing Period (04/01-04/30)

Current and estimated cost excludes connected services.

[View Full Usage Details](#)

java-pi-hw-01 Status: ● Your app is running

View App

Getting Started Overview Runtime Connections Logs Monitoring

Memory And Instances Environment Variables Files

VCAP_Services

```

{
  "personality_insights": {
    "name": "java-pi-hw-01-personality_insights",
    "label": "personality_insights",
    "plan": "tiered",
    "credentials": {
      "url": "https://gateway.watsonplatform.net/personality-insights/api",
      "password": "M6JxTzy6B2H9",
      "username": "45b4f93a-737b-4547-aa26-832519026221"
    }
  }
}

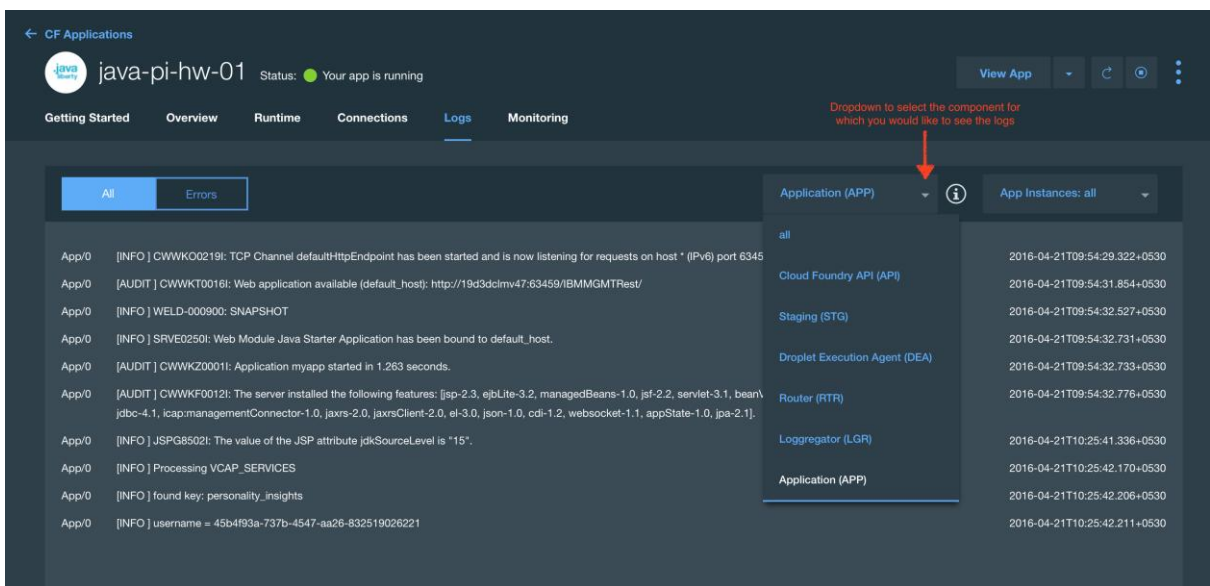
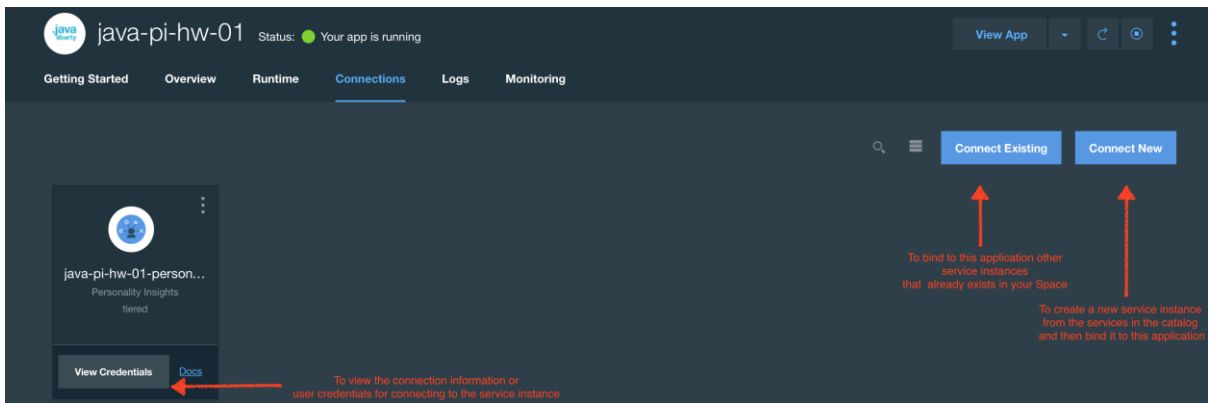
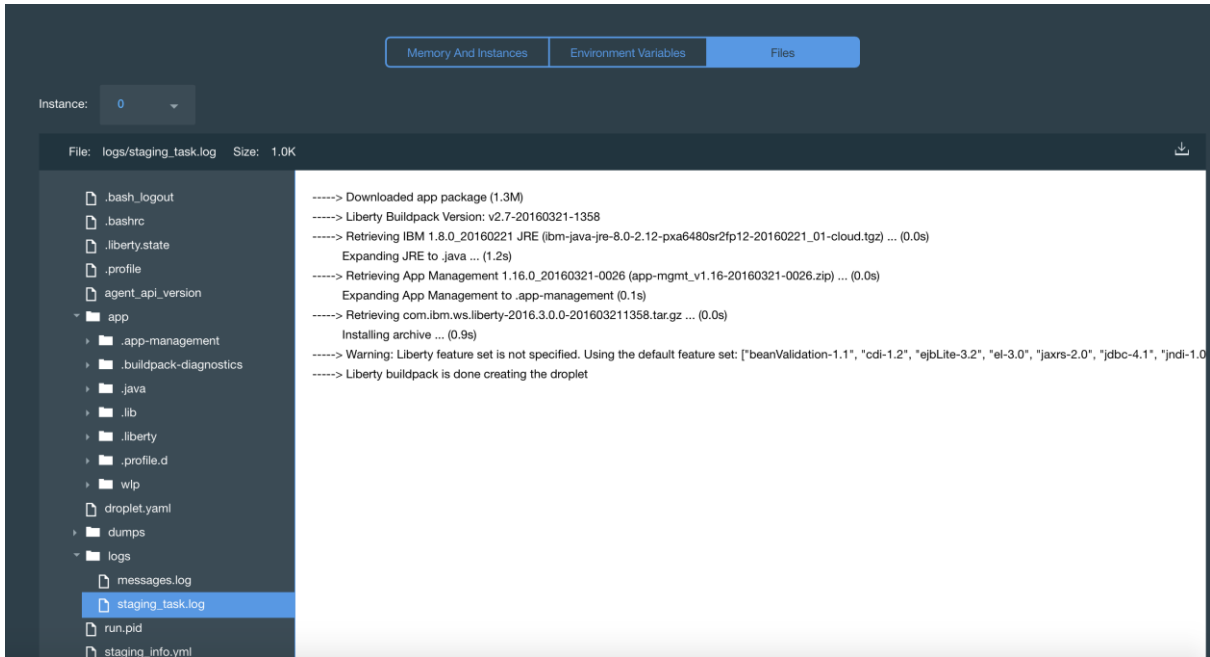
```

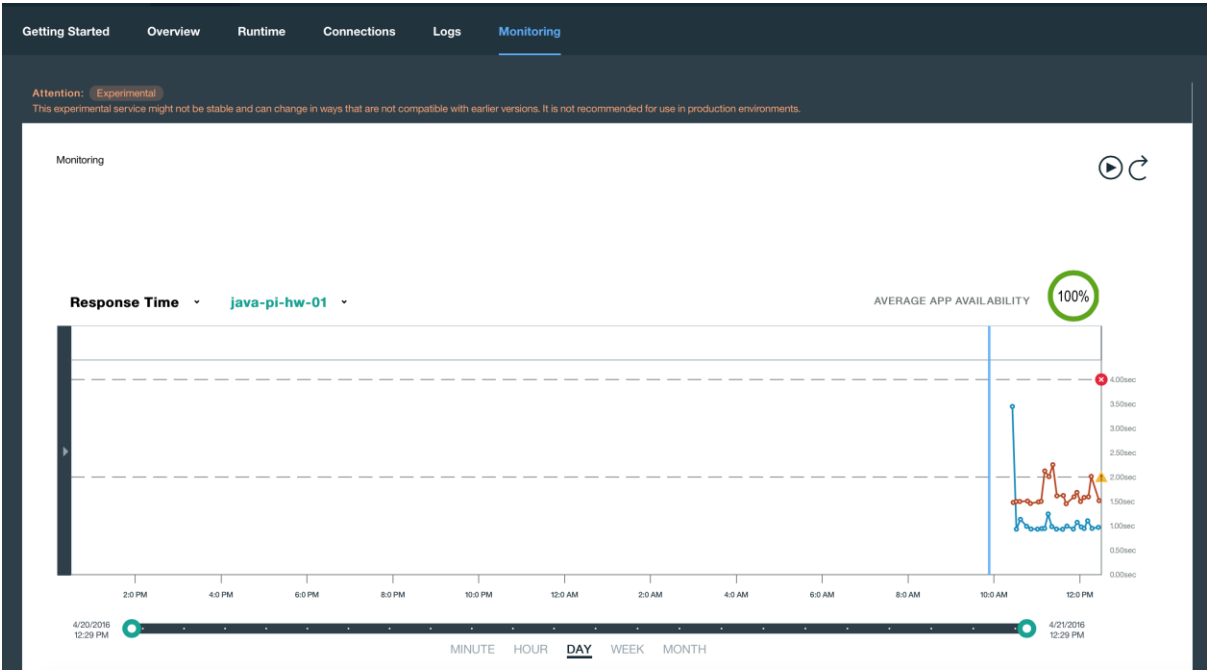
[EXPORT](#)

User Defined

Name	Value	Action
No items to display.		

[Add](#)
[Save](#)
[RESET](#)
[EXPORT](#)





← CF Applications

java-pi-hw-01 Status: ● Your app is running **View App** ▾ ↺ ⏪ ⋮

Getting Started **Overview** Runtime Connections Logs Monitoring

Text Input

We need a minimum of 3500 words and ideally 6000 words or more to compute statistically significant results. See [the science behind the service](#).

Ideally, the text should contain words we use in every day life relating to personal experiences, thoughts and responses. See [usage guidance](#) for details.

Choose Language:

English

Spanish

Mr. Vice President, my old colleague from Massachusetts and your new Speaker, John McCormack, Members of the 87th Congress, ladies and gentlemen:

This week we begin anew our joint and separate efforts to build the American future. But, sadly, we build without a man who linked a long past with the present and looked strongly to the future. "Mister Sam" Rayburn is gone. Neither this House nor the Nation is the same without him.

6437 words

Clear

Analyze

Text Input

We need a minimum of 3500 words and ideally 6000 words or more to compute statistically significant results. See [the science behind the service](#).

Ideally, the text should contain words we use in every day life relating to personal experiences, thoughts and responses. See [usage guidance](#) for details.

Choose Language: English Spanish

Mr. Vice President, my old colleague from Massachusetts and your new Speaker, John [McCormack](#), Members of the 87th Congress, ladies and gentlemen:

This week we begin anew our joint and separate efforts to build the American future. But, sadly, we build without a man who linked a long past with the present and looked strongly to the future. "Mister Sam" Rayburn is gone. Neither this House nor the Nation is the same without him.

6437 words

Your Personality*

You are analytical, restrained and tranquil.

You are empathetic: you feel what others feel and are compassionate towards them. You are self-controlled: you have control over your desires, which are not particularly intense. And you are calm-seeking: you prefer activities that are quiet, calm, and safe.

Your choices are driven by a desire for prestige.

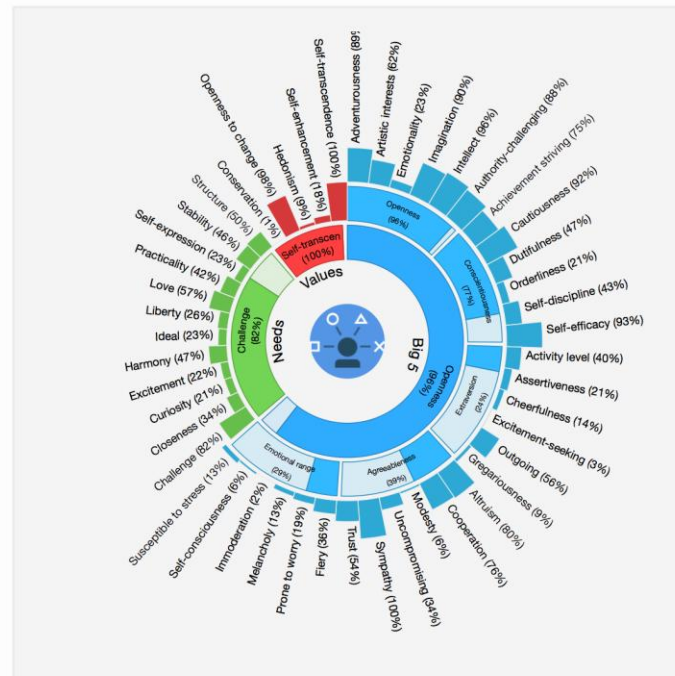
You consider helping others to guide a large part of what you do: you think it is important to take care of the people around you. You are relatively unconcerned with tradition: you care more about making your own path than following what others have done.

**Compared to most people who participated in our surveys.*

Data Behind Your Personality

Name	Value ± Sampling Error
Big 5	
Openness	95% (± 5%)
Adventurousness	88% (± 4%)
Artistic interests	62% (± 9%)
Emotionality	22% (± 4%)
Imagination	89% (± 5%)
Intellect	96% (± 4%)
Authority-challenging	88% (± 7%)
Conscientiousness	76% (± 6%)
Achievement striving	74% (± 8%)
Cautiousness	91% (± 8%)
Dutifulness	47% (± 5%)
Orderliness	21% (± 6%)
Self-discipline	43% (± 4%)
Self-efficacy	93% (± 8%)
Extraversion	23% (± 4%)
Activity level	39% (± 6%)
Assertiveness	21% (± 7%)
Cheerfulness	14% (± 9%)
Excitement-seeking	2% (± 7%)
Outgoing	55% (± 6%)

Visualization of Personality Data



Text Input

We need a minimum of 3500 words and ideally 6000 words or more to compute statistically significant results. See [the science behind the service](#).

Ideally, the text should contain words we use in every day life relating to personal experiences, thoughts and responses. See [usage guidance](#) for details.

Choose Language: English Spanish

Swami Vivekananda Bengali, born Narendranath Datta, was an Indian Hindu monk, a chief disciple of the 19th-century Indian mystic Ramakrishna. He was a key figure in the introduction of the Indian philosophies of Vedanta and Yoga to the Western world[4] and is credited with raising interfaith awareness, bringing Hinduism to the status of a major world religion during the late 19th century.[5] He was a major force in the revival of Hinduism in India, and contributed to the concept of nationalism in colonial India.[6] Vivekananda founded the Ramakrishna Math and the Ramakrishna Mission.[4] He is perhaps best known for

3804 words

Clear Analyze

Your Personality*

You are heartfelt, rational and restrained.

You are adventurous: you are eager to experience new things. You are empathetic: you feel what others feel and are compassionate towards them. And you are calm under pressure: you handle unexpected events calmly and effectively.

Experiences that give a sense of well-being hold some appeal to you.

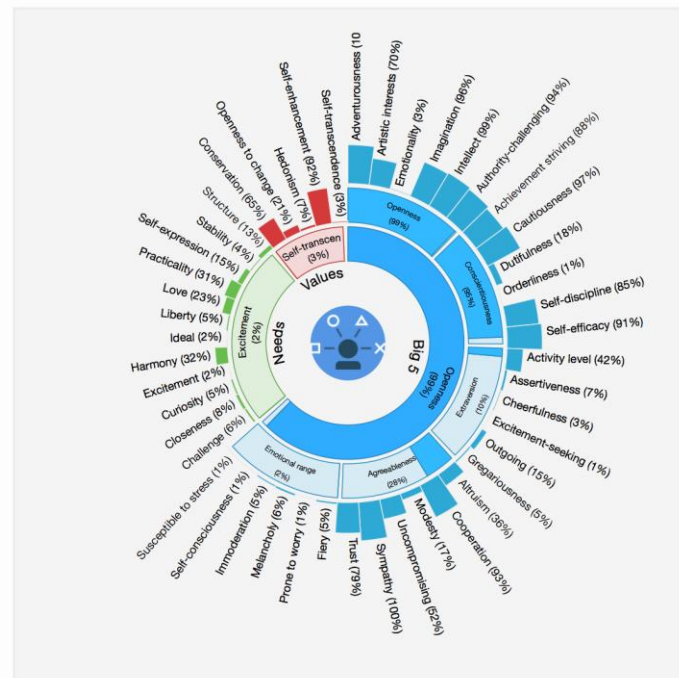
You are relatively unconcerned with both helping others and taking pleasure in life. You think people can handle their own business without interference. And you prefer activities with a purpose greater than just personal enjoyment.

**Compared to most people who participated in our surveys.*

Data Behind Your Personality


Name	Value ± Sampling Error
Big 5	
Openness	98% (± 5%)
Adventurousness	100% (± 4%)
Artistic interests	69% (± 9%)
Emotionality	2% (± 4%)
Imagination	95% (± 5%)
Intellect	98% (± 5%)
Authority-challenging	94% (± 7%)
Conscientiousness	94% (± 6%)
Achievement striving	87% (± 8%)
Cautiousness	97% (± 8%)
Dutifulness	18% (± 5%)
Orderliness	1% (± 6%)
Self-discipline	84% (± 4%)
Self-efficacy	90% (± 8%)
Extraversion	10% (± 4%)
Activity level	41% (± 6%)
Assertiveness	6% (± 7%)
Cheerfulness	3% (± 9%)
Excitement-seeking	0% (± 7%)


Visualization of Personality Data





How do you want to start coding?

 **Eclipse Tools for Bluemix**
Develop, integrate, and push applications to Bluemix using Eclipse.

 **Command Line Interface**
Run your code locally.
Manually push to Bluemix.

 **Git**
Deploy your app with the Git CLI, or use Bluemix DevOps Services.

Deploying your app with the command line interface

[Edit in GitHub](#)










Last updated: 24 February 2016



You can use the command line interface to deploy and modify applications and service instances.

Before you begin, install the IBM® Bluemix® and Cloud Foundry command line interfaces.

DOWNLOAD STARTER CODE



Name		Date Modified
 build.xml		Today 10:58 am
 CONTRIBUTING.md		Today 10:58 am
▶  lib		Today 4:28 pm
 LICENSE		Today 10:58 am
 manifest.yml		Today 10:58 am
▶  output		Today 4:28 pm
 README.md		Today 10:58 am
▶  src		Today 4:28 pm
▶  WebContent		Today 4:28 pm

Macintosh HD ▶ Users ▶   ▶ projects ▶ java-pi-hw-01

```

applications:
- path: output/webApp.war
  memory: 512M
  instances: 1
  domain: mybluemix.net
  name: java-pi-hw-01
  host: java-pi-hw-01
  disk_quota: 1024M
  services:
  - java-pi-hw-01-personality_insights

```



```

sreelathas@MacBook-Pro:java-pi-hw-01 sreelathas$ pwd
/Users/sreelathas/projects/java-pi-hw-01
sreelathas@MacBook-Pro:java-pi-hw-01 sreelathas$ ls
CONTRIBUTING.md  README.md      build          lib            output
LICENSE          WebContent    build.xml      manifest.yml   src
sreelathas@MacBook-Pro:java-pi-hw-01 sreelathas$ ant
Buildfile: /Users/sreelathas/projects/java-pi-hw-01/build.xml

clean:
[delete] Deleting directory /Users/sreelathas/projects/java-pi-hw-01/build
[delete] Deleting: /Users/sreelathas/projects/java-pi-hw-01/output/webApp.war

init:
[mkdir] Created dir: /Users/sreelathas/projects/java-pi-hw-01/build
[mkdir] Created dir: /Users/sreelathas/projects/java-pi-hw-01/build/bin

build-project:
[echo] WebApp: /Users/sreelathas/projects/java-pi-hw-01/build.xml
[javac] Compiling 1 source file to /Users/sreelathas/projects/java-pi-hw-01/build/bin
[javac] warning: [options] bootstrap class path not set in conjunction with -source 1.6
[javac] 1 warning

build-war:
[war] Building war: /Users/sreelathas/projects/java-pi-hw-01/output/webApp.war

build:

BUILD SUCCESSFUL
Total time: 1 second
sreelathas@MacBook-Pro:java-pi-hw-01 sreelathas$

```

```

sreelathas@MacBook-Pro:java-pi-hw-01 sreelathas$ cf login -a https://api.ng.bluemix.net
API endpoint: https://api.ng.bluemix.net
Email: sreelathas@gmail.com
Password:
Authenticating...
OK
Targeted org: sreelathas@gmail.com
Targeted space: mydev

API endpoint: https://api.ng.bluemix.net (API version: 2.40.0)
User: sreelathas@gmail.com
Org: sreelathas@gmail.com
Space: mydev
sreelathas@MacBook-Pro:java-pi-hw-01 sreelathas$ pwd
/Users/sreelathas/projects/java-pi-hw-01
sreelathas@MacBook-Pro:java-pi-hw-01 sreelathas$ cf push java-pi-hw-01
Using manifest file /Users/sreelathas/projects/java-pi-hw-01/manifest.yml
Updating app java-pi-hw-01 in org sreelathas@gmail.com / space mydev as sreelathas@gmail.com...
OK
Using route java-pi-hw-01.mybluemix.net
Uploading java-pi-hw-01...
Uploading app files from: /var/folders/81/g_8p5x257c3bjjsbmfmyf00000gq/T/unzipped-app999080661
Uploading 428.2K, 55 files
Done uploading
OK
Binding service java-pi-hw-01-personality_insights to app java-pi-hw-01 in org sreelathas@gmail.com / space mydev as sreelathas@gmail.com...
OK
Stopping app java-pi-hw-01 in org sreelathas@gmail.com / space mydev as sreelathas@gmail.com...
OK
Starting app java-pi-hw-01 in org sreelathas@gmail.com / space mydev as sreelathas@gmail.com...
-----> Downloaded app package (1.3M)
-----> Downloaded app buildpack cache (4.8K)
-----> Liberty Buildpack Version: v2-7-20160321-1358
-----> Retrieving IBM_I.B.0_20160221_JRE (ibm-java-jre-8.0-2.12-pxa6408sr2fp12-20160221_01-cloud.tgz) ... (0.8s)
-----> Expanding JRE to java ... (1.5s)
-----> Retrieving App Management 1.16.0.20160321-0026 (app-mgmt_v1.16-20160321-0026.zip) ... (0.8s)
-----> Expanding App Management to app-management (0.1s)
-----> Retrieving com.ibm.watson.liberty-2016.3.0-201603211358.tar.gz ... (0.8s)
-----> Installing archive ... (1.2s)
-----> Warning: Liberty feature set is not specified. Using the default feature set: ["beanValidation-1.1", "cdi-1.2", "ejbLite-3.2", "el-3.0", "jars-2.0", "jdbc-4.1", "jdi-1.0", "jpa-2.1", "jsf-2.2", "json-1.0", "jsp-2.3", "managedBeans-1.0", "servlet-3.1", "websockets-1.1"] for the best results, explicitly set the features via the JBP_CONFIG_LIBERTY environment variable or deploy the application as a server directory or packaged server with a custom server.xml file.
-----> Liberty buildpack is done creating the droplet
-----> Uploading droplet (120M)
0 of 1 instances running, 1 starting
0 of 1 instances running, 1 starting
0 of 1 instances running, 1 starting
0 of 1 instances running, 1 starting
1 of 1 instances running

App started

OK

App java-pi-hw-01 was started using this command ".liberty/initial_startup.rb"

Showing health and status for app java-pi-hw-01 in org sreelathas@gmail.com / space mydev as sreelathas@gmail.com...
OK

requested state: started
instances: 1/1
usage: 512M x 1 instances
urls: java-pi-hw-01.mybluemix.net

```



Text Input

We need a minimum of 3500 words and ideally 6000 words or more to compute statistically significant results. See [the science behind the service](#).

Ideally, the text should contain words we use in every day life relating to personal experiences, thoughts and responses. See [usage guidance](#) for details.

Choose Language:

English Spanish

Adolf Hitler (German: [ˈadɔlf ˈhɪtlɐ] (listen); 20 April 1889 – 30 April 1945) was a German politician who was the leader of the Nazi Party (Nationalsozialistische Deutsche Arbeiterpartei; NSDAP), Chancellor of Germany from 1933 to 1945, and Führer ("leader") of Nazi Germany from 1934 to 1945. As dictator of Nazi Germany, he initiated World War II in Europe with the invasion of Poland in September 1939 and was a central figure of the Holocaust.

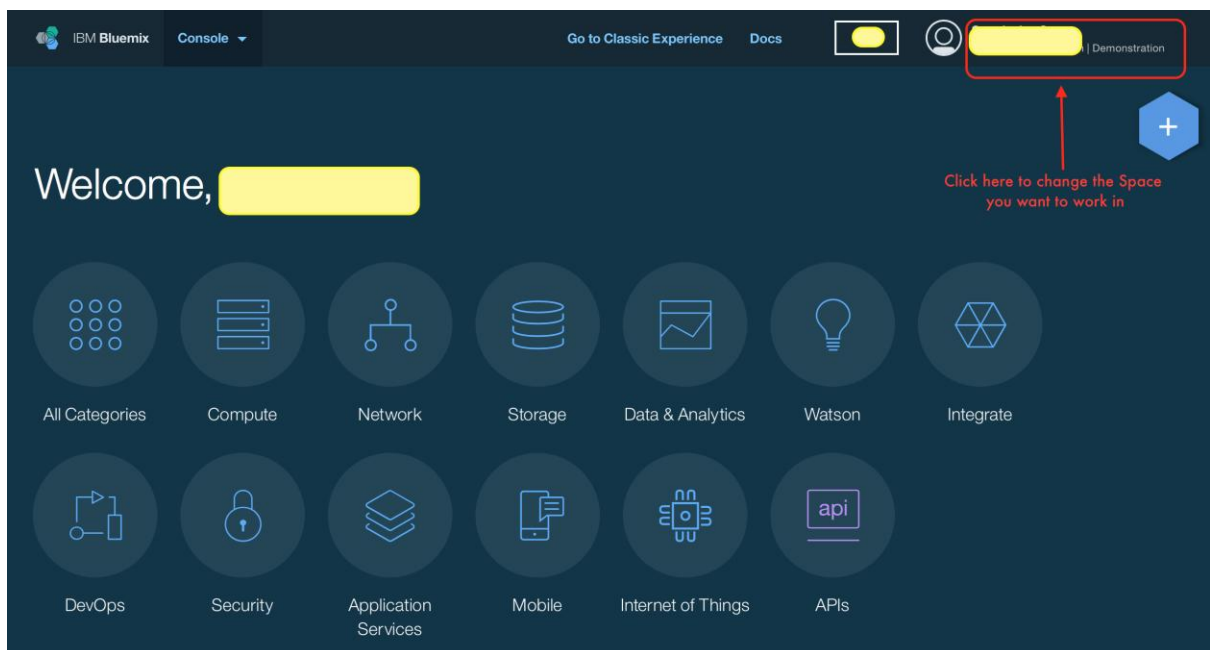
Born an Austrian citizen and raised near Linz, Hitler moved to Germany in 1913 and was decorated during his service in the German Army in World War I. He joined the precursor of the NSDAP, the German Workers' Party, in 1919 and became leader of the NSDAP in 1921. In 1923, he attempted a coup in Munich to seize power. The failed coup resulted in Hitler's imprisonment, during which time he dictated the first volume of his autobiography and

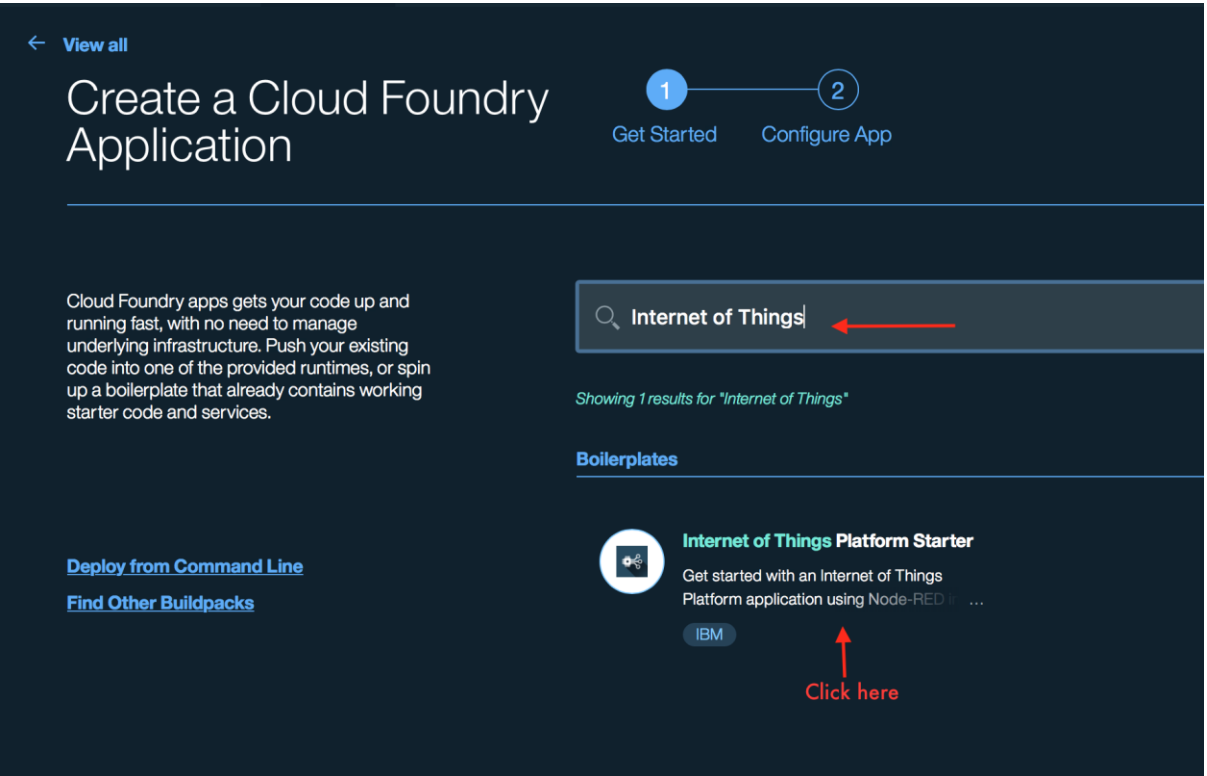
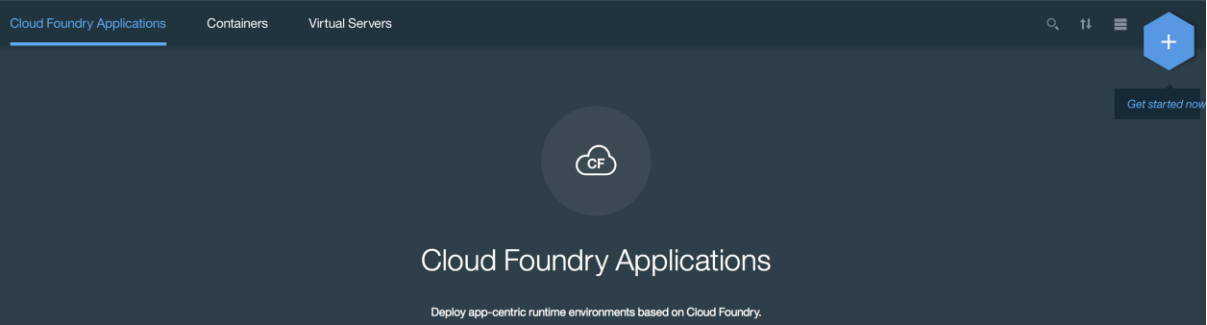
7009 words

Clear

Analyze

Chapter 3: Extending an Application and Configuring for Continuous Delivery Using DevOpsServices





← View all

Create a Cloud Foundry Application

1 Get Started 2 Configure App

Internet of Things Platform Starter

Get started with an Internet of Things Platform application using Node-RED in Bluemix. Try the sample flow with a simulator and customize it for your own devices.

IBM

[View Docs](#)

VERSION 0.4.19
TYPE Boilerplate
REGION United Kingdom

App name:


Host name:


Domain:

Selected Plan:


SDK for Node.js™




Cloudant NoSQL DB™

 SDK for Node.js™

 Cloudant NoSQL DB


← Cloud Foundry Applications




 **bm-learning-03-01** Status: ● Your app is running

[View App](#)   


[Getting Started](#) [Overview](#) [Runtime](#) [Connections](#) [Logs](#) [Monitoring](#)

← Cloud Foundry Applications

 **bm-learning-03-01** Status: ● Your app is running

[View App](#)   

[Getting Started](#) [Overview](#) [Runtime](#) [Connections](#) [Logs](#) [Monitoring](#)

[bm-learning-03-01.eu-gb.mybluemix.net](#) 

[Edit Routes and Access](#)

Application Details - IBM Bluemix

Node-RED in Bluemix for IBM Watson IoT Platform

Node-RED in Bluemix

A visual tool for wiring the Internet of Things

IBM Watson IoT Platform

Node-RED provides a browser-based editor that makes it easy to wire together flows that can be deployed to the runtime in a single click.

The version running here has been customized for the IBM Watson IoT Platform.

We strongly suggest you secure your Node-RED flow editor with a username and password, as otherwise anyone who can guess the

[Go to your Node-RED flow editor](#)

[Learn how to password-protect your instance](#)

[Learn how to customise Node-RED](#)

Node-RED

Click to deploy the flow on Bluemix

Flow 1

device data

temp

temp thresh

safe

danger

cpu status

debug

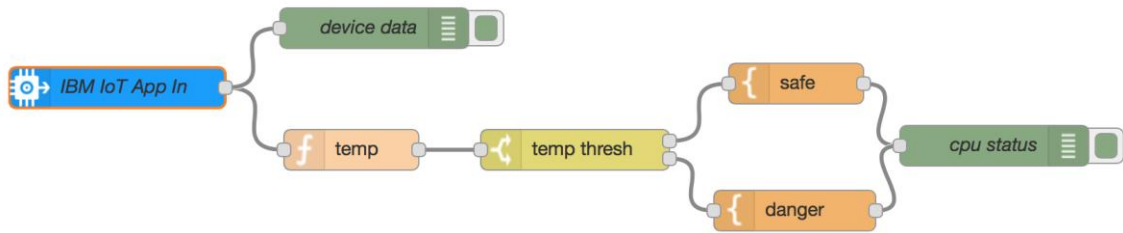
debug

Displays info on selected node

Displays output of Debug nodes in the deployed flow

Palette

Flow Editor with starter flow



Edit ibmiot in node

🔑 Authentication

Quickstart

⚙️ Input Type

Device Event

👤 Device Id

device id e.g. ab12cd231a21

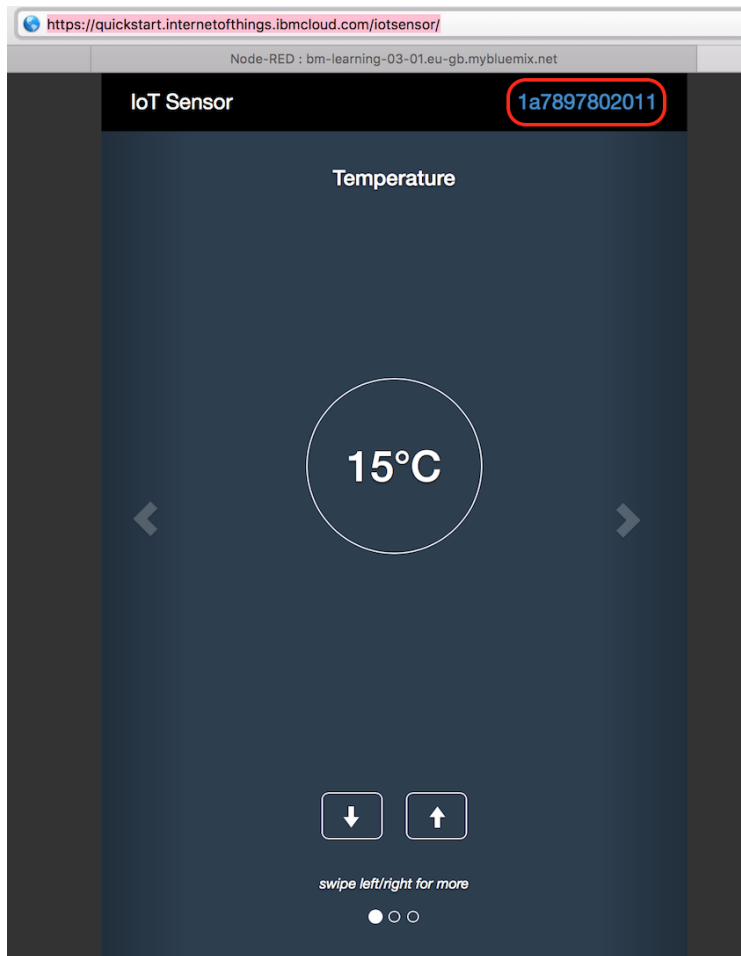
🏷️ Name

IBM IoT App In

Quickstart: Use the Input Type property to configure this node to receive Events sent by IoT Devices, Status Messages referring to IoT Devices, or Status Messages referring to IoT Applications" Check the info tab, to get more information about each of the fields

Ok

Cancel

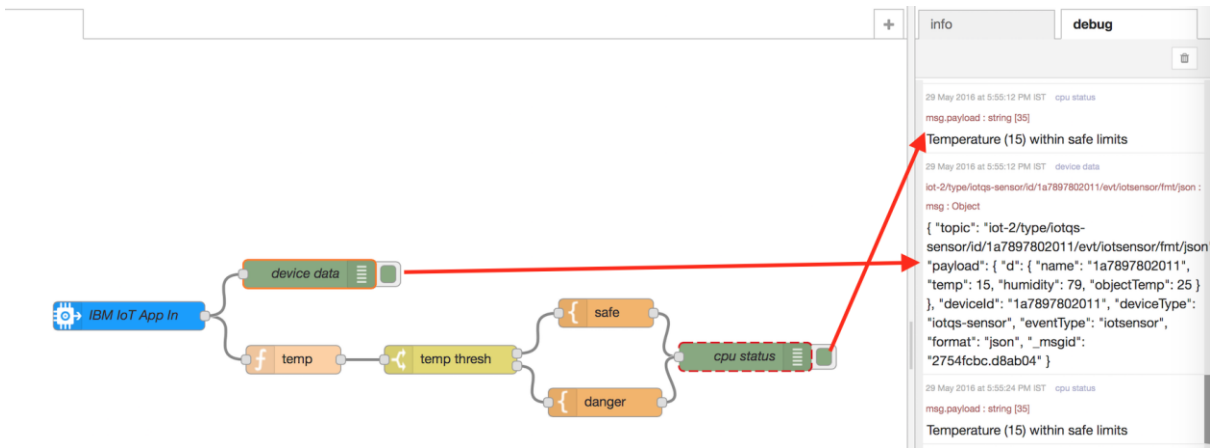
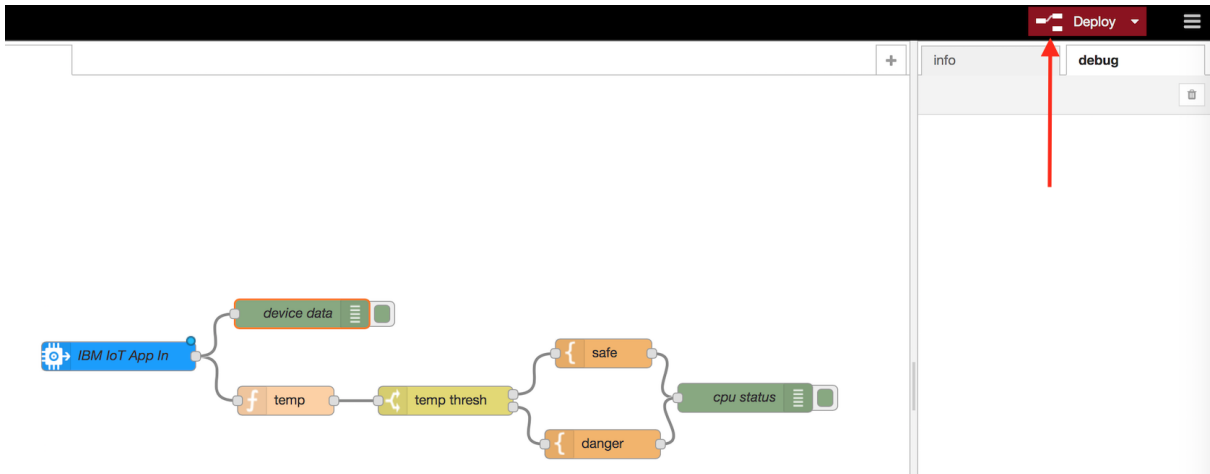


Edit ibmiot in node

🔑 Authentication	Quickstart
⚙️ Input Type	Device Event
👤 Device Id	1a7897802011
🏷️ Name	IBM IoT App In

Quickstart: Use the Input Type property to configure this node to receive Events sent by IoT Devices, Status Messages referring to IoT Devices, or Status Messages referring to IoT Applications" Check the info tab, to get more information about each of the fields

Ok Cancel



Edit function node

 Name 

 Function

```
1 return {payload:msg.payload.d.temp};
```

 Outputs

See the Info tab for help writing functions.

Ok

Cancel

Edit switch node

Name

temp thresh

Property

msg. payload



<=



a_z 40

→ 1



>



a_z 40

→ 2



rule

checking all rules

Ok

Cancel

Edit template node

Name



Set property

Template

Syntax Highlight:



```
i 1 Temperature ({{payload}}) within safe limits
```

</> Format

Mustache template



Ok

Cancel

Edit template node

Name



Set property

Template

Syntax Highlight:



```
i 1 Temperature ({{payload}}) critical
```

</> Format


Mustache template




Ok

Cancel


Runtime




BUILDPACK
SDK for Node.js™



INSTANCES
All instances are running
Health is 100%




MBS PER INSTANCE




TOTAL MB ALLOCATION
6912 MBs still available

Connections (1)

 bm-learning-03-01-cloudantNoSQLDB

Continuous Delivery

Continuous delivery is not configured for this app.
To build, test, and deploy automatically, add a Git repo:

[Add Git Repo and Pipeline](#) 




Create Git Repository



Pick an alias

To set up your Git repository, we need to associate your IBM id with an alias.

An alias is a unique, publicly visible short name used in Git repository paths, Track & Plan, and desktop and command line clients.



I accept the DevOps Services [Terms of Use](#).



Create Git Repository

✓ Your alias has been created.

IBM id: [redacted]@gmail.com

Alias: [redacted]

Important: When signing in from desktop and command line clients such as Git and Team Concert, use your alias with your IBM password. [Why?](#)

Continue



Create Git Repository



To create a Git repo that is associated with the **bm-learning-03-01** app, click **CONTINUE**. When you push changes to that repo, the app is deployed automatically.


Populate the repo with the starter app package and enable the Build & Deploy pipeline

CONTINUE


.js **bm-learning-03-01** Status: ● Your app is running

Getting Started **Overview** Runtime Connections Logs Monitoring


Runtime




BUILDPACK
SDK for Node.js™



INSTANCES
All instances are running
Health is 100%




MBS PER INSTANCE




TOTAL MB ALLOCATION
6912 MBs still available


Connections (1)

-  bm-learning-03-01-cloudantNoSQLDB


Continuous Delivery

GIT URL
<https://hub.jazz.net/git/.../bm-learning-03-01>

 **bm-learning-03-01**
Owner: [sreelathas](#)

Branch: **master**  Git URL

sreelathas | bm-learning-03-01

 **Last commit by Sreelatha S 8 minutes ago**
[Add starter application package](#)

defaults	Add starter application package	8 minutes ago	
nodes	Add starter application package	8 minutes ago	
public	Add starter application package	8 minutes ago	
bluemix-settings.js	Add starter application package	8 minutes ago	4 KB
couchstorage.js	Add starter application package	8 minutes ago	14 KB
License.txt	Initial commit	8 minutes ago	1 KB
manifest.yml	Add starter application package	8 minutes ago	1 KB
mongostorage.js	Add starter application package	8 minutes ago	12 KB
package.json	Add starter application package	8 minutes ago	1 KB
README.md	Initial commit	8 minutes ago	1 KB

EDIT CODE

TRACK & PLAN

BUILD & DEPLOY



Build Stage

STAGE NOT RUN

LAST INPUT [Git URL](#)
Not yet run

JOB [View logs and history](#)
Build Not yet run

LAST EXECUTION RESULT
No results

Deploy Stage

STAGE NOT RUN

LAST INPUT **Stage: Build Stage / Job: B...**
Not yet run

JOB [View logs and history](#)
Deploy to dev Not yet run

LAST EXECUTION RESULT
Stage has no runtime information

[+ ADD STAGE](#)

Build Stage DELETE

INPUT JOBS ENVIRONMENT PROPERTIES

Input Settings

Input Type ⓘ
SCM Repository

Git URL
https://hub.jazz.net/git/sreelathas/bm-learning-03-01

Branch
master

Stage Trigger

Run jobs whenever a change is pushed to Git

Run jobs only when this stage is run manually

SAVE CANCEL

Build Stage

DELETE

INPUT **JOBS** ENVIRONMENT PROPERTIES



Build



ADD JOB

Build

REMOVE

Build Configuration _____

Builder Type



- ✓ Simple
- Ant
- Gradle
- Grunt
- IBM Container Service
- IBM Globalization Pipeline
- Maven
- npm
- Shell Script

This screenshot shows the 'Add Job' button (plus sign icon) with a dropdown menu open. The menu is titled 'SELECT JOB TYPE' and lists three options: 'Build', 'Deploy', and 'Test'. The 'Build' job icon and label are also visible in the background.

Build Stage

DELETE

INPUT JOBS ENVIRONMENT PROPERTIES

+ ADD PROPERTY

Click "ADD PROPERTY" to add properties for your stage configuration. The environment properties will be available to all jobs in the stage.

SAVE

CANCEL

Deploy Stage



STAGE NOT RUN

LAST INPUT Stage: Build Stage / Job: B...
Not yet run

JOBS [View logs and history](#)

✓ Deploy to dev Not yet run

LAST EXECUTION RESULT
Stage has no runtime information

Deploy Stage

DELETE

INPUT **JOBS** ENVIRONMENT PROPERTIES



ADD JOB

Deploy to ...

Deploy to dev

REMOVE

Deploy Configuration

Deployer Type



Cloud Foundry



Target



IBM Bluemix United Kingdom - https://api.eu-gb.bluemix.net



Organization



sreelathas@in.ibm.com



Space



Demonstration



Application Name



bm-learning-03-01

Deploy Script



```
#!/bin/bash
cf push "${CF_APP}"

# View logs
#cf logs "${CF_APP}" --recent|
```

Execution Conditions

Stop running this stage if this job fails



IBM Bluemix DevOps Services

DASHBOARD MY PROJECTS EXPLORE HELP BLOG COMMUNITY

File Edit View Tools bm-learning-03-01 (running: normal) Live Edit EDIT CODE TRACK & PLAN BUILD & DEPLOY

bm-learning-03-01 | bm-learning-03-01

▼ README.md

This README.md file is displayed on your project page. You should edit this file to describe your project, including instructions for building and running the project, pointers to the license under which you are making the project available, and anything else you think would be useful for others to know.

We have created an empty license.txt file for you. Well, actually, it says, "-Replace this text with the license you've chosen for your project.-" We recommend you edit this and include text for license terms under which you're making your code available. A good resource for open source licenses is the [Open Source Initiative](#).

Be sure to update your project's profile with a short description and eye-catching graphic.

Finally, consider defining some sprints and work items in Track & Plan to give interested developers a sense of your cadence and upcoming enhancements.

▼ |bm-learning-03-01

git	29 May 2016 at 10:42:00 PM IST	
defaults	29 May 2016 at 10:42:00 PM IST	
launchConfigurations	29 May 2016 at 10:42:05 PM IST	
nodes	29 May 2016 at 10:42:00 PM IST	
public	29 May 2016 at 10:42:00 PM IST	
.cfnignore	29 May 2016 at 10:42:05 PM IST	1 KB
.gitignore	29 May 2016 at 10:42:02 PM IST	1 KB
bluemix-settings.js	29 May 2016 at 10:42:00 PM IST	4 KB
couchstorage.js	29 May 2016 at 10:42:00 PM IST	14 KB
License.txt	29 May 2016 at 10:42:00 PM IST	1 KB
manifest.yml	29 May 2016 at 10:42:00 PM IST	1 KB
mongostorage.js	29 May 2016 at 10:42:00 PM IST	12 KB
package.json	29 May 2016 at 10:42:00 PM IST	1 KB
README.md	29 May 2016 at 10:42:00 PM IST	1 KB

File Edit View Tools bm-learning-03-01 (running: normal) Live Edit EDIT CODE TRACK & PLAN BUILD & DEPLOY

bm-learning-03-01

▼ flow.json

```

1  [
2
3  {
4    "id": "3e77d543_c1882a",
5    "type": "ibmiot-in",
6    "authentication": "quickstart",
7    "apikey": "",
8    "inputType": "evt",
9    "deviceId": "",
10   "applicationId": "",
11   "deviceType": "+",
12   "eventType": "+",
13   "commandType": "",
14   "format": "json",
15   "name": "IBM IoT App In",
16   "service": "quickstart",
17   "allDevices": false,
18   "allApplications": false,
19   "allDeviceTypes": true,
20   "allEvents": true,
21   "allCommands": false,
22   "allFormats": false,
23   "x": 251,
24   "y": 291,
25   "z": "d4428eef_2bbd7",
26   "wires": [
27     [
28       "ae0882ac_51ff8",
29       "c8c482df_3f3b8"
30     ]
31   ],
32   {
33     "id": "ae0882ac_51ff8",
34     "type": "function",
35     "name": "temp",
36     "func": "return {payload:msg.payload.d.temp};",
37     "outputs": 1,
38     "valid": true,
39     "x": 424.5,
40     "y": 337,
41     "z": "d4428eef_2bbd7",
42     "wires": [
43       [
44         "ff6a0b9_00953"
45       ]
46     ],
47     {
48       "id": "ff6a0b9_00953",
49       "type": "switch",
50       "name": "temp_thresh",
51       "property": "payload",
52       "rules": [
53         [
54           {
55             "t": "lte",
56             "v": 40,
57             "v2": null
58           },
59           {
60             "t": "gt",
61             "v": 40,

```

The image shows a VS Code editor window with a file named `flow.json` open. The File menu is open, showing options like New, Open File..., Save, Import, and Export. The `Save` option is highlighted. The editor content shows a JSON configuration for a flow with several nodes and wires. The nodes include a debug node for CPU status, a debug node for device data, a template node for safe temperature limits, and another template node for critical temperature warnings. The wires connect these nodes in a sequence.

```
50     "v2": null
51   },
52   "check1": "true",
53   "outputs": 2,
54   "x": 590.5,
55   "y": 337,
56   "z": "d4428eef.2bbd7",
57   "wires": [[{"80621eff.7f9de"},
58             [{"8e1706a.f71e8f8"}]]
59 },
60 {"id": "5dad02b7.a252fc",
61  "type": "debug",
62  "name": "cpu status",
63  "active": true,
64  "complete": "false",
65  "x": 901.5,
66  "y": 334,
67  "z": "d4428eef.2bbd7",
68  "wires": []
69 },
70 {"id": "c0c482df.3f3b8",
71  "type": "debug",
72  "name": "device data",
73  "active": true,
74  "console": "false",
75  "complete": "true",
76  "x": 441.5,
77  "y": 247,
78  "z": "d4428eef.2bbd7",
79  "wires": []
80 },
81 {"id": "80621eff.7f9de",
82  "type": "template",
83  "name": "safe",
84  "template": "Temperature ({{payload}}) within safe limits",
85  "x": 754.5,
86  "y": 288,
87  "z": "d4428eef.2bbd7",
88  "wires": [[{"5dad02b7.a252fc"}]]
89 },
90 {"id": "8e1706a.f71e8f8",
91  "type": "template",
92  "name": "danger",
93  "template": "Temperature ({{payload}}) critical. You will need to take safety measures.",
94  "x": 753.5,
95  "y": 382,
96  "z": "d4428eef.2bbd7",
97  "wires": [[{"5dad02b7.a252fc"}]]
98 }
```

The image shows the Git GUI interface. On the left, the 'Active Branch (master)' section shows 'Working Directory Changes' with 3 files changed and 3 files ready to commit. Below this, there are sections for 'Outgoing (0)', 'Incoming (0)', and 'History'. The 'History' section shows 'Add starter application package' and 'Initial commit'. On the right, the 'Working Directory Changes' section shows a list of files with a commit button at the top right. A red arrow points to the commit button, and another red arrow points to the text 'changed the template message.' in the commit message field.

Pipeline: All Stages

Build Stage

STAGE PASSED

LAST INPUT [Git URL](#)

Last commit by [redacted] 7 min ago
[changed the template message.](#)

JOB [View logs and history](#)

Build Succeeded 6 min ago

LAST EXECUTION RESULT

Build 1

Deploy Stage

STAGE PASSED

LAST INPUT Stage: Build Stage / Job: B...

Build 1

JOB [View logs and history](#)

Deploy to dev Succeeded 2 min ago

LAST EXECUTION RESULT

bm-learning-03-01
[bm-learning-03-01.eu-gb.mybluemix.net](#)
[View runtime log](#)

Build 1

IoT Sensor 1a7897802011

Temperature

46°C

swipe left/right for more

● ○ ○

Cloud Foundry Applications						
1,825 GB/8 GB Used						
Name	Route	Memory (MB)	Instances	Running	State	Actions
bm-learning-03-01	bm-learning-03-01.eu-g...	896	1	1	Running	

Services			
11/40 Used			
Name	Service Offering	Plan	Actions
bm-learning-03-01-cloudantNoSQLDB	Cloudant NoSQL DB	Shared	

Edit cloudant out node

Service

Database

Operation

Only store msg.payload object?

Name

Ok Cancel

bm-learning-03-01-cloudantNoSQLDB

Cloudant NoSQL DB

LAUNCH 

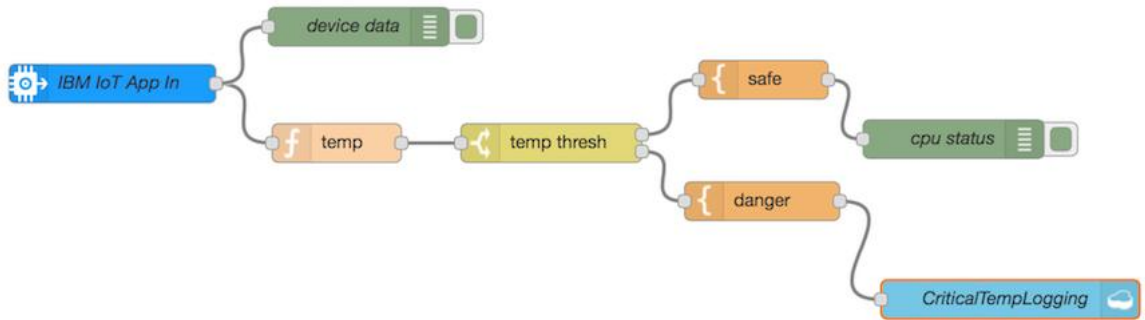
The Cloudant NoSQL Database service adds JSON data to your Mobile and Web applications, accessible via easy-to-use RESTful HTTP/S APIs.

Ease of Use

Work with self-describing JSON documents through a RESTful API that makes every document in your Cloudant database accessible as JSON via a URL. Documents can be retrieved, stored, or deleted individually or in bulk and can also have files attached. IBM takes care of the provisioning, management, and scalability of the data store, freeing up your time to focus on your application.

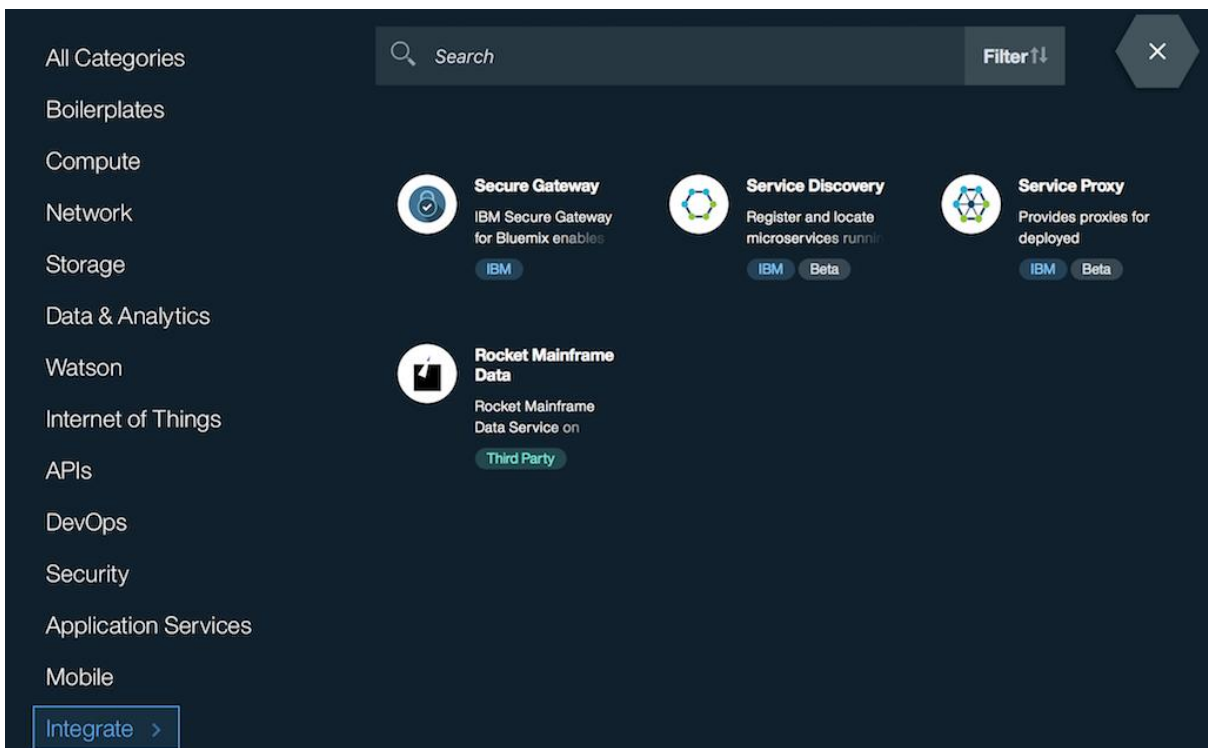
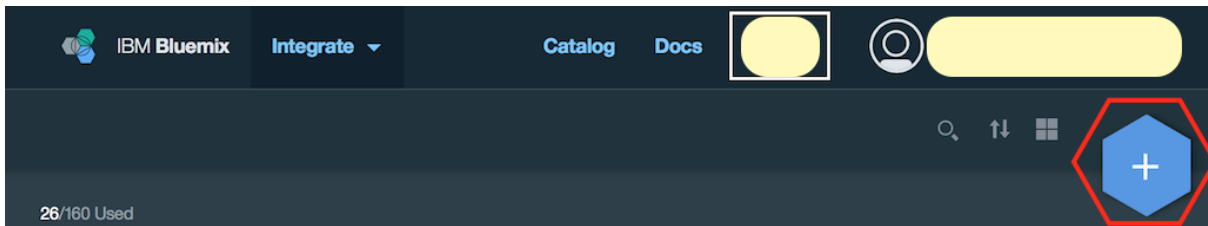
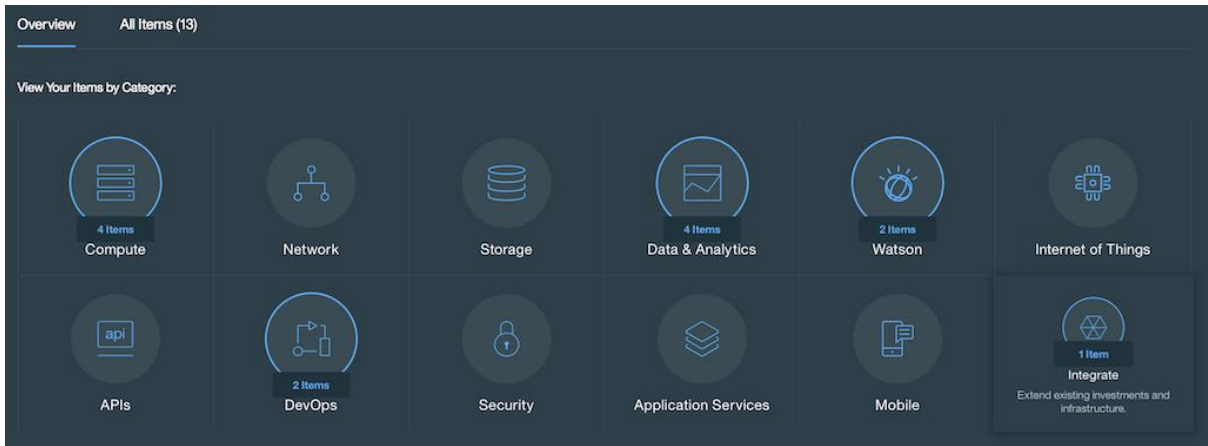
Powerful search, sync and more

With extremely powerful indexing, real time MapReduce and Apache Lucene-based full-text search, Cloudant NoSQL DB makes it easy to add advanced data analytics and powerful data access. Data access can also extend to Cloudant Sync, enabling data access from mobile devices and client apps to run connected or off-line.



Metadata	payload	flow	settings	views
<input type="checkbox"/> 4207e6e1dd9efe2b4a--1-f6f51e0aa1864adf05...	Temperature (46) critic...			
<input type="checkbox"/> 59b93f1f78d80da4f5--1-f6f51e0aa1864adf05...	Temperature (46) critic...			
<input type="checkbox"/> 81c9f36899ab900134--1-f6f51e0aa1864adf05...	Temperature (46) critic...			

Chapter 4: Leveraging On-Premise Software for Applications on Bluemix



Overview All Items (13)

View Your Items by Category:

<p>4 Items</p> <p>Compute</p> <p>Use Cloud Foundry applications, containers, OpenWhisk, and virtual servers.</p>	<p>Network</p>	<p>Storage</p>	<p>4 Items</p> <p>Data & Analytics</p>	<p>2 Items</p> <p>Watson</p>	<p>Internet of Things</p>
<p>APIs</p>	<p>2 Items</p> <p>DevOps</p>	<p>Security</p>	<p>Application Services</p>	<p>Mobile</p>	<p>1 Item</p> <p>Integrate</p>

Cloud Foundry Applications

OpenWhisk Containers Virtual Servers

5.500 GB/32 GB Used

Bollerplates

<p>Conversational Agent: Movie Assistant</p> <p>A sample Watson Developer Cloud application that highlights the combination of Watson Assistant and Watson Conversation.</p> <p>IBM</p>	<p>Internet of Things Platform Starter</p> <p>Get started with IBM Watson IoT platform using the Node-RED Node.js sample.</p> <p>IBM</p>	<p>IoT for Electronics Starter</p> <p>IoT for Electronics is an integrated end-to-end solution (made of multiple services and components).</p> <p>IBM</p>
<p>Java Cloudant Web Starter</p> <p>Use the Cloudant NoSQL DB service with the 'Liberty for Java™' runtime.</p> <p>IBM</p>	<p>Java Workload Scheduler Web Starter</p> <p>This application demonstrates how to use the Workload Scheduler service, with the 'Liberty for Java™' runtime.</p> <p>IBM</p>	<p>LoopBack Starter</p> <p>This is a sample StrongLoop LoopBack Node.js application, powered by the open source Express.js framework.</p> <p>IBM</p>
<p>MobileFirst Services Starter</p> <p>Start building your next mobile app with mobile services on Bluemix.</p> <p>IBM</p>	<p>Node.js Cloudant DB Web Starter</p> <p>Use the Cloudant NoSQL DB service with the 'SDK for Node.js™' runtime.</p> <p>IBM</p>	<p>Personality Insights Java Web Starter</p> <p>A simple Java app that uses the Personality Insights service to analyze text to derive personality traits.</p> <p>IBM</p>
<p>Personality Insights Node.js Web Starter</p> <p>A simple Node.js app that uses Personality Insights to analyze text to derive personality traits.</p> <p>IBM</p>	<p>StrongLoop Arc</p> <p>This application is the StrongLoop Arc graphical UI, which includes tools for building and deploying applications.</p> <p>IBM</p>	<p>ASP.NET Core Cloudant Starter</p> <p>Use the Cloudant NoSQL DB Service in an ASP.NET Core application.</p> <p>Community Beta</p>
<p>Mendix Rapid Apps</p> <p>Model driven rapid app platform that allow users to build, integrate and deploy web applications.</p> <p>Community</p>	<p>Node-RED Starter</p> <p>This application demonstrates how to run the Node-RED open-source project within IBM Cloud.</p> <p>Community</p>	<p>Python Flask</p> <p>A simple Python Flask application that will get you up and running quickly.</p> <p>Community</p>

← View All

Create a Cloud Foundry Application

1 Get Started 2 Configure App

Node-RED Starter

This application demonstrates how to run the Node-RED open-source project within IBM Bluemix.

Community

[View Docs](#)



VERSION 0.4.26
TYPE Boilerplate
REGION US South

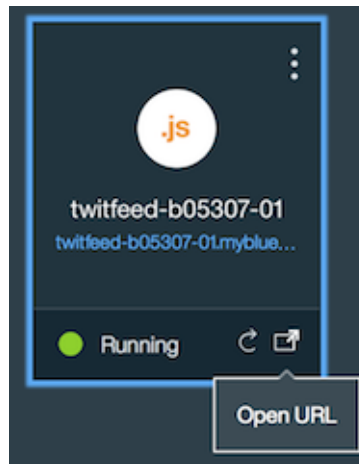
App name:


Host name: Domain:

Selected Plan:



SDK for Node.js™ Cloudant NoSQL DB

 SDK for Node.js™  Cloudant NoSQL DB



 .js

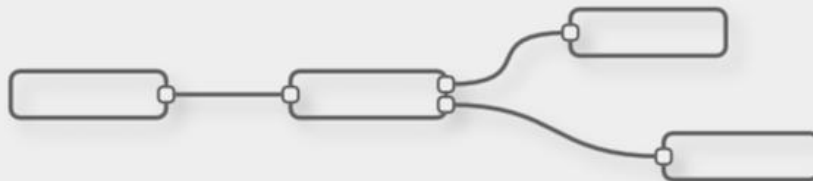
twitfeed-b05307-01
twitfeed-b05307-01.myblue...

● Running  

Open URL

Node-RED in Bluemix

A visual tool for wiring the Internet of Things



Node-RED provides a browser-based editor that makes it easy to wire together flows that can be deployed to the runtime in a single-click.

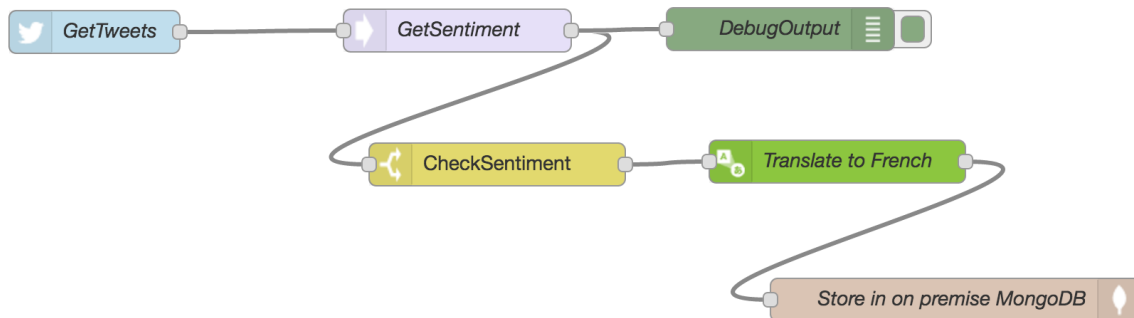
The version running here has been customised for the Bluemix cloud environment.

More information about Node-RED, including documentation, can be found at nodered.org.

[Go to your Node-RED flow editor](#)

[Learn how to password-protect your instance](#)

[Learn how to customise Node-RED](#)



Click to deploy the flow → Deploy

filter nodes

output

- debug
- link
- mqtt
- http response
- websocket
- serial
- tcp
- udp
- mqtt
- twilio
- ibmpush
- ibmiot
- OpenWhisk

function

- function

Flow

info

debug

```

{ score: -1, comparative:
-0.06666666666666667, "tokens": [ "this", "clown",
"has", "obviously", "never", "heard", "of", "the",
"phrase", "empty", "vessels", "clang", "more", "",
"httpstcoytm6brhvsq" ], "words": [ "empty" ],
"positive": [], "negative": [ "empty" ] }

8/24/2016, 3:41:24 PM DebugOutput
tweets/RatanSharda55 : msg.sentiment : Object
{ "score": 0, "comparative": 0, "tokens": [ "rt",
"mohanrock24", "similarly", "kashmir", "pundits",
"should", "also", "be", "included", "bcose", "that",
"are", "the", "stake", "holders", "narendramodi",
"swamy39", "ratansharda55", "" ], "words": [],
"positive": [], "negative": [] }

8/24/2016, 3:41:24 PM DebugOutput
tweets/RatanSharda55 : msg.sentiment : Object
{ "score": -3, "comparative": -0.1875, "tokens": [ "rt",
"mohanrock24", "why", "the", "taliban-isis", "patch",
"up", "has", "india", "mighty", "worried",
"httpstco6qdfhvxyl", "via", "dailyhuntapp",
"ratansharda55", "swamy39" ], "words": [ "worried"
], "positive": [], "negative": [ "worried" ] }

8/24/2016, 3:41:25 PM DebugOutput
tweets/Gas_prashant777 : msg.sentiment : Object
{ "score": 0, "comparative": 0, "tokens": [ "rt",
"mpvadodara", "naturtots", "", "all", "major",
"works", "are", "almost", "completed", "still", "shall",
"get", "back", "to", "u", "dasprashant777",
"narendramodi", "dangarbarhat" ], "words": [],
"positive": [], "negative": [] }

```

← **Nodes palette** **Flow** **Debug console** →

social

- e mail
- twitter
- e mail
- twitter

Edit twitter in node

Cancel

Done

Twitter ID

@

Search

all public tweets

for

@USAelection, @narendramodi

Name

GetTweets

Tip: Use commas without spaces between multiple search terms.
Comma = OR, Space = AND.
The Twitter API WILL NOT deliver 100% of all tweets.
Tweets of who you follow will include their retweets and favourites.

analysis



Edit sentiment node

Cancel

Done

Name

GetSentiment

function

- function
- template
- delay
- trigger
- comment
- http request
- switch
- change
- range
- split

Edit switch node

Cancel

Done

Name

CheckSentiment

Property

msg. sentiment.score



a_z 0

→ 1












IBM_Watson


- conversation
- convert
- Feature Extract
- language identification
- language translation
- natural language classifier
- news
- personality insights

Overview All Items (12)





View Your Items by Category:

 4 Items Compute	 Network	 Storage	 4 Items Data & Analytics	 1 Item Watson Build cognitive apps to enhance, scale, and accelerate expertise.	 Internet of Things
 APIs	 2 Items DevOps	 Security	 Application Services	 Mobile	 1 Item Integrate

















Watson 



25/160 Used

- All Categories
- Boilerplates
- Compute
- Network
- Storage
- Data & Analytics
- Watson >
- Internet of Things
- APIs
- DevOps
- Security
- Application Services
- Mobile
- Integrate

 <p>AlchemyAPI An AlchemyAPI service that analyzes your unstructured text and image content <small>IBM</small></p>	 <p>Conversation Add a natural language interface to your application to automate interactions with your users <small>IBM</small></p>	 <p>Document Conversion Converts a HTML, PDF, or Microsoft Word™ document into a normalized HTML, plain text, or XML document <small>IBM</small></p>
 <p>Language Translation Translate text from one language to another for specific domains. <small>IBM</small> Deprecated</p>	 <p>Language Translator Translate text from one language to another for specific domains. <small>IBM</small></p>	 <p>Natural Language Classifier Natural Language Classifier performs natural language classification on question texts, articles, and other text. <small>IBM</small></p>
 <p>Personality Insights The Watson Personality Insights derives insights from transactional and social media data to help you understand your users better. <small>IBM</small></p>	 <p>Retrieve and Rank Add machine learning enhanced search capabilities to your application <small>IBM</small></p>	 <p>Speech to Text Low-latency, streaming transcription <small>IBM</small></p>
 <p>Text to Speech Synthesizes natural-sounding speech from text. <small>IBM</small></p>	 <p>Tone Analyzer Tone Analyzer uses linguistic analysis to detect three types of tones from communications. <small>IBM</small></p>	 <p>Tradeoff Analytics Helps make better choices under multiple conflicting goals. Combines smart visualization with machine learning. <small>IBM</small></p>
 <p>Visual Recognition Find meaning in visual content! Analyze images for scenes, objects, faces, and other content. <small>IBM</small></p>	 <p>Cognitive Commerce™ Cognitive Commerce is a service provided by Cognitive Scale. <small>Third Party</small></p>	 <p>Cognitive Graph Cognitive Graph is a service provided by Cognitive Scale. <small>Third Party</small></p>
 <p>Cognitive Insights™ Cognitive Insights™ is a service provided by Cognitive Scale. <small>Third Party</small></p>		

← View All

Language Translator

Want to dynamically translate news, patents, or conversational documents? Instantly publish content in multiple languages? Or allow your French-speaking staff to instantly send emails in English? You can with Watson Language Translator! Connect the Watson service to your code, and you can leverage the power of our service in the following domains / language pairs:

IBM

Connect to:

Leave unbound

[View Docs](#)

AUTHOR IBM Watson
PUBLISHED 09/26/2016
TYPE Service
LOCATION US South

Service name:

Language Translator-w5

Credential name:

Credentials-1

Features

- **News Domain**
English to/from Brazilian Portuguese, French, Italian, German or Modern Standard Arabic; Spanish to/from English or French
 - **Patent Domain**
Brazilian Portuguese, Chinese, Korean, or Spanish to English
 - **Conversational Domain**
English to/from Brazilian Portuguese, French, Modern Standard Arabic, or Spanish
 - **Language Identification**
Identify plain text as having been written in one of the following languages: Afrikaans, Albanian, Arabic, Azerbaijani, Bashkir, Belarusian, Bulgarian, Bengali, Bosnian, Chinese, Traditional Chinese, Czech, Chuvas, Danish, Dutch, German, Greek, English, Esperanto, Spanish, Estonian, Basque, Farsi/Persian, Finnish, French, Gujarati, Hebrew, Hindi, Haitian, Hungarian, Armenian, Indonesian, Icelandic, Italian, Japanese, Georgian, Kazakh, Central Khmer, Korean, Kurdish, Kirghiz, Lithuanian, Latvian, Malayalam, Mongolian, Norwegian Bokmal, Norwegian Nynorsk, Panjabi, Polish, Pushto, Portuguese, Romanian, Russian, Slovakian, Somali, Swedish, Tamil, Telugu, Turkish, Ukrainian, Urdu, Vietnamese
- Advanced plan features

[Need Help?](#)
[Contact Bluemix Sales](#)

[Estimate Monthly Cost](#)
[Cost Calculator](#)

Create

← Watson

Language Translator-w5

Status: ● Service available

[Manage](#)

[Service Credentials](#)

[Connections](#)



Language Translator

Identify the language text is written in.
Translate text from one language to another
for specific domains.

Developer resources:

- [Documentation](#)
- [Demo](#)

Language Translator Tool (beta)

Create and train customized models through a web application

[Access the beta tooling](#)

Intended Use

The Watson Language Translator service provides domain-specific translation between languages. Currently, three domains are available that provide translation between a total of seven applications. For best results, a domain that matches the content to be translated should be chosen.

← Watson

Language Translator-w5

Status: ● Service available

Manage Service Credentials Connections

Service Credentials

Credentials are provided in JSON format. The JSON snippet lists credentials, such as the API key and secret, as well as connection information for the service.

KEY NAME	DATE CREATED	ACTIONS
<input type="checkbox"/> Credentials-1	Oct 03, 2016 - 08:14:47	View Credentials

```
{
  "url": "https://gateway.watsonplatform.net/language-translator/api",
  "password": "XXXXXXXXXX",
  "username": "XXXXXXXXXX"
}
```

Edit language translation node

Cancel Done

Name	<input type="text" value="Translate to French"/>
Username	<input type="text" value="XXXXXXXXXX"/>
Password	<input type="password" value="XXXXXXXXXX"/>
Mode	<input type="text" value="Translate"/>
Domains	<input type="text" value="News"/>
Source	<input type="text" value="English"/>
Target	<input type="text" value="French"/>

Edit debug node

Cancel

Done

☰ Output

▼ msg. sentiment

↻ to

debug tab and console

📌 Name

DebugOutput

▼ storage

🔥 mongodb

🔗 ibm hdfs

ibm hdfs 🔗

☁ cloudant

🗄️ sqldb

🗄️ dashDB

🔥 mongodb 🔥

cloudant ☁

sqldb 🗄️

dashDB 🗄️

```

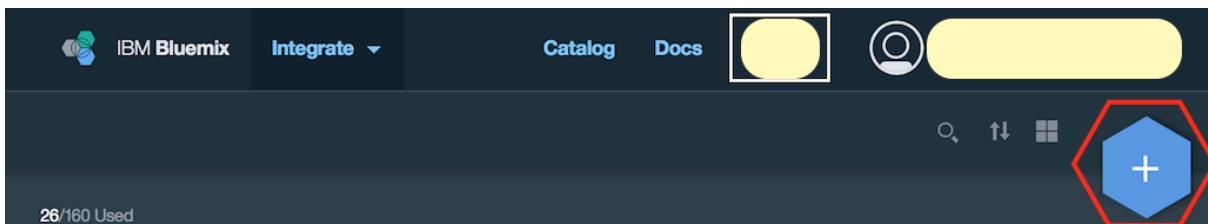
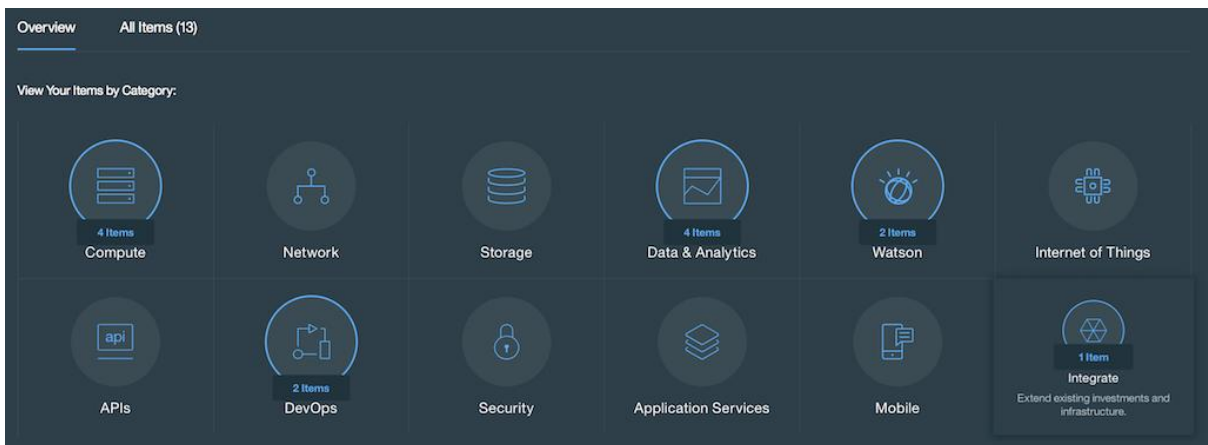
bin — mongod --dbpath ~/data/db — 169x55
$ ./mongod --dbpath ~/data/db
2016-10-04T17:01:15.895+0530 I CONTROL [initandlisten] MongoDB starting : pid=5187 port=27017 dbpath=/Users/~/data/db 64-bit host=MacBook-Pro.local
2016-10-04T17:01:15.896+0530 I CONTROL [initandlisten] db version v3.2.8
2016-10-04T17:01:15.896+0530 I CONTROL [initandlisten] git version: ed70e33130c977bda0024c125b56d159573dbaf0
2016-10-04T17:01:15.896+0530 I CONTROL [initandlisten] OpenSSL version: OpenSSL 0.9.8zh 14 Jan 2016
2016-10-04T17:01:15.896+0530 I CONTROL [initandlisten] allocator: system
2016-10-04T17:01:15.896+0530 I CONTROL [initandlisten] modules: none
2016-10-04T17:01:15.896+0530 I CONTROL [initandlisten] build environment:
2016-10-04T17:01:15.896+0530 I CONTROL [initandlisten] distarch: x86_64
2016-10-04T17:01:15.896+0530 I CONTROL [initandlisten] target_arch: x86_64
2016-10-04T17:01:15.896+0530 I CONTROL [initandlisten] options: { storage: { dbPath: "/Users/~/data/db" } }
2016-10-04T17:01:15.897+0530 I - [initandlisten] Detected data files in /Users/~/data/db created by the 'wiredTiger' storage engine, so setting the active storage engine to 'wiredTiger'.
2016-10-04T17:01:15.898+0530 I STORAGE [initandlisten] wiredtiger_open config: create,cache_size=4G,session_max=20000,eviction=(threads_max=4),config_base=false,statistics=(fast),log=(enabled=true,archive=true,path=journal,compressor=snappy),file_manager=(close_idle_time=100000),checkpoint=(wait=60,log_size=2GB),statistics_log=(wait=0)
2016-10-04T17:01:16.757+0530 I CONTROL [initandlisten]
2016-10-04T17:01:16.757+0530 I CONTROL [initandlisten] ** WARNING: soft rlimits too low. Number of files is 256, should be at least 1000
2016-10-04T17:01:16.821+0530 I NETWORK [HostnameCanonicalizationWorker] Starting hostname canonicalization worker
2016-10-04T17:01:16.821+0530 I FTDC [initandlisten] Initializing full-time diagnostic data capture with directory '/Users/~/data/db/diagnostic.data'
2016-10-04T17:01:16.825+0530 I NETWORK [initandlisten] waiting for connections on port 27017

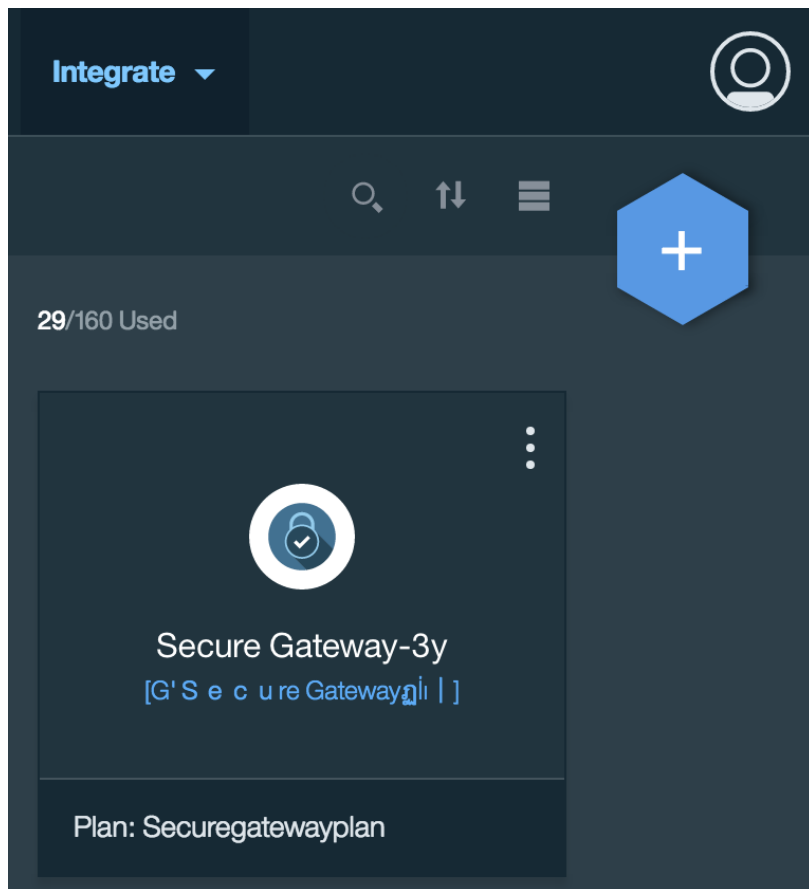
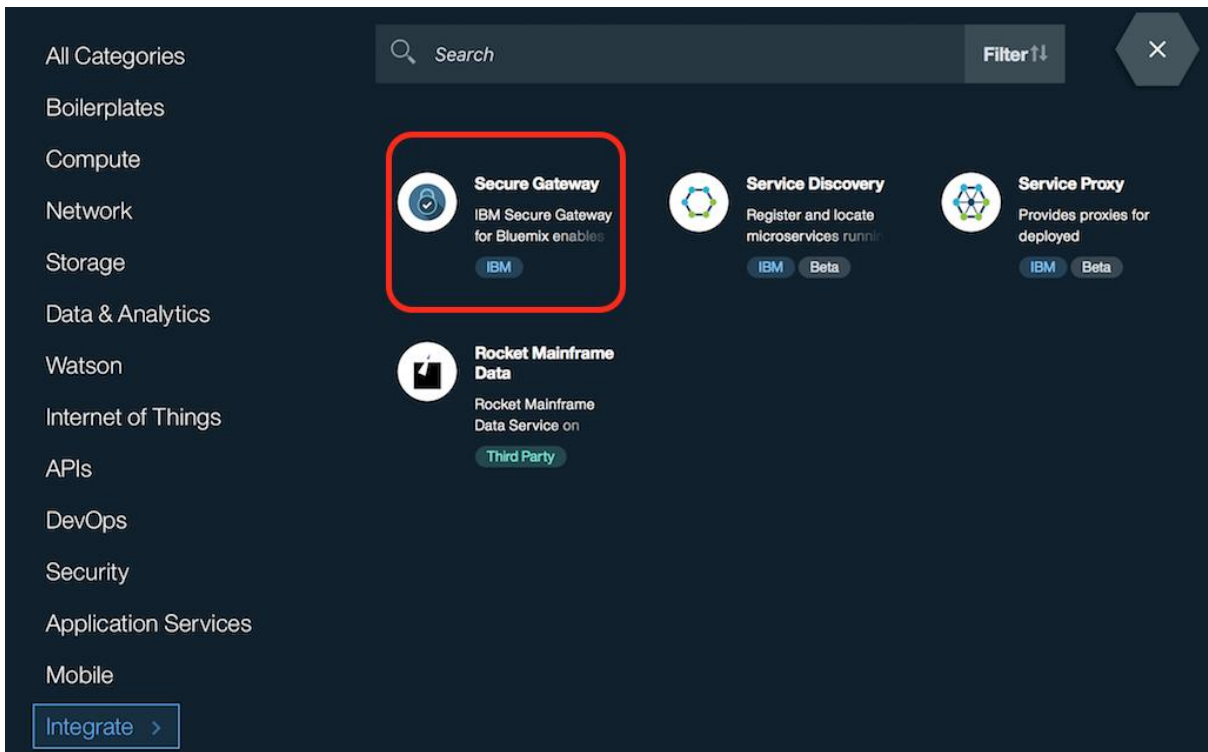
```

```

~/MacBook-Pro:bin $ ./mongo
MongoDB shell version: 3.2.8
connecting to: test
Welcome to the MongoDB shell.
For interactive help, type "help".
For more comprehensive documentation, see
  http://docs.mongodb.org/
Questions? Try the support page
  http://groups.google.com/group/mongodb-user
Server has startup warnings:
2016-08-23T18:36:57.917+0530 I CONTROL [initandlisten]
2016-08-23T18:36:57.917+0530 I CONTROL [initandlisten] ** WARNING: soft rlimits too low. Number of files is 256, should be at least 1000

```






Secure Gateway Dashboard



Current Connections

Total Inbound

Total Outbound



Add Gateway ✕

Require security token to connect clients ⓘ Token Expiration: days ⓘ

ADD GATEWAY CANCEL

Secure Gateway-3y

Status: ● Service available

Manage

Connections

Secure Gateway Dashboard




Current Connections



Total Inbound




Add Gateway


mymongo
Enabled

Destinations: **0**  

Add Destination ✕

The Cloud

On Premises Network

User/Application

Secure Gateway Server

Secure Gateway Client

Destination

Where is your resource located?

On-Premesis Cloud

[Next](#)

[Advanced Setup](#)

Add Destination ✕

The Cloud

On Premises Network

User/Application

Secure Gateway Server

Secure Gateway Client

Destination

What is the host and port of your destination?

[Previous](#) [Next](#)

[Advanced Setup](#)

[Previous](#) What protocol will the User/Application use to connect to your destination? [Next](#)

TCP

←
Previous

What kind of authentication does your destination enforce?

None

→
Next

←
Previous

If you would like to make your destination private, add IP table rules below

IP Addresses	Ports	
<input type="text" value="IP or IP Range"/>	<input type="text" value="Port or Port Range"/>	<input type="button" value="+"/>

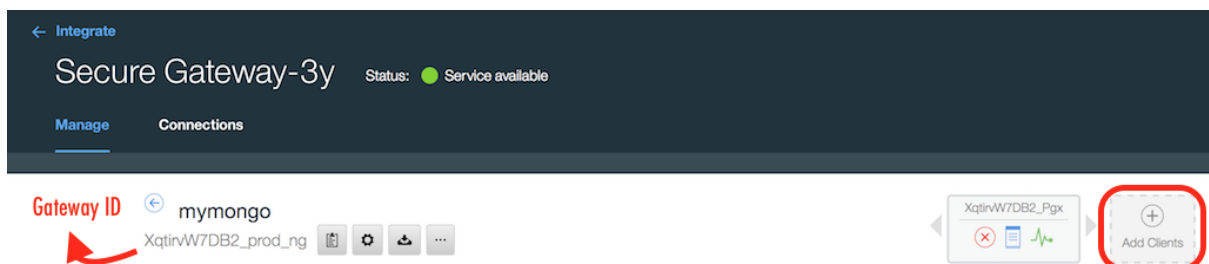
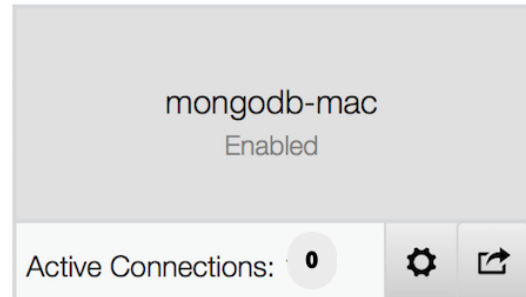
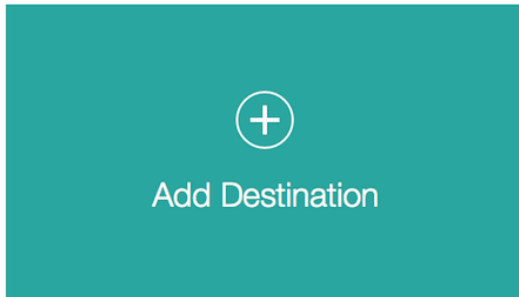
→
Next

←
Previous

What would you like to name this destination?

mongodb-mac

→
Finish



How would you like to connect this new gateway?



1 Click the download link below for your operating system

2 Locate the documentation for the installation in the Bluemix docs or the README.md file provided

3 Install the downloaded client

Gateway ID

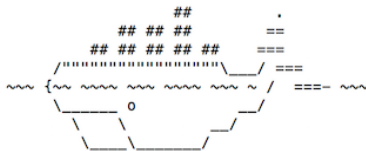
MyhE8nE6uZl_prod_ng

Software Installers

	Windows	Download	md5	12.89 MB
	Mac OSX	Download	md5	64 MB
	Ubuntu 14+	Download	md5	10.41 MB
	Ubuntu 14+ PPC	Download	md5	9.82 MB
	Ubuntu Z-Linux	Download	md5	10.11 MB
	RHEL 6+	Download	md5	15.56 MB

Docker is up and running!

To see how to connect your Docker Client to the Docker Engine running on this virtual machine, run: `/usr/local/bin/docker-machine env default`



`docker` is configured to use the `default` machine with IP `192.168.1.100`
For help getting started, check out the docs at <https://docs.docker.com>

```
[j...@MacBook-Pro:~]$ docker pull ibmcom/secure-gateway-client
Using default tag: latest
latest: Pulling from ibmcom/secure-gateway-client
6fd1c5075c0a: Pull complete
5ab429cc7c71: Pull complete
be3a4724bdfd: Pull complete
998426d0362f: Pull complete
a3ed95caeb02: Pull complete
Digest: sha256:2d2f097ec89c35e41f37739572c0b61ff7186bde6c80993320733ab2e62eb044
Status: Downloaded newer image for ibmcom/secure-gateway-client:latest
```

```

-MacBook-Pro:user-folder $ docker run -it ibmcom/secure-gateway-client XqtirvW7DB2_prod_ng
IBM Bluemix Secure Gateway Client Version 1.5.1
*****
You are running the IBM Secure Gateway Client for Bluemix. When you enter the provided docker
command the IBM Secure Gateway Client for Bluemix automatically downloads as a Docker image and
is executed on your system/device. This is released under an IBM license. The license agreement
for IBM Secure Gateway Client for Bluemix is available at the following location:

http://www.ibm.com/software/sla/sldb.nsf/lillookup/986C7686F22D4D3585257E13004EA6CB?OpenDocument


Your use of the components of the package and dependencies constitutes your acceptance of this
license agreement. If you do not want to accept the license, immediately quit the container by
closing the terminal window or by entering 'quit' followed by the ENTER key. Then, delete any
pulled Docker image from your device.

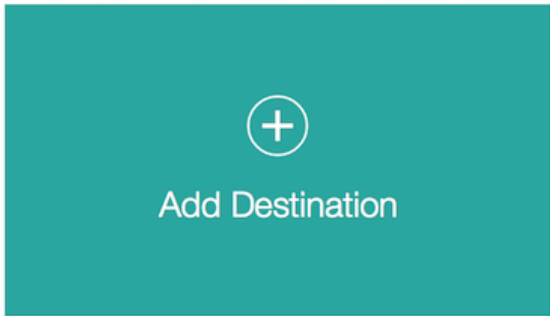
For client documentation, please view the ReadMe located at:
.rpm and .deb installers: /opt/ibm/securegateway/docs/
.dmg installer: <installation location>/ibm/securegateway/docs/
.exe installer: <installation location>\Secure Gateway Client\ibm\securegateway\docs\
*****

<press enter for the command line>
[2016-08-24 02:02:19.747] [INFO] (Client ID 1) No password provided. The UI will not require a password for access
[2016-08-24 02:02:19.782] [WARN] (Client ID 1) UI Server started. The UI is not currently password protected
[2016-08-24 02:02:19.783] [INFO] (Client ID 1) Visit localhost:9003/dashboard to view the UI.
[2016-08-24 02:02:20.062] [INFO] (Client ID 10) Setting log level to INFO
[2016-08-24 02:02:22.872] [INFO] (Client ID 10) The Secure Gateway tunnel is connected
[2016-08-24 02:02:23.497] [INFO] (Client ID XqtirvW7DB2_Pgx) Your Client ID is XqtirvW7DB2_Pgx
XqtirvW7DB2_Pgx>

```

[XqtirvW7DB2_Pgx> acl allow 9.1.147:27017





mongodb-mac
Enabled

Active Connections: 14

mymongo
XqtirvW7DB2_prod_ng

14 Current Connections

mongodb-mac
Enabled

Active Connections: 14

mongodb-mac details

Destination ID
XqtirvW7DB2_zUF

Cloud Host : Port
cap-sg-prd-...ibmcloud.com:15639

Resource Host : Port
9...147:27017

Created by
... at 23 August 2016 at 6:44:42 PM IST

Last modified by
... at 24 August 2016 at 7:28:57 PM IST

Security
Protocol: TCP

EDIT **DISABLE** **DELETE**

Edit mongodb out node

Cancel

Done

Service

External service

Server

mydb

Collection

translatedtweets

Operation

insert

Only store msg.payload object ?

Name

Store in on premise MongoDB

mongodb out > Edit mongodb node

Delete

Cancel

Update

Host

cap-sg-prd-[REDACTED].ib

Port

1563

Database

mydb

Name

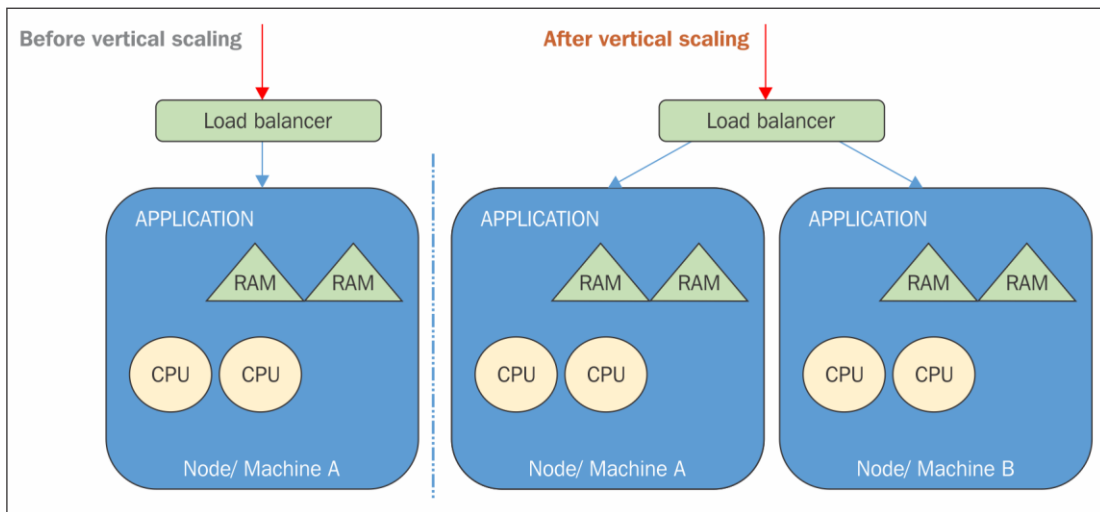
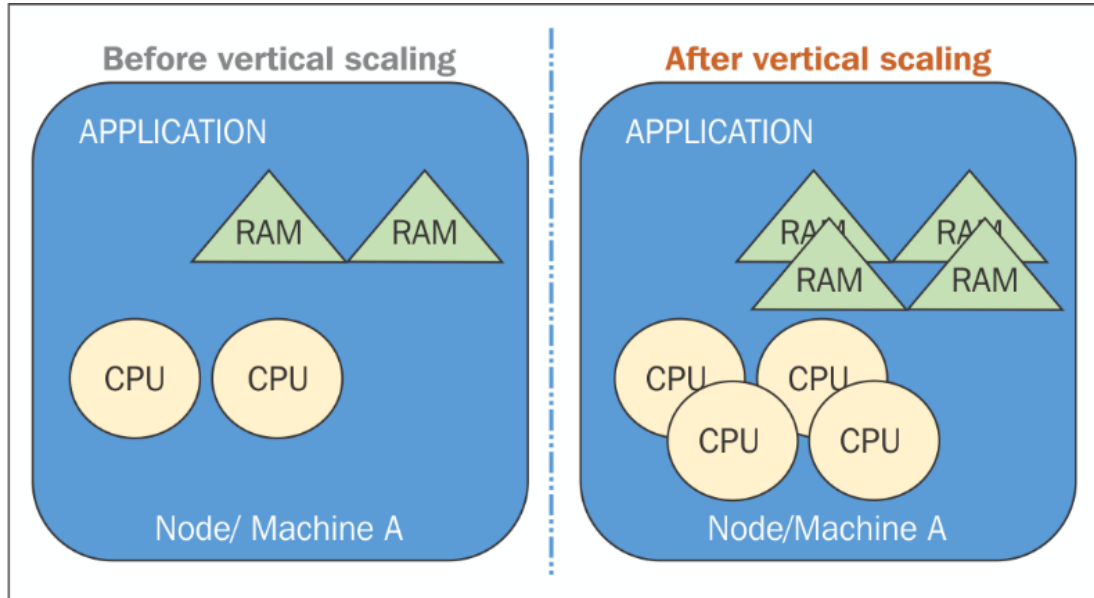
mydb

Username


Password

```
> use mydb
switched to db mydb
> db.translatedtweets.find()
{ "_id" : ObjectId("57bd44dd8d25fb91063b8212"), "name" : "Tweets" }
{ "_id" : ObjectId("57bd546c85ce5c001d1bf58c"), "payload" : "@abhijeetsinger RT: चाइ पे अब् भी चर्चा #Balochistan Ki .. बुल्क भारत की बुल्क खान @narendramodi @AmitShah https://t.co/6uZiy1J4sE" }
{ "_id" : ObjectId("57bd546e85ce5c001d1bf58d"), "payload" : "@rambabu_14 RT: Le chef sarcasmes RSS @SmritiIrani? @narendramodi @rambabu_14 https://t.co/CAVKfwDXJ0" }
{ "_id" : ObjectId("57bd547885ce5c001d1bf58e"), "payload" : "M @narendramodi pas bien. Ma tête est aching" }
{ "_id" : ObjectId("57bd547885ce5c001d1bf58f"), "payload" : "@gJan_G RE: @anand_tulip \n@narendramodi + @Swamy39 peut être une combinaison redoutable contre anti-ressortissants." }
{ "_id" : ObjectId("57bd547185ce5c001d1bf590"), "payload" : "Comme l'Inde un grand 2, nous avons connu de pays sans particules. \nNous avons très volontiers cadeau vous notre PM. \n U aura 2. https://t.co/Gfbjc7nGIN" }
{ "_id" : ObjectId("57bd547185ce5c001d1bf591"), "payload" : "@rambabu_14 RT: Son altesse accuse maintenant Rajya Sabha pour les échecs de son gouvernement. @narendramodi https://t.co/cbESB3yr7" }
{ "_id" : ObjectId("57bd547185ce5c001d1bf592"), "payload" : "@dharid2002 RT: la justice #Accord pour ingénieurs ORR. https://t.co/4Z1fuv20yl" }
{ "_id" : ObjectId("57bd547485ce5c001d1bf593"), "payload" : "RT @keshwani_hitesh: @coachveeindia @nikitadas27 @TajPalaceNewDel @narendramodi @IndependenceDay de présélection u tous un Très Joyeux ... Jour de l'Indépendance" }
{ "_id" : ObjectId("57bd547485ce5c001d1bf594"), "payload" : "@rambabu_14 RT: Pure awesomenessI @narendramodi @rambabu_14 https://t.co/rXN0WC19ys" }
{ "_id" : ObjectId("57bd547585ce5c001d1bf595"), "payload" : "@globalshyamui @ParentsDpsfbd @PMOIndia @narendramodi @mlkhattar @shreyarctOI https://t.co/ii5mPM7QB1" }
{ "_id" : ObjectId("57bd547785ce5c001d1bf596"), "payload" : "@ashupate197 RT: Prenez à gauche de ce coin. Il existe peu d'autres nations pour votre cirque. @narendramodi @ashupatel 97 https://t.co/2d00ypGj" }
{ "_id" : ObjectId("57bd547d85ce5c001d1bf597"), "payload" : "@PMOIndia @narendramodi स्स में बैक गया था #mudrayojna के तहत लेन के बारे में जनने के लिए पर उन्हें ने बोल कि मुद्रा योजना बंद हो गया है" }
{ "_id" : ObjectId("57bd547d85ce5c001d1bf598"), "payload" : "RT @soniabhbhri: @globalshyamui @ParentsDpsfbd @PMOIndia @narendramodi @mlkhattar @shreyarctOI https://t.co/ii5mPM7QB1" }
{ "_id" : ObjectId("57bd547e85ce5c001d1bf599"), "payload" : "@narendramodi Inde veutent changer mais u ne fonctionnent pas" }
{ "_id" : ObjectId("57bd548285ce5c001d1bf59a"), "payload" : "@myvotetoday RT: CM du plus grand Etat @INCIndia fatigué qu'il a réussi 62M personnes mais @narendramodi fonctionne 19x36 S comme il gère seulement 126M https ..." }
{ "_id" : ObjectId("57bd548485ce5c001d1bf59b"), "payload" : "@gary_1980 In RT: impératif de connaître les suggestions faites par Gouv't @narendramodi dans les nominations judiciaires C dP11/RdP1, leur idée est d'institutions ..." }
{ "_id" : ObjectId("57bd548585ce5c001d1bf59c"), "payload" : "@m_k100 RT: @narendramodi @Dev_Fadnavis Chaque Dieu est Indien craignant mais peu sont craignant droit & très peu sont t karma craignant ." }
{ "_id" : ObjectId("57bd548685ce5c001d1bf59d"), "payload" : "https://t.co/37R0V6wM6q @narendramodi c'est lorsque vous devez déclarer fièrement bachao beti ! Une femme contre la mafi a ensemble ! @paugyan" }
{ "_id" : ObjectId("57bd548785ce5c001d1bf59e"), "payload" : "@realaapian RT: @PMOIndia Twitter gâché: Si Gouv't être tenu responsable de l'effacement des données? @narendramodi @realaapian https://t.co/ewTXK ..." }
Type "it" for more
>
```



Chapter 5: Scaling Applications in Bluemix



Welcome,

[Get started now!](#) 


Overview All Items (0)




All Categories















All items from all categories.

All Categories

Filter 







- Boilerplates
- Compute
- Network
- Storage
- Data & Analytics
- Watson
- Internet of Things
- APIs
- DevOps
- Security
- Application Services >
- Mobile
- Integrate

<div style="text-align: center;">  <p>Blockchain</p> <p>Utilize IBM's Blockchain Technology within Bluemix</p> <p>IBM Beta</p> </div>	<div style="text-align: center;">  <p>Business Rules</p> <p>Enables developers to spend less time recoding and testing when the business</p> <p>IBM</p> </div>	<div style="text-align: center;">  <p>Data Cache</p> <p>Improve the performance and user experience of web applications by retri</p> <p>IBM</p> </div>
<div style="text-align: center;">  <p>Message Hub</p> <p>IBM Message Hub is a scalable, distributed, high throughput message bus to unlik</p> <p>IBM</p> </div>	<div style="text-align: center;">  <p>MQ Light</p> <p>Develop responsive, scalable applications with a fully-managed messaging provi</p> <p>IBM</p> </div>	<div style="text-align: center;">  <p>Session Cache</p> <p>Improve application resiliency by storing session state information across many</p> <p>IBM</p> </div>
<div style="text-align: center;">  <p>WebSphere Application Server</p> <p>Allows you to quickly get up and running on a pre-configured WebSphere Applicat</p> <p>IBM</p> </div>	<div style="text-align: center;">  <p>Workflow</p> <p>Workflow for Bluemix makes it easy for you to create workflows that orchestrate an</p> <p>IBM</p> </div>	<div style="text-align: center;">  <p>Workload Scheduler</p> <p>Automate your tasks to run one time or on recurring schedules. Far beyond Cron</p> <p>IBM</p> </div>
<div style="text-align: center;">  <p>CloudAMQP</p> <p>Managed HA RabbitMQ servers in the cloud</p> <p>Third Party</p> </div>	<div style="text-align: center;">  <p>Reappt from Push Stage</p> <p>Real Time Data Distribution Service</p> <p>Third Party</p> </div>	<div style="text-align: center;">  <p>GitHub Repo</p> <p>Provides read and write access to a GitHub repository.</p> <p>Community</p> </div>
<div style="text-align: center;">  <p>Test Node V2 Service Broker Display Name</p> <p>Test Node V2 Service Broker Description</p> <p>Community</p> </div>	<div style="text-align: center;">  <p>yj0719GitHub</p> <p>Provides read and write access to a GitHub repository.</p> <p>Community</p> </div>	


Cloud Foundry Applications

OpenWhisk Containers Virtual Servers



[Get started now!](#)



Cloud Foundry Applications

Deploy app-centric runtime environments based on Cloud Foundry.

Boilerplates



Conversational Agent: Movie Assistant

A sample Watson Developer Cloud application that highlights the

IBM



Internet of Things Platform Starter

Get started with IBM Watson IoT platform using the Node-RED Node.js sample

IBM



IoT for Electronics Starter

IoT for Electronics is a integrated end-to-end solution (made of multiple services)

IBM



Java Cloudant Web Starter

Use the Cloudant NoSQL DB service with the 'Liberty for Java™' runtime.

IBM



Java Workload Scheduler Web Starter

This application demonstrates how to use the Workload Scheduler service, with

IBM



LoopBack Starter

This is a sample StrongLoop LoopBack Node.js application, powered by the

IBM



MobileFirst Services Starter

Start building your next mobile app with mobile services on Bluemix.

IBM



Node.js Cloudant DB Web Starter

Use the Cloudant NoSQL DB service with the 'SDK for Node.js™' runtime.

IBM



Personality Insights Java Web Starter

A simple Java app that uses the Personality Insights service to analyze

IBM



Personality Insights Node.js Web Starter

A simple Node.js app that uses Personality Insights to analyze text to

IBM



StrongLoop Arc

This application is the StrongLoop Arc graphical UI, which includes tools for

IBM



ASP.NET Core Cloudant Starter

Use the Cloudant NoSQL DB Service in an ASP.NET Core application.

Community Beta



Mendix Rapid Apps

Model driven rapid app platform that allow users to build, integrate and deploy

Community



Node-RED Starter

This application demonstrates how to run the Node-RED open-source project with

Community Beta



Python Flask

A simple Python Flask application that will get you up and running quickly.

Community



Ruby Sinatra

Develop a Ruby web application using the Sinatra framework



Vaadin Rich Web Starter

This application demonstrates how to use the Vaadin UI Framework to build rich

Create a Cloud Foundry Application

1 Get Started 2 Configure App



Java Cloudant Web Starter

Use the Cloudant NoSQL DB service with the 'Liberty for Java™' runtime.

IBM

[View Docs](#)

VERSION 1.0
TYPE Boilerplate
REGION US South

App name:

scalingdemo-b05307

Host name:

scalingdemo-b05307

Domain:

mybluemix.net

Selected Plan:

Liberty for Java™

Default

Cloudant NoSQL DB

Shared



All Categories Filter

- Boilerplates
- Compute
- Network
- Storage
- Data & Analytics
- Watson
- Internet of Things
- APIs
- DevOps**
- Security
- Application Services
- Mobile
- Integrate

Active Deploy

Update your running apps with zero downtime, or quickly revert to your original version.

IBM Beta

Auto-Scaling

Automatically increase or decrease the number of application instances based on a policy you define.

IBM

Delivery Pipeline

Use IBM DevOps Services to automate builds and deployments, test execution, configure build...

IBM

Globalization Pipeline

Manage the translation of your cloud and mobile applications using IBM Globalization Pipeline.

IBM

Globalization Pipeline BETA

Quickly translate your web or mobile application UI into a selection of target languages.

IBM Beta

IBM Alert Notification

Never miss critical alerts. Notify the right people immediately. Speed up response with automa...

IBM

Monitoring and Analytics

Gain the visibility and control you need over your application. Determine the response time your...

IBM

Track & Plan

Use IBM DevOps Services to create stories, tasks, and defects to describe and track project work...

IBM

BlazeMeter

Performance Testing Platform

Third Party

jKool

jKool provides real-time and historical visualization and analytics as a service for your applications.

Third Party

Load Impact

Performance and load testing for DevOps

Third Party

New Relic

Manage and monitor your apps

Third Party

BlazeMeter

BlazeMeter is a self-service, web and mobile load testing platform (PaaS) providing developers an enterprise grade, out-of-the-box load testing solution that's 100% compatible with Apache JMeter™. Start testing in under five minutes.

[Third Party](#)

[View Docs](#)

AUTHOR [BlazeMeter](#)
 PUBLISHED 07/01/2016
 TYPE Service

Service name:

Pricing Plans

Monthly prices shown are for country or region: [India](#)

Plan	Features	Pricing
✓ Free	Up to 50 concurrent users per test Test Duration is 20 Minutes Up to 10 tests per month 1 Shared Load Generator	Free
Free		

[Terms](#)

This is a third-party service. You can obtain it under the terms of use agreement with the third party.

Need Help? [Contact Bluemix Sales](#) | Estimate Monthly Cost [Cost Calculator](#) | [Create](#)

← DevOps

BlazeMeter-v9



Manage

Connections

OPEN **BLAZEMETER** DASHBOARD 



Hey Space!

Let's get you started by creating and running a quick, low scale test. Please enter the URL you wish to test:

Choose the number of concurrent users:

20

Start the test

[Switch to Jmeter test](#)

Skip wizard >



Select a test type

This test will be created in project: [Unsorted Tests](#)

URL Test

Basic test - just enter a URL to query

JMeter Test

Leverage the power of JMeter by uploading a JMX file

WebDriver Test

Real browser testing using the WebDriver plugin for JMeter

Taurus New

BlazeMeter Taurus configuration format to set up the test

Multi Test Upgrade

Combine any number of tests into a single multi-location configuration


The screenshot shows the BlazeMeter web interface for configuring a test. The top navigation bar includes 'BlazeMeter', 'Projects', 'Tests', 'Reports', 'OPLs', 'Create Test', 'Start Collaborating', and 'Personal Tests'. The main content area is titled 'Http Urls Test' and is divided into two panels.

Left Panel: Http Urls Test

- Section: ENTER URLS AND LABELS:
- Table with columns: Label, URL, Method, Actions.
- Row 1: 'access app', 'https://scalingdemo-b0530...', 'GET', and a close icon.
- Buttons: 'Add Url' and '+'. A 'Save' button is located at the top right of the main content area.
- List of integrations: Thresholds, Hosts Override, Network Emulation, CloudWatch, New Relic APM, New Relic Insights, DynaTrace APM, AppDynamics APM.
- Checkbox: SEND EMAIL ON REPORT END





Right Panel: Load Scenario Properties


- Use Sandbox Mode - free low-scale test for debugging purposes
- Location: US Central (Iowa) - Google Compute Engine
- Number of Concurrent Users and Load Scenario: *Click a slider's value to edit
- Users: 34
- Engines: 0
- Threads: 50
- Limit RPS: 1
- Rampup (s): 300
- Iterations: ∞

 scalingdemo-b05307 Status: ● Your app is running

Getting Started Overview Runtime Connections Logs Monitoring





Runtime


 BUILDPACK Liberty for Java™	 INSTANCES All instances are running Health is 100%	 MBS PER INSTANCE	 TOTAL MB ALLOCATION 28160 MBs still available
--	--	---	--

 scalingdemo-b05307 Status: ● Your app is running

Getting Started Overview Runtime Connections Logs Monitoring


Runtime

 BUILDPACK Liberty for Java™	 INSTANCES <input type="button" value="Save"/> <input type="button" value="Reset"/>	 MBS PER INSTANCE	 TOTAL MB ALLOCATION 27648 MBs still available
--	---	---	--


scalingdemo-b05307
Status: ● Your app is running

[Getting Started](#)
[Overview](#)
[Runtime](#)
[Connections](#)
[Logs](#)
[Monitoring](#)

Runtime



BUILDPACK
Liberty for Java™

-
2
+

INSTANCES
All instances are running
Health is 100%


-
256
+

MBS PER INSTANCE

-
512
+

TOTAL MB ALLOCATION
28160 MBs still available

Runtime



BUILDPACK
Liberty for Java™

-
2
+

INSTANCES
All instances are running
Health is 100%

-
256
+

MBS PER INSTANCE

-
512
+

TOTAL MB ALLOCATION
28160 MBs still available

Activity Log

✓ updated scalingdemo-b05307 app

- instances to 2
- memory to 256 MB

18 July 2016 7:58:25 PM IST |

✓ updated scalingdemo-b05307 app

- instances to 2
- memory to 256 MB

18 July 2016 7:58:23 PM IST |

All Categories

Search

Filter

Boilerplates

Compute

Network

Storage

Data & Analytics

Watson

Internet of Things

APIs

DevOps >

Security

Application Services

Mobile

Integrate

Auto-Scaling

Automatically increase or decrease the number of application instances based on...

IBM

Active Deploy

Update your running apps with zero downtime, or quickly revert to your original...

IBM Beta

Globalization Pipeline

Manage the translation of your cloud and mobile applications using IBM Globalization...

IBM

Globalization Pipeline BETA

Quickly translate your web or mobile application UI into a selection of target...

IBM Beta

IBM Alert Notification

Never miss critical alerts. Notify the right people immediately. Speed up response...

IBM

Monitoring and Analytics

Gain the visibility and control you need over your application. Determine the response...

IBM

Track & Plan

Use IBM DevOps Services to create stories, tasks, and defects to describe and track...

IBM

BlazeMeter

Performance Testing Platform

Third Party

JKool

JKool provides real-time and historical visualization and analytics as a service...

Third Party

Load Impact

Performance and load testing for DevOps

Third Party

New Relic

Manage and monitor your apps

Third Party

Auto-Scaling ✕

The Auto-Scaling for Bluemix service enables you to automatically increase or decrease the compute capacity of your application. The number of application instances are adjusted dynamically based on the Auto-Scaling policy you define.

IBM

Connect to:
 Leave unbound

[View Docs](#)

AUTHOR IBM
 PUBLISHED 07/12/2016
 TYPE Service
 LOCATION US-South

Features

- Dynamic scaling**
Automatically add or remove resources to match the current workload.
- Metric statistics**
Visualize the current and historical values of performance metrics.
- Custom scaling policy**
Define policy on metrics of interest.
- Scaling history**
Query the scaling activities based on status, time and type.

Pricing Plans

Monthly prices shown are for country or region: [India](#)

Plan	Features	Pricing
✓ free		Free

This is the free service plan for the Auto-Scaling service.

[Terms](#)

Need Help? [Contact Bluemix Sales](#) Estimate Monthly Cost [Cost Calculator](#) [Create](#)

[← DevOps](#)

Auto-Scaling-v2

Manage **Connections**

Applications that are bound to this Service:

There is no application bound to the Auto-Scaling Service.

Please bind an application to this service first.



scalingdemo-b05307

Status: ● Your app is running

View App

Getting Started

Overview

Runtime

Connections

Logs

Monitoring



Connect Existing

Connect New



scalingdemo-b05307-...

Cloudant NoSQL DB

Shared

View Credentials

[Docs](#)

Connect Existing Service




Services



Auto-Scaling-v2
IBM

Connect **Auto-Scaling-v2** to **scalingdemo-b05307**?


Connect

 scalingdemo-b05307
Status: ● Your app is running

[View App](#) ▼ ↺ ⏸ ⋮


Connections ▼

☰ [Connect Existing](#) [Connect New](#)



Auto-Scaling-v2
Auto-Scaling
free

[View Credentials](#) [Docs](#)



scalingdemo-b05307-...
Cloudant NoSQL DB
Shared


[View Credentials](#) [Docs](#)

← scalingdemo-b05307

Auto-Scaling-v2

[Manage](#) [Connections](#)

[Policy Configuration](#) [Metric Statistics](#) [Scaling History](#)


No policy is defined for this application.

[CREATE AUTO-SCALING POLICY](#)

◀ Back | Edit Auto-Scaling Policy

Default Instance Limits

Minimum Instance Count

Maximum Instance Count

Scaling Rule(s)

▼ Rule 1
Add 1 instance(s) if average Response Time exceeds 40ms for 600 seconds.
Remove 1 instance(s) if average Response Time is below 25ms for 600 seconds.

Metric Type: ResponseTime

Scale Out: If average Response Time exceeds 40 ms then increase 1 instance(s) .

Scale In: If average Response Time is below 25 ms then decrease 1 instance(s) .

▼ Advanced Configurations

Statistic Window: <input type="text" value="300"/> seconds (30-1800)	Breach Duration: <input type="text" value="600"/> seconds (30-36000)
Cooldown period for scaling out: <input type="text" value="600"/> seconds (30-3600)	Cooldown period for scaling in: <input type="text" value="600"/> seconds (30-3600)

ADD A RULE

► Schedule(s)

There are unsaved changes.

SAVE **RESET**

Auto-Scaling-v2

[Manage](#) [Connections](#)

Select application:

[← Back](#)

Policy Configuration

Metric Statistics

Scaling History

Select Application Instance:

Note: The time axis is displayed in your local timezone.

Memory

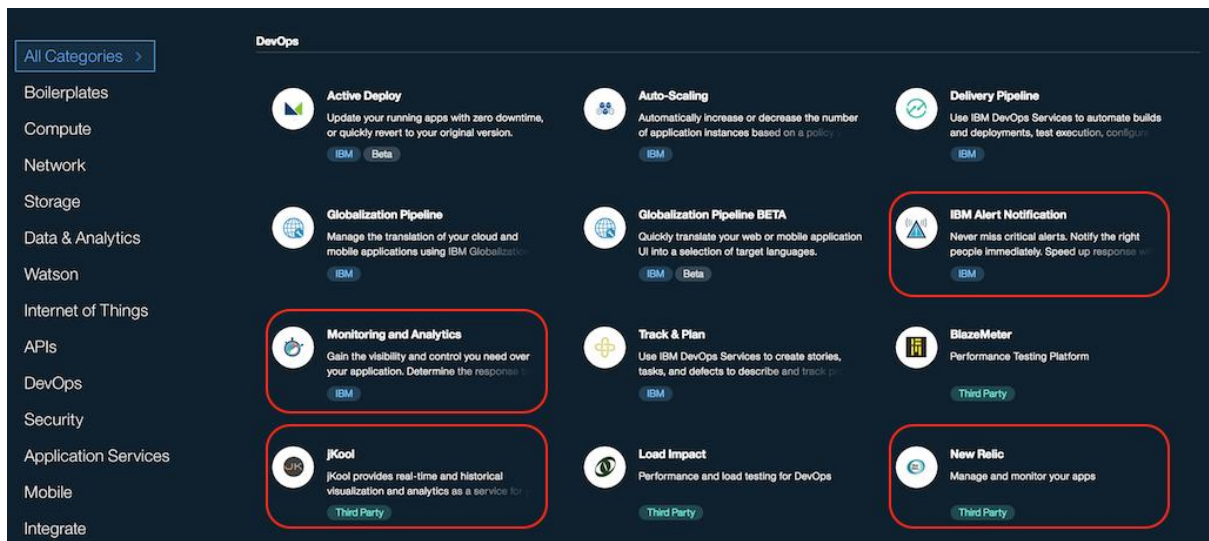
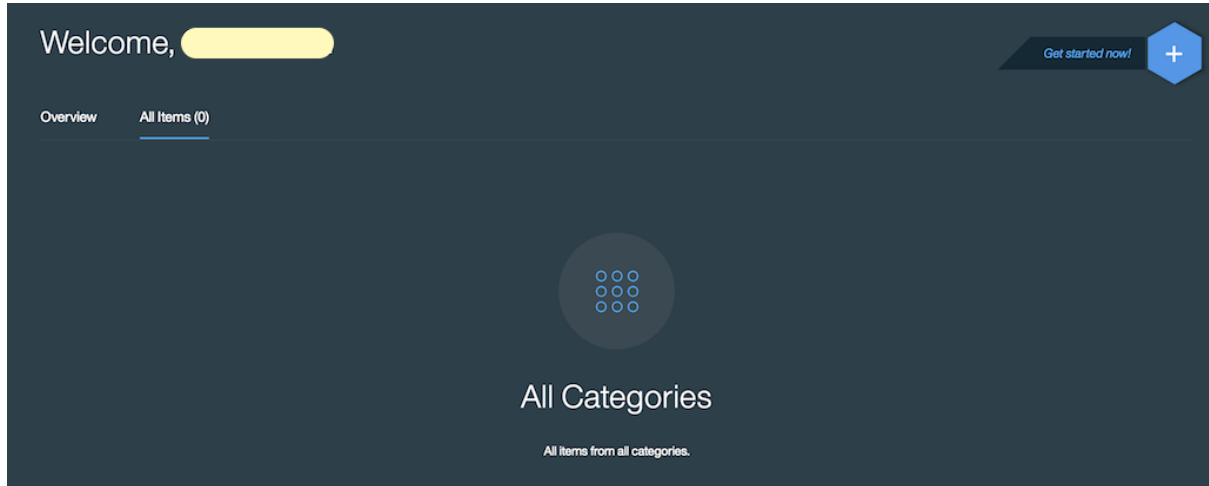


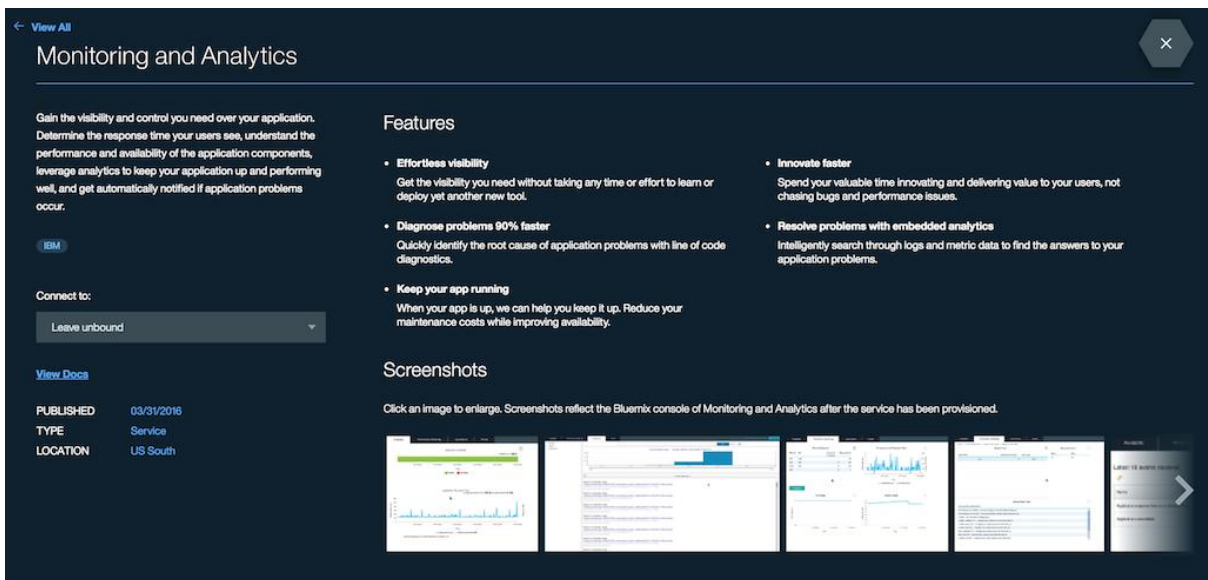
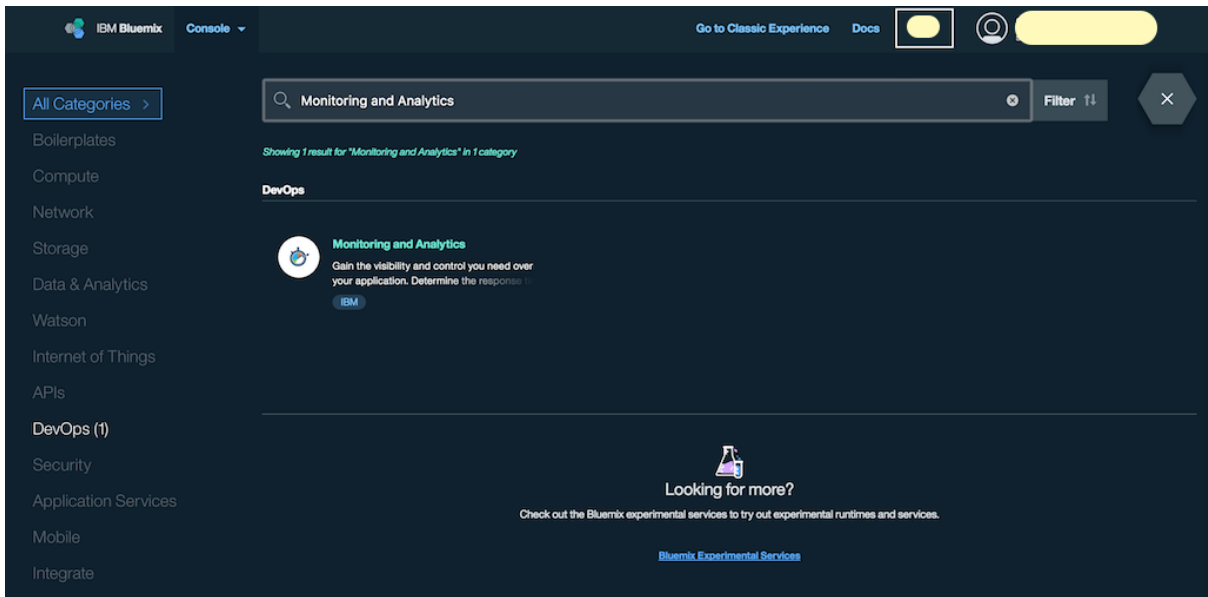
Memory (Last 30 minutes)

Max Memory: 128MB



Chapter 6: Monitoring and Management in Bluemix





Pricing Plans

Monthly prices shown are for country or region: [India](#)

Plan	Features	Pricing
✓ Free	Health and Availability of your applications. Performance Monitoring of your application runtimes. Log Analytics to quickly find errors in your application logs. Alerting and Notification support to send you events if application problems occur.	Free
Performance Monitoring and Log Analytics are only available for Liberty Java and Node.js applications		
Diagnostics	Health and Availability of your applications. Performance Monitoring of your application runtimes. Log Analytics to quickly find errors in your application logs. Alerting and Notification support to send you events if application problems occur. Enhanced Performance Monitoring including slowest web modules and database connection information. Deep Dive Diagnostics to find the root cause line of code.	₹1.8113 INR/Application Instance-Hour

[Terms](#)

Create

← All Categories

Monitoring and Analytics-hs

Manage **Connections**



Your monitoring and analytics service is not bound to any application.
Please bind the service to applications you want to monitor.

[Cloud Foundry Applications](#) OpenWhisk Containers Virtual Servers

Search, Sort, Menu icons



Get started now!



Cloud Foundry Applications

Deploy app-centric runtime environments based on Cloud Foundry.

Boilerplates



Conversational Agent: Movie Assistant

A sample Watson Developer Cloud application that highlights the

IBM



Internet of Things Platform Starter

Get started with IBM Watson IoT platform using the Node-RED Node

IBM



IoT for Electronics Starter

IoT for Electronics is a integrated end-to-end solution (made of multiple

IBM



Java Cloudant Web Starter

Use the Cloudant NoSQL DB service with the 'Liberty for Java™' runtime.

IBM



Java Workload Scheduler Web Starter

This application demonstrates how to use the Workload Scheduler service.

IBM



LoopBack Starter

This is a sample StrongLoop LoopBack Node.js application.

IBM



MobileFirst Services Starter

Start building your next mobile app with mobile services on Bluemix.

IBM



Node.js Cloudant DB Web Starter

Use the Cloudant NoSQL DB service with the 'SDK for Node.js™' runtime.

IBM



Personality Insights Java Web Starter

A simple Java app that uses the Personality Insights service to analyze

IBM



Personality Insights Node.js Web Starter

A simple Node.js app that uses Personality Insights to analyze text

IBM



StrongLoop Arc

This application is the StrongLoop Arc graphical UI, which includes tools for

IBM



ASP.NET Core Cloudant Starter

Use the Cloudant NoSQL DB Service in an ASP.NET Core application.

Community

Beta



Mendix Rapid Apps

Model driven rapid app platform that allow users to build, integrate and

Community



Node-RED Starter

This application demonstrates how to run the Node-RED open-source

Community

Beta



Python Flask

A simple Python Flask application that will get you up and running quickly.

Community



Ruby Sinatra

Develop a Ruby web application using



Vaadin Rich Web Starter

This application demonstrates how to

← View All

Create a Cloud Foundry Application

1 Get Started 2 Configure App

×

Java Cloudant Web Starter

Use the Cloudant NoSQL DB service with the 'Liberty for Java™' runtime.

IBM

[View Docs](#)

VERSION 1.0
TYPE Boilerplate
REGION US South

App name:

mnademo-b05307

Host name:

mnademo-b05307

Domain:

mybluemix.net

Selected Plan:

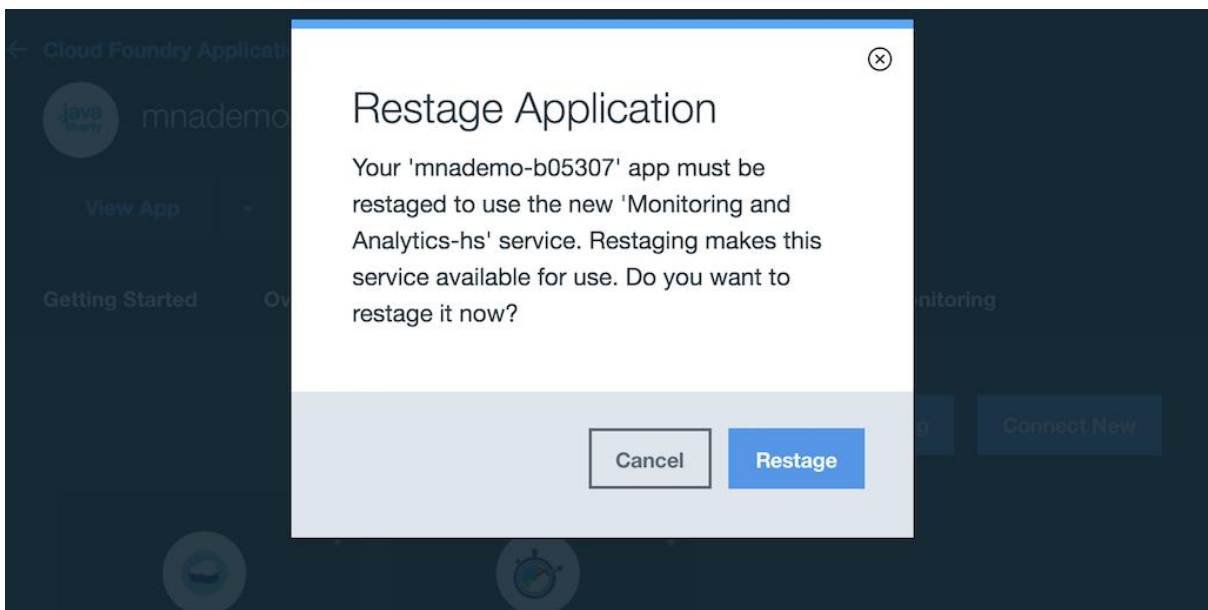
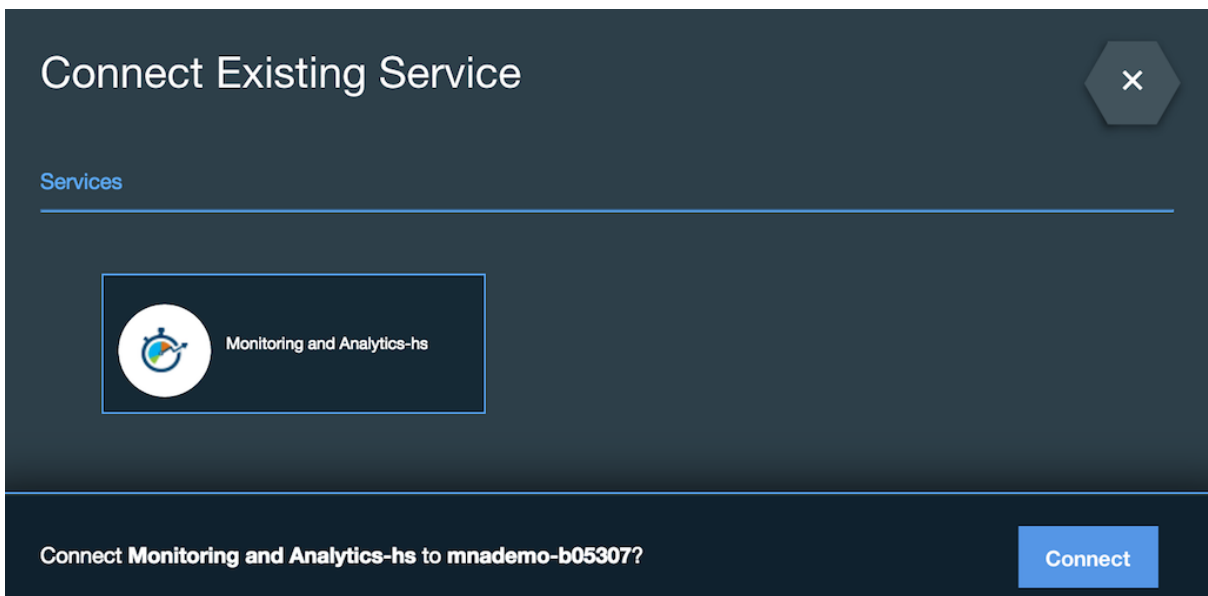
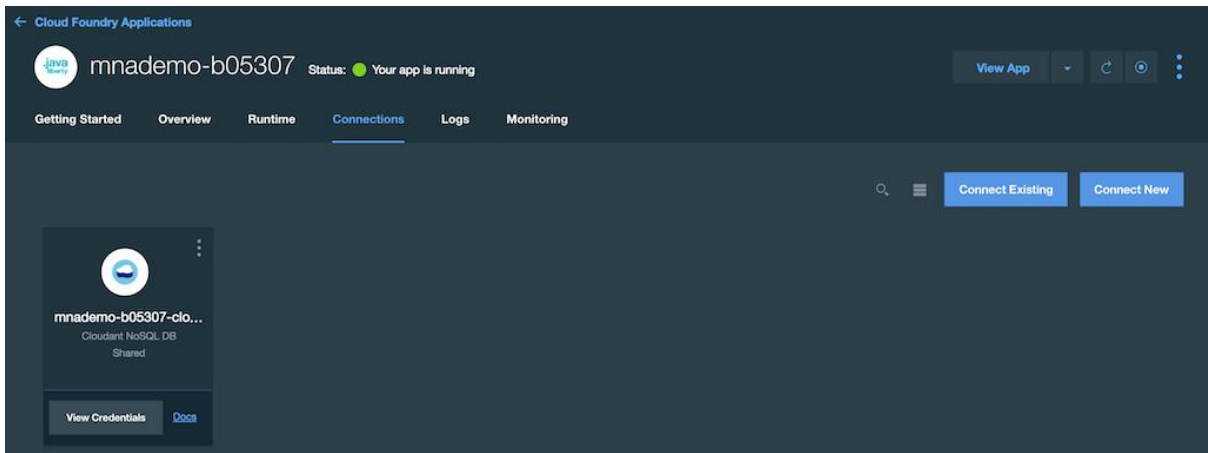
Liberty for Java™

Default





Cloudant NoSQL DB

Shared








← Cloud Foundry Applications

 mnademo-b05307 Status: ● Your app is running [View App](#)   


Getting Started Overview Runtime **Connections** Logs Monitoring

  [Connect Existing](#) [Connect New](#)




mnademo-b05307-clo...
Cloudant NoSQL DB
Shared

[View Credentials](#) [Docs](#)




Monitoring and Analyti...
Monitoring and Analytics
Free

[View Credentials](#) [Docs](#)

Monitoring and Analytics-wa Status: ● Service available 

[Manage](#) [Connections](#)

Availability Performance Monitoring Log Analysis **Events** [Get code level visibility with Diagnostics plan](#) [Learn More](#)

Latest 10 events received  [Configure events policy](#) [Configure notification](#)

Name	Status	Severity	Opened	Closed	Display item	Description	Category
No items to display							

Monitoring and Analytics-hs



Manage

Availability

Performance Monitoring

Log Analysis

Events

Event policy configuration

Application name: mnademo-b05307
Application type: Liberty

Availability events

- Application unavailable
The application's URL is unavailable. Enabled
- Application response time is slow
The application's URL response time is greater or equal to 3000 milliseconds. Enabled

Next

Cancel

Monitoring and Analytics-hs

Manage

Availability

Performance Monitoring

Log Analysis

Events

Event policy configuration

Application name: mnademo-b05307
Application type: Liberty

Performance events

- Servlets or JSPs in error**
One or more JSP are in error, the request completion percentage is not 100. Enabled
- WebSphere Application Server is disconnected**
The status of the monitored application is 0. Enabled
- WebSphere application server response time high**
The request average response time is greater than 2000 milliseconds. Enabled

Back

Done

Cancel

Monitoring and Analytics-hs

Manage

Connections

Availability

Performance Monitoring

Log Analysis

Events

Learn More

Get code level visibility with Diagnostics plan

Latest 10 events received

- Configure events policy
- Configure notification

Name	Status	Severity	Opened	Closed	Display item	Description	Category
No items to display							

Monitoring and Analytics-hs

Manage Connections

Availability Performance Monitoring Log Analysis Events [Learn More](#)

Get code level visibility with [Diagnostics plan](#)

Notification configuration

Specify the recipient(s) who will receive emails when your application alarms occur. This notification setting applies to all monitored applications in the current space.

Email alerts to these recipients:

Done Cancel

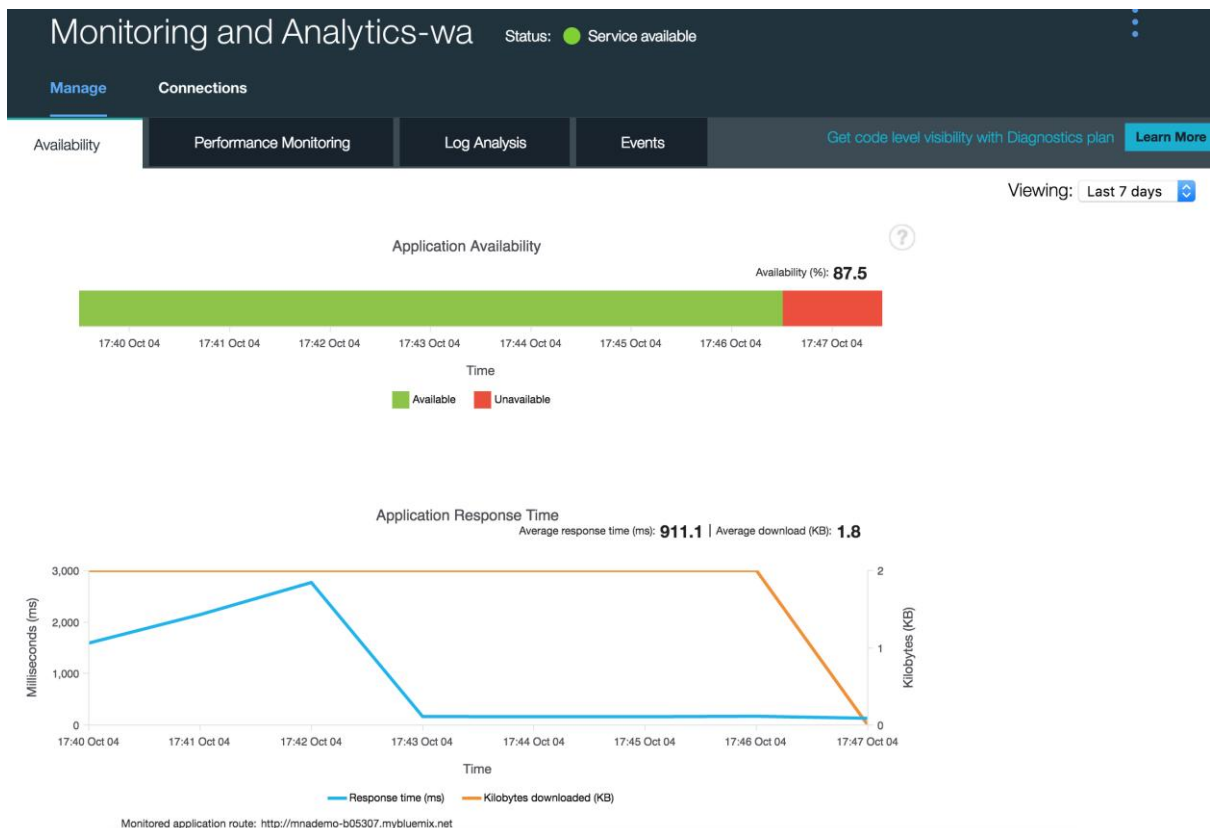

Cloud Foundry Applications OpenWhisk

4.500 GB/32 GB Used

mnademo

Running

- Stop App
- Restart App
- Rename App
- Delete App



M&A-Service@bluemix.com

Inbox - Google 5:47 PM



[OPENED] Application unavailable on <http://mnademo-b05307.mybluemix.net>

To: [redacted]@gmail.com

The application's URL is unavailable.

Application URL: <http://mnademo-b05307.mybluemix.net>
Severity : critical
Condition : KCL_Application_Unavailable[Response_Code >= 400 OR Response_Code < 0]
Timestamp : 2016-10-04T07:17:31.000-05:00

url=<http://mnademo-b05307.mybluemix.net>
total_object_size_enum=NOT_COLLECTED
page_title=placeholder
response_code=404
url_alias=
node=CL:9903b88139ef4f6ea436d1fcc0668
response_time=131
application_name=mnademo-b05307
kcl_status=Not Found
space_guid=530d4309-c8d8-4611-95eb-00265a2d8a35
timestamp=1161004071730000
page_objects=0
page_size=80
server_type=
total_object_size=-1
application_guid=9903b881-39ef-4f6e-a436-d1fcc0668040
user_data=INITCNFG

M&A-Service@bluemix.com

Inbox - Google 5:48 PM



[CLOSED] Application unavailable on <http://mnademo-b05307.mybluemix.net>

To: [redacted]@gmail.com

The application's URL is unavailable.

Application URL: <http://mnademo-b05307.mybluemix.net>
Severity : critical
Condition : KCL_Application_Unavailable[Response_Code >= 400 OR Response_Code < 0]
Timestamp : 2016-10-04T07:18:31.000-05:00

New Relic

Filter

Showing 1 result for "New Relic" in 1 category

DevOps



New Relic

Manage and monitor your apps

Third Party

[← View All](#)

New Relic

New Relic is the all-in-one web app performance tool that lets you see performance from the end user experience, through servers, and down to the line of code.

Third Party

Service name:

Connect to:

[View Docs](#)

AUTHOR [New Relic](#)
PUBLISHED [07/01/2016](#)
TYPE [Service](#)

Pricing Plans

Monthly prices shown are for country or region: [India](#)

Plan	Features	Pricing
✓ Standard	JVM Performance analyzer Database call response time & throughput Performance data API access <hr/> One week data retention	Free


This is a third-party service. You can obtain it under the terms of use agreement with the third party.

Need Help? [Contact Bluemix Sales](#) | Estimate Monthly Cost [Cost Calculator](#) | [Create](#)

[← DevOps](#)

New Relic-yc

[Manage](#) **Connections**

OPEN **NEW RELIC** DASHBOARD 

Thanks for taking advantage of our partnership with IBM Marketplace!

Welcome Space let's get started!

Which product would you like to set up first?

New Relic APM Our flagship product helps you monitor the performance and availability of your web applications.	New Relic BROWSER Browser specific data so you can understand your software's performance from an end-user's perspective.	New Relic MOBILE Quickly pinpoint performance problems in your mobile apps operating in complex production environments.	New Relic SERVERS Find health issues to things like CPU utilization, memory utilization, disk I/O utilization, and disk capacity.	New Relic INSIGHTS Query application business metrics, performance data, and customer behaviors at lightning speed.	New Relic SYNTHETICS Test and find issues with your software's business critical functionality before real users do.
---	---	--	---	---	--

Have someone else who will set up New Relic? Add them to your account now.

530d4309-c8d8-4611-95... 2

Space 530d4309-c8d8-4611-95eb-00265a2d8a35
Account admin

◀ Notifications 2

User preferences

Account settings

Upgrade subscription

Documentation

LOG OUT

ACCOUNT

Summary

Subscription

Usage

SECURITY AND AUTHENTICATION

High security

Session configuration

INTEGRATIONS

API keys

API Explorer

Data sharing

Alerting notifications

Active users

[Add user](#)

Name	Email	Job title	Role
Space 530d4309-c8d8-4611-95eb-00265a2d8a35	530d4309-c8d8-4611-95eb-00265a2d8a35@appdirect.com		Owner

Account information

Name
530d4309-c8d8-4611-95eb-00265a2d8a35's Company

Subscription
Web Standard
Mobile Standard
Insights None
Browser Lite
Synthetics Lite

Billing CC Email

License key
6066fb39dd7d673bc06b1011...55fcd8

Update your New Relic agent
Links without the download icon will take you to installation instructions.

mnademo-b05307 Status: ● Your app is running [View App](#)

Getting Started Overview Runtime **Connections** Logs Monitoring

[Connect Existing](#) [Connect New](#)

mnademo-b05307-clo...
Cloudant NoSQL DB
Shared

[View Credentials](#) [Docs](#)


Monitoring and Analyti...
Monitoring and Analytics
Free

[View Credentials](#) [Docs](#)

Connect Existing Service



Services



New Relic-yc
New Relic

Connect **New Relic-yc** to **mnademo-b05307**?

[Connect](#)



mnademo-b05307

Status: ● Your app is running

[View App](#)

[Getting Started](#)

[Overview](#)

[Runtime](#)

[Connections](#)

[Logs](#)

[Monitoring](#)



[Connect Existing](#)

[Connect New](#)



mnademo-b05307-clo...

Cloudant NoSQL DB
Shared

[View Credentials](#)

[Docs](#)



Monitoring and Analyti...

Monitoring and Analytics
Free

[View Credentials](#)

[Docs](#)




New Relic-yc

New Relic
standard





[View Credentials](#)

[Docs](#)




 mnademo-b05307 Status: ● Your app is running

Getting Started **Overview** Runtime Connections Logs Monitoring

Runtime

 BUILDPACK Liberty for Java™	 INSTANCES All instances are running Health is 100%	 MBS PER INSTANCE	 TOTAL MB ALLOCATION 28160 MBs still available
--	--	---	--

Connections (3)

-  Monitoring and Analytics-hs
-  mnademo-b05307-cloudantNoSQLDB
-  New Relic-yc


Continuous Delivery

Continuous delivery is not configured for this app. To build, test, and deploy automatically, add a Git repo:

[Add Git Repo and Pipeline !\[\]\(19d94d2ce1ef2726e99cac7cdce5d8df_img.jpg\)](#)



Create Git Repository

 To create a Git repo that is associated with the **mnademo-b05307** app, click **CONTINUE**. When you push changes to that repo, the app is deployed automatically.

Populate the repo with the starter app package and enable the Build & Deploy pipeline

CONTINUE



Create Git Repository

✓ Success! The Git repository for your application has been created. The application starter code is now being added to the repository.

CLOSE

java liberty mnademo-b05307 Status: ● Your app is running

Getting Started Overview Runtime Connections Logs Monitoring

Runtime

BUILDPACK
Liberty for Java™

INSTANCES
All instances are running
Health is 100%

MBS PER INSTANCE
512

TOTAL MB ALLOCATION
512
28160 MBs still available

Connections (3)

- Monitoring and Analytics-hs
- mnademo-b05307-cloudantNoSQLDB
- New Relic-yc

Continuous Delivery

GIT URL
<https://hub.jazz.net/git/sreelathas/mnademo-b05307>

Configure Edit Code

IBM Bluemix DevOps Services

DASHBOARD MY PROJECTS EXPLORE HELP BLOG COMMUNITY

File Edit View Tools mnademo-b05307 (running: normal)

EDIT CODE TRACK & PLAN **BUILD & DEPLOY**

Build Stage	Deploy Stage
STAGE NOT RUN	STAGE NOT RUN
LAST INPUT Not yet run Git URL	LAST INPUT Not yet run Stage: Build Stage / Job: B...
JOB View logs and history	JOB View logs and history
Build Not yet run	Deploy to dev Not yet run
LAST EXECUTION RESULT No results	LAST EXECUTION RESULT Stage has no runtime information

Deploy Stage

STAGE NOT RUN

LAST INPUT
Not yet run
Stage: Build Stage / Job

JOB
[View logs and history](#)

Deploy to dev Not yet run

LAST EXECUTION RESULT
Stage has no runtime information

- Configure Stage
- Clone Stage
- Reorder Stage
- Delete Stage

Deploy Stage

DELETE

INPUT JOBS ENVIRONMENT PROPERTIES



Deploy to ...



ADD JOB

Deploy to dev

REMOVE

Deploy Configuration


Deployer Type

Cloud Foundry

Target

IBM Bluemix US South - https://api.ng.bluemix.net

Organization



Space

B05307

Application Name

mnademo-b05307

Deploy Script

```
#!/bin/bash
cf push "${CF_APP}"

# View logs
#cf logs "${CF_APP}" --recent
```

Getting Started Overview **Runtime** Connections Logs Monitoring

Memory and Instances Environment Variables Files

VCAP_Services

```

{
  "cloudantNoSQLDB": [
    {
      "name": "mnademo-b05307-cloudantNoSQLDB",
      "label": "cloudantNoSQLDB",
      "plan": "Shared",
      "credentials": {
        "username": "5818ae67-d958-46ef-8739-55b3a13cbbcd-bluemix",
        "password": "deb265981af5d1fe789eda8132c37d359f2094b03e816ecc7d6d4e7b673a05e7",
        "host": "5818ae67-d958-46ef-8739-55b3a13cbbcd-bluemix.cloudant.com",
        "port": 443,
        "uri": "https://5818ae67-d958-46ef-8739-55b3a13cbbcd-bluemix:deb265981af5d1fe789eda8132c37d359f2094b03e816ecc7d6d4e7b673a05e7@5818ae67-d958-46ef-8739-55b3a13cbbcd-bluemix.cloudant.com"
      }
    }
  ],
  "MonitoringAndAnalytics": [
    {
      "name": "Monitoring and Analytics-hs",
      "label": "MonitoringAndAnalytics",
      "plan": "Free",
      "credentials": {
        "scala_userId": "scac7641eda9dc54625ac467beed5dfb247",
        "credential_uri": "https://envsmonitoringservicebroker.ng.bluemix.net/v1/credentials/14159895-d006-428a-9d46-a5d98c640fe8/34fd994c-2413-47af-8dc9-5d153c26a39f",
        "service_plan": "Plan4-IBM-APM-Monitoring-Analytics-1.0"
      }
    }
  ]
}

```

EXPORT

User Defined

Name	Value	Action
No items to display.		

Add Save RESET EXPORT

User Defined

Name	Value	Action
NEW_RELIC_LICENSE_KEY	6066fb39dd7dc[redacted]416ff555fcd8	⊗
NEW_RELIC_APP_NAME	mnademo-b05307	⊗

Add Save RESET EXPORT

Build Stage

STAGE PASSED

LAST INPUT [Git URL](#)

Last commit by [redacted] 16 min ago
[Add starter application package](#)

JOBS [View logs and history](#)

✓ Build Succeeded just now

LAST EXECUTION RESULT

Build 1

Deploy Stage

STAGE RUNNING...

LAST INPUT Stage: Build Stage / Job: B...

Build 1

JOBS [View logs and history](#)

🔄 Deploy to ... Running

LAST EXECUTION RESULT

Stage has no runtime information

Deploy Stage

STAGE PASSED

LAST INPUT Stage: Build Stage / Job: B...

Build 1

JOB [View logs and history](#)

Deploy to dev Succeeded just now

LAST EXECUTION RESULT

mnademo-b05307
mnademo-b05307.mybluemix.net
[View runtime log](#)

Build 1

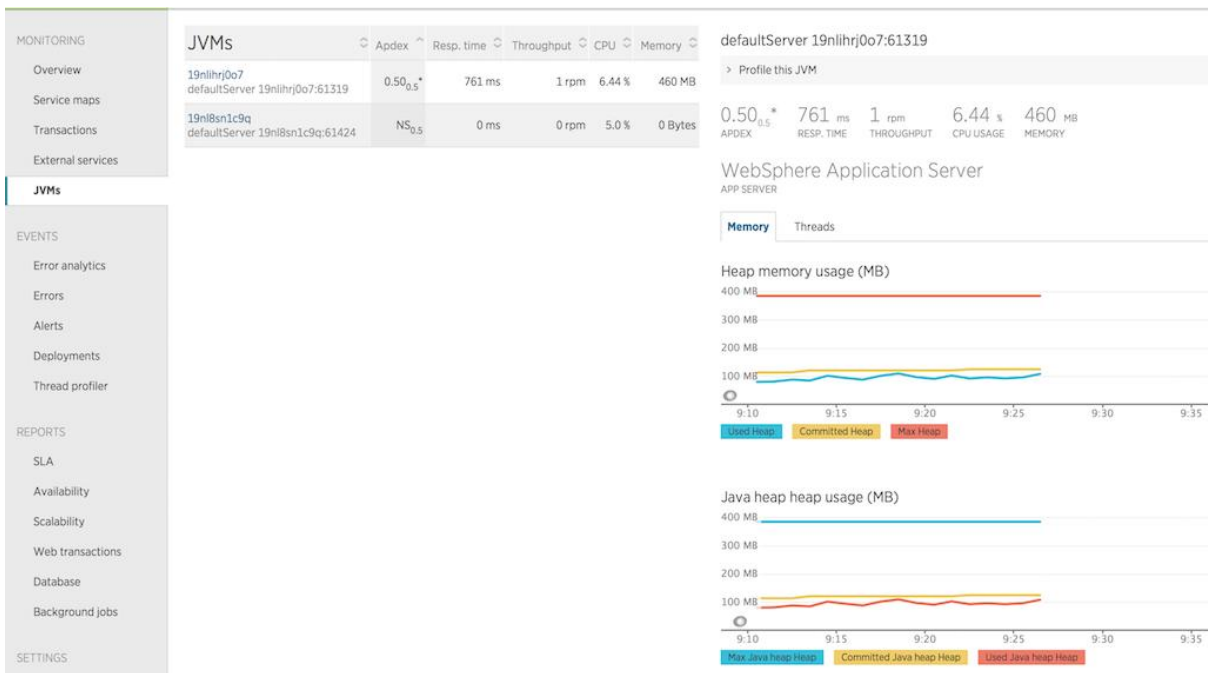
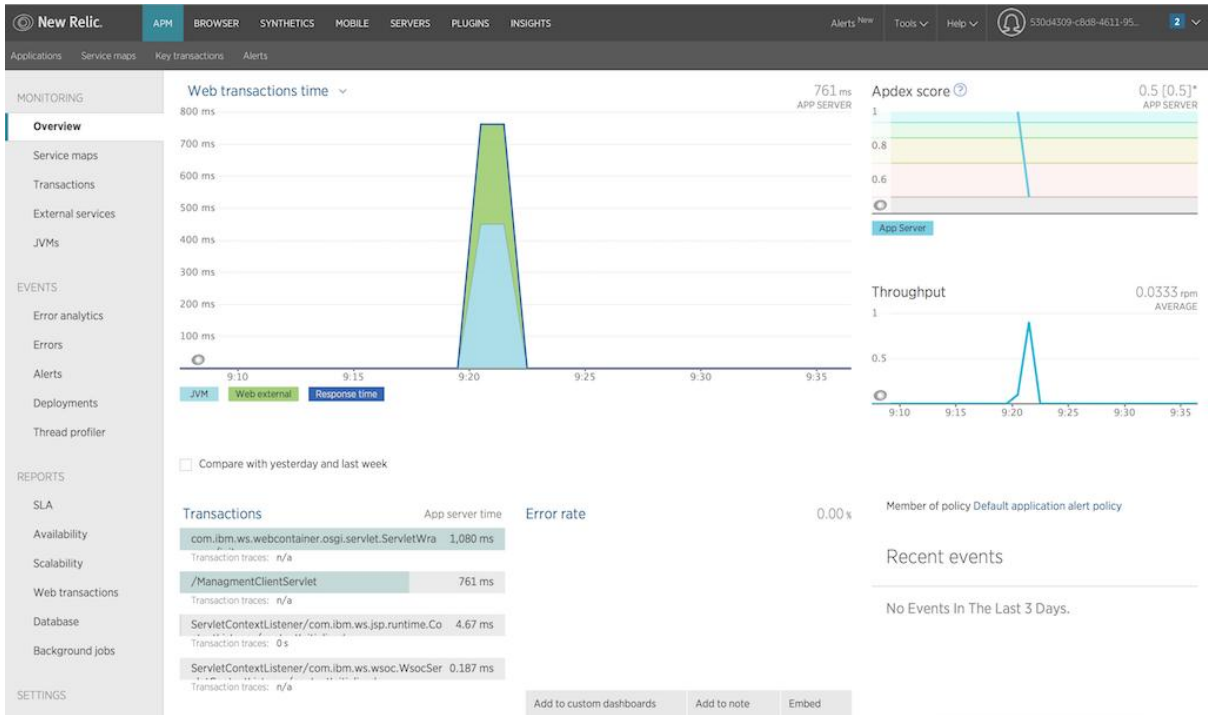
New Relic APM BROWSER SYNTHETICS MOBILE SERVERS PLUGINS INSIGHTS Alerts ^{New} Tools

Applications Service maps Key transactions Alerts

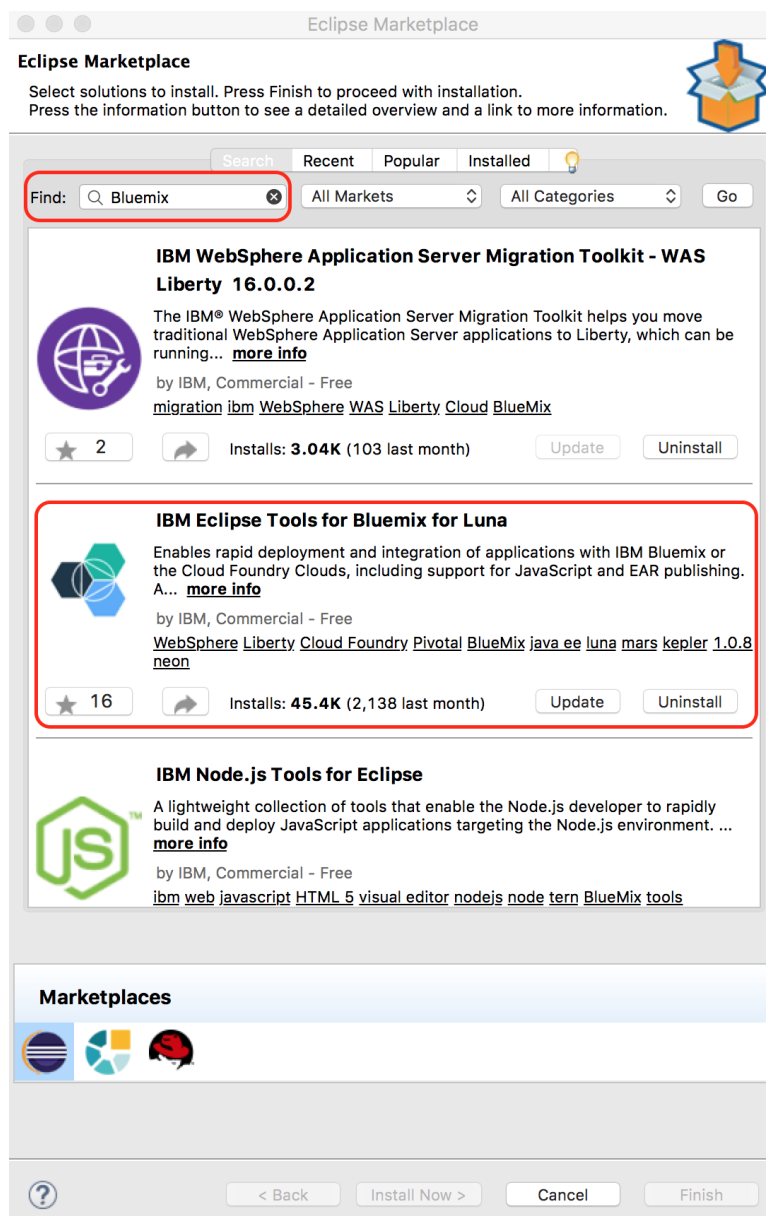
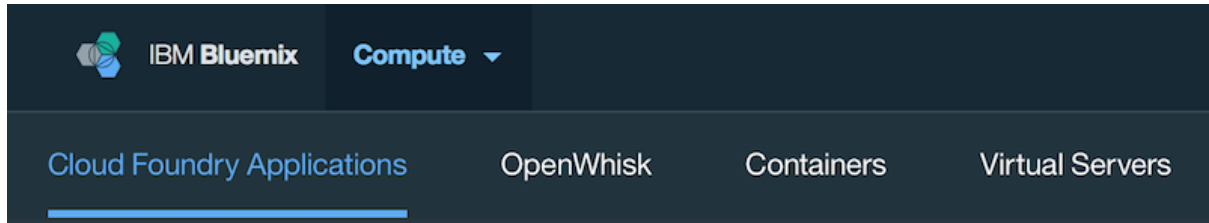
Filter applications Off Show labels + Add more

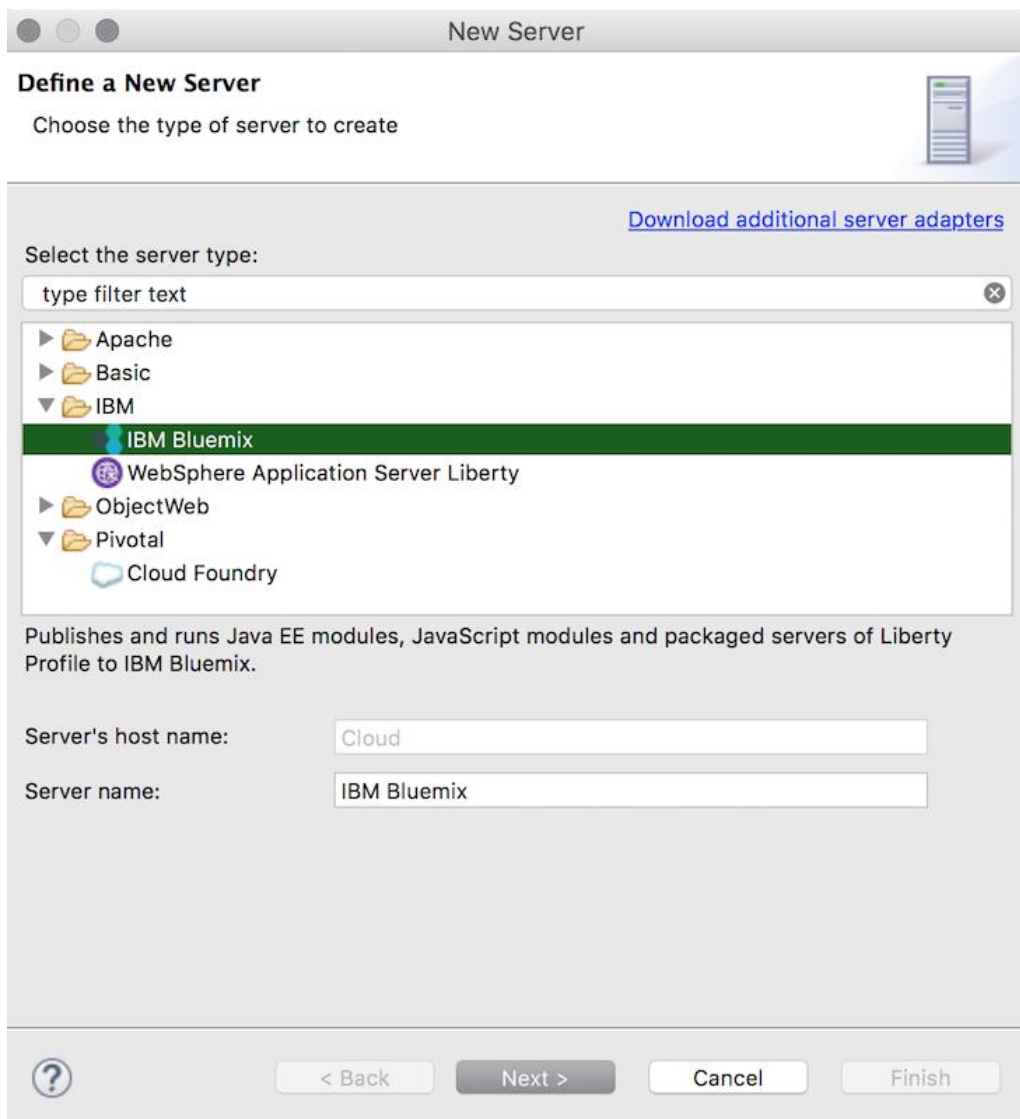
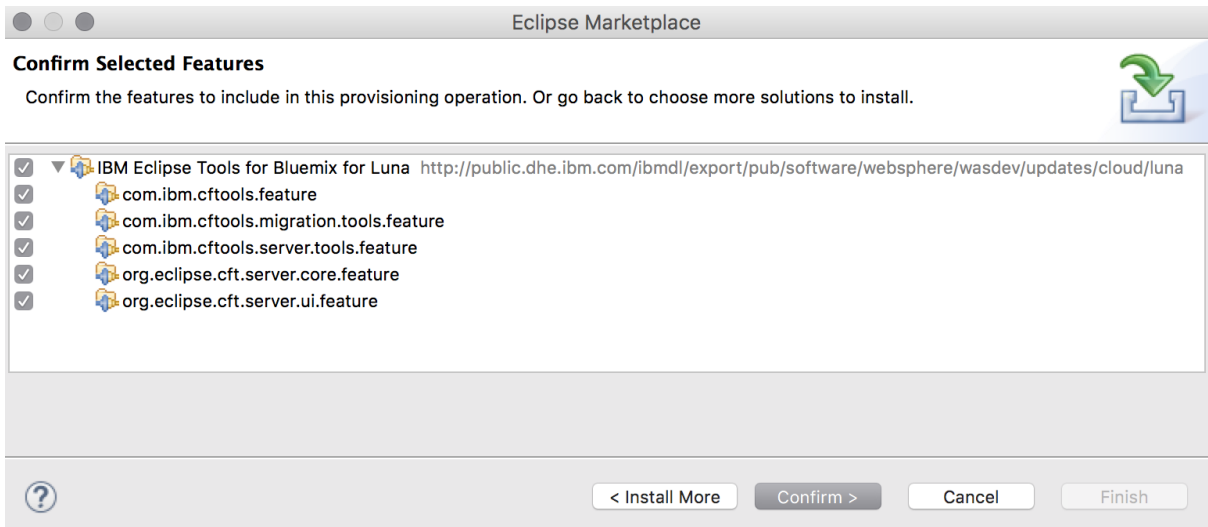
Name	End user	Page views	App server	Throughput	Error %
mnademo-b05307			0 ms	0 rpm	0%

1 Applications 1 - 1 of 1



Chapter 7: Compute Options on Bluemix






New Server

IBM Bluemix Account

Press 'Validate Account', 'Next', 'Finish' to validate credentials.



Account Information

Email:


Password:

URL:

New Server

Organizations and Spaces

Press 'Validate Account', 'Next', 'Finish' to validate credentials.



















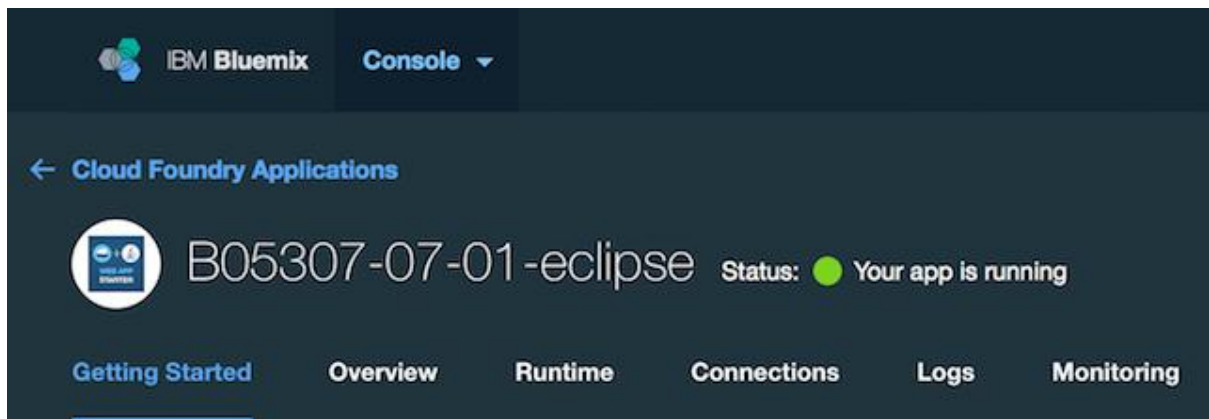
Organizations and Spaces:

▼

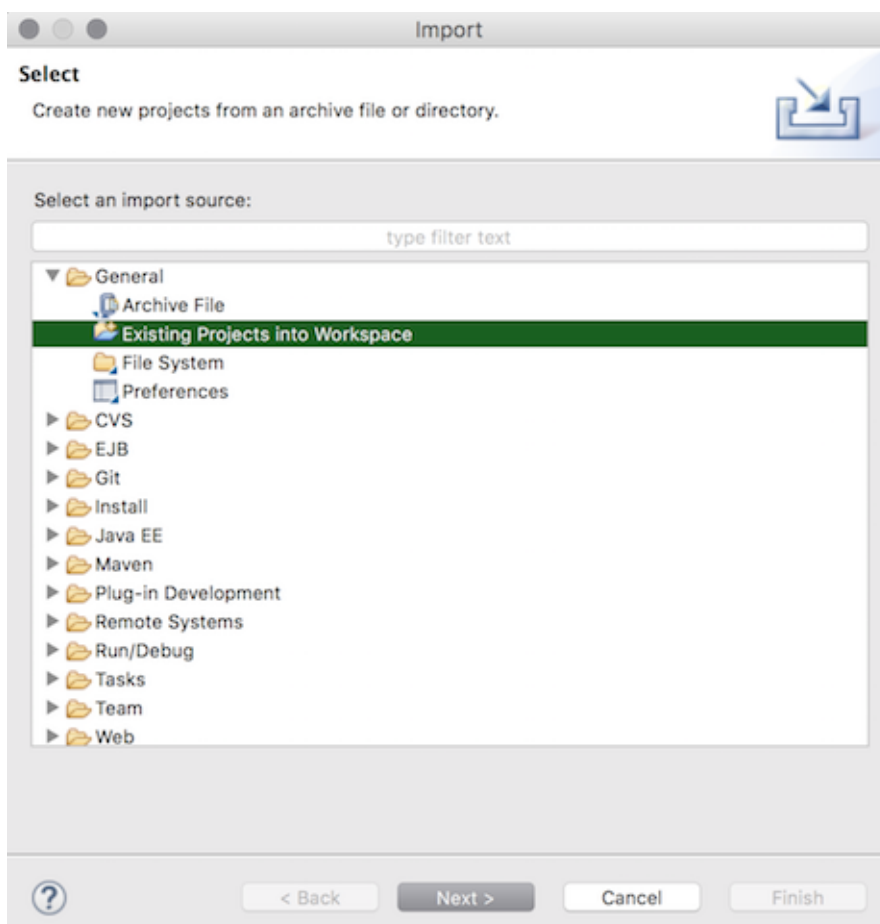
B05307
dev

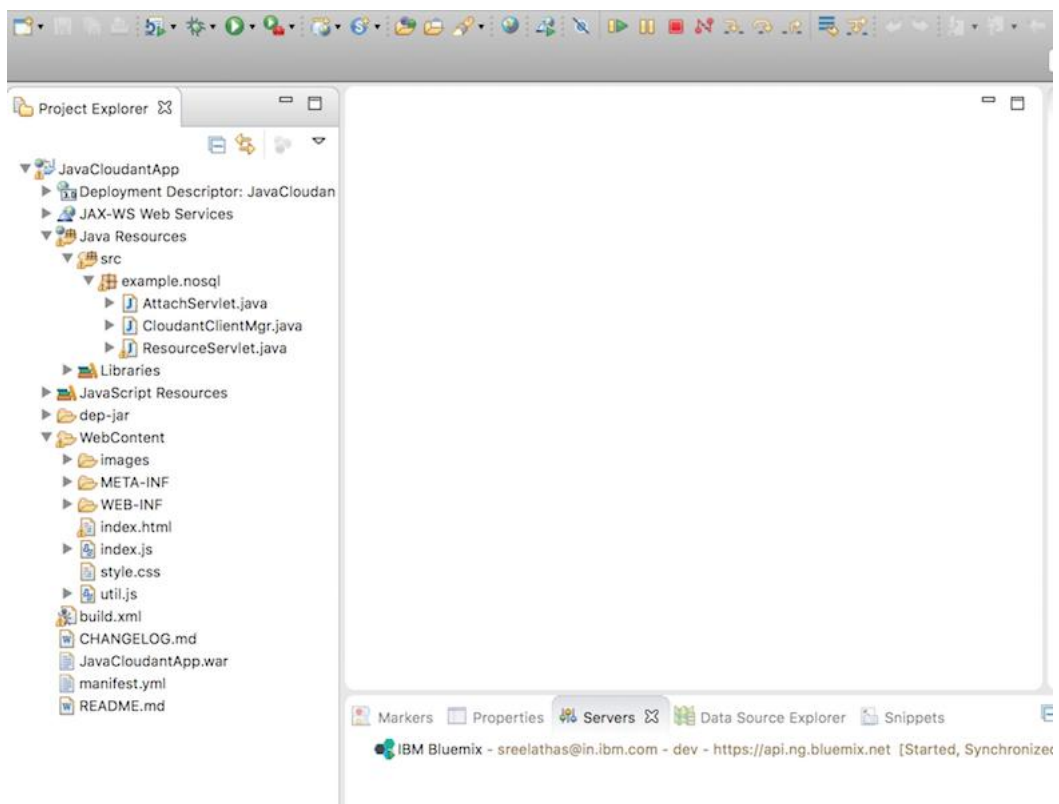
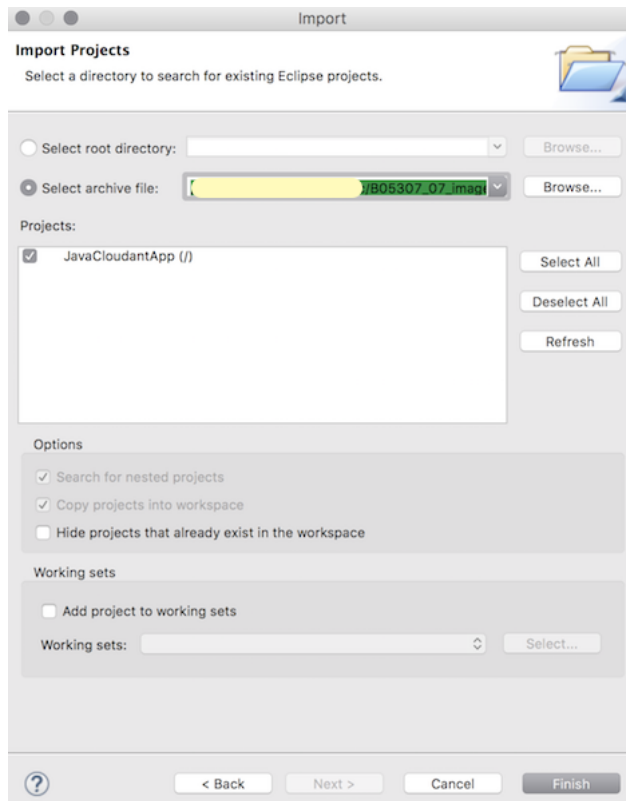


 ASP.NET Core Cloudant Starter Use the Cloudant NoSQL DB Service in an ASP.NET Core application. IBM	 Internet of Things Platform Starter Get started with IBM Watson IoT platform using the Node-RED Node.js application. IBM	 IoT for Electronics Starter IoT for Electronics is an integrated end-to-end solution (made of multiple services). IBM
 Java Cloudant Web Starter Use the Cloudant NoSQL DB service with the 'Liberty for Java™' runtime. IBM	 Java Workload Scheduler Web Starter This application demonstrates how to use the Workload Scheduler service. IBM	 LoopBack Starter This is a sample StrongLoop LoopBack Node.js application, powered by the IBM Cloudant NoSQL DB service. IBM
 MobileFirst Services Starter Start building your next mobile app with mobile services on Bluemix. IBM	 Node.js Cloudant DB Web Starter Use the Cloudant NoSQL DB service with the 'SDK for Node.js™' runtime. IBM	 Personality Insights Java Web Starter A simple Java app that uses the Personality Insights service to analyze user behavior. IBM
 Personality Insights Node.js Web Starter A simple Node.js app that uses Personality Insights to analyze text for sentiment. IBM	 StrongLoop Arc This application is the StrongLoop Arc graphical UI, which includes tools for building and deploying applications. IBM	 Mendix Rapid Apps Model driven rapid app platform that allow users to build, integrate and deploy applications. Community
 Node-RED Starter This application demonstrates how to run the Node-RED open-source project on Bluemix. Community	 Python Flask A simple Python Flask application that will get you up and running quickly. Community	 Ruby Sinatra Develop a Ruby web application using the Sinatra framework. Community
 Vaadin Rich Web Starter This application demonstrates how to use the Vaadin UI Framework to build rich web applications. Community		

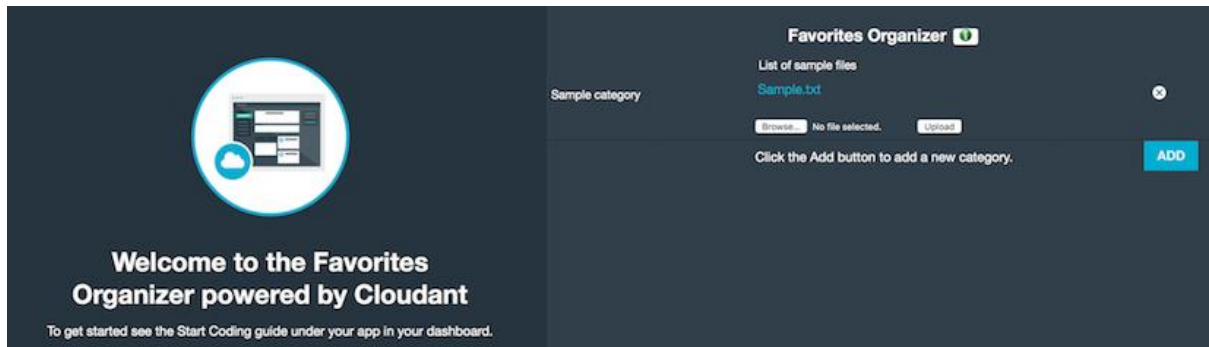


DOWNLOAD STARTER CODE 



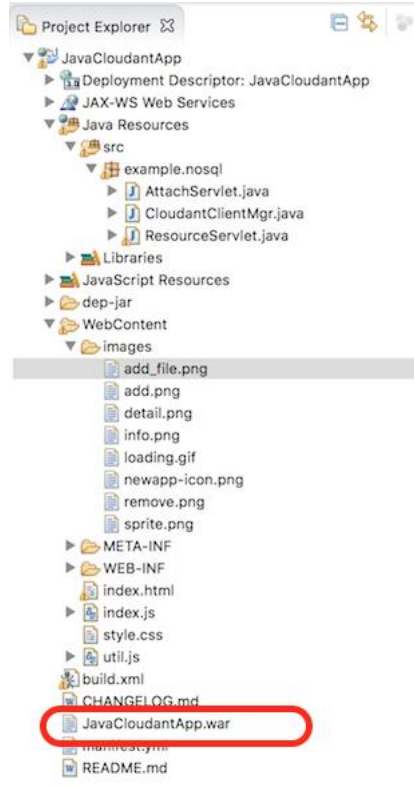


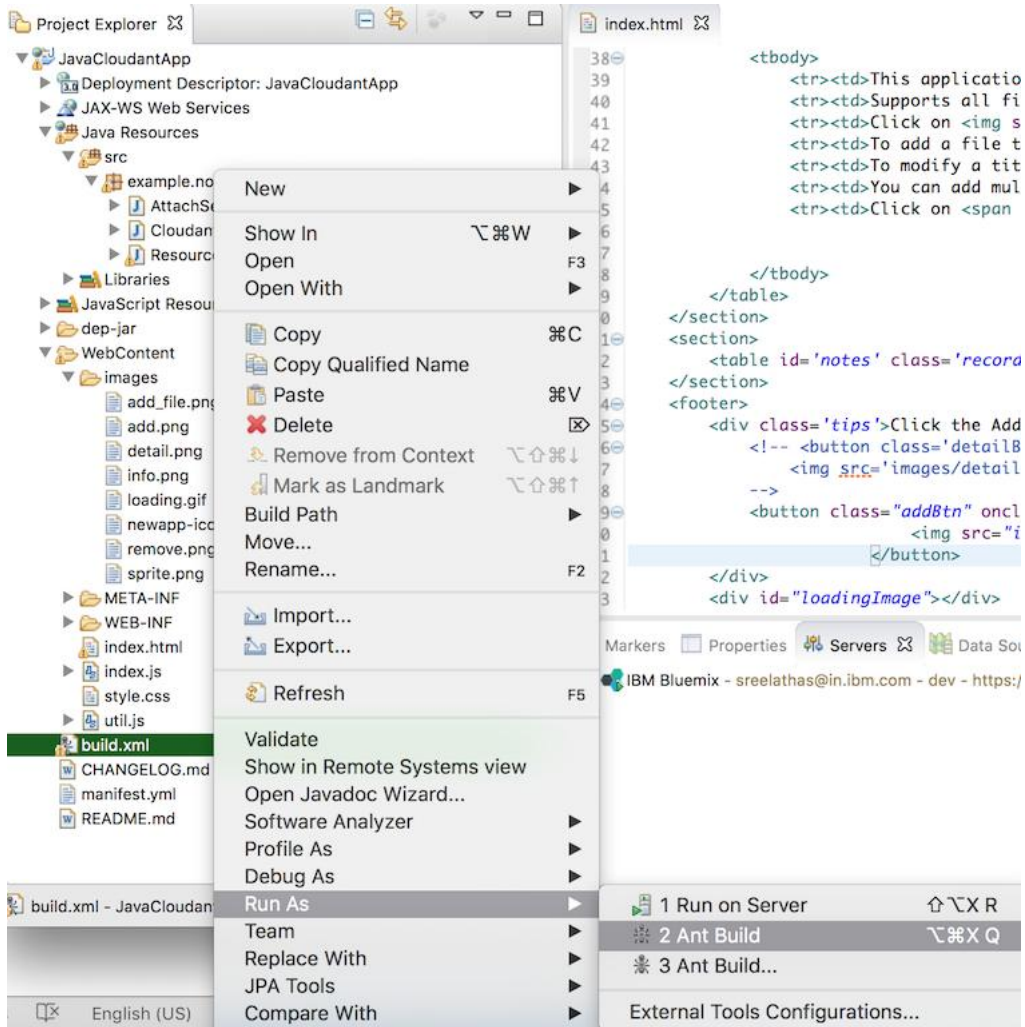
```
manifest.yml
1 applications:
2   - path: JavaCloudantApp.war
3     memory: 512M
4     instances: 1
5     domain: mybluemix.net
6     name: B05307-07-01-eclipse
7     host: B05307-07-01-eclipse
8     disk_quota: 1024M
9     services:
10    - B05307-07-01-eclipse-cloudantNoSQLDB
```








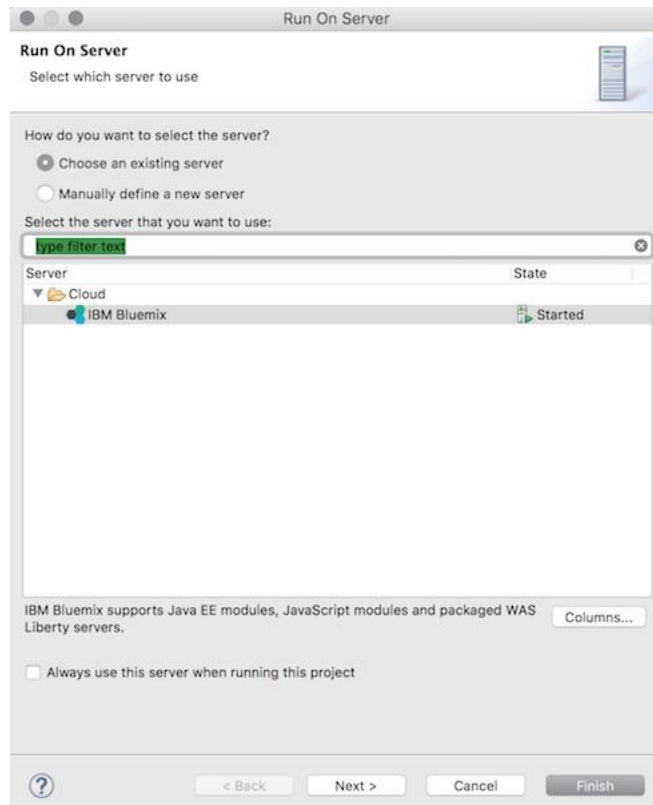
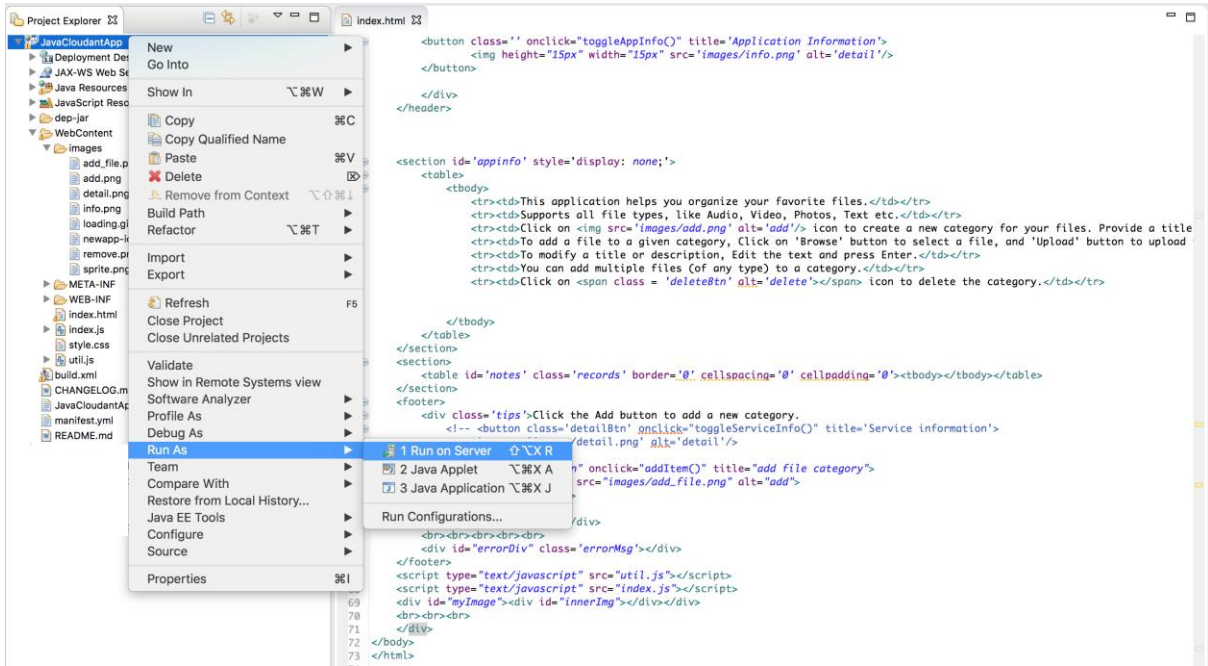
```
dep-jar
WebContent
  images
    add_file.png
    add.png
    detail.png
    info.png
    loading.gif
    newapp-icon.png
    remove.png
    sprite.png
  META-INF
  WEB-INF
  index.html
  index.js
  style.css
```

```
49 </table>
50 </section>
51 </section>
52 <table id='notes' class='records' border='0' cellspacing='0' cellpadding='0'><tbody></tbody></table>
53 </section>
54 <footer>
55 <div class='tips'>Click the Add button to add a new category.
56 <!-- <button class='detailBtn' onclick='toggleServiceInfo()' title='Service information'>
57 <img src='images/detail.png' alt='detail' />
58 -->
59 <button class='addBtn' onclick='addItem()' title='add file category'>
60 <img src='images/add_file.png' alt='add'>
61 </button>
62 </div>
63 <div id='loadingImage'></div>
64 <br><br><br><br><br>
65 <div id='errorDiv' class='errorMsg'></div>
66 </footer>
```





-  build.xml
-  CHANGELOG.md
-  JavaCloudantApp.war
-  manifest.yml
-  README.md



Run On Server

Add and Remove

Modify the resources that are configured on the server

Move resources to the right to configure them on the server

Available:

Configured:

JavaCloudantApp(JavaCloudantDBApp)

Add >

< Remove

? < Back Next > Cancel Finish

Application

Application details

Specify application details.

Name: B05307-07-01-eclipse

Buildpack URL (optional):


Save to manifest file

? < Back Next > Cancel Finish

Application

Launch deployment

Specify the deployment details



Subdomain:

Domain:

Deployed URL:


Memory Limit (MB):


Start application on deployment


Application

Services selection

Bind or add new services



Select services to bind to the application: 

Name	Vendor	Provider	Version	Plan
<input checked="" type="checkbox"/>  B05307-07-01-eclipse-cloudantNoSQLDB	cloudantNoSQLDB			Shared

Application

Environment Variables

Edit application environment variables

Variable	Value

New...

Edit...

Remove

?
< Back
Next >
Cancel
Finish

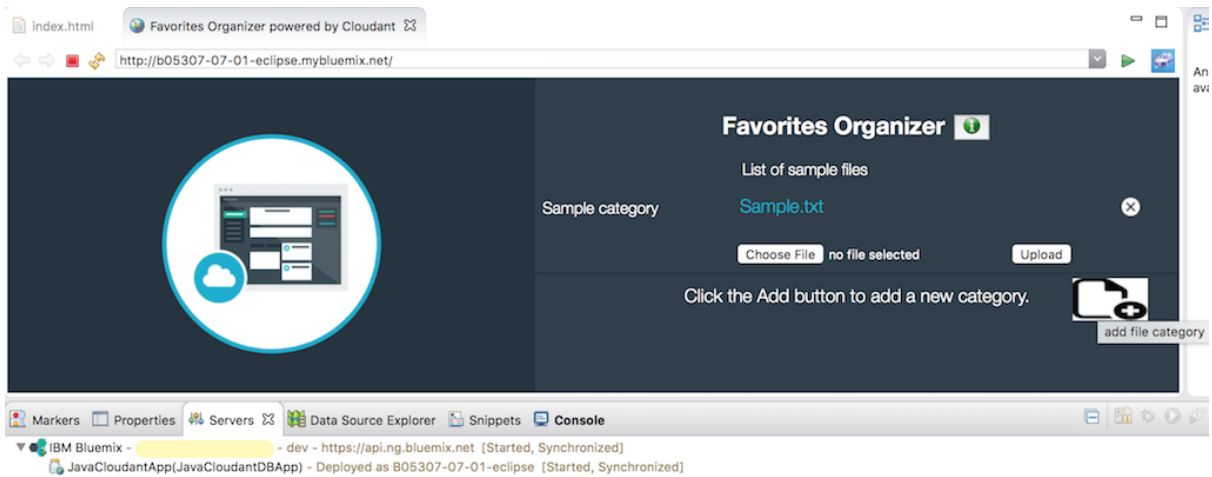
```

Markers Properties Servers Data Source Explorer Snippets Console
IBM Bluemix-sreelathas@in.ibm.com--dev--B05307-07-01-eclipse
[Checking application - B05307-07-01-eclipse
Generating application archive - B05307-07-01-eclipse
Pushing application - B05307-07-01-eclipse
Application successfully pushed
Starting application - B05307-07-01-eclipse
Updated app with guid c28424aa-668f-461a-9fa9-5b2de8baec23 ({"state"=>"STOPPED"})

Stopped app instance (index 0) with guid c28424aa-668f-461a-9fa9-5b2de8baec23
Stopping app instance (index 0) with guid c28424aa-668f-461a-9fa9-5b2de8baec23
Got staging request for app with id c28424aa-668f-461a-9fa9-5b2de8baec23
Updated app with guid c28424aa-668f-461a-9fa9-5b2de8baec23 ({"state"=>"STARTED"})
----> Downloaded app package (524K)
[Application Running Check] - Checking if application is running - B05307-07-01-eclipse. Please wait...
----> Downloaded app buildpack cache (4.0K)
----> Liberty Buildpack Version: v3.0-20160608-1450
----> Retrieving IBM 1.8.0_20160428 JRE (ibm-java-jre-8.0-3.0-pxa6480sr3-20160428_01-cloud.tgz) ... (0.0s)
    Expanding JRE to .java ... (0.9s)
----> Retrieving App Management 1.17.0-20160418-1204 (app-mgmt_v1.17-20160418-1204.zip) ... (0.0s)
    Expanding App Management to .app-management (0.1s)
----> Retrieving com.ibm.ws.liberty-16.0.0.2-201606081450.tar.gz ... (0.0s)
    Installing archive ... (1.0s)
----> Retrieving com.ibm.ws.liberty.ext-16.0.0.2-201606081450.tar.gz ... (0.0s)
    Installing archive ... (1.1s)
----> Retrieving and installing client jar(s) from com.ibm.ws.icap.clientJars.cloudant.zip (0.1s)
----> Warning: Liberty feature set is not specified. Using the default feature set: ["beanValidation-1.1", "cdi-1.2", "ejbLite-3.2", "el-3.0", "jaxrs-2.0", "jdbc"]
----> Auto-configuration is creating config for service instance 'B05307-07-01-eclipse-cloudantNoSQLDB' of type 'cloudantNoSQLDB'
----> Liberty buildpack is done creating the droplet

----> Uploading droplet (192M)
Starting app instance (index 0) with guid c28424aa-668f-461a-9fa9-5b2de8baec23
Launching defaultServer (WebSphere Application Server 16.0.0.2/wlp-1.0.13.cl160220160526-2258) on IBM J9 VM, version pxa6480sr3-20160428_01 (SR3) (en_US)
[AUDIT ] CWKKE00011: The server defaultServer has been launched.
[AUDIT ] CWKKG0028A: Processing included configuration resource: /home/vcap/app/wlp/usr/servers/defaultServer/runtime-vars.xml
[INFO ] CWKKE00021: The kernel started after 2.84 seconds
[INFO ] CWKWF00071: Feature update started.
[INFO ] CWKX002191: TCP Channel defaultHttpEndpoint has been started and is now listening for requests on host * (IPv6) port 62616.
[INFO ] CWSCX01221: Register management Bean provider: com.ibm.ws.cloudoe.management.client.provider.dump.JavaDumpBeanProvider@cc9e9476.
[INFO ] CWKX200181: Starting application myapp.
[INFO ] SRVE02501: Web Module com.ibm.ws.cloudoe.management.client.liberty.connector has been bound to default_host.
[INFO ] SRVE01691: Loading Web Module: com.ibm.ws.cloudoe.management.client.liberty.connector.
[AUDIT ] CWKWT00161: Web application available (default_host): http://19100u2qj0v:62616/IBMGMTRest/
[INFO ] WELD-000900: SNAPSHOT
[INFO ] SRVE02501: Web Module Cloudant DB Web Starter has been bound to default_host.
[INFO ] SRVE01691: Loading Web Module: Cloudant DB Web Starter.
[AUDIT ] CWKWT00161: Web application available (default_host): http://19100u2qj0v:62616/
[AUDIT ] CWKX200011: Application myapp started in 1.055 seconds.
[AUDIT ] CWKWF00121: The server installed the following features: [jsp-2.3, ejbLite-3.2, managedBeans-1.0, jsf-2.2, servlet-3.1, beanValidation-1.1, jndi-1.0, ;
[AUDIT ] CWKWF00111: The server defaultServer is ready to run a smarter planet.
[INFO ] CWKWF00081: Feature update completed in 12.043 seconds.
[Application Running Check] - Application appears to be running - B05307-07-01-eclipse.
[INFO ] SESN85011: The session manager did not find a persistent storage location; HttpSession objects will be stored in the local application server's memory.
[INFO ] SESN01761: A new session context will be created for application key default_host/
[INFO ] SESN01721: The session manager is using the Java default SecureRandom implementation for session ID generation.
[INFO ] JSPG85021: The value of the JSP attribute jdkSourceLevel is "15".
[INFO ] Setting the server's publish address to be /api/
[INFO ] SRVE02421: [myapp] [/] [javax.ws.rs.core.Application]: Initialization successful.

```



```
[redacted@redacted-MacBook-P[redacted]$ cf -v  
cf version 6.17.0+5d0be0a-2016-04-15
```





```

[redacted]-MacBook-Pro:~ [redacted]$ cf install-plugin https://static-ice.ng.bluemix.net/ibm-containers-mac
**Attention: Plugins are binaries written by potentially untrusted authors. Install and use plugins at your own risk.**
Do you want to install the plugin https://static-ice.ng.bluemix.net/ibm-containers-mac? (y or n)> y
Attempting to download binary file from internet address...
12232608 bytes downloaded...
Installing plugin /var/folders/81/g_8p5x257c3bjjsbmfmyf80000gq/T/ibm-containers-mac...
OK
Plugin IBM-Containers v0.8.897 successfully installed.

```

```

[redacted]-MacBook-Pro:~ [redacted]$ cf plugins
Listing Installed Plugins...
OK


```

Plugin Name	Version	Command Name	Command Help
IBM-Containers	0.8.897	ic	IBM Containers plug-in

Cloud Foundry Applications OpenWhisk **Containers** Virtual Servers

↑ ↓ ☰ +

Get started now!



Containers

Portable and consistent delivery of your app; no need for you to manage an OS.

Create a Container

IBM Containers allow portability and consistency regardless of where they are run: whether on bare metal servers in Bluemix, your company's data center, or on your laptop. Easily spin up images from our public hub or your own private registry.

[View Docs](#)
[Upload your own image](#)

Vulnerability Assessment ⓘ

- ✔ Safe to Deploy
- ⚠ Deploy with Caution
- ✖ Deployment Blocked
- ❓ Incomplete

Search all images Filter ↑ ↓

Image Name	Status	Source
ibm-integration-bus	✔	IBM
ibm-node-strong-pm	⚠	IBM
ibm_wa_agent	✔	IBM
ibmliberty	✔	IBM
ibmnode	✔	IBM

Create a Container

IBM/ibmlicerty

Single Scalable

Use single container deployment for short-term processes. You can make your container accessible to the internet by assigning a public IP address. [Learn More](#).

[View Docs](#) [Copy URL](#)

Tag / Version:

latest

Virtual Size:

310.29 MB

Created Date:

08/10/2016

Type:

Container Image

Vulnerability Assessment:

Safe to Deploy

[View report](#)

[Manage policies](#)

Projected Usage:

Container name:

Size:

Micro (256 MB Memory, 16 GB Storage)

Public IP address:

Leave unassigned

Public ports:

9080/tcp, 9443/tcp

Advanced Options

Container Pricing

Monthly prices shown are for country or region: India

Plan	Features	Pricing
✓ Default	Use one or more containers free for 365 GB-hours free each month, use 20 GB free external storage and 2 static public ips free each month with your containers	₹17388 INR/GB-Hour ₹124.37 INR/additional public IP address ₹9.05 INR/GB, 0.25 IOPS

Need Help?

[Contact Bluemix Sales](#)

Estimate Monthly Cost

[Cost Calculator](#)

Create

B05307_07_container_demo

Status: ● Running

[Overview](#)

[Connections](#)

[Monitoring and Logs](#)

Resources



SIZE

Micro



MEMORY



QUOTA USAGE

1.75 GB still available

Container details

Created 7/3/16, 12:59 PM

Ports 9080 9443

Public IP None

Private IP 172.31.0.2

Volumes None

Image ibmlicerty:latest

Storage 16 GB


Memory Used

CPU Used

Network Traffic



MEMORY USED



Container details

Created 7/3/16, 12:59 PM

Ports [9080](#) [9443](#)

Public IP None ▼

Private IP 172.31.0.2

Volumes None

Image [ibmliberty:latest](#)

Storage 16 GB

Request and bind a new public IP

Container details

Created 7/3/16, 12:59 PM

Ports [9080](#) [9443](#)

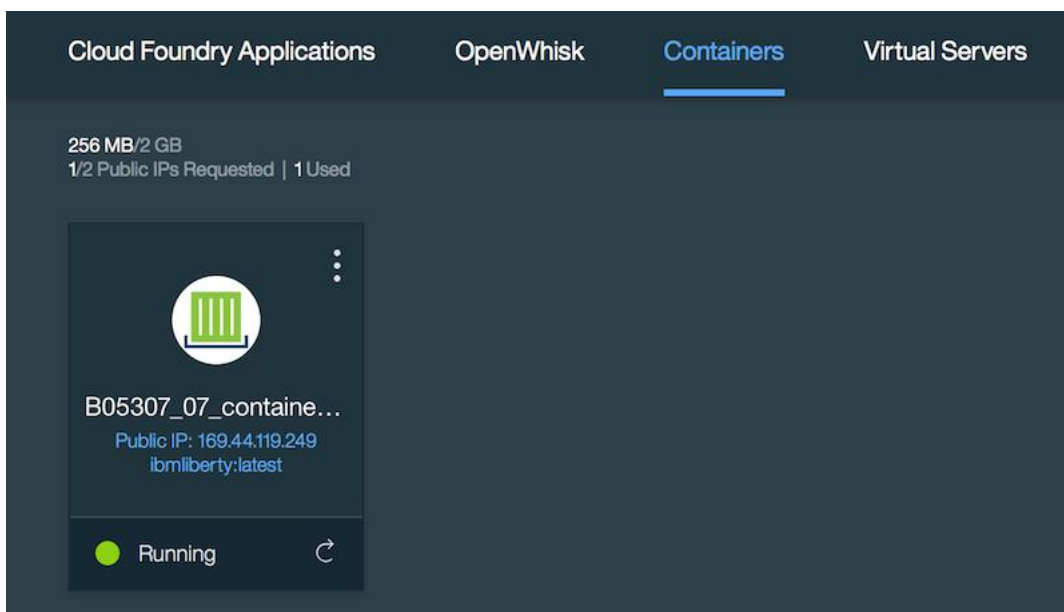
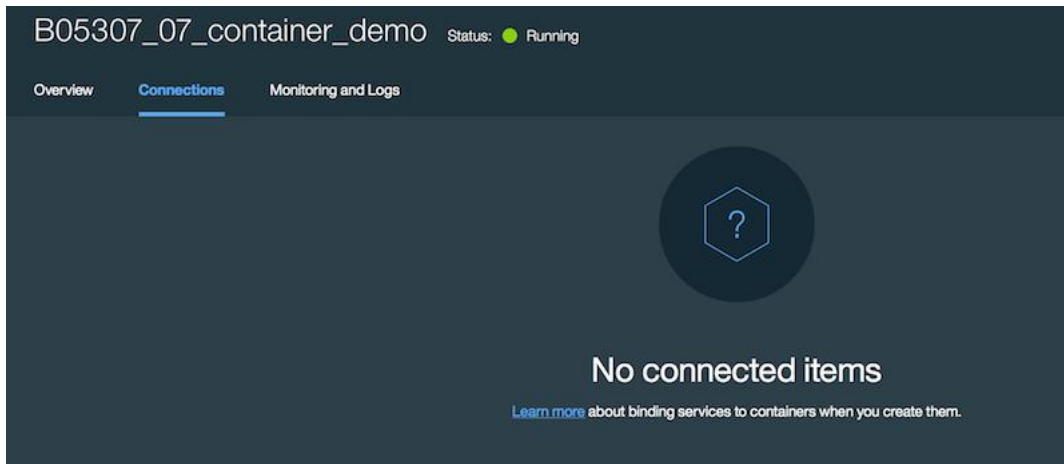
Public IP 169.44.119.249 ▼

Private IP 172.31.0.2

Volumes None

Image [ibmliberty:latest](#)

Storage 16 GB



```

~MacBook-Pro:~ $ cf ic init
Deleting the old configuration file...
Generating client certificates for IBM Containers...
Storing client certificates in /Users/.../.ice/certs/...

Storing client certificates in /Users/.../.ice/certs/containers-api.ng.bluemix.net/9a2ff98e-b9b3-420a-9b45-05c1039fc90b...

OK
The client certificates were retrieved.

Checking local Docker configuration...
You are authenticated with the IBM Containers API,
however, the local Docker daemon is not reachable to authenticate it
with the IBM Containers registry. You can still run IBM Containers
commands, but you cannot push or pull images until you start the local Docker daemon.

You can choose from two ways to use the Docker CLI with IBM Containers:

Option 1: This option allows you to use 'cf ic' for managing containers on IBM Containers while still using the Docker CLI directly to manage your local Docker host.
Use this Cloud Foundry IBM Containers plug-in without affecting the local Docker environment:

Example Usage:
cf ic ps
cf ic images

Option 2: Use the Docker CLI directly. In this shell, override the local Docker environment by setting these variables to connect to IBM Containers. Copy and paste the following commands:
Note: Only some Docker commands are supported with this option. Run cf ic help to see which commands are supported.
export DOCKER_HOST=tcp://containers-api.ng.bluemix.net:8443
export DOCKER_CERT_PATH=/Users/.../.ice/certs/containers-api.ng.bluemix.net/9a2ff98e-b9b3-420a-9b45-05c1039fc90b
export DOCKER_TLS_VERIFY=1

Example Usage:
docker ps
docker images


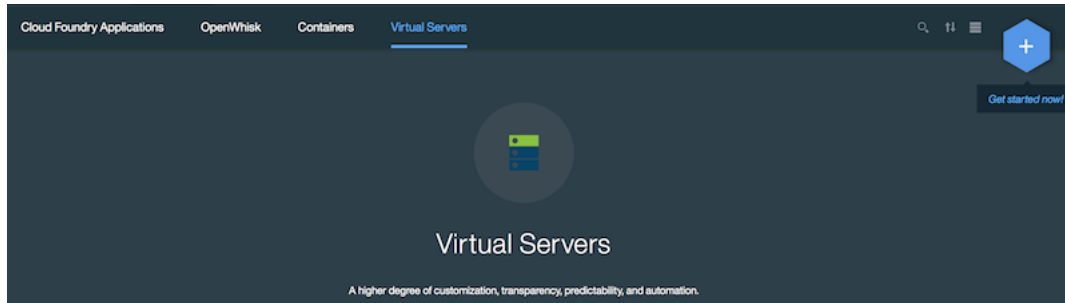
```



```

-MacBook-Pro:~ $ cf ic ps
CONTAINER ID   IMAGE                                NAMES      COMMAND      CREATED      STATUS      PORTS
b5983581-66f   registry.ng.bluemix.net/ibm/liberty:latest  ""        ""           15 minutes ago  Running 15 minutes ago  169.44.119.249:9080->9080
/tcp, 169.44.119.249:9443->9443/tcp  _B05307_07_container_demo

```



OpenWhisk Develop Monitor Submit Feedback

MY ACTIONS Create An Action Run This Action Browse The Catalog

Hello World NODEJS 0.12 ACTION

```

/**
 * main() will be invoked when you Run This Action.
 *
 * @param Whisk actions accept a single parameter,
 *       which must be a JSON object.
 *
 * @return The return value must also be JSON.
 *        It will be the output of this action.
 */
function main() {
  return { "message": "hello world" };
}

/* Hint: To invoke this action, click Run This Action */

```

This Code Is Live! [View REST Endpoint](#)

MY SEQUENCES My First Sequence

MY RULES

MY TRIGGERS Next Steps: Link Into A Sequence Automate This Action Create a Rule

```

-MacBook-Pro:~$ sudo pip install --upgrade https://new-console.ng.bluemix.net/openwhisk/cli/download
The directory '/Users/sreelathas/Library/Caches/pip/http' or its parent directory is not owned by the current user and the cache has been disabled. Please
check the permissions and owner of that directory. If executing pip with sudo, you may want sudo's -H flag.
The directory '/Users/sreelathas/Library/Caches/pip' or its parent directory is not owned by the current user and caching wheels has been disabled. check
the permissions and owner of that directory. If executing pip with sudo, you may want sudo's -H flag.
Collecting https://new-console.ng.bluemix.net/openwhisk/cli/download
  Downloading https://new-console.ng.bluemix.net/openwhisk/cli/download
    | 71kB 95kB/s
Installing collected packages: openwhisk
  Running setup.py install for openwhisk ... done
Successfully installed openwhisk-0.1.0

```

```

-MacBook-Pro:~$ cf services
Getting services in org / space dev as ...
OK

```

name	service	plan	bound apps	last operation
B05307-07-01-eclipse-cloudantNoSQLDB	cloudantNoSQLDB	Shared	B05307-07-01-eclipse	create succeeded

```

-MacBook-Pro:~$ wsk property get --namespace
whisk namespace

```

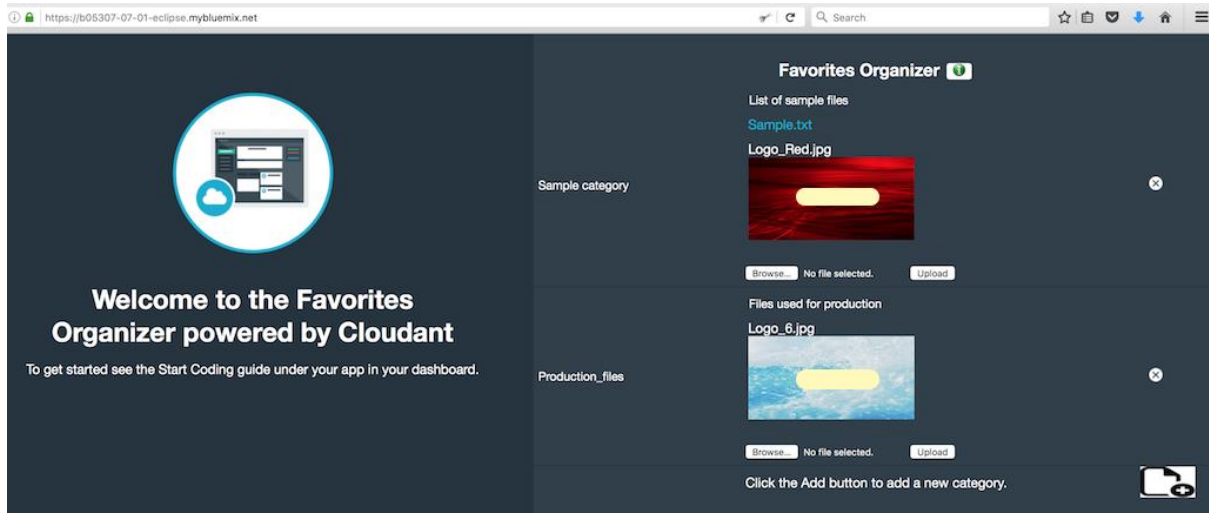
```

$ wsk package refresh
None refreshed successfully!
created bindings:
updated bindings:
Bluemix_B05307-07-01-eclipse-cloudantNoSQLDB_CCS-srv-binding-B05307_07_container_bsrv_demo-1467532601.21
deleted bindings:

```

```
[redacted]$ wsk package list
packages
/[redacted].com_dev/Bluemix_B05307-07-01-eclipse-cloudantNoSQLDB_CCS-srv-binding-
B05307_07_container_bsrv_demo-1467532601.21 private binding
```

```
[redacted]$ wsk trigger create B5307_07_CloudantTrigger --feed /[redacted]s@in.ibm.com_dev/Bluemix_B05307-07-01-eclipse-cloudantNo
SQLDB_CCS-srv-binding-B05307_07_container_bsrv_demo-1467532601.21/changes --param dbname sample_nosql_db --param includeDoc true
ok: created_trigger_feed B5307_07_CloudantTrigger
```



```
[redacted]$ wsk activation poll
Hit Ctrl-C to exit.
Polling for logs
Activation: B5307_07_CloudantTrigger (5692086b52164df7b3e9cc293b9082c7)
Activation: B5307_07_CloudantTrigger (399a77f1cd434654a7cb2c4e1cb2c045)
Activation: B5307_07_CloudantTrigger (79a8c286816f42cf8cec62a2ecc2c031)
Activation: B5307_07_CloudantTrigger (4d5be477dc0246f9b084f0dd52c36578)
```



Welcome to OpenWhisk

An [open source](#) serverless computing platform Beta

[Learn more](#)

[Develop](#)

[Monitor](#)

Create a trigger to listen to events from your favorite services or your own system. Define actions to do work when the trigger fires.

It's that easy.

[Use the CLI](#)

[Use the IOS SDK](#)

[Use the Docker SDK](#)

The screenshot shows the OpenWhisk web interface in the 'Develop' mode. The top navigation bar includes 'OpenWhisk', 'Develop', and 'Monitor'. On the left sidebar, there are sections for 'MY ACTIONS', 'MY SEQUENCES', 'MY RULES', and 'MY TRIGGERS'. The 'MY ACTIONS' section lists 'Hello World' and 'Hello World With Params'. The main area is a code editor for the 'Hello World' action, which is a Node.js function. The code is as follows:

```
/**
 * main() will be invoked when you Run This Action.
 * @param Whisk actions accept a single parameter,
 * which must be a JSON object.
 * @return The return value must also be JSON.
 * It will be the output of this action.
 */
function main() {
  return { "message": "hello world" };
}
```

Below the code, there is a hint: /* Hint: To invoke this action, click Run This Action */. At the bottom right, there is a link 'View REST Endpoint'. The bottom navigation bar includes 'Next Steps:' and buttons for 'Link Into A Sequence', 'Automate This Action', and 'Create a Rule'.

Create An Action

By creating an OpenWhisk action, you automatically get a REST endpoint



Choose a name for your new action

You are creating an OpenWhisk **action**. Choose an execution runtime, and, optionally, a sample from which to start. You can also choose to change the default quota settings.

Choose An Execution Runtime

JavaScript

- JavaScript
- JavaScript 6
- Swift
- Swift v3
- Python

Memory Quota In megabytes. [Learn more](#)

256

Select A Sample (Or Blank) Code To Start With

Start with a Blank State

Time Limit In seconds. [Learn more](#)

60

Cancel

Create Action

MY ACTIONS

- B05307_alert_cloudant_update
 - Hello World
 - Hello World With Params

MY SEQUENCES

- My First Sequence

Create An Action

Run This Action

B05307_alert_cloudant_update

```
/**
 *
 * main() will be invoked when you Run This Action.
 *
 * @param Whisk actions accept a single parameter,
 * which must be a JSON object.
 *
 * In this case, the params variable will look like:
 * { "message": "xxxx" }
 *
 * @return The return value must also be JSON.
 * It will be the output of this action.
 */
function main(params) {
  return { "message": "Cloudant database has been updated. _id: " + params._id};
}
```

```
$ wsk rule create --enable B05307-rule B5307_07_CloudantTrigger B05307_alert_cloudant_update
ok: created rule B05307-rule
ok: rule B05307-rule is active
```

Favorites Organizer i

Enter a description...

Sample category X

Choose File
no file selected
Upload

OpenWhisk
Editor [Dashboard](#)

Experimental OpenWhisk is experimental. It might not be stable, and might change in ways that are not compatible with earlier versions. It is not recommended for use in production environments.

Activity Summary

23

4.3%

76.9ms

NUMBER OF INVOCATIONS
ERROR RATE
AVERAGE EXECUTION TIME

Activity Log

- ✓ B05307_alert_cloudant_update
{ "message": "Cloudant database has been updated._id: 1467558148725" }
- ✓ B05307_alert_cloudant_update
{ "message": "Cloudant database has been updated._id: 1467558148725" }
- ✓ B05307_alert_cloudant_update
{ "message": "Cloudant database has been updated._id: 1467358974259" }

←
sample_nosql_db ▾
⋮

JSON
Table

Include Docs

- All Documents +
- Query
- Permissions
- Changes
- Design Documents +

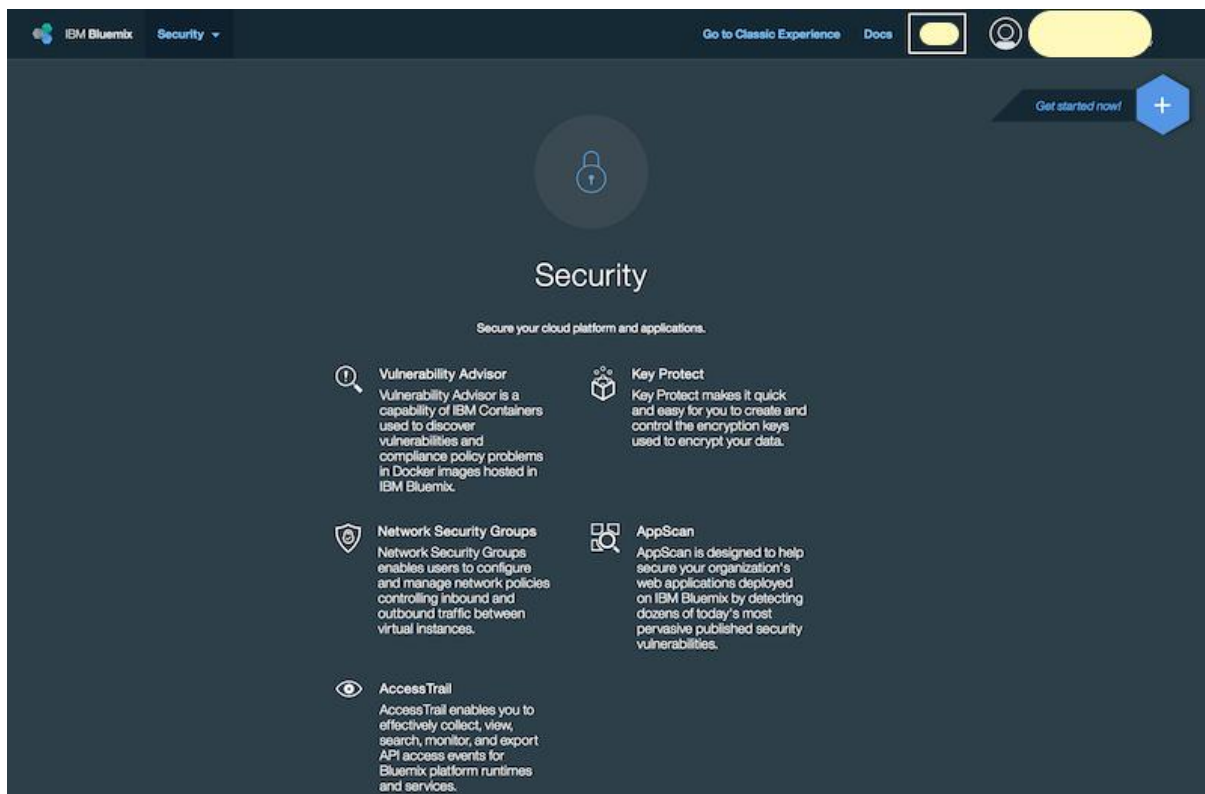
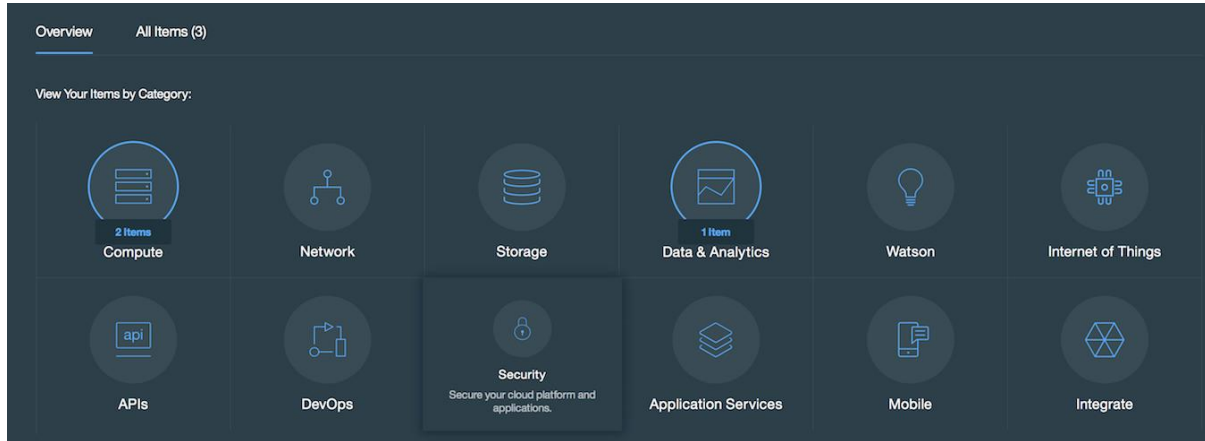
id "1467558148725"


```

{
  "_id": "1467558148725"
  "_rev": "2-12c5ad3e78ca8739dda67d1c8258de56"
  "value": {
    "rev": "2-12c5ad3e78ca8739dda67d1c8258de56"
  }
  "key": "1467558148725"
  "doc": {
    "_id": "1467558148725"
    "_rev": "2-12c5ad3e78ca8739dda67d1c8258de56"
    "name": "Sample category"
    "creation_date": "Sun Jul 03 15:02:28 UTC 2016"
    "value": ""
    "_attachments": {
      "openwhisk_test.rtf": {
        "content_type": "text/rtf"
        "revpos": 2
        "digest": "md5-dUC8bwW+eYqZW1EHroe2jQ=="
        "length": 376
        "stub": true
      }
    }
  }
}

```


Chapter 8: Security Services on Bluemix






Access Trail
Collect, view, search, monitor, and export logs for API access to IBM cloud platform runtime and services

IBM Beta




Application Security on Cloud
A robust, practical security vulnerability assessment for your web applications.

IBM




Key Protect
Secure keys

IBM Beta




Single Sign On
Implement user authentication for your web and mobile apps quickly, using simple policy-based configurations.

IBM




Adaptive Security Manager (ASM)
Frictionless Adaptive Multi-Factor Authentication

Third Party




Access Trail
Collect, view, search, monitor, and export logs for API access to IBM cloud platform runtime and services

IBM Beta




Application Security on Cloud
A robust, practical security vulnerability assessment for your web applications.

IBM




Key Protect
Secure keys

IBM Beta



Single Sign On
Implement user authentication for your web and mobile apps quickly, using simple policy-based configurations.

IBM



Adaptive Security Manager (ASM)
Frictionless Adaptive Multi-Factor Authentication

Third Party

Access Trail

The Access Trail service enables you to view, search, and export API access logs for IBM cloud runtime and services. You can then use the information to improve solution visibility, consider security improvements, and comply with regulatory audit requirements.

IBM Beta

[View Docs](#)


AUTHOR IBM
PUBLISHED 04/06/2016
TYPE Service

Features

- IBM Access Trail automatically creates a secure audit log of all API calls into the IBM Cloud including the IP address and identity of the caller along with request and response messages including time stamps for each. The service offers some dynamic query and visualization tools but also allows users to leverage third party analytics on the data. This critical data forms the basis for many security compliance policies.
- Under the security section of the service catalog you will find 'Access Trail'. By adding this service to your org/spaces you will enable collection of your API logs. At anytime you can navigate to the Access Trail service instance from your Bluemix dashboard. There you will find rich open tooling to query, navigate, and interrogate your API logs. You can also control the level of detail to be collected by the service

Screenshots

Click an image to enlarge. Screenshots reflect the Bluemix console of Access Trail after the service has been provisioned.



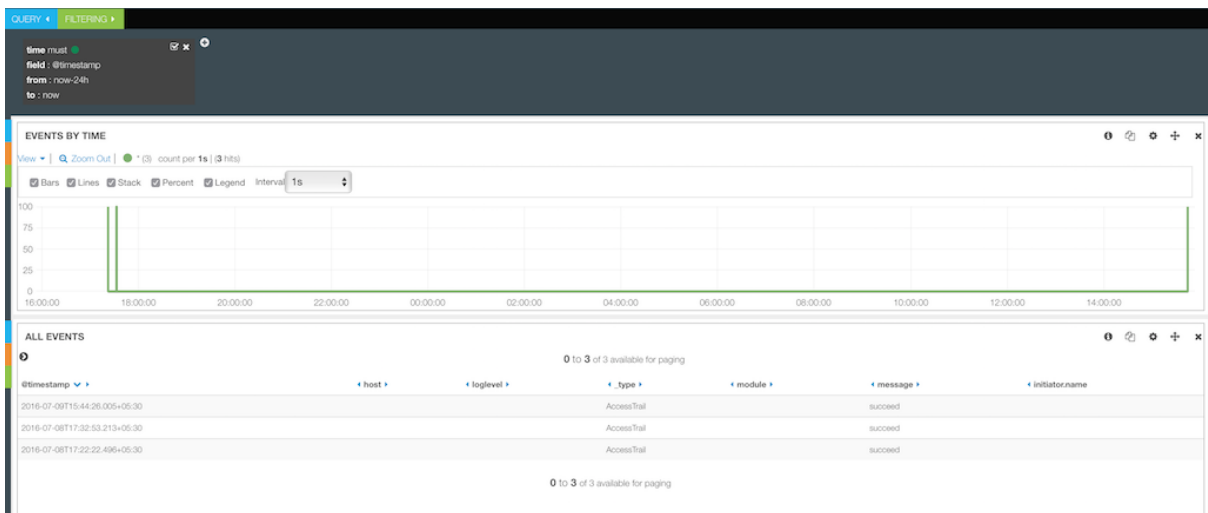
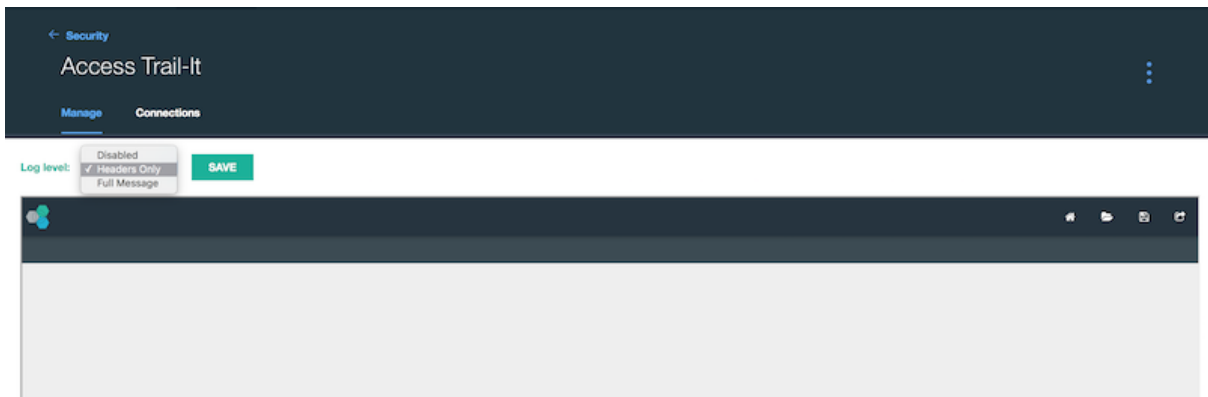
Pricing Plans

Monthly prices shown are for country or region: [India](#)

Plan	Features	Pricing
✓ free		Free
free		

[Terms](#)

Need Help? [Estimate Monthly Cost](#) [Create](#)



ALL EVENTS

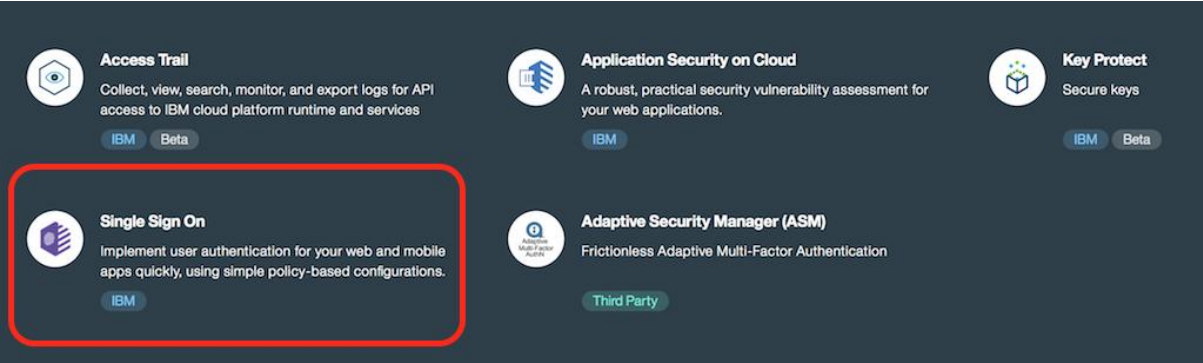
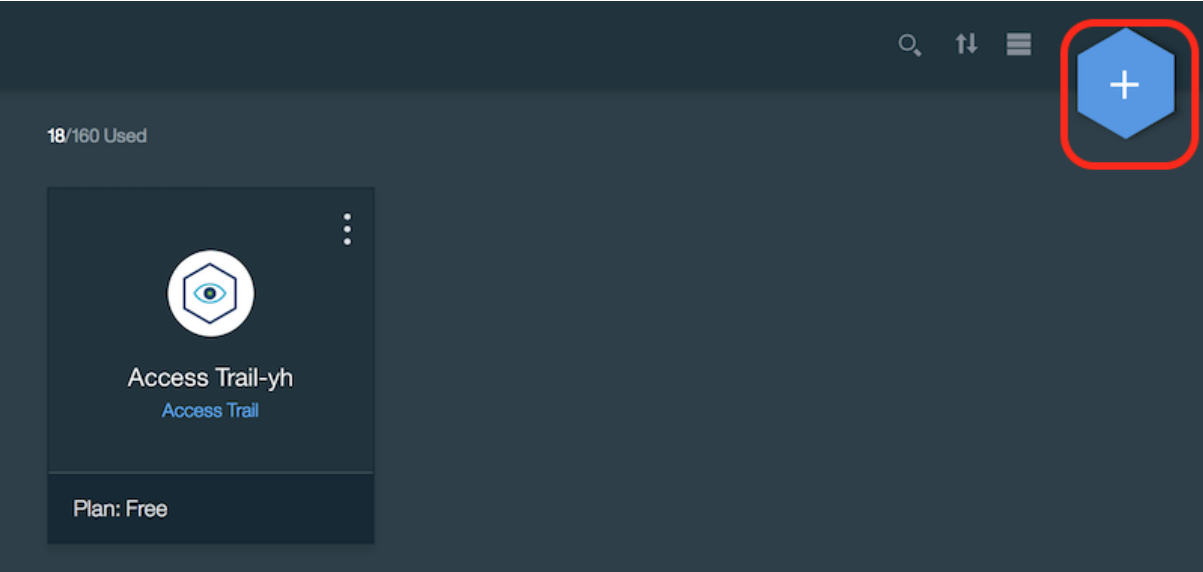
0 to 3 of 3 available for paging

@timestamp	host	loglevel	type	module	message	initiatorname
2016-07-09T15:44:26.005+05:30			AccessTrail		succeed	

View: Table / JSON / Raw

```
{
  "_index": "logstash-2016.07.09",
  "_type": "AccessTrail",
  "_id": "AVXPJrKVIIdIYHKvaut-",
  "_score": null,
  "_source": {
    "message": "succeed",
    "@version": "1",
    "@timestamp": "2016-07-09T10:14:26.005Z",
    "typeURI": "http://schemas.dmf.org/cloud/audit/1.0/event",
    "type": "AccessTrail",
    "ALCH_TENANT_ID": "9a2ff98e-b9b3-420a-9b45-05c1039fc90b",
    "id": "acesstrail:6bfae24a-aa8c-4a72-8912-8300ec494c6a",
    "eventType": "activity",
    "eventTime": "2016-07-09T10:14:26.578Z",
    "action": "read.loglevel",
    "outcome": "succeed",
    "initiator": {
      "id": "bluemix:9a2ff98e-b9b3-420a-9b45-05c1039fc90b",
      "host": {
        "address": "75.126.37.101"
      },
      "credential": {
        "token": "chiddens",
        "type": "token"
      }
    },
    "target": {
      "typeURI": "service/iauth/admin/loglevel",
      "name": "iauth",
      "host": {
        "agent": "kong/0.7.0"
      },
      "credential": {}
    }
  },
}
```

```
"observer": {
  "id": "8a96c097-f305-4197-8372-503024b48ead",
  "name": "EdgeService",
  "host": {
    "address": "iauth.edge.ibm.com"
  },
  "credential": {}
},
"requestPath": "/v1/admin/logLevel/9a2ff98e-b9b3-428a-9b45-05c1039fc90b",
"reason": {
  "reasonCode": "200",
  "reasonType": "http"
},
"severity": "normal",
"tags": [
  ""
],
"attachments": [
  {
    "typeURI": "request/headers",
    "contentType": "application/json",
    "content": "{\"accept\":\"application/json\", \"connection\":\"close\", \"host\":\"iauth.edge.ibm.com\", \"service_provider_email\":\"alchemy_550_Squad@p.vnet.ibm.com\", \"service_provider_name\":\"iauth\", \"service_provider_project_id\":\"8af2bab1-c4be-4f8c-b8a0-15b585c2340\", \"service_provider_region\":\"ng\", \"x-auth-project-id\":\"9a2ff98e-b9b3-428a-9b45-05c1039fc90b\", \"x-auth-region\":\"ng\", \"x-auth-token\":\"\\u003dhidden\\u003e\"}"
  },
  {
    "typeURI": "response/headers",
    "contentType": "application/json",
    "content": "{\"connection\":\"close\", \"content-type\":\"application/json\", \"transfer-encoding\":\"chunked\", \"via\":\"kong/0.7.0\", \"x-kong-proxy-latency\":\"10\", \"x-kong-upstream-latency\":\"1103\", \"x-ratelimit-limit-second\":\"60\", \"x-ratelimit-remaining-second\":\"59\"}"
  }
],
"reporterchain": [
  {
    "role": "relay",
    "reporterId": "accesstrail:d96695c0-721a-48f9-852e-9a60118e2954",
    "reportedTime": "2016-07-09T10:14:21.864Z"
  }
],
"api": {
  "name": "iauth.edge.ibm.com",
  "id": "8a96c097-f305-4197-8372-503024b48ead",
  "createdAt": "2016-07-05T03:30:24Z"
}
},
```



Single Sign On

Implement user authentication for your web and mobile apps quickly, using simple policy-based configurations.

IBM

Connect to:

Leave unbound

[View Docs](#)

AUTHOR IBM
PUBLISHED 05/04/2016
TYPE Service
LOCATION US Northeast

Service name:

Single Sign On-vt

Features

- Secure apps with confidence, not a lot of coding

Add user authentication to your apps with policy-based configuration options and an easy-to-use SDK. Writing Java apps? Take advantage of our zero-coding approach.

- You choose the identity sources and we do the rest

Whether you are using an existing enterprise directory with SAML, popular social identity sources like Facebook, LinkedIn, and Google, or you want to create your own cloud directory, it's easy to setup. Even better, apps don't require knowledge about all of the sources that users might authenticate from.

Screenshots

Click an image to enlarge. Screenshots reflect the Bluemix console of Single Sign On after the service has been provisioned.



Pricing Plans

Monthly prices shown are for country or region: [India](#)

Plan	Features	Pricing
✓ Standard	10 free application users per month	₹120.75 INR/Application-User

Authenticate 10 application users for free each month. You pay for each additional application user per month that is authenticated with the service.

← Security

Single Sign On-vt

Manage

Connections

Welcome

Configure and Deploy

Configure a service to bind an application to.

Provide a name to the service. This name will be part of the service URL.

Continue

← Security

Single Sign On-vt

Manage Connections

Single Sign-On SETUP DESIGN

Add New Identity Source

- SAML Enterprise
- Cloud Directory
- LinkedIn
- Facebook
- Google+
- GitHub

Click a provider to add a new identity source

Manage Connections

←

B05307-Cloud Directory ← Name of your cloud directory Save

Cloud Directory

Users Groups Download Cloud Directory Sync.

Search text Q + ↑

<input type="checkbox"/>	Username	Name	Email	Date created
No matching users found				

Users Groups Download Cloud Directory Sync.

Search text 🔍 + ↗

Username **Name** **Date created**

No matching users found

Add user

Username

Password

Verify password

Given name

Surname

Email

Cancel Save

Users Groups Download Cloud Directory Sync.

Search text 🔍 + ↗

<input type="checkbox"/>	Username	Name	Email	Date created
<input type="checkbox"/>	demouser2	Demo User2	demouser2@dummy.com	7/9/16
<input type="checkbox"/>	demouser1	Demo User1	demouser1@dummy.com	7/9/16

Users Groups Download Cloud Directory Sync.

Search text

<input type="checkbox"/>	Username	Name	Email	Date created
<input type="checkbox"/>	demouser2			7/9/16
<input type="checkbox"/>	demouser1			7/9/16

User Import


Upload a comma-separated values or CSV file. [Click here](#) to download sample file.

File input

Default password for all users

Password

Verify password

B05307-Cloud Directory Cloud Directory Save 

Users Groups Download Cloud Directory Sync.

Search text

Settings

- Password Policy
- API Access

User Self Care Base URL:

Management Endpoint URL:

OAuth Token Endpoint URL:

← Security

Single Sign On-vt

Manage Connections

Single Sign-On

SETUP DESIGN

Add New Identity Source

- SAML Enterprise
- Cloud Directory
- LinkedIn**
- Facebook
- Google+
- GitHub

Click a provider to add a new identity source

Single Sign On-vt

Manage Connections

←

B05307-LinkedIn
LinkedIn

Save

Configure Identity Source

Step 1

Register Your App with LinkedIn

[Click here](#) to go to the LinkedIn web site to register your application for single sign-on.

You will have to provide LinkedIn with information about your application including this OAuth Redirect URI:

```
https://sso-demo-b05307-tvq5m1reup-cm13.iam.ibmcloud.com/idaas/mtfsm/sps/idaas/login/linkedin/callback
```

Step 2

Input Tokens from LinkedIn

After registering, you will receive an OAuth Client ID and Client Secret. Add them here:

Client ID:

Client Secret:



Authentication

- Settings
- Roles
- Mobile
- JavaScript
- OS
- Usage & Limits
- My Applications

Authentication Keys

Client ID: 78832o8jg17ky5

Client Secret: GXWJeLHeJ1zB6RC8

Default Application Permissions

- r_basicprofile
- r_emailaddress
- rw_company_admin
- w_share

OAuth 2.0

Authorized Redirect URLs:

 Add

<https://sso-demo-b05307-tvq5m1reup-cm13.iam.ibmcloud.com/ic> ✕

OAuth 1.0a

Default "Accept" Redirect URL:

Single Sign On-vt

Manage Connections

B05307-LinkedIn

LinkedIn

Save

Configure Identity Source

Step 1

Register Your App with LinkedIn

[Click here](#) to go to the LinkedIn web site to register your application for single sign-on.

You will have to provide LinkedIn with information about your application including this OAuth Redirect URI:

<https://sso-demo-b05307-tvq5m1reup-cm13.iam.ibmcloud.com/daas/mtfm/sps/daas/login/linkedin/callback>

Step 2

Input Tokens from LinkedIn

After registering, you will receive an OAuth Client ID and Client Secret. Add them here:

Client ID:

Client Secret:



Authentication

- Settings
- Roles
- Mobile
- JavaScript
- OS
- Usage & Limits
- My Applications

Authentication Keys

Client ID: 78832o8jg17ky5

Client Secret: GXWJeLHeJ1zB6RC8

Default Application Permissions

- r_basicprofile
- r_emailaddress
- rw_company_admin
- w_share

OAuth 2.0

Authorized Redirect URLs:

OAuth 1.0a

Default "Accept" Redirect URL:

B05307-LinkedIn

LinkedIn

Save

Configure Identity Source

Step 1

Register Your App with LinkedIn

[Click here](#) to go to the LinkedIn web site to register your application for single sign-on.

You will have to provide LinkedIn with information about your application including this OAuth Redirect URI:

Step 2

Input Tokens from LinkedIn

After registering, you will receive an OAuth Client ID and Client Secret. Add them here:

Client ID:

Client Secret:

← Security

Single Sign On-vt

Manage Connections

Single Sign-On SETUP DESIGN

Add New Identity Source

- SAML Enterprise
- Facebook
- Google+
- GitHub

Enabled	B05307-Cloud Directory Cloud Directory	
Enabled	B05307-LinkedIn LinkedIn	

B05307-Facebook

Facebook

Save

Configure Identity Source

Step 1

Register Your App with Facebook

[Click here](#) to go to the Facebook web site to register your application for single sign-on.

You will have to provide Facebook with information about your application including this OAuth Redirect URI:

`https://sso-demo-b05307-tvq5m1reup-cm13.iam.ibmcloud.com/idaas/mtfm/sps/idaas/login/facebook/callback`

Step 2

Input Tokens from Facebook

After registering, you will receive an OAuth App ID and App Secret. Add them here:

App ID:

174743966264338

App Secret:

09ab12d958d8d447a2ef8fcc3805a15d

← Security

Single Sign On-vt

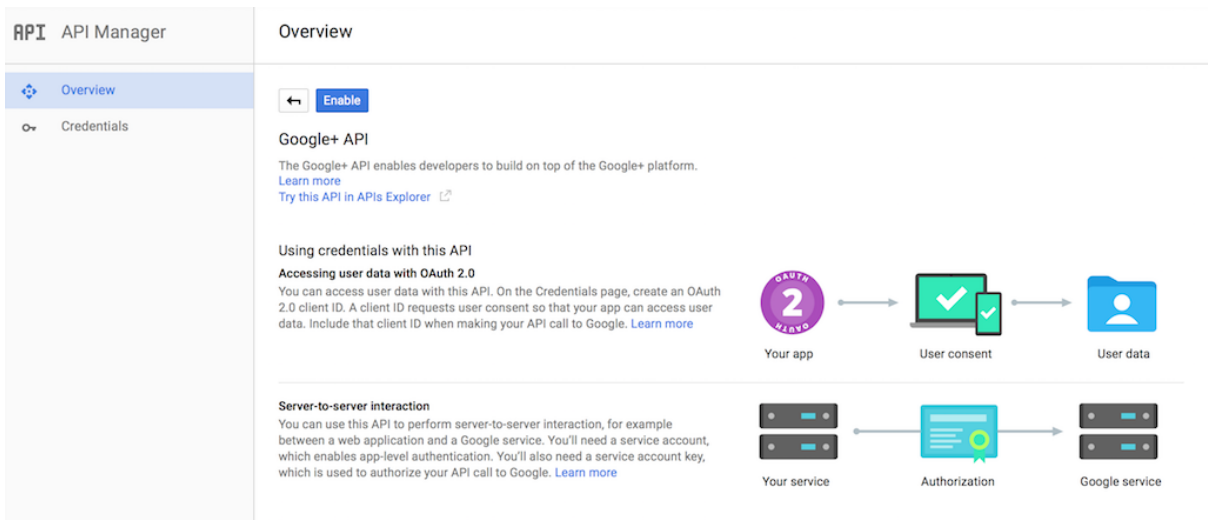
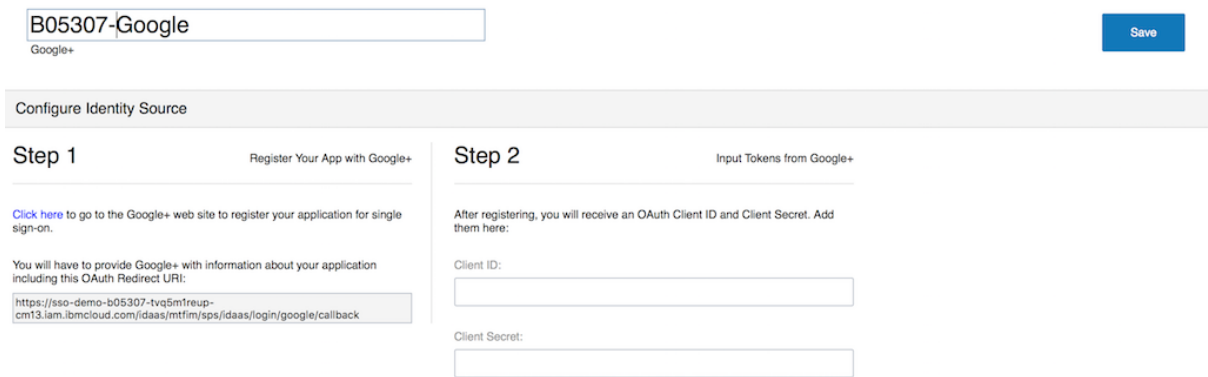
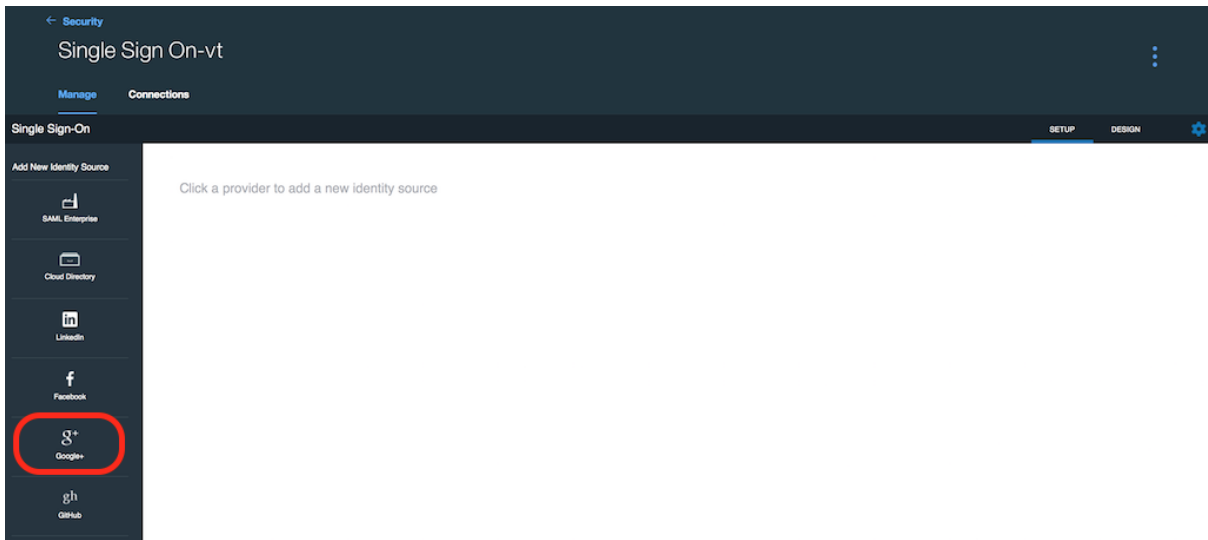
Manage Connections

Single Sign-On SETUP DESIGN

Add New Identity Source

- SAML Enterprise
- Google+
- GitHub

Enabled	B05307-Cloud Directory Cloud Directory	Delete
Enabled	B05307-LinkedIn LinkedIn	
Enabled	B05307-Facebook Facebook	



API API Manager

Credentials

Overview
Credentials

Credentials OAuth consent screen Domain verification

APIs
Credentials

You need credentials to access APIs. [Enable the APIs you plan to use](#) and then create the credentials they require. Depending on the API, you need an API key, a service account, or an OAuth 2.0 client ID. [Refer to the API documentation](#) for details.

Create credentials ▾

Google APIs

mysecuritydemo

API API Manager

Credentials

Overview
Credentials

Credentials OAuth consent screen Domain verification

APIs
Credentials

You need credentials to access APIs. [Enable the APIs you plan to use](#) and then create the credentials they require. Depending on the API, you need an API key, a service account, or an OAuth 2.0 client ID. [Refer to the API documentation](#) for details.

Create credentials ▾

API key
Identifies your project using a simple API key to check quota and access.
For APIs like Google Translate.

OAuth client ID
Requests user consent so your app can access the user's data.
For APIs like Google Calendar.

Service account key
Enables server-to-server, app-level authentication using robot accounts.
For use with Google Cloud APIs.

Help me choose
Asks a few questions to help you decide which type of credential to use.

Configure Identity Source

Step 1

Register Your App with Google+

[Click here](#) to go to the Google+ web site to register your application for single sign-on.

You will have to provide Google+ with information about your application including this OAuth Redirect URI:

<https://sso-demo-b05307-tvq5m1reup-cm13.lam.ibmcloud.com/idaas/mtfm/sps/idaas/login/google/callback>

Step 2

Input Tokens from Google+

After registering, you will receive an OAuth Client ID and Client Secret. Add them here:

Client ID:

839121715224-8boogu39epc26dj7ujplkngsroaqh18.apps.googleusercontent.com

Client Secret:

__L7-QznEnUodh-XwjZW5IGkL_

RPI API Manager

Overview

Credentials

Credentials



Create client ID

Application type

- Web application
- Android [Learn more](#)
- Chrome App [Learn more](#)
- iOS [Learn more](#)
- PlayStation 4
- Other

Name

mysecuritydemoclient

Restrictions

Enter JavaScript origins, redirect URIs, or both

Authorized JavaScript origins

For use with requests from a browser. This is the origin URI of the client application. It can't contain a wildcard (http://*.example.com) or a path (http://example.com/subdir). If you're using a nonstandard port, you must include it in the origin URI.

http://myvaadinapp-b05307.mybluemix.net

http://www.example.com

Authorized redirect URIs

For use with requests from a web server. This is the path in your application that users are redirected to after they have authenticated with Google. The path will be appended with the authorization code for access. Must have a protocol. Cannot contain URL fragments or relative paths. Cannot be a public IP address.

<https://sso-demo-b05307-tvq5m1reup-cm13.lam.ibmcloud.com/idaas/mtfm/sps/idaas/login/google/callback>

Create

Cancel

OAuth client

Here is your client ID

839121715224-8boogu39epc26dj7ujplkngsroaqlh18.apps.googleusercontent.com

Here is your client secret

_L7-QznEnUodh-XwjZW5IGkL

OK

Single Sign On-vt

Manage Connections

Single Sign-On SETUP DESIGN

Add New Identity Source

- SAML Enterprise
- gh GitHub

<input checked="" type="checkbox"/> Enabled	B05307-Cloud Directory Cloud Directory	
<input checked="" type="checkbox"/> Enabled	B05307-LinkedIn LinkedIn	
<input checked="" type="checkbox"/> Enabled	B05307-Facebook Facebook	
<input checked="" type="checkbox"/> Enabled	B05307-Google Google+	


Eclipse Marketplace

Select solutions to install. Press Finish to proceed with installation.
Press the information button to see a detailed overview and a link to more information.


Search Recent Popular Installed

Find: Vaadin All Markets All Categories Go


Vaadin Plugin for Eclipse 3.0.0

 Vaadin Framework is an open source Java UI library for creating rich web user interfaces. Using its component based API developers can create stunning web... [more info](#)


by Vaadin Ltd, Apache 2.0
[Java J2EE web rla java ee GWT vaadin](#)

★ 49  Installs: **133K** (2,702 last month)


Liferay IDE 3.0.0

 Liferay IDE provides Eclipse tooling for Liferay development platform for versions 6.2 and 7.0 including support for module development (OSGi) for Liferay Digital... [more info](#)


by Liferay, Inc, LGPL
[liferay portlet tomcat social gadgets widgets JSF vaadin](#)

★ 26  Installs: **55.8K** (1,007 last month)


JBizMo 2.2.0

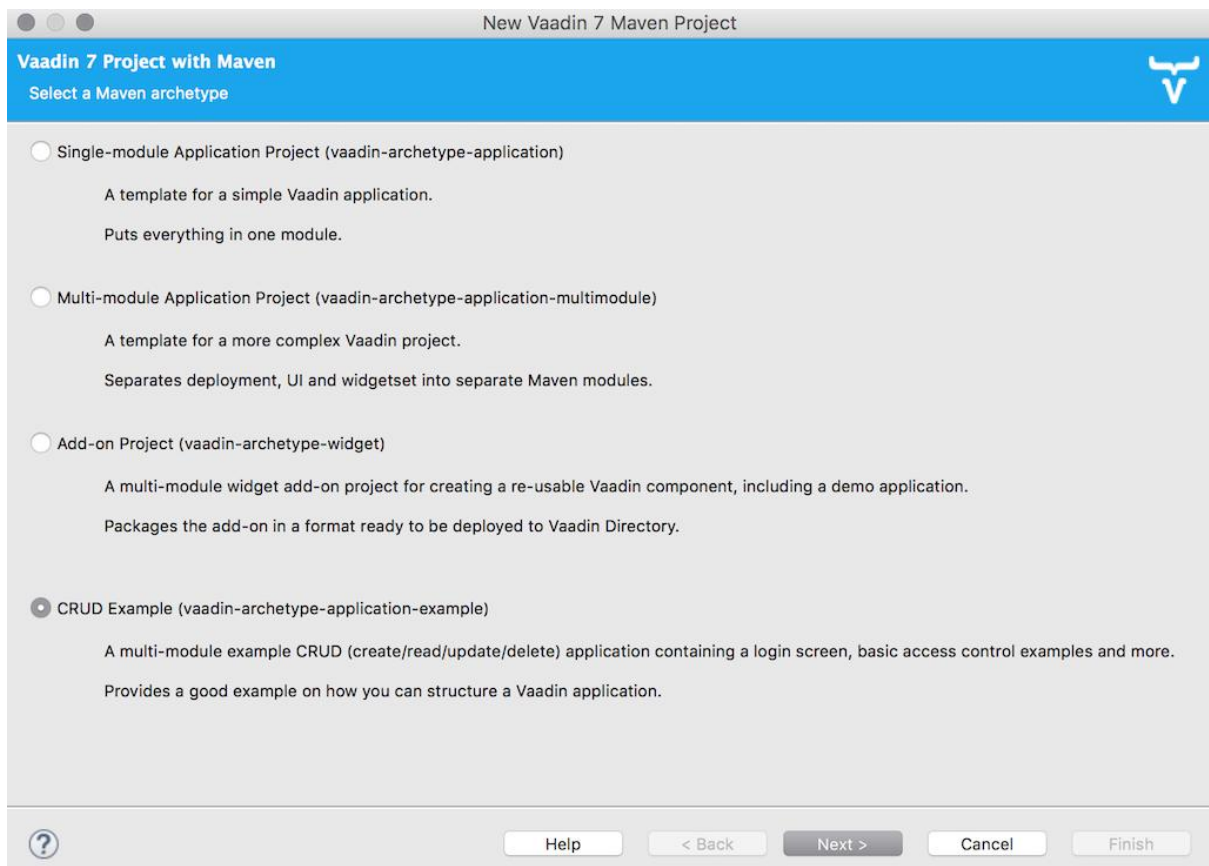
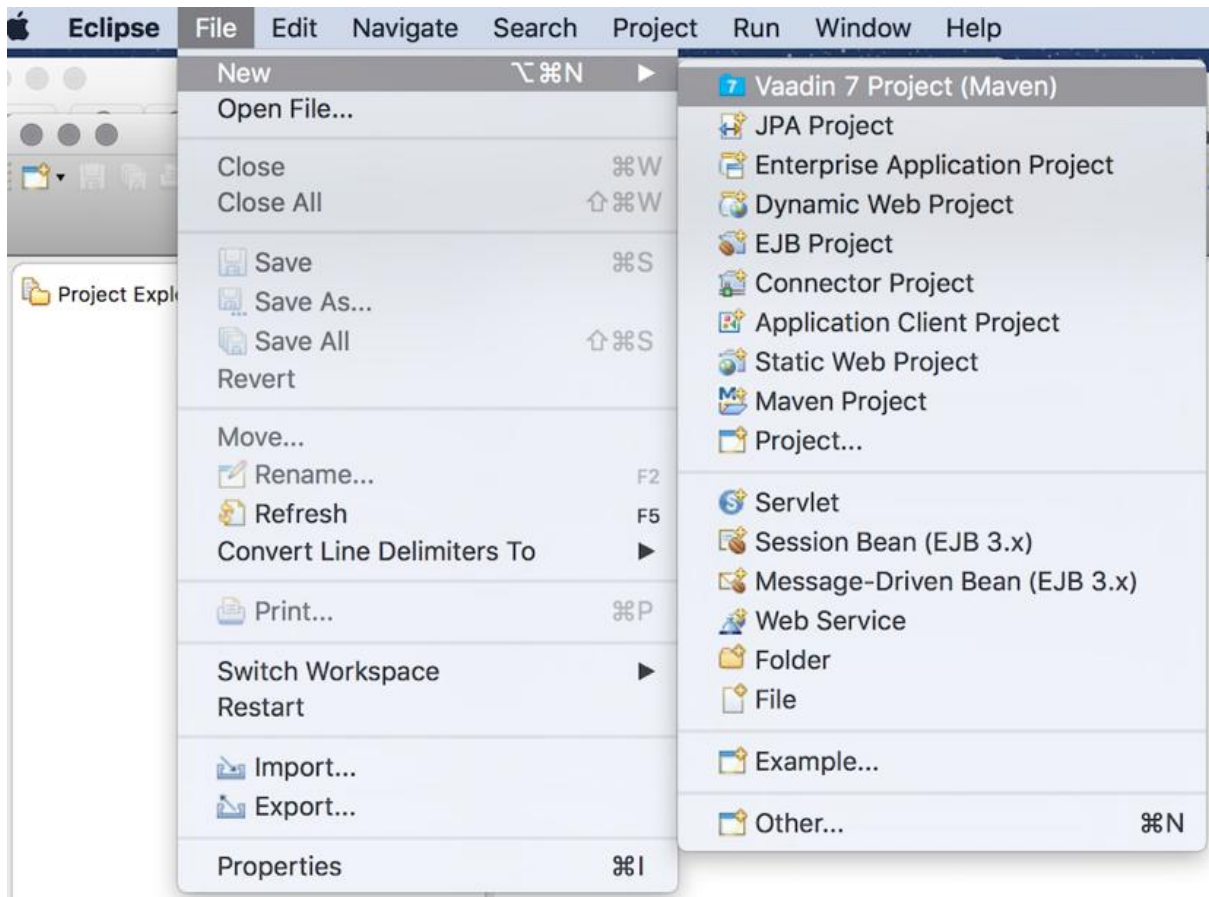
 JBizMo supports building of JavaFX, Eclipse RCP, Eclipse RAP, Swing, JSF (Primefaces) and Vaadin applications. The generated applications can run in a stand-alone... [more info](#)

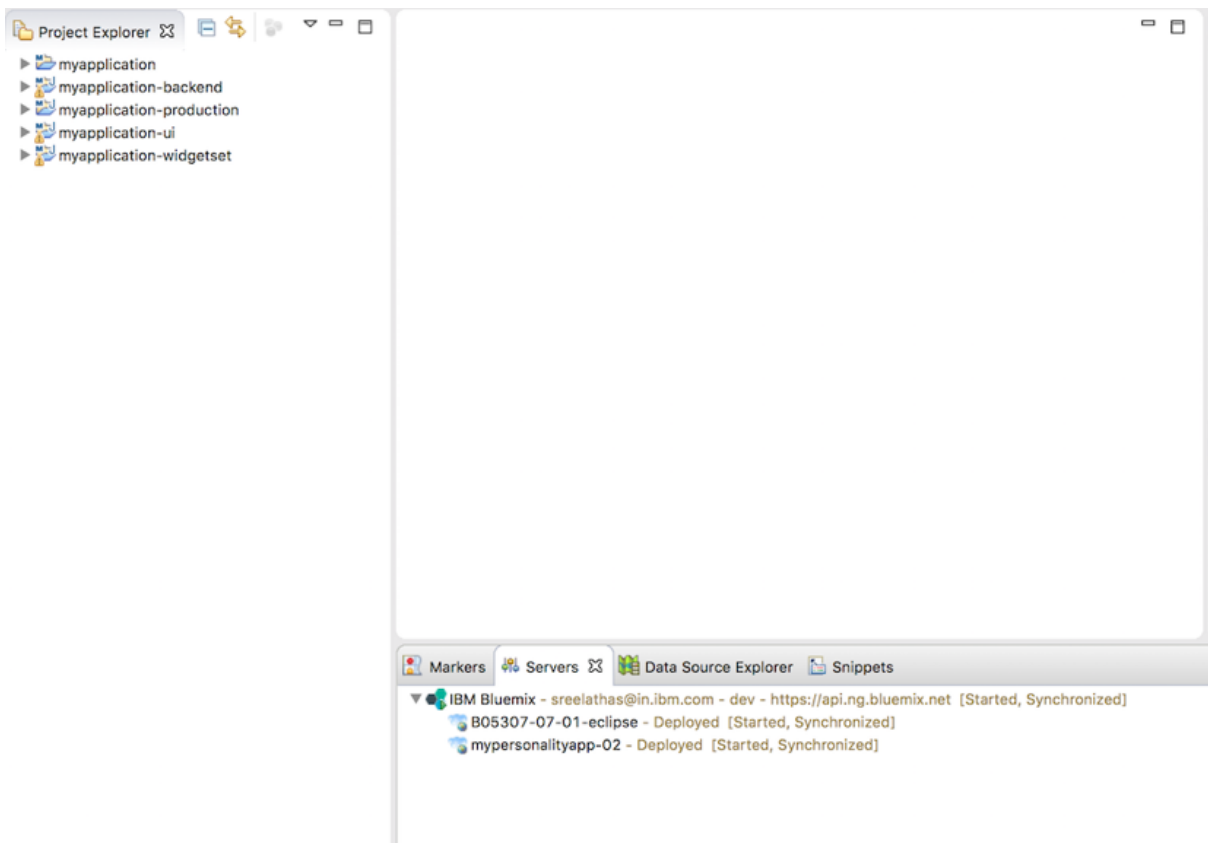
by Martin Ganserer, GPL
[jpa JSF JavaEE maven primefaces RCP RAP vaadin spring](#)

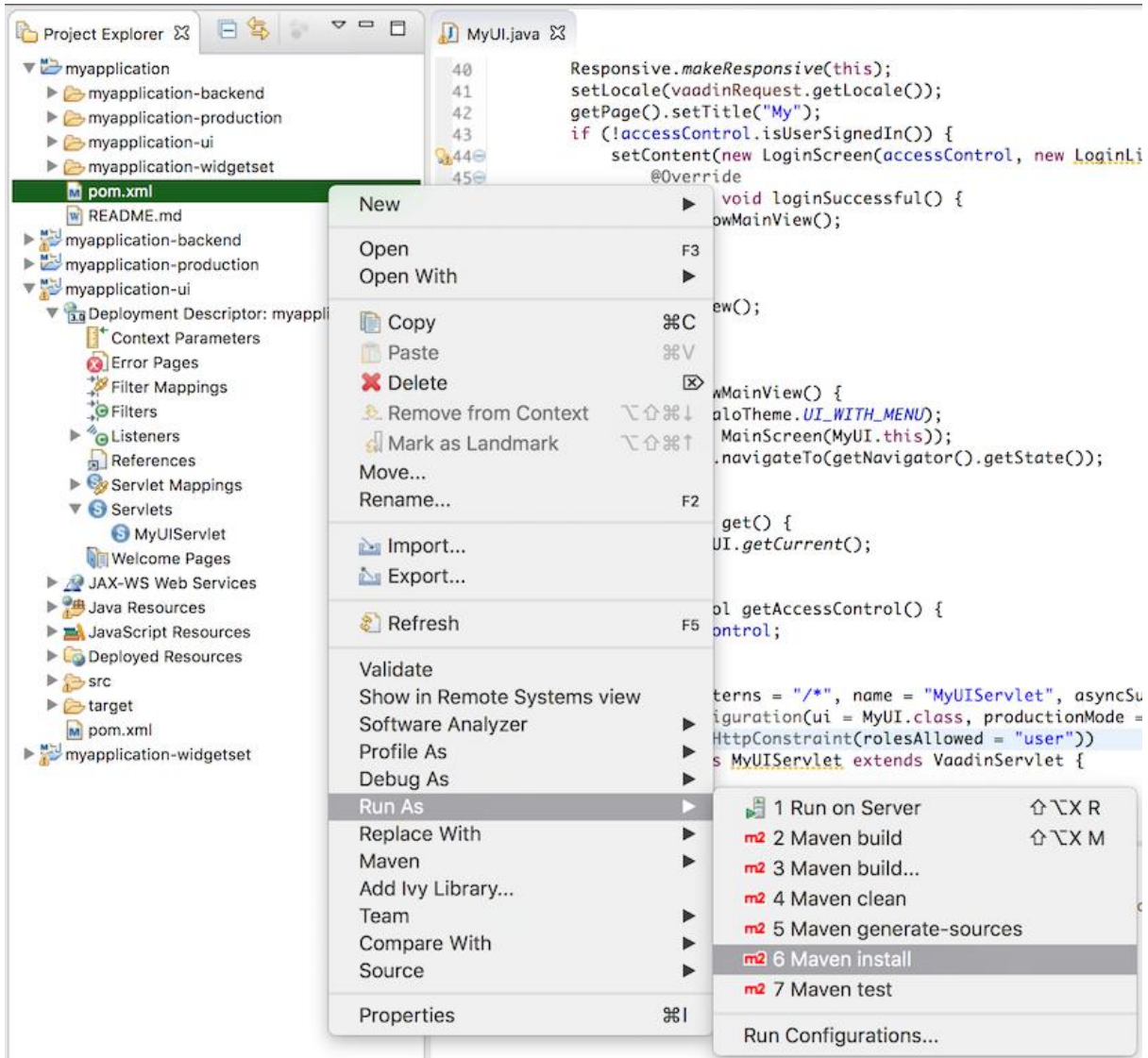
★ 2  Installs: **3.13K** (111 last month)

Marketplaces









```

40 Responsive.makeResponsive(this);
41 setLocale(vaadinRequest.getLocale());
42 getPage().setTitle("My");

<terminated> [Library/Java/JavaVirtualMachines/jdk1.8.0_91_jdk/Contents/Home/bin/java (09-Jul-2016 7:45:56 pm)
[WARNING] File encoding has not been set, using platform encoding UTF-8, i.e. build is platform dependent!
[INFO] --- maven-failsafe-plugin:2.16:verify (verify) @ myapplication-ui ---
[INFO] Failsafe report directory: /Users/.../user-folder/workspace/examples4/myapplication/myapplication-ui/
[WARNING] File encoding has not been set, using platform encoding UTF-8, i.e. build is platform dependent!
[INFO] --- maven-install-plugin:2.4:install (default-install) @ myapplication-ui ---
[INFO] Installing /Users/.../user-folder/workspace/examples4/myapplication/myapplication-ui/target/myapplic
[INFO] Installing /Users/.../user-folder/workspace/examples4/myapplication/myapplication-ui/pom.xml to /User
[INFO] Installing /Users/.../user-folder/workspace/examples4/myapplication/myapplication-ui/target/myapplic
[INFO]
[INFO] -----
[INFO] Building myapplication-production 1.0-SNAPSHOT
[INFO] -----
[INFO] --- maven-resources-plugin:2.6:resources (default-resources) @ myapplication-production ---
[INFO] Using 'UTF-8' encoding to copy filtered resources.
[INFO] skip non existing resourceDirectory /Users/.../user-folder/workspace/examples4/myapplication/myapplic
[INFO] --- maven-compiler-plugin:3.0:compile (default-compile) @ myapplication-production ---
[INFO] No sources to compile
[INFO] --- maven-resources-plugin:2.6:testResources (default-testResources) @ myapplication-production ---
[INFO] Using 'UTF-8' encoding to copy filtered resources.
[INFO] skip non existing resourceDirectory /Users/.../user-folder/workspace/examples4/myapplication/myapplic
[INFO] --- maven-compiler-plugin:3.0:testCompile (default-testCompile) @ myapplication-production ---
[INFO] No sources to compile
[INFO] --- maven-surefire-plugin:2.12.4:test (default-test) @ myapplication-production ---
[INFO]
[INFO] Reactor Summary:
[INFO]
[INFO] myapplication-parent ..... SUCCESS [ 0.552 s]
[INFO] myapplication-widgetset ..... SUCCESS [ 5.556 s]
[INFO] myapplication-backend ..... SUCCESS [ 0.970 s]
[INFO] myapplication-ui ..... SUCCESS [ 6.080 s]
[INFO] myapplication-production ..... SUCCESS [ 0.034 s]
[INFO] -----
[INFO] BUILD SUCCESS
[INFO] -----
[INFO] Total time: 13.511 s
[INFO] Finished at: 2016-07-09T19:46:11+05:30
[INFO] Final Memory: 37M/276M
[INFO] -----

```

```

target --bash -- 169x57
$ cf push myvaadinapp-b05307 -p myapplication-ui-1.0-SNAPSHOT-war
Creating app myvaadinapp-b05307 in org ...
OK

Creating route myvaadinapp-b05307.mybluemix.net...
OK

Binding myvaadinapp-b05307.mybluemix.net to myvaadinapp-b05307...
OK

Uploading myvaadinapp-b05307...
Uploading app files from: /var/folders/81/g_8p5x257c3bjjsbmfmyyf80000gq/T/unzipped-app008060618
Uploading 1.5M, 77 files
Done uploading
OK

Starting app myvaadinapp-b05307 in org ...
----> Downloaded app package (28M)
----> Liberty Buildpack Version: v3.0-20160608-1450
----> Retrieving IBM 1.8.0_20160428 JRE (ibm-java-jre-8.0-3.0-pxa6480sr3-20160428_01-cloud.tgz) ... (0.0s)
Expanding JRE to .java ... (1.0s)
----> Retrieving App Management 1.17.0_20160418-1204 (app-mgmt_v1.17-20160418-1204.zip) ... (0.0s)
Expanding App Management to .app-management (0.1s)
----> Retrieving com.ibm.ws.liberty-16.0.0-201606081450.tar.gz ... (0.0s)
Installing archive ... (1.0s)
----> Warning: Liberty feature set is not specified. Using the default feature set: ["beanValidation-1.1", "cdi-1.2", "ejbLite-3.2", "el-3.0", "jaxrs-2.0", "jdbc-4.1", "jndi-1.0", "jpa-2.1", "jsf-2.2", "jsonp-1.0", "jsp-2.3", "managedBeans-1.0", "servlet-3.1", "websocket-1.1"]. For the best results, explicitly set the features via the JBP_CONFIG_LIBERTY environment variable or deploy the application as a server directory or packaged server with a custom server.xml file.
----> Liberty buildpack is done creating the droplet

----> Uploading droplet (147M)

0 of 1 instances running, 1 starting
0 of 1 instances running, 1 starting
1 of 1 instances running

App started

OK

App myvaadinapp-b05307 was started using this command `liberty/initial_startup.rb`

Showing health and status for app myvaadinapp-b05307 in ...
OK

requested state: started
instances: 1/1
usage: 16 x 1 instances
url: myvaadinapp-b05307.mybluemix.net
last uploaded: Sun Jul 10 02:46:00 UTC 2016
stack: unknown
buildpack: Liberty for Java(TM) (WAR, liberty-16.0.0_2, buildpack-v3.0-20160608-1450, ibmjdk-1.8.0_20160428, env)

#0 state since cpu memory disk details
running 2016-07-10 08:17:17 AM 260.4% 218.9M of 1G 201.2M of 1G

```

Login Information

Log in as "admin" to have full access.
Log in with any other username to have read-only access. For all users, any password is fine

Username

Password

[Login](#) [Forgot password?](#)

My CRUD

Inventory

About

Filter

[New product](#)

Id	Product Name	Price	Availability	Stock Count	Category
1	Beginners guide to ice hockey	14.70 €	Coming	-	Children's books
2	Being awesome at feeling down	27.80 €	Available	378	Cookbooks
3	Learning the basics of designing tree houses	28.40 €	Discontinued	-	Mystery, Cookbooks
4	The secrets of dummies	11.00 €	Discontinued	-	Romance
5	The cheap way to meditation	23.70 €	Discontinued	-	Sci-fi, Thriller
6	Encyclopedia of playing the cello	25.50 €	Coming	-	Best sellers, Cookbooks
7	The cheap way to elephants	27.70 €	Coming	-	Non-fiction
8	Surviving gardening	5.00 €	Discontinued	-	Romance
9	Becoming one with debugging	8.60 €	Available	6	Best sellers, Romance
10	The life changer: debugging	28.60 €	Coming	-	Sci-fi
11	Becoming one with intergalaxy travel	16.50 €	Discontinued	-	Best sellers, Cookbooks
12	Encyclopedia of winter bathing	13.70 €	Coming	-	Best sellers, Mystery

```

target -- bash -- 169x57
$ cf push myvaadinapp-b05307 -p myapplication-ui-1.0-SNAPSHOT.war
Updating app myvaadinapp-b05307 in org ...
OK

Uploading myvaadinapp-b05307...
Uploading app files from: /var/folders/81/g_8p5x257c3bjjsbmfmyf80000qq/T/unzipped-app951561899
Uploading 424.2K, 77 files
Done uploading
OK

Stopping app myvaadinapp-b05307 in org ...
OK

Starting app myvaadinapp-b05307 in org ...
----> Downloaded app package (20M)
----> Downloaded app buildpack cache (4.0K)
----> Liberty Buildpack Version: v3.0-20160608-1450
----> Retrieving IBM 1.8.0_20160428 JRE (ibm-java-jre-8.0-3.0-pxa6480sr3-20160428_01-cloud.tgz) ... (0.0s)
----> Expanding JRE to .java ... (1.8s)
----> Retrieving App Management 1.17.0_20160418-1204 (app-mgmt_v1.17-20160418-1204.zip) ... (0.0s)
----> Expanding App Management to .app-management (0.1s)
----> Retrieving com.ibm.ws.liberty-16.0.0-201606081450.tar.gz ... (0.0s)
----> Installing archive ... (1.0s)
----> Warning: Liberty feature set is not specified. Using the default feature set: ["beanValidation-1.1", "cdi-1.2", "ejbLite-3.2", "el-3.0", "jaxrs-2.0", "jdbc-4.1", "jndi-1.0", "jpa-2.1", "jsf-2.2", "jsonp-1.0", "jsp-2.3", "managedBeans-1.0", "servlet-3.1", "websocket-1.1"]. For the best results, explicitly set the features via the JBP_CONFIG_LIBERTY environment variable or deploy the application as a server directory or packaged server with a custom server.xml file.
----> Auto-configuration is creating config for service instance 'Single Sign On-vt' of type 'SingleSignOn'
----> Liberty buildpack is done creating the droplet

----> Uploading droplet (147M)

0 of 1 instances running, 1 starting
0 of 1 instances running, 1 starting
0 of 1 instances running, 1 starting
1 of 1 instances running

App started

OK

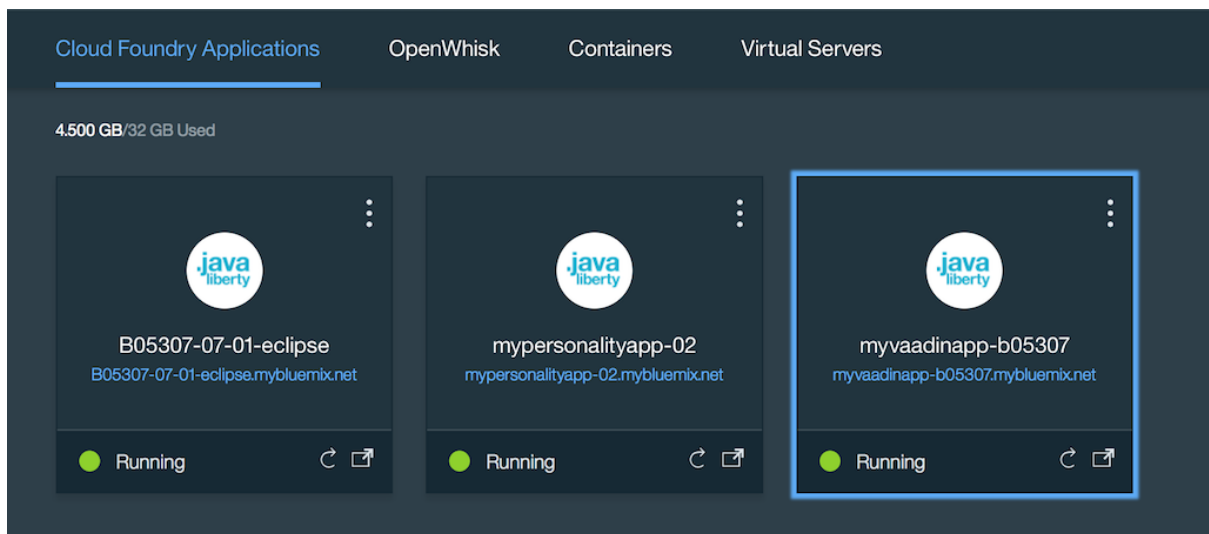
App myvaadinapp-b05307 was started using this command `./liberty/initial_startup.rb`

Showing health and status for app myvaadinapp-b05307 in org ...
OK

requested state: started
instances: 1/1
usage: 1G x 1 instances
urls: myvaadinapp-b05307.mybluemix.net
last uploaded: Mon Jul 11 07:22:08 UTC 2016
stack: unknown
buildpack: Liberty for Java(TM) (WAR, liberty-16.0.0_2, buildpack-v3.0-20160608-1450, ibmjdk-1.8.0_20160428, env)

state since cpu memory disk details
#0 running 2016-07-11 12:53:41 PM 1.8% 224.7M of 1G 201.6M of 1G
-----

```



myvaadinapp-b05307 Status: ● Your app is running

View App

Getting Started Overview Runtime **Connections** Logs Monitoring

Connect Existing Connect New

No Connected Services

Click **Connect Existing** or **Connect New** to add service connections to your app.

Connect Existing Service

Services

- B05307-07-01-eclipse-clouadar IBM
- mypersonalityapp-02-personal IBM
- Single Sign On-vt IBM**



Connect Single Sign On-vt to myvaadinapp-b05307? Connect

Restage Application

Your 'myvaadinapp-b05307' app must be restaged to use the new 'Single Sign On-vt' service. Restaging makes this service available for use. Do you want to restage it now?

Cancel

Restage

 myvaadinapp-b05307 Status:  Your app is restaging View App

Getting Started Overview Runtime Connections **Logs** Monitoring


All Errors Log Type: all App Instances: all

STG/0	-----> Retrieving IBM 1.8.0_20160428 JRE (ibm-java-jre-8.0-3.0-pxa6480sr3-20160428_01-cloud.tgz) ... (0.0s)	2016-07-10T08:28:01.819+0530
STG/0	Expanding JRE to .java ... (1.0s)	2016-07-10T08:28:02.889+0530
STG/0	-----> Retrieving App Management 1.17.0_20160418-1204 (app-mgmt_v1.17-20160418-1204.zip) ... (0.0s)	2016-07-10T08:28:02.893+0530
STG/0	Expanding App Management to .app-management (0.1s)	2016-07-10T08:28:03.030+0530
STG/0	-----> Retrieving com.ibm.ws.liberty-16.0.0.2-201606081450.tar.gz ... (0.0s)	2016-07-10T08:28:03.033+0530
STG/0	Installing archive ... (1.0s)	2016-07-10T08:28:04.051+0530
STG/0	-----> Warning: Liberty feature set is not specified. Using the default feature set: ["beanValidation-1.1", "cdi-1.2", "ejbLite-3.2", "el-3.0", "jaxrs-2.0", "jdbc-4.1", "jndi-1.0", "jpa-2.1", "jsf-2.2", "jsonp-1.0", "jsp-2.3", "managedBeans-1.0", "servlet-3.1", "websocket-1.1"]. For the best results, explicitly set the features via the JBP_CONFIG_LIBERTY environment variable or deploy the application as a server directory or packaged server with a custom server.xml file.	2016-07-10T08:28:04.078+0530
STG/0	-----> Auto-configuration is creating config for service instance 'Single Sign On-vt' of type 'SingleSignOn'	2016-07-10T08:28:04.084+0530
STG/0	-----> Liberty buildpack is done creating the droplet	2016-07-10T08:28:04.089+0530
STG/0		2016-07-10T08:28:05.179+0530
DEA/81	Starting app instance (index 0) with guid e50dc358-f9b4-47f6-9b40-56954b0ca232	2016-07-10T08:28:33.148+0530

java liberty myvaadinapp-b05307 Status: ● Your app is running View App

Getting Started Overview Runtime **Connections** Logs Monitoring


Connect Existing Connect New



Single Sign On-vt
Single Sign On standard

[View Credentials](#) [Docs](#)

Manage **Connections**

Single Sign-On SETUP DESIGN **INTEGRATE** 

Integrate

Configure Application

The Return-to URL is the location in your application that consumes the authentication tokens and retrieves the user profile. This URL is also known as the Redirect URI or Callback URL.

Return-to URL:

Enter your application Display Name. This name is displayed to users on your sign-in consent page.

Display name:

Select the identity sources to use with your application and click Save.

Enabled	Identity Source
<input checked="" type="checkbox"/>	B05307-Cloud Directory
<input checked="" type="checkbox"/>	B05307-LinkedIn
<input checked="" type="checkbox"/>	B05307-Facebook
<input checked="" type="checkbox"/>	B05307-Google

[Save](#)

After saving your configuration, see the [Bluemix documentation](#) for instructions on how to integrate your application to use the Single Sign On service.

Configure Application

The Return-to URL is the location in your application that consumes the authentication tokens and retrieves the user profile. This URL is also known as the Redirect URI or Callback URL.

Return-to URL:

Enter your application Display Name. This name is displayed to users on your sign-in consent page.

Display name:

Select the identity sources to use with your application and click Save.

Enabled	Identity Source
<input checked="" type="checkbox"/>	B05307-Cloud Directory
<input checked="" type="checkbox"/>	B05307-LinkedIn
<input type="checkbox"/>	B05307-Facebook
<input type="checkbox"/>	B05307-Google

After saving your configuration, see the [Bluemix documentation](#) for instructions on how to integrate your application to use the Single Sign On service.

Configure Application

Application configuration saved.

Sign In

Sign In

Sign in with **B05307-Cloud Directory**

Sign in with **B05307-LinkedIn**

Sign In

Username

[Forgot Username](#)

Password

[Forgot Password](#)

[Register New User](#)

Login

Sign In

Username

[Forgot Username](#)

Password

[Forgot Password](#)



[Register New User](#)

Login

My CRUD

- Inventory
- About

[New product](#)

Id	Product Name	Price	Availability	Stock Count	Category
1	Beginners guide to ice hockey	14.70 €	Coming	-	Children's books
2	Being awesome at feeling down	27.80 €	Available	378	Cookbooks
3	Learning the basics of designing tree houses	28.40 €	Discontinued	-	Mystery, Cookbooks
4	The secrets of dummies	11.00 €	Discontinued	-	Romance
5	The cheap way to meditation	23.70 €	Discontinued	-	Sci-fi, Thriller
6	Encyclopedia of playing the cello	25.50 €	Coming	-	Best sellers, Cookbooks
7	The cheap way to elephants	27.70 €	Coming	-	Non-fiction
8	Surviving gardening	5.00 €	Discontinued	-	Romance
9	Becoming one with debugging	8.60 €	Available	6	Best sellers, Romance
10	The life changer: debugging	28.60 €	Coming	-	Sci-fi
11	Becoming one with intergalaxy travel	16.50 €	Discontinued	-	Best sellers, Cookbooks
12	Encyclopedia of winter bathing	13.70 €	Coming	-	Best sellers, Mystery

Sign In

Sign in with **B05307-Cloud Directory**

Sign in with **B05307-LinkedIn**



mysecuritydemo would like to access some of your LinkedIn info:



YOUR PROFILE OVERVIEW

Name, photo, headline, and current positions



YOUR EMAIL ADDRESS

The primary email address you use for your LinkedIn account

Sign in to LinkedIn and allow access:

@gmail.com

.....

Join LinkedIn

Forgot your password?

Allow access

Cancel

LinkedIn

All Applications can be found in your settings
[Terms of Service](#) | [Privacy Policy](#)

https://myvaadinapp-b05307.mybluemix.net/#/inventory

My CRUD

Inventory

About

Filter

New product

Id	Product Name	Price	Availability	Stock Count	Category
1	Beginners guide to ice hockey	14.70 €	Coming	-	Children's books
2	Being awesome at feeling down	27.80 €	Available	378	Cookbooks
3	Learning the basics of designing tree houses	28.40 €	Discontinued	-	Mystery, Cookbooks
4	The secrets of dummies	11.00 €	Discontinued	-	Romance
5	The cheap way to meditation	23.70 €	Discontinued	-	Thriller, Sci-fi
6	Encyclopedia of playing the cello	25.50 €	Coming	-	Cookbooks, Best sellers
7	The cheap way to elephants	27.70 €	Coming	-	Non-fiction
8	Surviving gardening	5.00 €	Discontinued	-	Romance
9	Becoming one with debugging	8.60 €	Available	6	Romance, Best sellers
10	The life changer: debugging	28.60 €	Coming	-	Sci-fi
11	Becoming one with intergalaxy travel	16.50 €	Discontinued	-	Cookbooks, Best sellers
12	Encyclopedia of winter bathing	13.70 €	Coming	-	Mystery, Best sellers
13	The mother of all references: winter bathing	29.10 €	Coming	-	Children's books, Mystery
14	The secrets of debugging	11.00 €	Coming	-	Children's books
15	The complete visual guide to speaking to a big audience	12.50 €	Available	27	Romance
16	The life changer: running barefoot	14.40 €	Available	358	Mystery
17	The life changer: keeping your wife happy	9.70 €	Available	168	Romance, Cookbooks

Sign In

Sign in with **B05307-Cloud Directory**

Sign in with **B05307-LinkedIn**

Sign in with **B05307-Google**



One account. All of Google.

Sign in with your Google Account

Sign in form with a blue user icon, email field, password field, and a blue Sign In button. Includes checkboxes for 'Stay signed in' and a link for 'Forgot password?'.

[Sign in with a different account](#)

Browser address bar: <https://myvaadinapp-b05307.mybluemix.net/#/inventory>

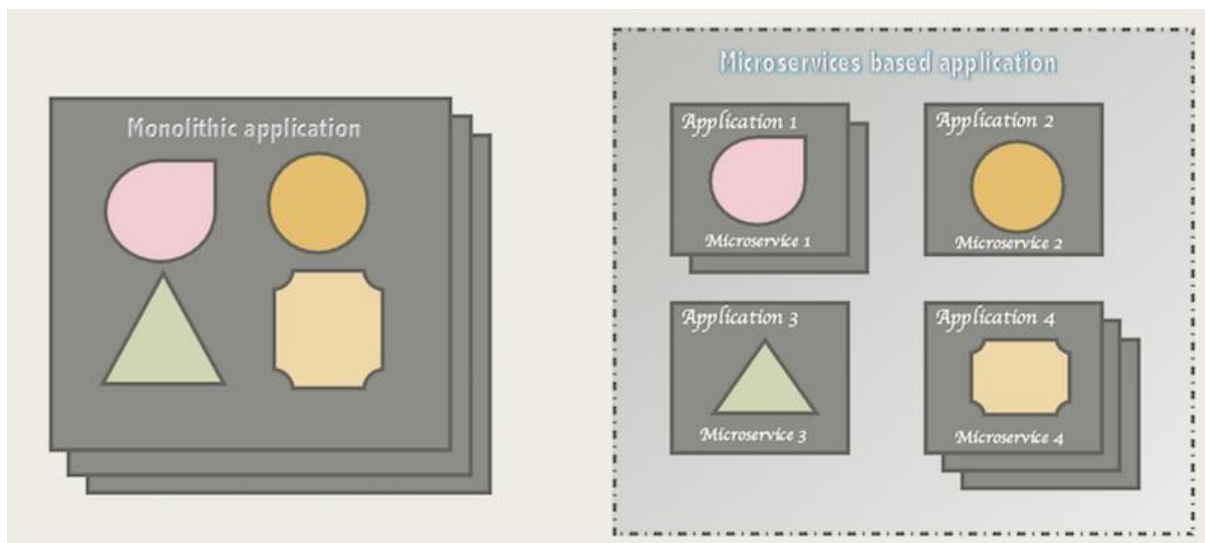
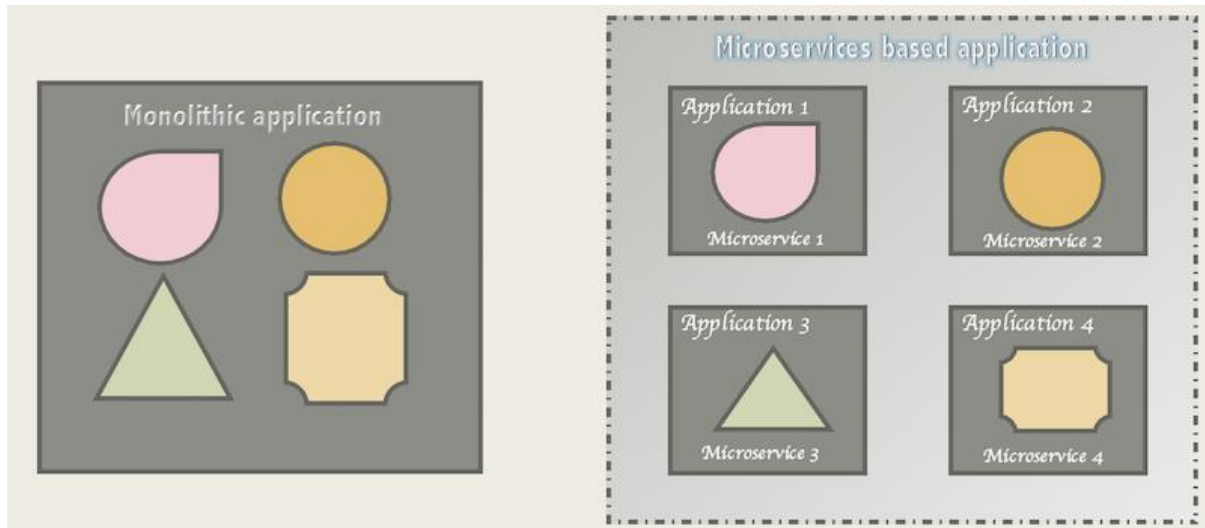
Navigation: My CRUD, Inventory, About

Filter:

New product

Id	Product Name	Price	Availability	Stock Count	Category
1	Beginners guide to ice hockey	14.70 €	Coming	-	Children's books
2	Being awesome at feeling down	27.80 €	Available	378	Cookbooks
3	Learning the basics of designing tree houses	28.40 €	Discontinued	-	Mystery, Cookbooks
4	The secrets of dummies	11.00 €	Discontinued	-	Romance
5	The cheap way to meditation	23.70 €	Discontinued	-	Thriller, Sci-fi
6	Encyclopedia of playing the cello	25.50 €	Coming	-	Cookbooks, Best sellers
7	The cheap way to elephants	27.70 €	Coming	-	Non-fiction
8	Surviving gardening	5.00 €	Discontinued	-	Romance
9	Becoming one with debugging	8.60 €	Available	6	Romance, Best sellers
10	The life changer: debugging	28.60 €	Coming	-	Sci-fi
11	Becoming one with intergalaxy travel	16.50 €	Discontinued	-	Cookbooks, Best sellers
12	Encyclopedia of winter bathing	13.70 €	Coming	-	Mystery, Best sellers
13	The mother of all references: winter bathing	29.10 €	Coming	-	Children's books, Mystery
14	The secrets of debugging	11.00 €	Coming	-	Children's books
15	The complete visual guide to speaking to a big audience	12.50 €	Available	27	Romance
16	The life changer: running barefoot	14.40 €	Available	358	Mystery
17	The life changer: keeping your wife happy	9.70 €	Available	168	Romance, Cookbooks

Chapter 9: Microservices-based Application Development on Bluemix



OpenWhisk Editor Dashboard [Submit Feedback](#)

MY ACTIONS: B05307_alert_cloudant_update (Hello World)

MY SEQUENCES: My First Sequence

MY RULES: B05307-rule

MY TRIGGERS: B5307_07_CloudantTrigger

B05307_alert_cloudant_update NODEJS 0.12 ACTION

```

/**
 * main() will be invoked when you Run This Action.
 *
 * @param Whisk actions accept a single parameter,
 *       which must be a JSON object.
 *
 * In this case, the params variable will look like:
 * { "message": "xxxx" }
 *
 * @return The return value must also be JSON.
 *        It will be the output of this action.
 */
function main(params) {
  return { "message": "Cloudant database has been updated. _id: " + params._id};
}

```

This Code Is Live! [View REST Endpoint](#)

Next Steps: [Link Into A Sequence](#) [Automate This Action](#) [Create a Rule](#)

OpenWhisk Editor Dashboard [Submit Feedback](#)

MY ACTIONS: B05307_alert_cloudant_update (Hello World)

MY SEQUENCES: My First Sequence

MY RULES: B05307-rule

MY TRIGGERS: B5307_07_CloudantTrigger

B05307_alert_cloudant_update NODEJS 0.12 ACTION

```

/**
 * main() will be invoked when you Run This Action.
 *
 * @param Whisk actions accept a single parameter,
 *       which must be a JSON object.
 *
 * In this case, the params variable will look like:
 * { "message": "xxxx" }
 *
 * @return The return value must also be JSON.
 *        It will be the output of this action.
 */
function main(params) {
  return { "message": "Cloudant trigger has been invoked !" };
}

```

Saved, But Not Live

Next Steps: [Discard Draft](#) [Make It Live](#)

Overview All Items (13)

View Your Items by Category:

<p>4 Items Compute</p> <p>Use Cloud Foundry applications, containers, OpenWhisk, and virtual servers.</p>	<p>Network</p>	<p>Storage</p>	<p>4 Items Data & Analytics</p>	<p>2 Items Watson</p>	<p>Internet of Things</p>
<p>APIs</p>	<p>2 Items DevOps</p>	<p>Security</p>	<p>Application Services</p>	<p>Mobile</p>	<p>1 Item Integrate</p>

Cloud Foundry Applications

OpenWhisk Containers Virtual Servers

5.500 GB/32 GB Used

Boilerplates

<p>Conversational Agent: Movie Assistant</p> <p>A sample Watson Developer Cloud application that highlights the combination of Watson Assistant and Watson Speech to Text.</p> <p>IBM</p>	<p>Internet of Things Platform Starter</p> <p>Get started with IBM Watson IoT platform using the Node-RED Node.js sample.</p> <p>IBM</p>	<p>IoT for Electronics Starter</p> <p>IoT for Electronics is an integrated end-to-end solution (made of multiple services and APIs).</p> <p>IBM</p>
<p>Java Cloudant Web Starter</p> <p>Use the Cloudant NoSQL DB service with the 'Liberty for Java™' runtime.</p> <p>IBM</p>	<p>Java Workload Scheduler Web Starter</p> <p>This application demonstrates how to use the Workload Scheduler service, with the Liberty for Java™ runtime.</p> <p>IBM</p>	<p>LoopBack Starter</p> <p>This is a sample StrongLoop LoopBack Node.js application, powered by the open source Express.js framework.</p> <p>IBM</p>
<p>MobileFirst Services Starter</p> <p>Start building your next mobile app with mobile services on Bluemix.</p> <p>IBM</p>	<p>Node.js Cloudant DB Web Starter</p> <p>Use the Cloudant NoSQL DB service with the 'SDK for Node.js™' runtime.</p> <p>IBM</p>	<p>Personality Insights Java Web Starter</p> <p>A simple Java app that uses the Personality Insights service to analyze text to derive personality traits.</p> <p>IBM</p>
<p>Personality Insights Node.js Web Starter</p> <p>A simple Node.js app that uses Personality Insights to analyze text to derive personality traits.</p> <p>IBM</p>	<p>StrongLoop Arc</p> <p>This application is the StrongLoop Arc graphical UI, which includes tools for building and deploying applications.</p> <p>IBM</p>	<p>ASPNET Core Cloudant Starter</p> <p>Use the Cloudant NoSQL DB Service in an ASP.NET Core application.</p> <p>Community Beta</p>
<p>Mendix Rapid Apps</p> <p>Model driven rapid app platform that allow users to build, integrate and deploy web and mobile applications.</p> <p>Community</p>	<p>Node-RED Starter</p> <p>This application demonstrates how to run the Node-RED open-source project within Bluemix.</p> <p>Community</p>	<p>Python Flask</p> <p>A simple Python Flask application that will get you up and running quickly.</p> <p>Community</p>

← View All

Create a Cloud Foundry Application

1 Get Started 2 Configure App

Node-RED Starter

This application demonstrates how to run the Node-RED open-source project within IBM Bluemix.

Community

[View Docs](#)

VERSION 0.4.26
TYPE Boilerplate
REGION US South

App name: analyse-twitemotion-b05307


Host name: analyse-twitemotion-b05307


Domain: mybluemix.net

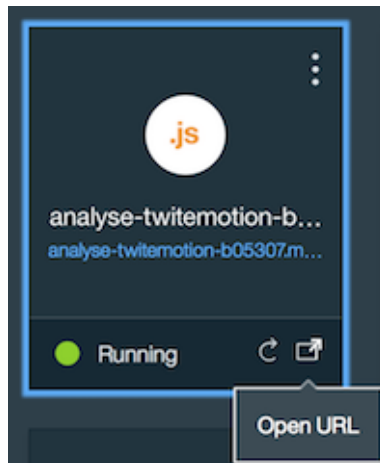
Selected Plan:

SDK for Node.js™ Default

Cloudant NoSQL DB Shared

 SDK for Node.js™

 Cloudant NoSQL DB



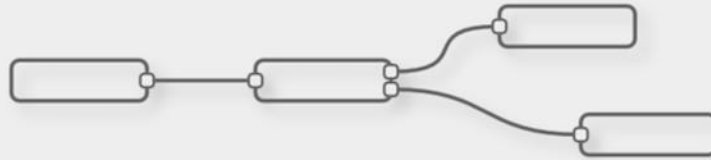
analyse-twitemotion-b...
analyse-twitemotion-b05307.m...

Running

Open URL

Node-RED in Bluemix

A visual tool for wiring the Internet of Things



Node-RED provides a browser-based editor that makes it easy to wire together flows that can be deployed to the runtime in a single-click.

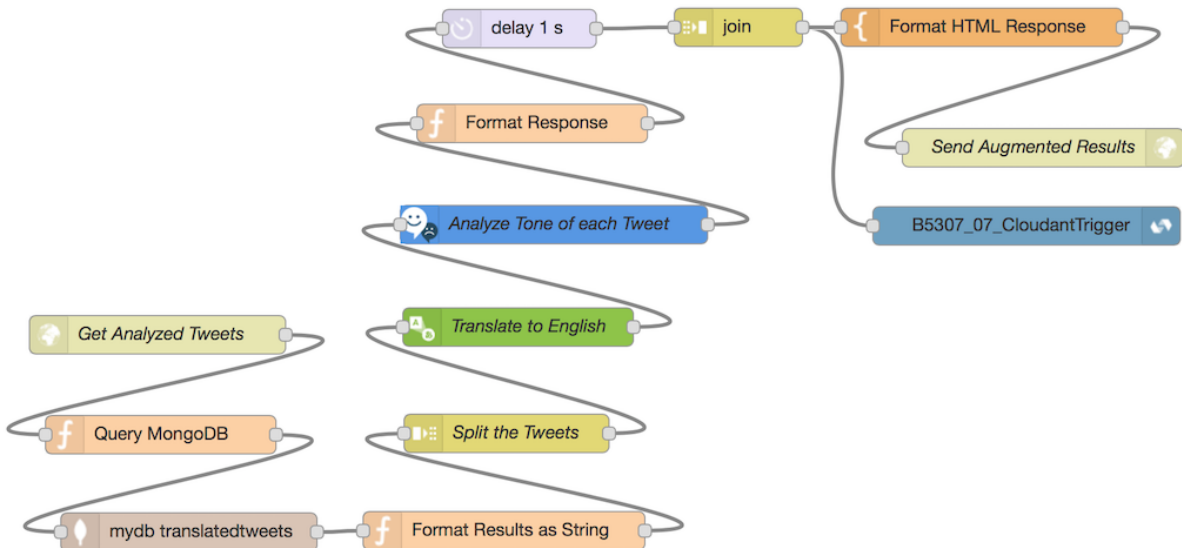
The version running here has been customised for the Bluemix cloud environment.

More information about Node-RED, including documentation, can be found at nodered.org.

[Go to your Node-RED flow editor](#)

[Learn how to password-protect your instance](#)

[Learn how to customise Node-RED](#)



input

- inject
- catch
- status
- link
- mqtt
- http
- websocket

Edit http in node

Cancel Done

Method

GET

URL

/translatedtweets

Name

Get Analyzed Tweets

function

- function
- template
- delay
- trigger
- comment
- http request
- switch

Edit function node

Cancel

Done

Name

Query MongoDB



Function

```
1 msg.limit=30;  
2 msg.projection = {'_id' : 0,'payload':1};  
3 msg.sort = {$natural:-1};  
4 return msg;
```

▼ storage

- mongodb
- ibm hdfs
- ibm hdfs
- cloudant
- sqldb
- dashDB
- mongodb

Edit mongodb in node

Cancel

Done

Service: External service

Server: mydb

Collection: translatedtweets

Operation: find

Name: Name

mongodb in > **Edit mongodb node**

Delete

Cancel

Update

Host

cap-sg-.ib

Port

1563

Database

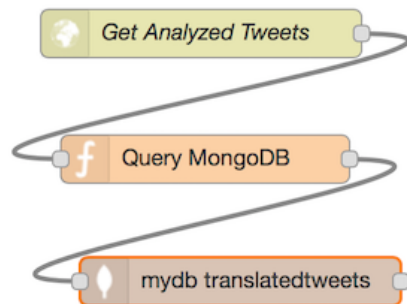
mydb

Name

mydb

Username

Password



Edit function node

Cancel

Done

Name

Format Results as String

Function

```
1 var str="";
2 for (var j = 1; j < msg.payload.length; j++){
3   str=msg.payload[j].payload+"-";
4 }
5 msg.payload=str;
6 return msg;
```

Outputs

1

See the Info tab for help writing functions.

msg.payload : string [4139]

@reviewero Peut-être elle est melo-dramatizing pour son incapacité à effectuer en raison de problèmes d'aptitude sur ce jour @narendramodi~RT @PMOIndia: attristé par la perte de vies due à un séisme en Italie. Condoléances aux familles endeuillées & prières avec les blessés: PM @nar ...~@14Mohjas RT: JungleRaj Au Gujarat @narendramodi si vous ne pouvez pas contrôler les troubles sociaux dans toute l'Inde vous devez volonteerly démissionner.~@daveakash2 RT: aucune accusation de sédition sur @narendramodi n @manoharparrikar??? #NavyInfoLeaksParrikarSleeps~@HemantNoida2015 RT: @yadavakhilesh acheteurs jaha Sir ye #kaisaPradeshUttar Pradesh# ko rahe hai aur piller aucune action de côté ur. [https:// ...](https://...)~@narendramodi l'eau de drainage rempli de déchets eau & fr toutes maisons & hôtels + septicTanks scellés tous sur les moustiques et le paludisme Inde ==@HemantNoida2015 RT: @narendramodi @yadavakhilesh Sir pourquoi nous punir quand nous ne faisons pas quelque chose de mal. Kab

▼ function

- function
- template
- delay
- trigger
- comment
- http request
- switch
- change
- range
- split**
- join

msg.payload : string [147]

@HemantNoida2015 RT: @yadavakhilesh acheteurs jaha Sir ye #kaisaPradeshUttar Pradesh# ko rahe hai aur piller aucune action de côté ur. [Https:/ ...](#)

26 August 2016 at 4:10:46 PM IST 937f4d0.f6c80b

msg.payload : string [159]

@narendramodi l'eau de drainage rempli de déchets eau & fr toutes maisons & hôtels + septicTanks scellés tous sur les moustiques et le paludisme Inde =

26 August 2016 at 4:10:46 PM IST 937f4d0.f6c80b

msg.payload : string [165]

@HemantNoida2015 RT: @narendramodi @yadavakhilesh Sir pourquoi nous punir quand nous ne faisons pas quelque chose de mal. Kab khamoshi toroge Akhilesh ji [https ...](#)

26 August 2016 at 4:10:46 PM IST 937f4d0.f6c80b

msg.payload : string [140]

@manoharparrikar @narendramodi @rajnathsingh चाहे Scorpians Submirine का Production बंद करना पड़े पर Data fuite करनेवाला चोर छुटना नहीं चाहिये

26 August 2016 at 4:10:46 PM IST 937f4d0.f6c80b

msg.payload : string [154]

@shammybaweja RT: Mufti décédé plaidé avec @narendramodi pour être un Vajpayee. Est-ce que prendre plus de lingo-insaniyat et jhamooriyat-être en soi ...

26 August 2016 at 4:10:46 PM IST 937f4d0.f6c80b

msg.payload : string [158]

@shammybaweja RT: 'Tous les Indiens aime' Cachemire dit @narendramodi Étant donné la virulence pure sur @TwitterIndia je suis certain à mort il n'est pas ...

26 August 2016 at 4:10:46 PM IST 937f4d0.f6c80b

msg.payload : string [95]

Sous-marin Scorpène données fuite <https://t.co/U6xkC8PwQ4> @narendramodi @Swamy39 @RatanSharda55

26 August 2016 at 4:10:46 PM IST 937f4d0.f6c80b

msg.payload : string [134]

@rajs66 RT: Aucune surprise, @narendramodi a fait la vie pour @INCIndia un enfer. Ils sont tenus de pleurer. [Https://t.co/dOt2VggUWz](https://t.co/dOt2VggUWz)

26 August 2016 at 4:10:46 PM IST 937f4d0.f6c80b

msg.payload : string [153]

RT @PMOIndia: attristé par la perte de vies due à un séisme en Italie. Condoléances aux familles endeuillées & prières avec les blessés: PM @nar ...

Edit language translation node

Cancel

Done

Name	<input type="text" value="Translate to English"/>
Username	<input background-color:="" type="text" value="d324aaed- [REDACTED].ce0e02e7f62"/>
Password	<input type="password" value="....."/>
Mode	<input type="text" value="Translate"/>
Domains	<input type="text" value="News"/>
Source	<input type="text" value="French"/>
Target	<input type="text" value="English"/>

26 August 2016 at 4:31:09 PM IST 937f4d0.f6c80b

msg.payload : string [87]

@JPNadda @narendramodi Rehabilitation expected since 18 months <https://t.co/OUC8CME3Gk>

26 August 2016 at 4:31:09 PM IST 937f4d0.f6c80b

msg.payload : string [133]

@shammybaweja RT: 'All Indians love' Kashmir said @narendramodi Given the virulence pure @TwitterIndia I am sure to death is not ...

26 August 2016 at 4:31:09 PM IST 937f4d0.f6c80b

msg.payload : string [149]

RT @PMOIndia: saddened by the loss of life due to earthquake in Italy. Condolences to bereaved families & prayers with the injured: PM @nar ...

26 August 2016 at 4:31:09 PM IST 937f4d0.f6c80b

msg.payload : string [116]

@ajitasharma RT: Where is a man conman will in this case that hard-earned money is stuck! ! <https://t.co/4lfrMU90I3>

26 August 2016 at 4:31:09 PM IST 937f4d0.f6c80b

msg.payload : string [149]

RT @GodrejAlpine: taxes @narendramodi paid, payment by cheque respectful of all clients. In return #godrejproperties shenanigans @ngodrej <https://t.co/4lfrMU90I3>

26 August 2016 at 4:31:09 PM IST 937f4d0.f6c80b

msg.payload : string [137]

@tehseerp RT: When the 'Hell' will be @manoharparrikar and India why " Hell '@narendramodi go Pak if it is' Hell '! <https://t.co/Mgt...>

26 August 2016 at 4:31:09 PM IST 937f4d0.f6c80b

msg.payload : string [133]

RT @MahendiVora: JungleRaj In Gujarat @narendramodi if you cannot control social unrest throughout India you must voluntarily resign.

26 August 2016 at 4:31:09 PM IST 937f4d0.f6c80b

msg.payload : string [151]

@narendramodi @sardanarohit @BDUTT Itne dept hai department in May. Itne sansad hai.sab KB Department miles. They also have arms. Ek pressure pe q

26 August 2016 at 4:31:09 PM IST 937f4d0.f6c80b

msg.payload : string [141]

Without sedition charges on @narendramodi n @manoharparrikar??? #NavyInfoLeaksParrikarSleeps @IYC @_SoniaGandhi @OfficeOfIRG @Bhupesh_Baghel

AlchemyAPI
An AlchemyAPI service that analyzes your unstructured text and image content
IBM

Conversation
Add a natural language interface to your application to automate interactions with your end users. Common
IBM

Document Conversion
Converts a HTML, PDF, or Microsoft Word™ document into a normalized HTML, plain text, or a set of JSON
IBM

Language Translation
Translate text from one language to another for specific domains.
IBM **Deprecated**

Language Translator
Translate text from one language to another for specific domains.
IBM

Natural Language Classifier
Natural Language Classifier performs natural language classification on question texts. A user would be able
IBM

Personality Insights
The Watson Personality Insights derives insights from transactional and social media data to identify
IBM

Retrieve and Rank
Add machine learning enhanced search capabilities to your application
IBM

Speech to Text
Low-latency, streaming transcription
IBM

Text to Speech
Synthesizes natural-sounding speech from text.
IBM

Tone Analyzer
Tone Analyzer uses linguistic analysis to detect three types of tones from communications: emotion, social
IBM

Tradeoff Analytics
Helps make better choices under multiple conflicting goals. Combines smart visualization and
IBM

Visual Recognition
Find meaning in visual content! Analyze images for scenes, objects, faces, and other content. Choose a
IBM

Cognitive Commerce™
Cognitive Commerce is a service provided by Cognitive Scale.
Third Party

Cognitive Graph
Cognitive Graph is a service provided by Cognitive Scale.
Third Party

Cognitive Insights™
Cognitive Insights™ is a service provided by Cognitive Scale.
Third Party

Tone Analyzer

People show various tones, such as joy, sadness, anger, and agreeableness, in daily communications. Such tones can impact the effectiveness of communication in different contexts. Tone Analyzer leverages cognitive linguistic analysis to identify a variety of tones at both the sentence and document level. This insight can then used to refine and improve communications. It detects three types of tones, including emotion (anger, disgust, fear, joy and sadness), social propensities (openness, conscientiousness, extroversion, agreeableness, and emotional range), and language styles (analytical, confident and tentative) from text.

IBM

Service name:
Tone Analyzer-pk

Credential name:
Credentials-1

Connect to:
Leave unbound

[View Docs](#)

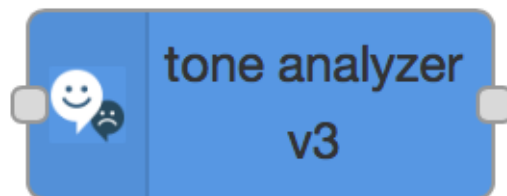
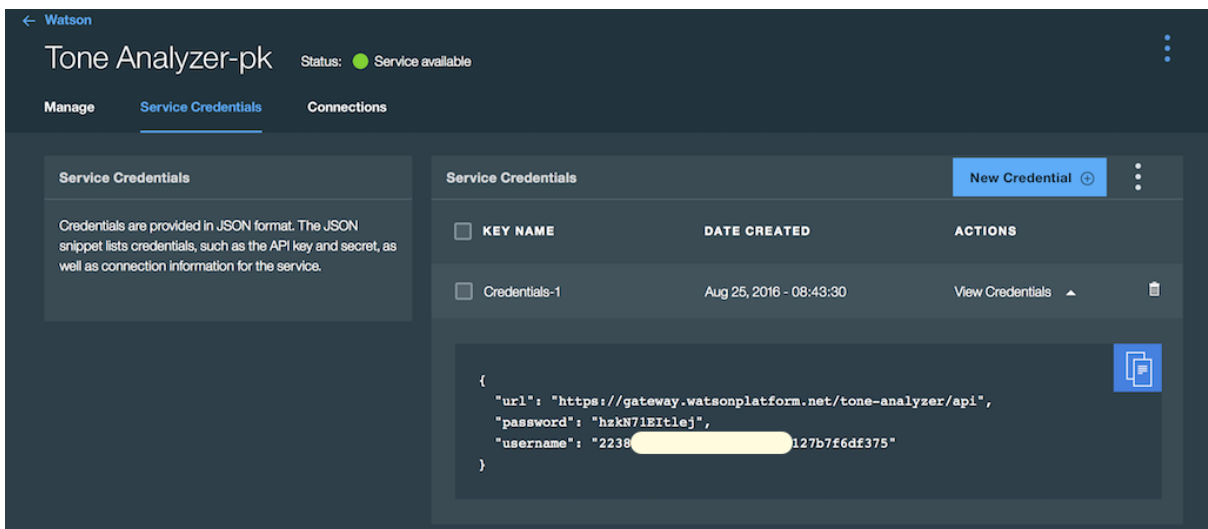
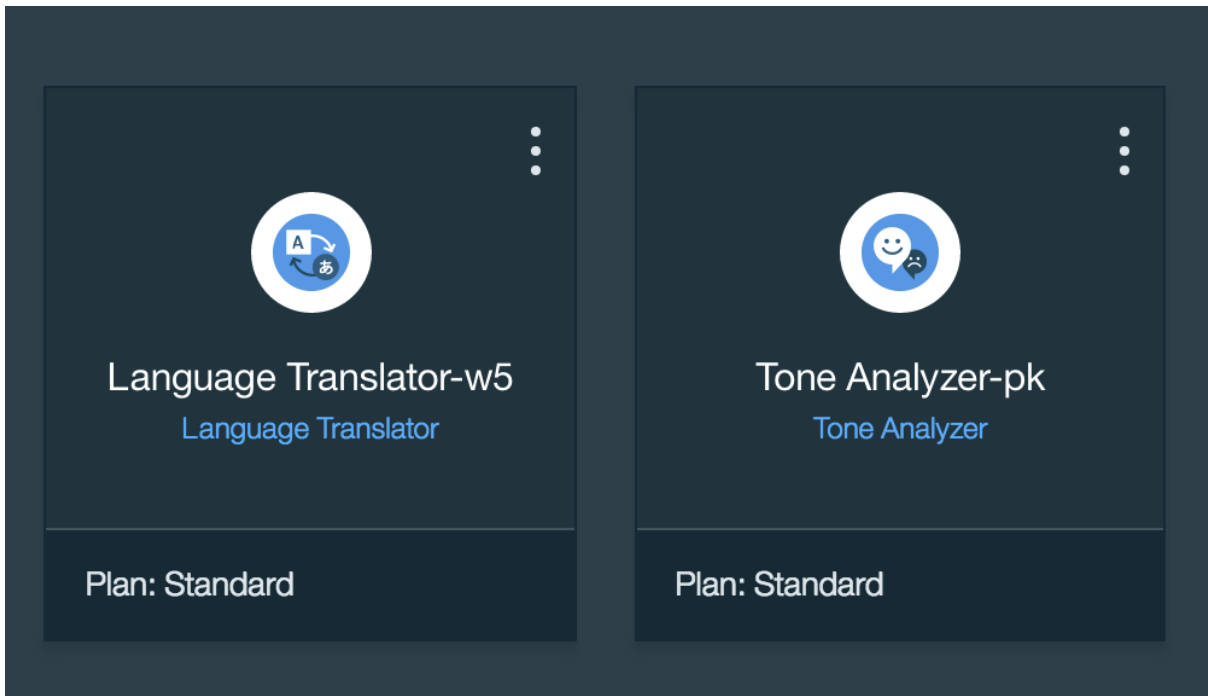
AUTHOR IBM
PUBLISHED 07/25/2016
TYPE Service
LOCATION US South

Pricing Plans

Monthly prices shown are for country or region: **India**

Plan	Features	Pricing
✓ standard	First 1000 API calls each month are free	
You will be charged per API call.		
Tiers	Pricing	
1 - 250,000	₹0.5313 INR/api call	
250,001 - 5,000,000	₹0.0785 INR/api call	
5,000,000+	₹0.0483 INR/api call	

[Terms](#)



Edit tone analyzer v3 node

Cancel

Done

Name

Analyze Tone of each Tweet

Username

22384b7b7f6df375

Password

.....

Tones

Social

Sentences

False

Content type

Text

msg.response : Object

```
{ "document_tone": { "tone_categories": [ { "tones": [ { "score": 0.971, "tone_id": "openness_big5", "tone_name": "Openness" }, { "score": 0.638, "tone_id": "conscientiousness_big5", "tone_name": "Conscientiousness" }, { "score": 0.171, "tone_id": "extraversion_big5", "tone_name": "Extraversion" }, { "score": 0.068, "tone_id": "agreeableness_big5", "tone_name": "Agreeableness" }, { "score": 0.201, "tone_id": "emotional_range_big5", "tone_name": "Emotional Range" } ], "category_id": "social_tone", "category_name": "Social Tone" } ] }
```

26 August 2016 at 5:13:52 PM IST 937f4d0.f6c80b

msg.response : Object

```
{ "document_tone": { "tone_categories": [ { "tones": [ { "score": 0.426, "tone_id": "openness_big5", "tone_name": "Openness" }, { "score": 0.313, "tone_id": "conscientiousness_big5", "tone_name": "Conscientiousness" }, { "score": 0.732, "tone_id": "extraversion_big5", "tone_name": "Extraversion" }, { "score": 0.103, "tone_id": "agreeableness_big5", "tone_name": "Agreeableness" }, { "score": 0.186, "tone_id": "emotional_range_big5", "tone_name": "Emotional Range" } ], "category_id": "social_tone", "category_name": "Social Tone" } ] }
```

26 August 2016 at 5:13:52 PM IST 937f4d0.f6c80b

msg.response : Object

```
{ "document_tone": { "tone_categories": [ { "tones": [ { "score": 0.28, "tone_id": "openness_big5", "tone_name": "Openness" }, { "score": 0.01, "tone_id": "conscientiousness_big5", "tone_name": "Conscientiousness" }, { "score": 0.576, "tone_id": "extraversion_big5", "tone_name": "Extraversion" }, { "score": 0.042, "tone_id": "agreeableness_big5", "tone_name": "Agreeableness" }, { "score": 0.976, "tone_id": "emotional_range_big5", "tone_name": "Emotional Range" } ], "category_id": "social_tone", "category_name": "Social Tone" } ] }
```

26 August 2016 at 5:13:52 PM IST 937f4d0.f6c80b

msg.response : Object

```
{ "document_tone": { "tone_categories": [ { "tones": [ { "score": 0.928, "tone_id": "openness_big5", "tone_name": "Openness" }, { "score": 0.693, "tone_id": "conscientiousness_big5", "tone_name": "Conscientiousness" }, { "score": 0.064, "tone_id": "extraversion_big5", "tone_name": "Extraversion" }, { "score": 0.004, "tone_id": "agreeableness_big5", "tone_name": "Agreeableness" }, { "score": 0.384, "tone_id": "emotional_range_big5", "tone_name": "Emotional Range" } ], "category_id": "social_tone", "category_name": "Social Tone" } ] }
```

26 August 2016 at 5:13:52 PM IST 937f4d0.f6c80b

msg.response : Object

```
{ "document_tone": { "tone_categories": [ { "tones": [ { "score": 0.992, "tone_id": "openness_big5", "tone_name": "Openness" }, { "score": 0.529, "tone_id": "conscientiousness_big5", "tone_name": "Conscientiousness" }, { "score": 0.506, "tone_id": "extraversion_big5", "tone_name": "Extraversion" }, { "score": 0.121, "tone_id": "agreeableness_big5", "tone_name": "Agreeableness" }, { "score": 0.483, "tone_id": "emotional_range_big5", "tone_name": "Emotional Range" } ], "category_id": "social_tone", "category_name": "Social Tone" } ] }
```


Edit function node

Cancel Done

Name:

Function

```

1 var payload = msg.payload;
2 var str=msg.response.document_tone.tone_categories[0].tones;
3 var finalstr="";
4 for(var i=0; i<str.length; i++){
5 //var temp=JSON.stringify(str[i]);
6 finalstr+=str[i].tone_name+" : "+str[i].score+" ";
7 }
8 finalstr=finalstr.substring(0, finalstr.lastIndexOf(","));
9 msg.payload="<tr><td width='60%' style='background-color: #AECDD10; ><p><span style='color: '
10 return msg;

```

Outputs:

See the Info tab for help writing functions.

info debug

all flows current flow

```

msg.payload : string [566]
<tr><td width='60%' style='background-color: #AECDD10; ><p><span style='color: '#fff; font-weight: bold; display: inline-block; padding: 3px 10px; border-radius: 5px; ><blockquote><em>@tehseerp RT: As Chief Minister of Gujarat @narendramodi filed charges of sedition against @timesofindia. #BJPTerrorizingMedia https://t...</em></blockquote></span></td><td width='40%' style='background-color: #CC9FC5; ><p><span style='color: #000; display: inline-block; padding: 3px 10px; font-weight: bold; border-radius: 5px; ><em>Openness : 0.987, Conscientiousness : 0.858, Extraversion : 0.137, Agreeableness : 0.031, Emotional Range : 0.384</em></span></p></tr>
26 August 2019 at 5:19:45 PM IST 937140519c30e
msg.payload : string [556]
<tr><td width='60%' style='background-color: #AECDD10; ><p><span style='color: '#fff; font-weight: bold; display: inline-block; padding: 3px 10px; border-radius: 5px; ><blockquote><em>RT @MahendVora: JungleRaj In Gujarat @narendramodi if you cannot control social unrest throughout India you must voluntarily resign.</em></blockquote></span></td><td width='40%' style='background-color: #CC9FC5; ><p><span style='color: #000; display: inline-block; padding: 3px 10px; font-weight: bold; border-radius: 5px; ><em>Openness : 0.235, Conscientiousness : 0.093, Extraversion : 0.736, Agreeableness : 0.505, Emotional Range : 0.842</em></span></p></tr>
26 August 2019 at 5:19:45 PM IST 937140519c30e
msg.payload : string [513]
<tr><td width='60%' style='background-color: #AECDD10; ><p><span style='color: '#fff; font-weight: bold; display: inline-block; padding: 3px 10px; border-radius: 5px; ><blockquote><em>Scorpene Submarine data leak https://t.co/U6xkC8PwQ4 @narendramodi @Swamy39 @RatanSharda55</em></blockquote></span></td><td width='40%' style='background-color: #CC9FC5; ><p><span style='color: #000; display: inline-block; padding: 3px 10px; font-weight: bold; border-radius: 5px; ><em>Openness : 0.928, Conscientiousness : 0.693, Extraversion : 0.064, Agreeableness : 0.004, Emotional Range : 0.384</em></span></p></tr>

```

▼ **function**

- f function
- { template
- ⌚ delay
- ⌋ trigger
- 💬 comment

function

f function

{ template

⏸ delay

⏏ trigger

➡ comment

🌐 http request

↔ switch

⚡ change

ij range

⏏ split

⏏ join

1.2 csv

Edit join node

Cancel

Done

Mode

Combine each

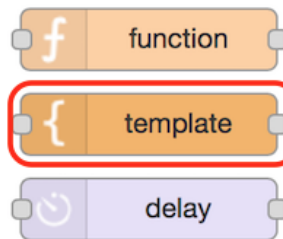
to create

joined using

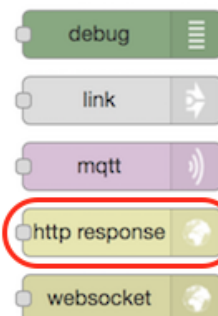
Send the message:

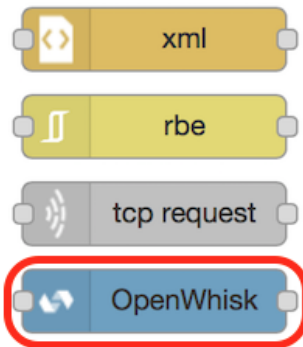
- After a fixed number of messages:
- After a timeout following the first message:
- After a message with the `msg.complete` property set

function



output





Edit OpenWhisk node

Cancel

Done

Service

OpenWhisk Service

Namespace

...com_dev

Trigger

B5307_07_CloudantTrigger

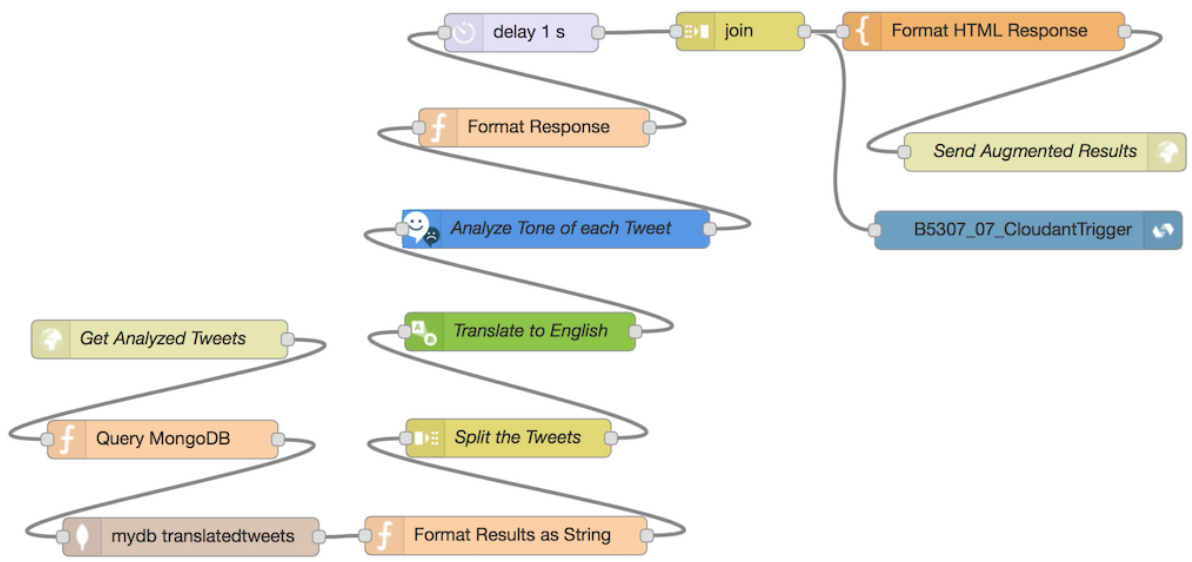
Name

Name

OpenWhisk > Edit openwhisk-service node

Buttons: Delete, Cancel, Update

API URL: https://openwhisk.ng.bluemix.net/api/v1
Auth Key:
Name: Name



Tweets analyzed for their social tones:

Tweets	Social Tones
@narendramodi drainage water filled with waste water fr all homes & hotels + septicTanks sealed all on mosquitos and malaria India =	Openness : 0.8, Conscientiousness : 0.475, Extraversion : 0.521, Agreeableness : 0.372, Emotional Range : 0.54
@HamantNoida2015 RT: @yadavakhlesh buyers jaha Sir ye #kaisaPradeshUttar Pradesh# ko rahe hai aur loot no action aside ur. Htps: / ...	Openness : 0.426, Conscientiousness : 0.212, Extraversion : 0.659, Agreeableness : 0.1, Emotional Range : 0.196
@shammybaweja RT: Multi died pleaded with @narendramodi to be a Vajpayee. Do take more lingo-insaniyat and Jhamooriyat-being itself ...	Openness : 0.971, Conscientiousness : 0.638, Extraversion : 0.171, Agreeableness : 0.068, Emotional Range : 0.201
@HamantNoida2015 RT: @narendramodi @yadavakhlesh Sir why punish us when we do not something wrong. Kab-su khaomoshi toroge Akhlesh ji Htps ...	Openness : 0.035, Conscientiousness : 0.006, Extraversion : 0.857, Agreeableness : 0.265, Emotional Range : 0.985
RT @PMOIndia: saddened by the loss of life due to earthquake in Italy. Condolences to bereaved families & prayers with the injured: PM @nar ...	Openness : 0.992, Conscientiousness : 0.529, Extraversion : 0.506, Agreeableness : 0.121, Emotional Range : 0.483
RT @PMOIndia: saddened by the loss of life due to earthquake in Italy. Condolences to bereaved families & prayers with the injured: PM @nar ...	Openness : 0.992, Conscientiousness : 0.529, Extraversion : 0.506, Agreeableness : 0.121, Emotional Range : 0.483
@daveakash2 RT: no charges of sedition on @narendramodi n @manoharparrikar??? #NavyInfoLeaksParrikarSleeps	Openness : 0.795, Conscientiousness : 0.453, Extraversion : 0.277, Agreeableness : 0.136, Emotional Range : 0.301
@manoharparrikar @narendramodi @rajnathsingh चाहे Scorpions Submarine का Production बंद करना पड़े वर Data Leak करनेवाला चौर छुट्ना नहीं चाहे	Openness : 0.817, Conscientiousness : 0.571, Extraversion : 0.157, Agreeableness : 0.012, Emotional Range : 0.401
@shammybaweja RT: 'All Indians love' Kashmir said @narendramodi Given the virulence pure @TwitterIndia I am sure to death is not ...	Openness : 0.234, Conscientiousness : 0.161, Extraversion : 0.908, Agreeableness : 0.463, Emotional Range : 0.78
@14Mohjas RT: JungleRaj In Gujarat @narendramodi if you cannot control social unrest throughout India you must voluntarily resign.	Openness : 0.235, Conscientiousness : 0.093, Extraversion : 0.736, Agreeableness : 0.505, Emotional Range : 0.842
@rajs66 RT: No surprise, @narendramodi made life for @INCOIndia hell. They are required to cry. Htps://t.co/0i2VggUWz	Openness : 0.28, Conscientiousness : 0.01, Extraversion : 0.576, Agreeableness : 0.042, Emotional Range : 0.976

🏠 OpenWhisk
📄 Editor Dashboard 📧 Submit Feedback

Experimental OpenWhisk is experimental. It might not be stable, and might change in ways that are not compatible with earlier versions. It is not recommended for use in production environments.

Activity Summary

19

10%

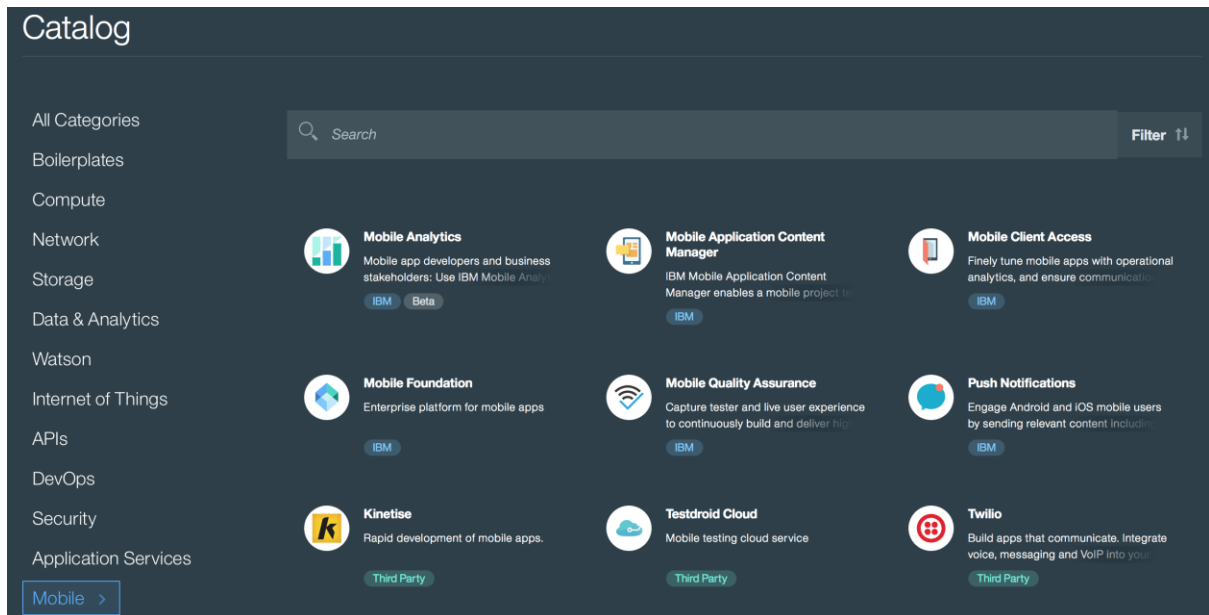
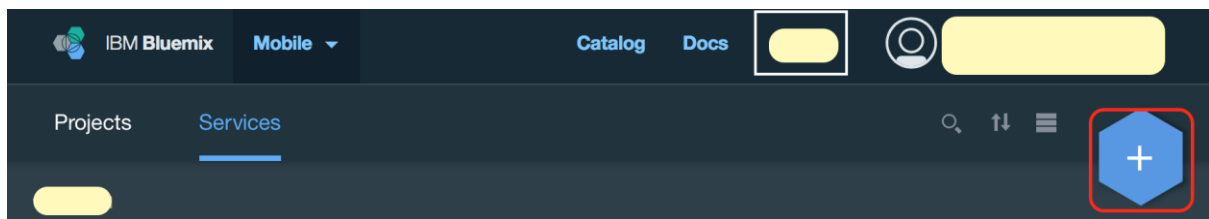
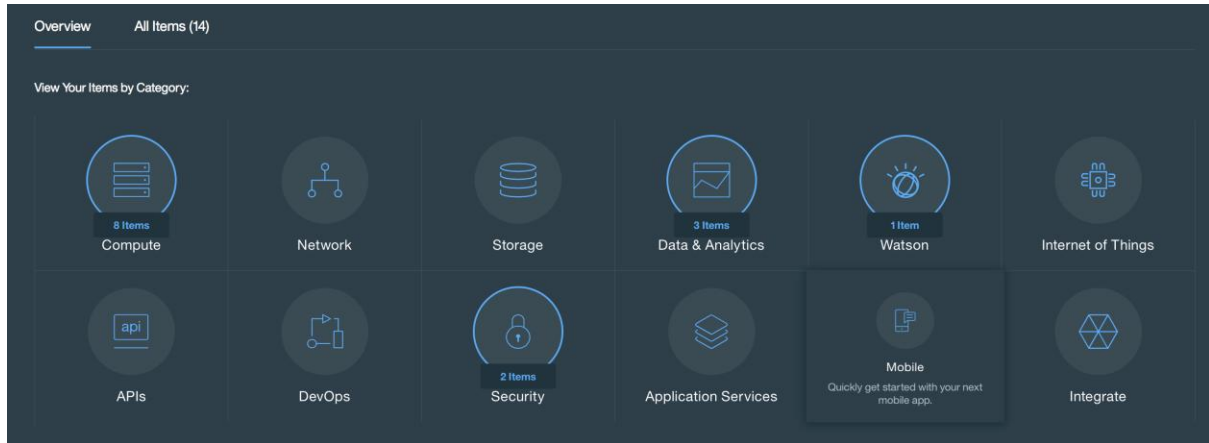
233ms

NUMBER OF INVOCATIONS
ERROR RATE
AVERAGE EXECUTION TIME

Activity Log 🔄

- ✔ **B05307_alert_cloudant_update** 8c32b7b4a9d3490fb1e969a... 26 August 2016 6:39:46 PM IST
sreelathas@in.ibm.com
{"message": "Cloudant trigger has been invoked!"}
- ✔ **B05307_alert_cloudant_update** 8dc3f570212449a8a8864f2... 26 August 2016 5:19:55 PM IST
sreelathas@in.ibm.com
{"message": "Cloudant trigger has been invoked!"}

Chapter 10: Mobile Application Development on Bluemix



Projects Services

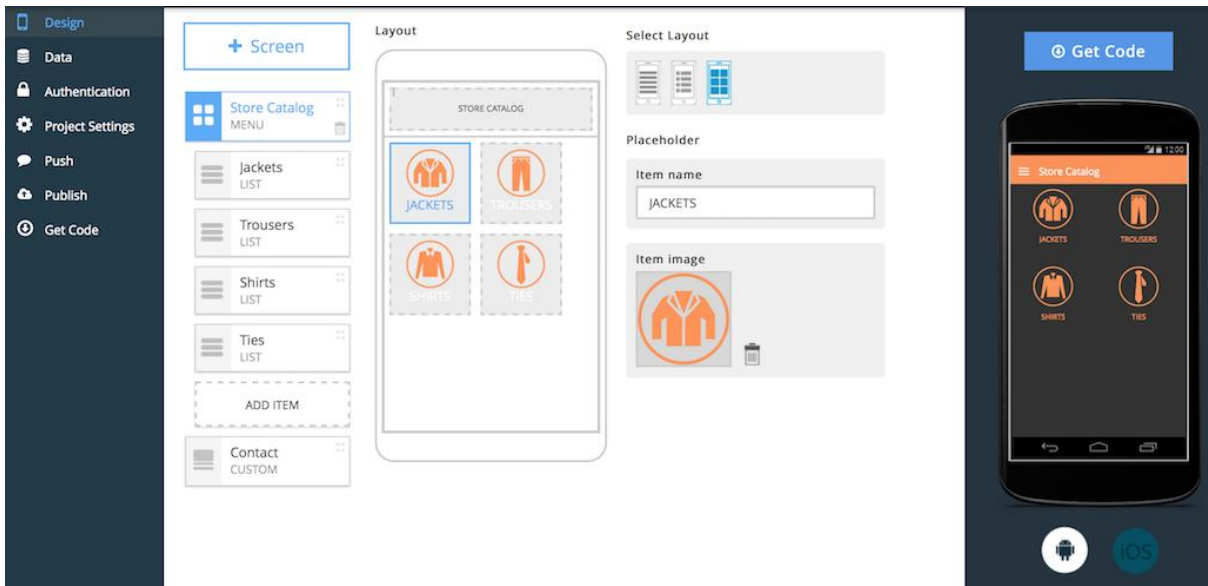
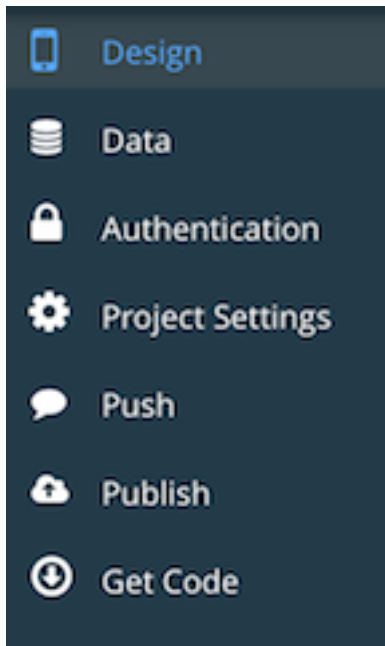
Projects

New Project

Store Catalog

Project Name

Cancel Create



Design | Data | Authentication | Project Settings | Push | Publish | Get Code

+ Data Source

Products CLOUD

LINKED SCREENS

- Jackets LIST
- Trousers LIST
- Shirts LIST
- Ties LIST
- Contact CLOUD

Add Row | Edit Columns | Refresh | Import CSV | Export CSV

Name	Description	Category	Price	Rating	Picture
Royal Neck Tie	This tie is made from care-free micro fiber - a textile that is	Ties	7.95	★★★★☆	
Count Neck Tie	This tie is made from care-free micro fiber - a textile that is	Ties	9.95	★★★★★	
Tweed Jacket	This wool rich tweed blazer features a three button	Jackets	179.95	★★★★☆	
Sport Trouser	A pair of sport trousers featuring a classic five pocket	Trousers	78.95	★★★★★	
Dinner Jacket	This wool rich tweed blazer features a three button	Jackets	149.99	★★★★☆	
Neck Tie	This tie is made from care-free micro fiber - a textile that is	Ties	9.95	★★★★★	
Corporal Trouser	A pair of soft trousers featuring a classic five pocket	Trousers	69.95	★★★★☆	
Cotton T-Shirt	A classic T-Shirt featuring a single chest pocket and button	Shirts	79.95	★★★★☆	
Plain Blue T-Shirt	A classic T-Shirt featuring a single chest pocket and button	Shirts	69.95	★★★★★	
Premium T-Shirt	A classic T-Shirt featuring a single chest pocket and button	Shirts	79.95	★★★★☆	

Add Row

Add Row | Edit Columns | Refresh | Import CSV | Export CSV

Name	Description	Category	Price	Rating	Picture
Chocolate Lip Balm	This lip balm is made from organic ingredients. This lip	Lip Balm	200	★★★★☆	
Rose Lip Balm	This lip balm is made from organic ingredients. This lip	Lip Balm	175	★★★★★	
Green Tea Lip Balm	This lip balm is made from organic ingredients. This lip	Lip Balm	225	★★★★☆	
Vanilla & Active Charcoal Soap	This soap contains delicious vanilla fragrance and the	Soap	125	★★★★★	
Rose and Olive Body Scrub	This body scrub is made with organic sugar, Rose essential	Body Scrub	950	★★★★☆	
Carrot Lip Balm	This lip balm is made from organic ingredients. This lip	Lip Balm	200	★★★★★	

Design | Data | Authentication | Project Settings | Push | Publish | Get Code

+ Screen

Arudra Store MENU

- Lip Balms LIST
- Soaps LIST
- Body Scrubs LIST
- ADD ITEM
- Contact CUSTOM

Layout

ARUDRA STORE CATALOG

Lip Balms

Soaps

Body Scrubs

Select Layout

Placeholder

Item name

Lip Balms

Item image

LIP BALM GREEN TEA

ARUDRA

Get Code

Android | iOS

Design
Data
Authentication
Project Settings
Push
Publish
Get Code

Project settings

Logo

Description
An application to review store products on sale including store stock and contact sections.

Google API Key

Bundle Identifier

Add IBM MobileFirst Foundation SDK
OFF ON

Background Image

Max. 1024 X 1024 - 1 MB Max.

Colors

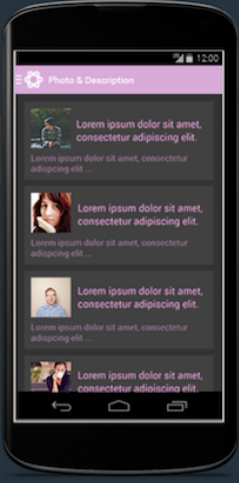
Background

Text Color

Action Bar

Action Bar Text

[Get Code](#)



Android iOS

Design
Data
Authentication
Project Settings
Push
Publish
Get Code

Project settings

Logo

Description
An application to review store products on sale including store stock and contact sections.

Google API Key

Bundle Identifier

Add IBM MobileFirst Foundation SDK
OFF ON

Background Image

Max. 1024 X 1024 - 1 MB Max.

Colors

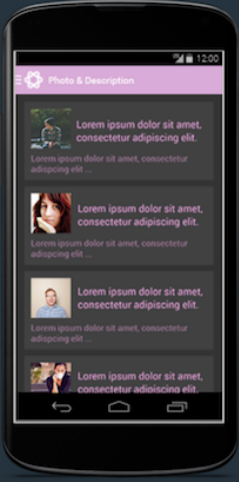
Background

Text Color

Action Bar

Action Bar Text

[Get Code](#)



Android iOS

← Projects B05307_

- Design
- Data
- Authentication
- Project Settings
- Push
- Publish
- Get Code

Choose Platforms

You are about to get your app code

iOS Android

Get Code

← Projects B05307_

- Design
- Data
- Authentication
- Project Settings
- Push
- Publish
- Get Code

Choose Platforms

You are about to get your app code

iOS Android

Get Code

Getting your code

This may take a couple of minutes, please remain here while your code is generated.

Generating code...

Getting your code

This may take a couple of minutes, please remain here while your code is generated.



Compiling app...

Getting your code

This may take a couple of minutes, please remain here while your code is generated.



Try it!


Download apk

Source code

You can try your app directly in your device ×

For Android OS 4.0+: Settings > Security > Check "Unknown sources". For Android OS 4.0: Settings > Applications > Check "Unknown sources".

Scan this QR code to install the app on your Android phone or tablet.



[Download package](#)

Close

Name	Kind
▼ B05307	Folder
▶ analytics	Folder
▶ app	Folder
build.gradle	Document
▶ cloudant	Folder
▶ core	Folder
▶ gradle	Folder
gradle.properties	Java p...ties file
gradlew	Unix e...cutable
gradlew.bat	Document
▶ push	Folder
README.txt	Plain Text
settings.gradle	Document
com.ibm.mobileappbuild...11132549-1-debug.apk	Document

Android Studio | File | Edit | View | Navigate | Code | Analyze | Refactor | Build | Run | Tools

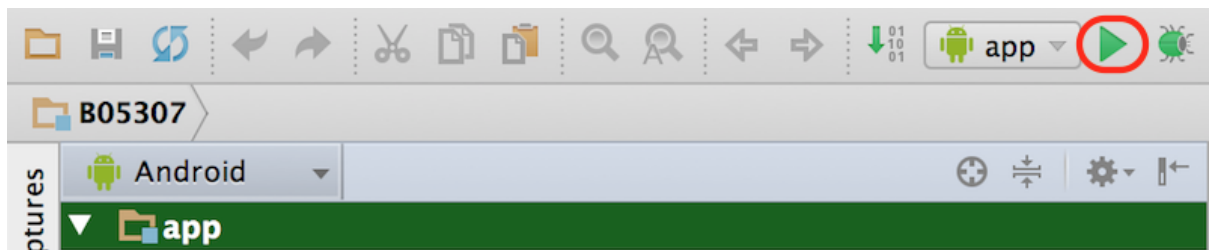
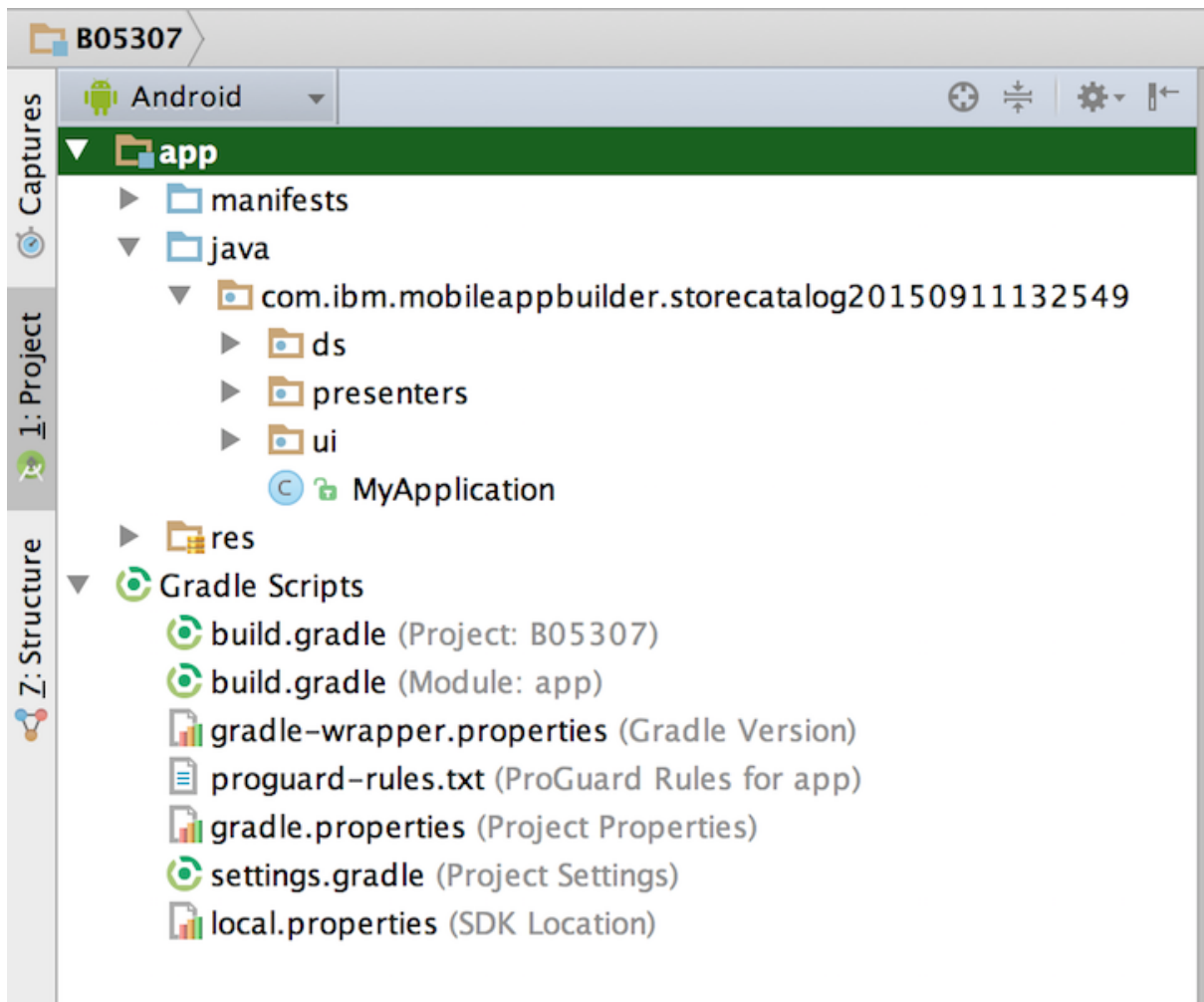
Android

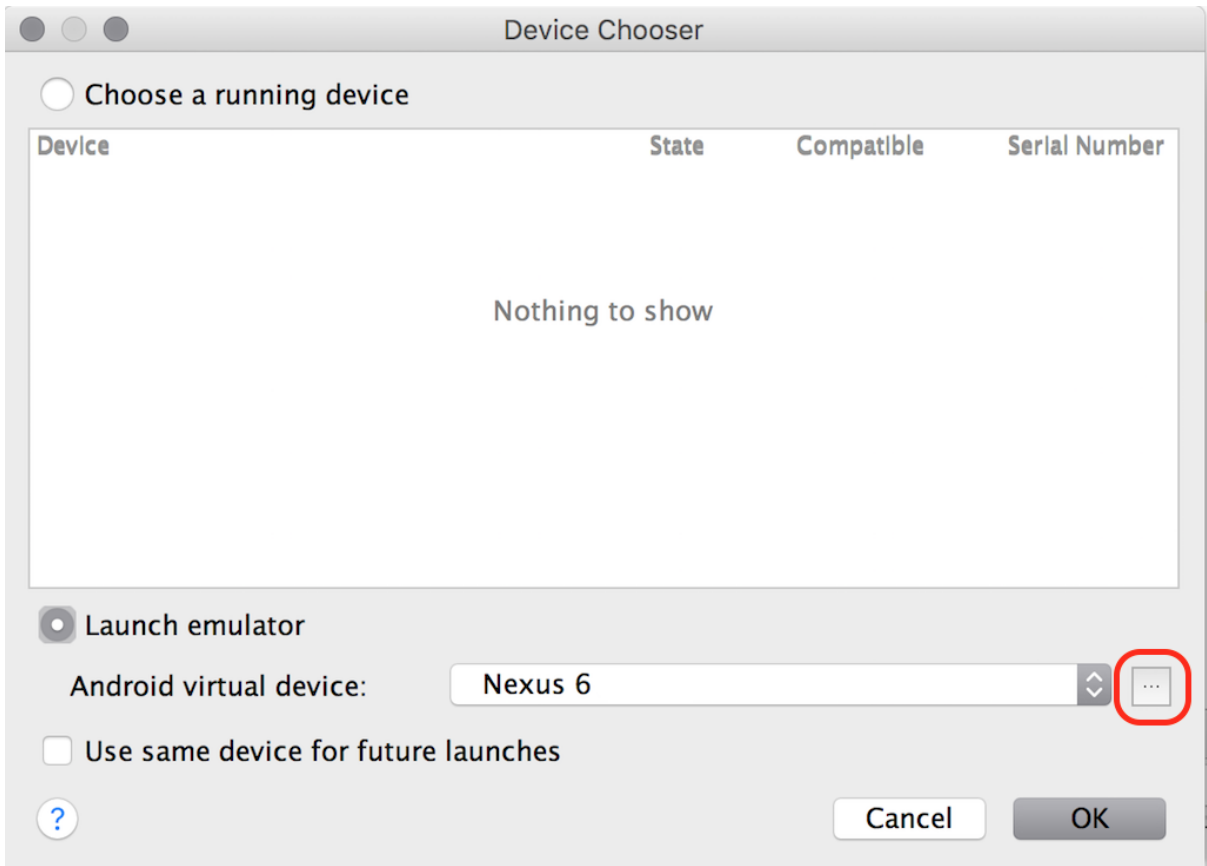
Captures

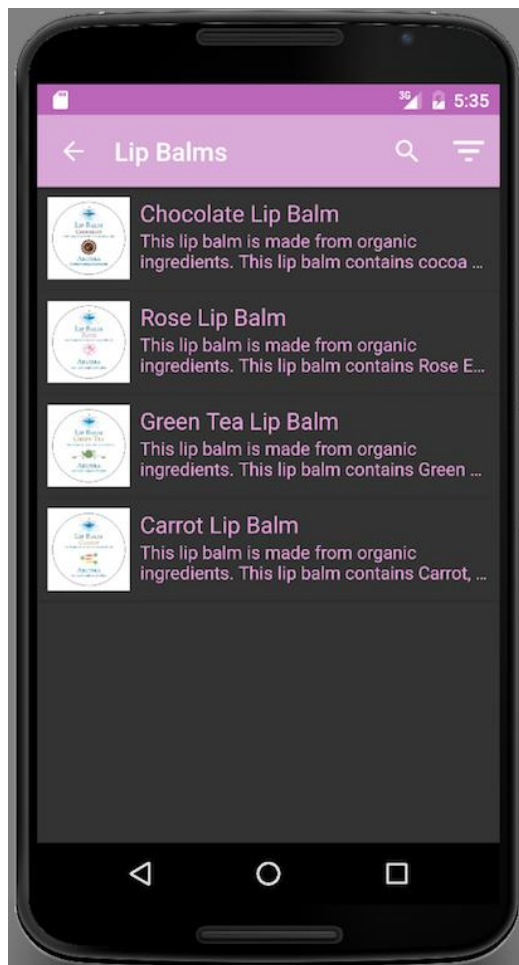
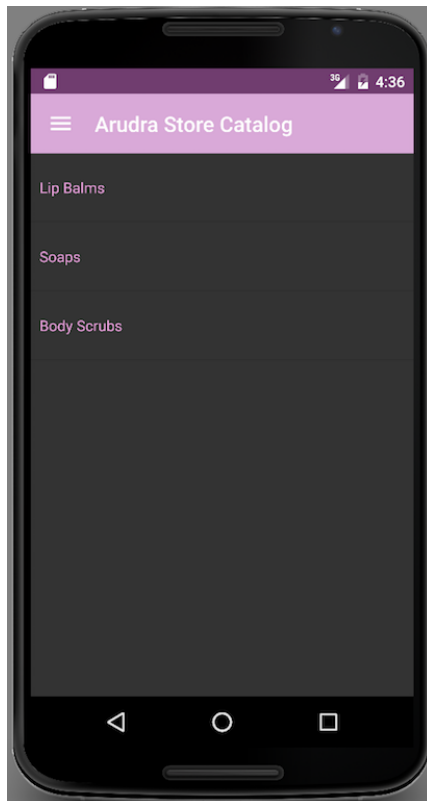
- ▼ app
 - ▶ manifests

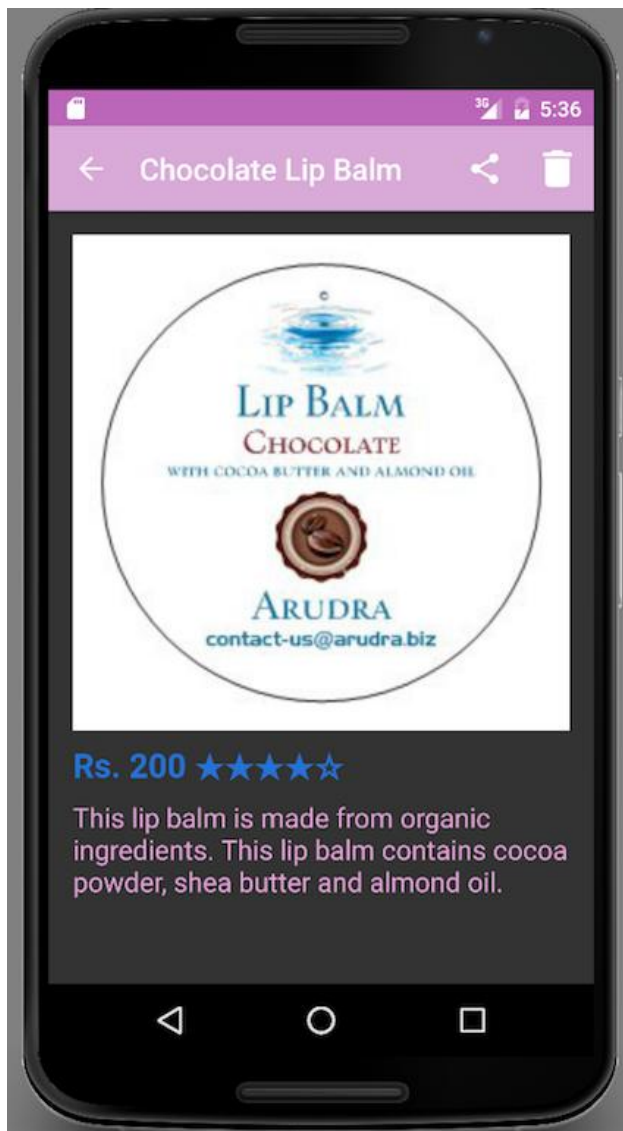
File menu options:

- New
- Open...
- Open Recent
- Close Project



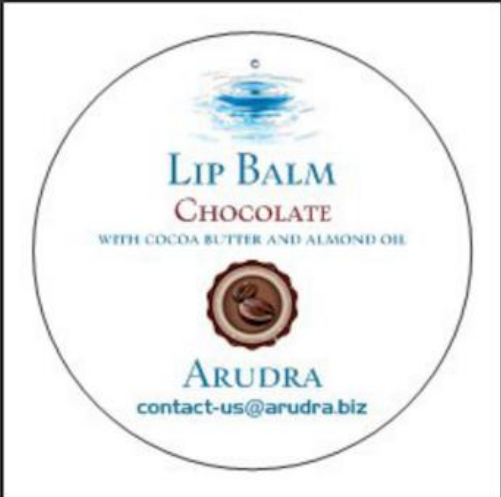






3G 5:36

← Chocolate Lip Balm















Rs. 200 ★★★★★

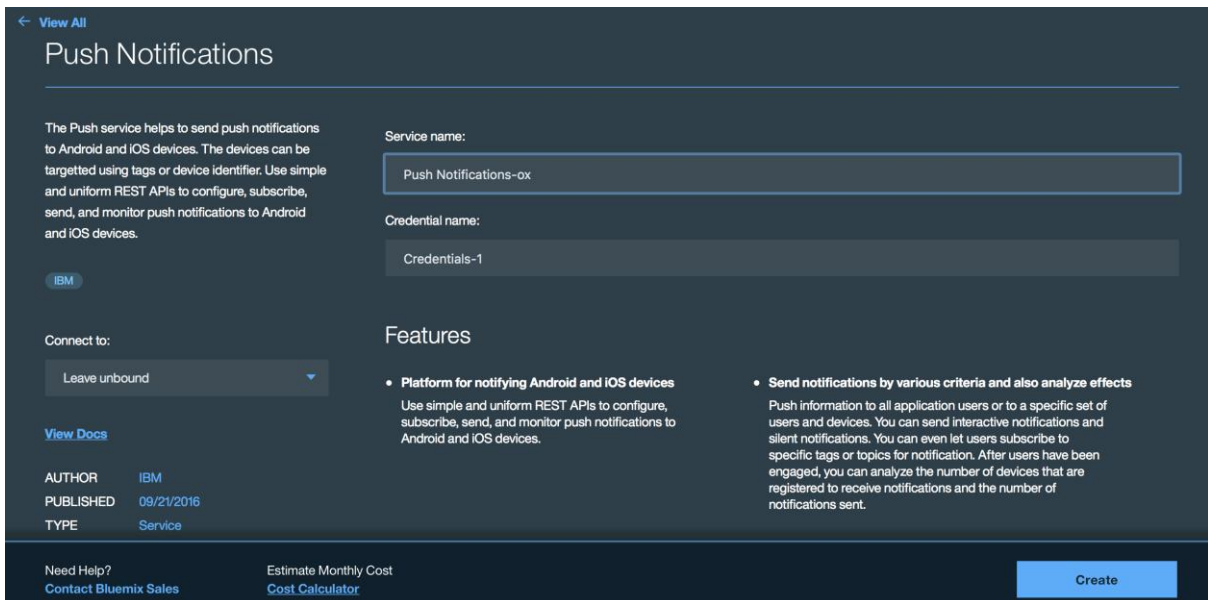
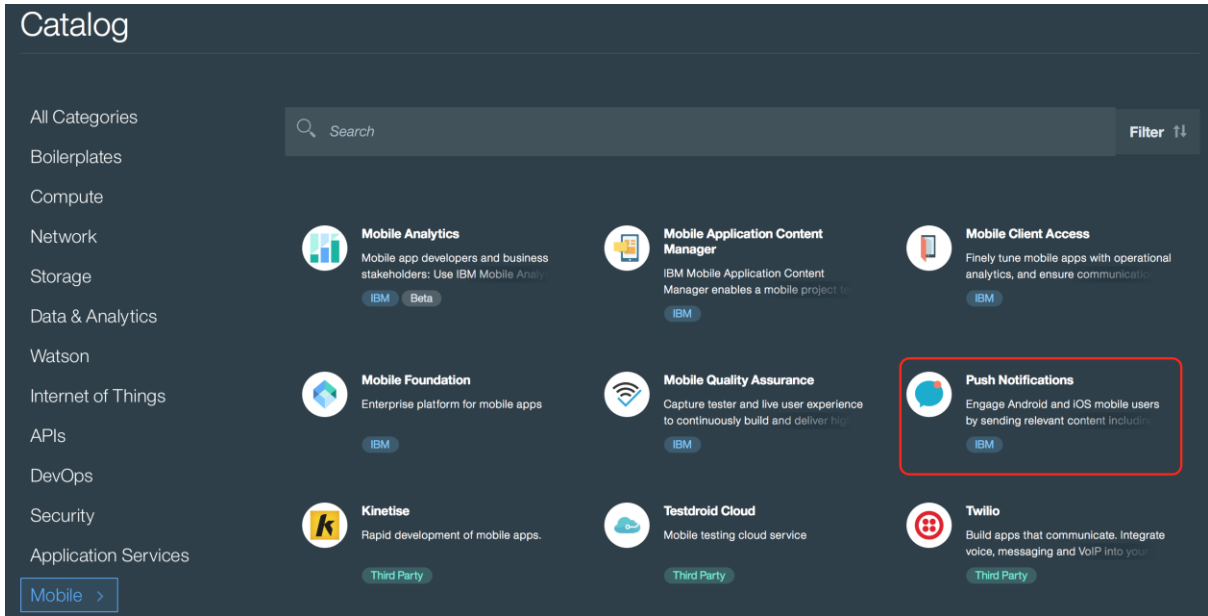
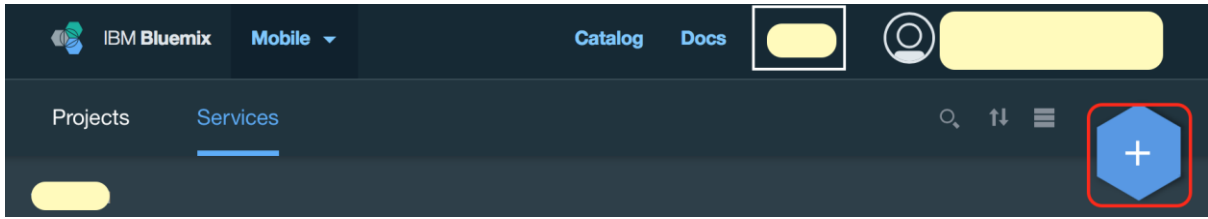
This lip balm is made from organic ingredients. This lip balm contains cocoa powder, shea butter and almond oil.

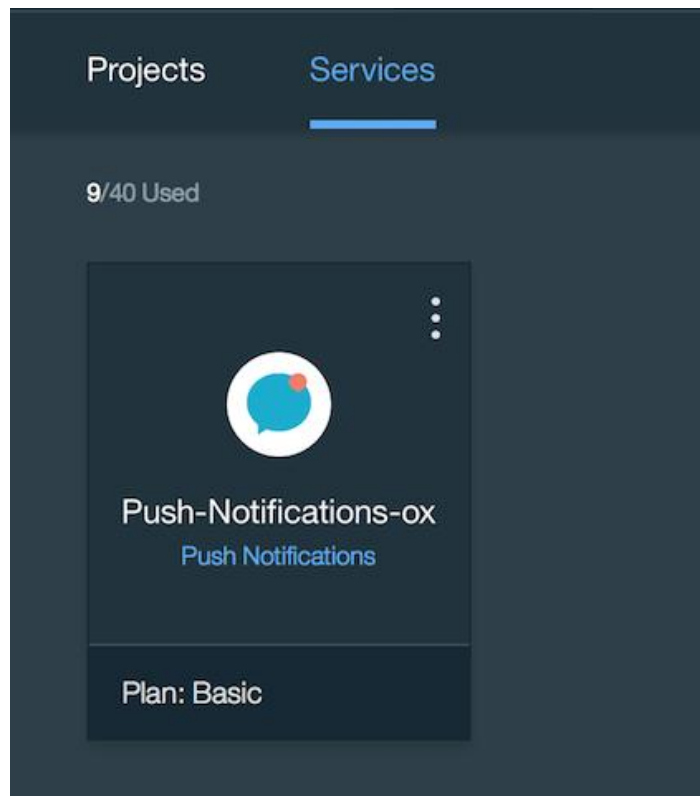
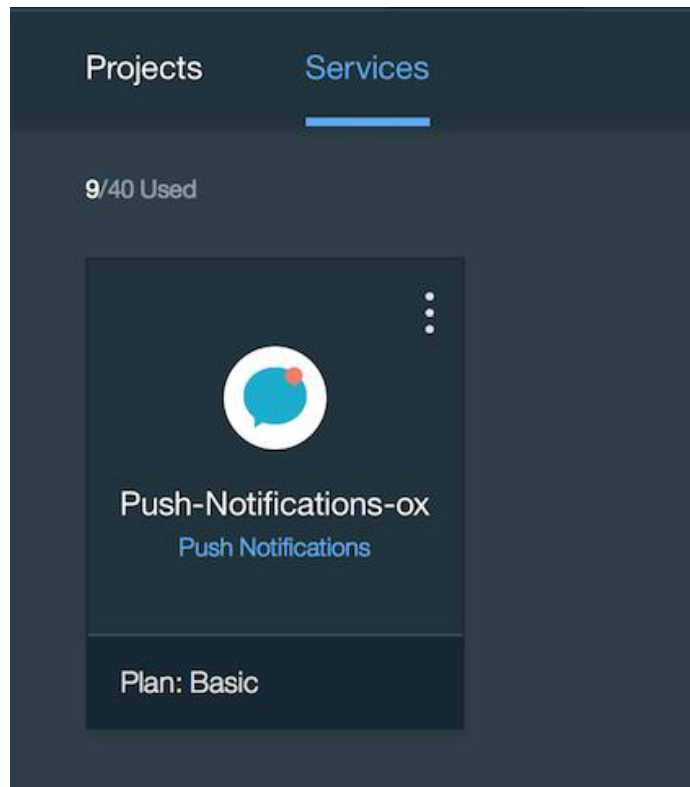


Overview All Items (14)

View Your Items by Category:

 8 Items Compute	 Network	 Storage	 3 Items Data & Analytics	 1 Item Watson	 Internet of Things
 APIs	 DevOps	 2 Items Security	 Application Services	 Mobile Quickly get started with your next mobile app.	 Integrate





Manage Service Credentials Connections

Push

Send Notifications

Manage Tags

Configure

Configure

Mobile Web

APNs Push Credentials ⓘ GCM Push Credentials ✓ ⓘ

Mobile Options

Mobile Options

App Route:

https://Push-Notifications-ox.eu-gb.bluemix.net

App Guid:

108b3ce3-6d13 [redacted] 1ff36faa

App Secret:

2e000c9a-0ec4-4 [redacted] 39348b3

Client Secret:

04e09452-f180 [redacted] 06e073a7f

Push-Notifications-ox Status: ● Service available

[Manage](#) [Service Credentials](#) [Connections](#)

Push

- Send Notifications
- Manage Tags
- Configure**

Configure

[Mobile](#) [Web](#)

APNs Push Credentials ⓘ

Environment:
Sandbox

PKCS 12(.p12) File:
Choose file **Choose file**

Password:

Save

GCM Push Credentials ✓ ⓘ


Sender ID:
3807 7

API Key:
AlzaSyA gakE5pIB79s


Remove

[Projects](#) [Services](#)

Projects



B05307_
Last Modified: 8/16/16

Edit 

← Projects B05307_

- Design
- Data
- Authentication
- Project Settings
- Push
- Publish
- Get Code

Push

Enable notifications for this project

OFF ON

Configure [Bluemix Push Notifications](#) to send information to your application users

App ID

App Route URL

← Projects B05307_

- Design
- Data
- Authentication
- Project Settings
- Push
- Publish
- Get Code

Push

Enable notifications for this project

OFF ON


Configure [Bluemix Push Notifications](#) to send information to your application users

App ID

App Route URL

Getting your code

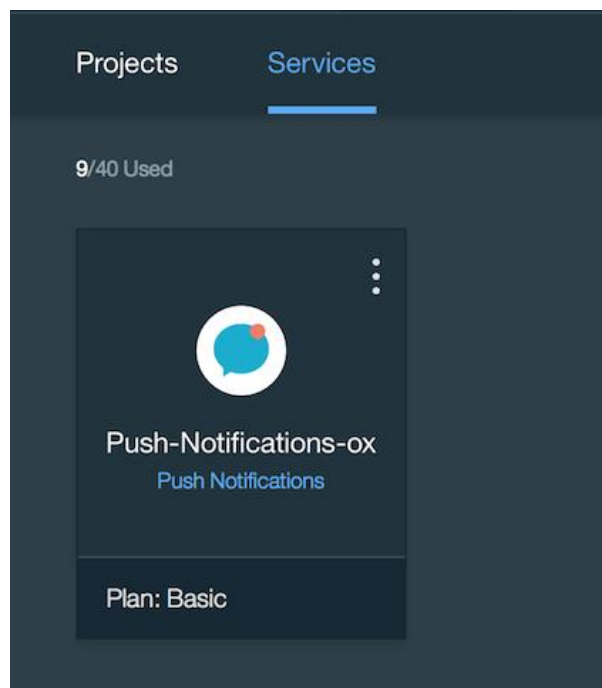
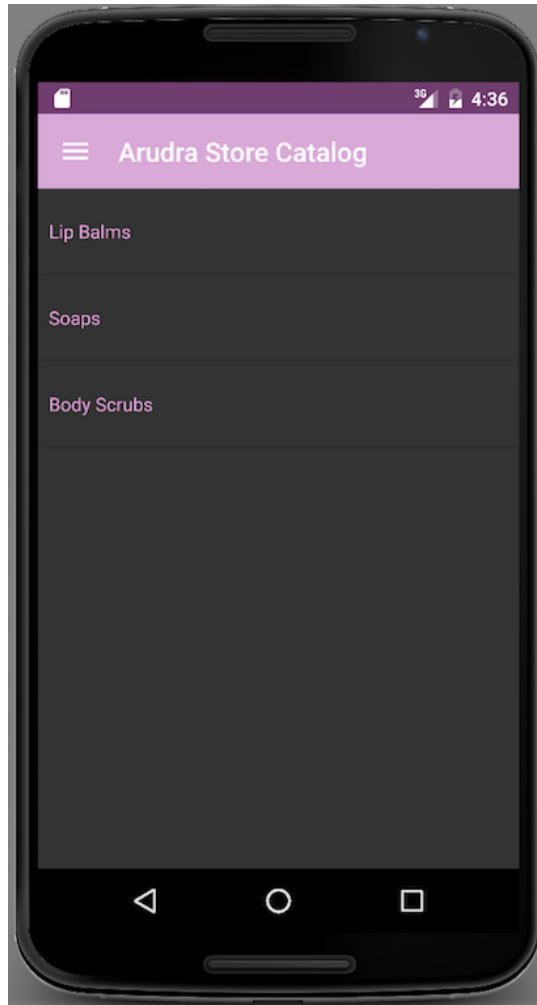
This may take a couple of minutes, please remain here while your code is generated.

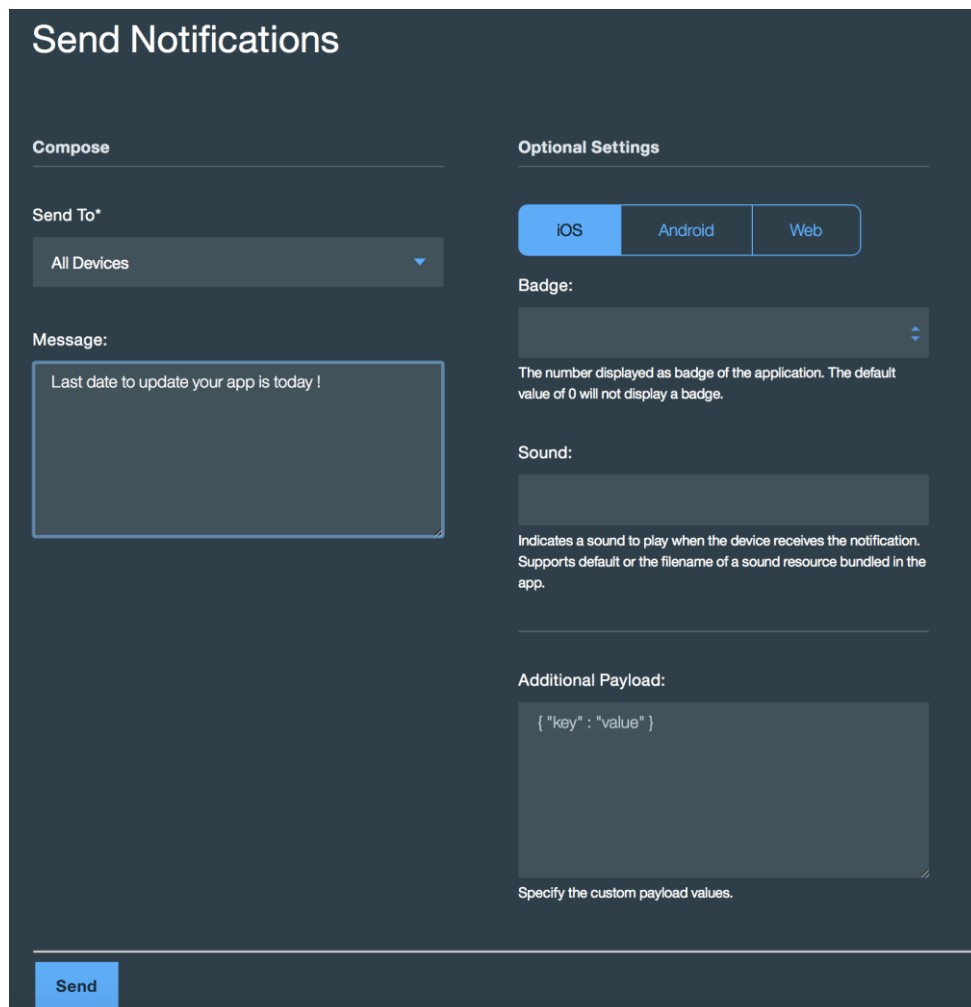
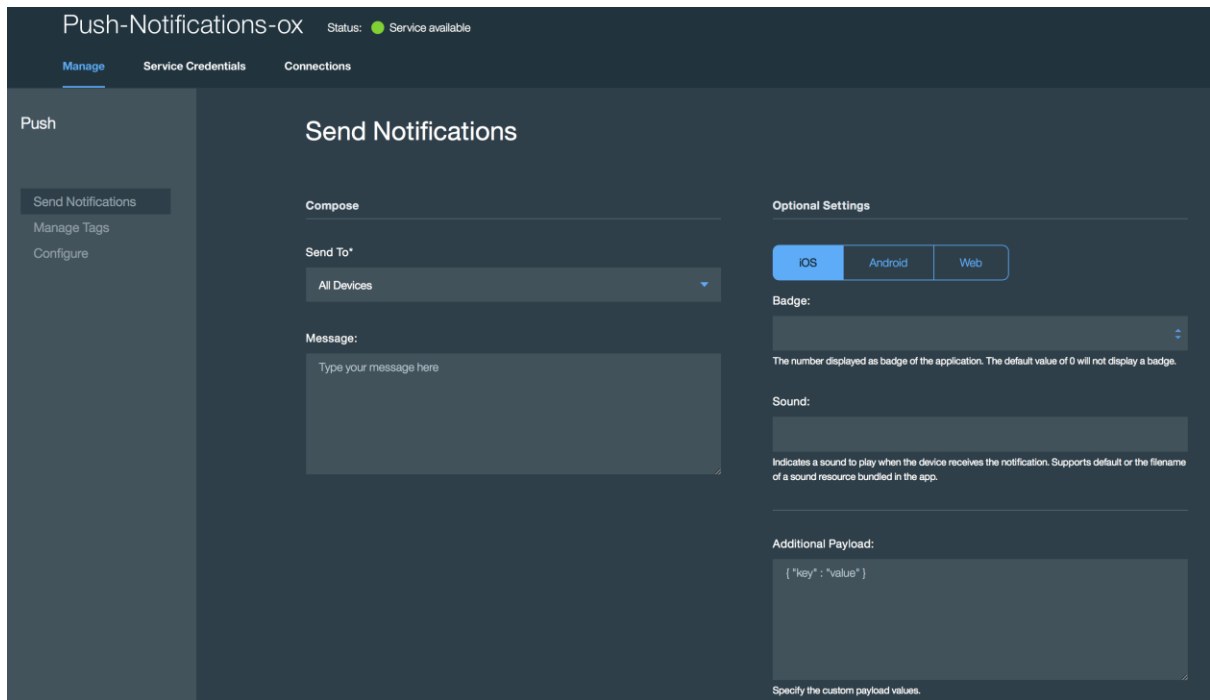


Try it!

Download apk

Source code





Send Notifications

Compose

Send To*

All Devices

Message:

Receive discounts on all products in the catalog !

Optional Settings

iOS

Android

Web

Badge:

The number displayed as badge of the application. The default value of 0 will not display a badge.

Sound:

Indicates a sound to play when the device receives the notification. Supports default or the filename of a sound resource bundled in the app.

Additional Payload:

```
{ "key" : "value" }
```

Specify the custom payload values.

Send

Send Notifications

✓ **Success Message** The notification was sent. ✕

Compose

Send To*

All Devices

Message:

Type your message here

Optional Settings

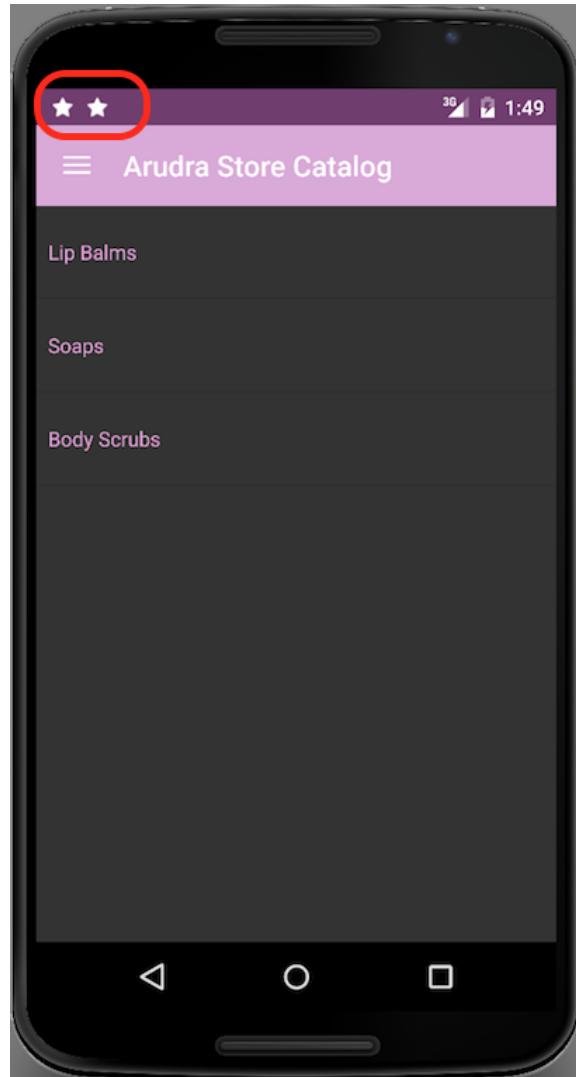
iOS

Android

Web


Badge:


The number displayed as badge of the application. The default value of 0 will not display a badge.



1:49 PM
Wednesday, August 17

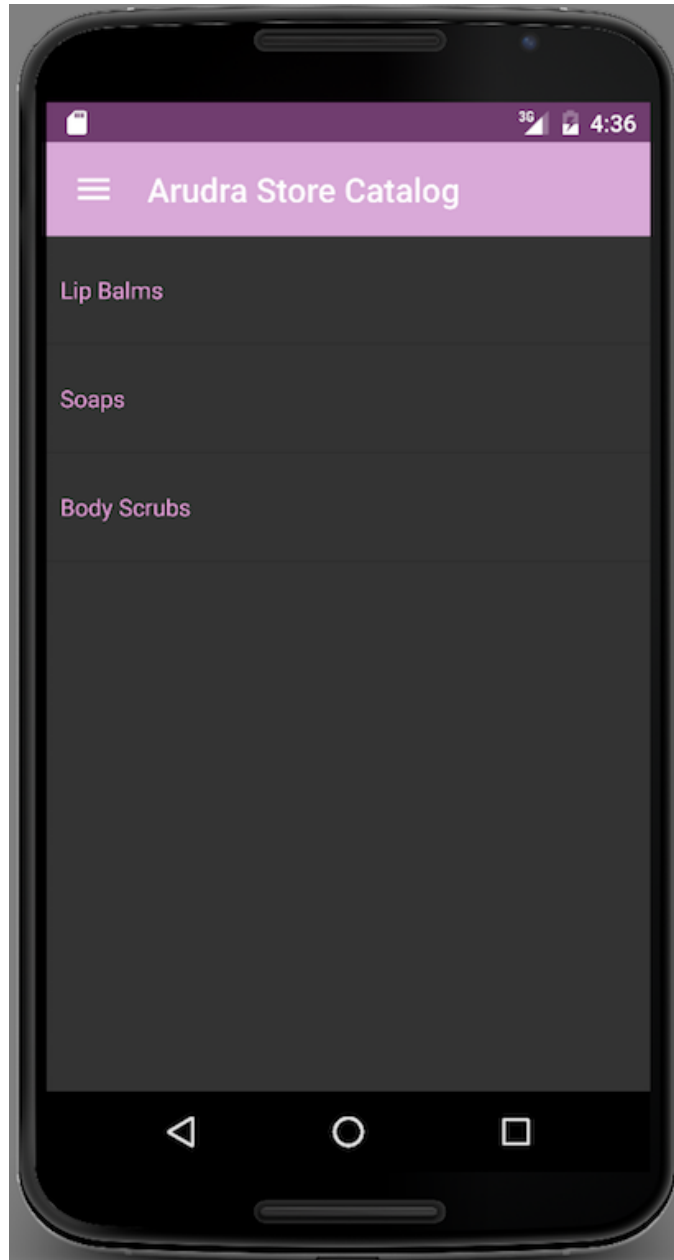


 B05307_ 1:48 PM
Receive discounts on all products in the ca..

 B05307_ 1:48 PM
Last date to update your app is today !

Body Scrubs





Send To*

All Devices

Message Text

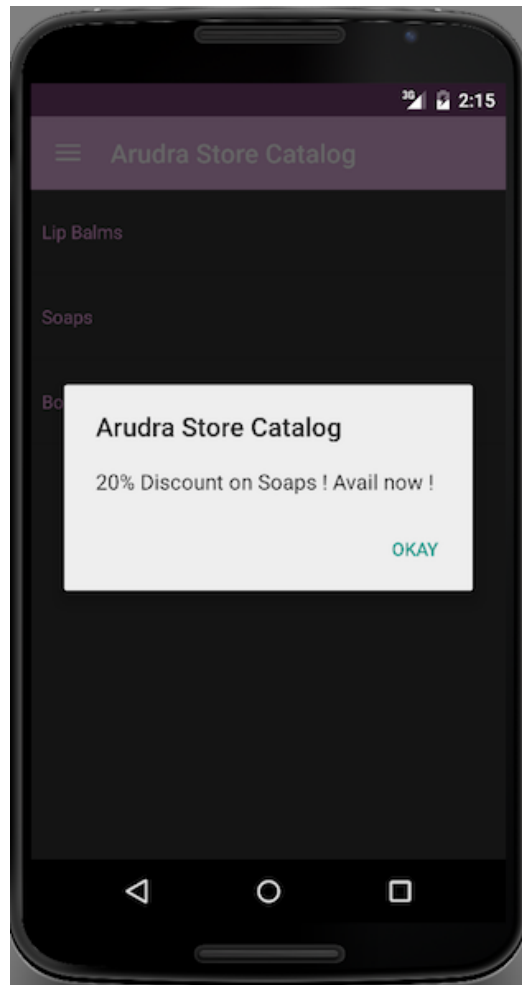
20% Discount on Soaps ! Avail now !

▶ iOS Custom Settings

Additional Payload

Specify the custom payload values.

SEND



Browser tabs: <https://imfpush.eu-gb.bluer> <https://imfpush.eu-gb> +

Environment: No environment

Method: POST URL: <https://imfpush.eu-gb.bluemix.net/imfpush/v1/apps/108b3ce3-6d13-4af3-a8d2-844e1ff36faa/messages> Params Send Save

Authorization Headers (3) Body Pre-request Script Tests [Generate Code](#)

Header	Value	Actions
appSecret	2e00c9a-0- [redacted] 48b3	⋮ ✕
Content-Type	application/json	⋮ ✕
Authorization	Basic Og==	⋮ ✕
key	value	

Bulk Edit Presets

Push-Notifications-ox Status: ● Service available

Manage **Service Credentials** Connections

Service Credentials

Credentials are provided in JSON format. The JSON snippet lists credentials, such as the API key and secret, as well as connection information for the service.

Service Credentials New Credential +

KEY NAME	DATE CREATED	ACTIONS
<input type="checkbox"/> Credentials-1	Aug 16, 2016 - 10:23:55	View Credentials ▲

```

{
  "appGuid": "108b3ce3-6d13-4af3-a8d2-844e1ff36faa",
  "url": "http://imfpush.eu-gb.bluemix.net/imfpush/v1/apps/108b3ce3-6d13-4af3-a8d2-844e1ff36faa",
  "admin_url": "//mobile.eu-gb.bluemix.net/imfpushdashboard/?appGuid=108b3ce3-6d13-4af3-a8d2-844e1ff36faa",
  "appSecret": "2e00c9a-0-939348b3",
  "clientSecret": "04e09452-f180-420b-9d9a-45c96e073a7f"
}

```

POST https://imfpush.eu-gb.bluemix.net/imfpush/v1/apps/108b3ce3-6d13-4af3-a8d2-844e1ff36faa/messages Params Send Save

Authorization Headers (3) Body Pre-request Script Tests Code

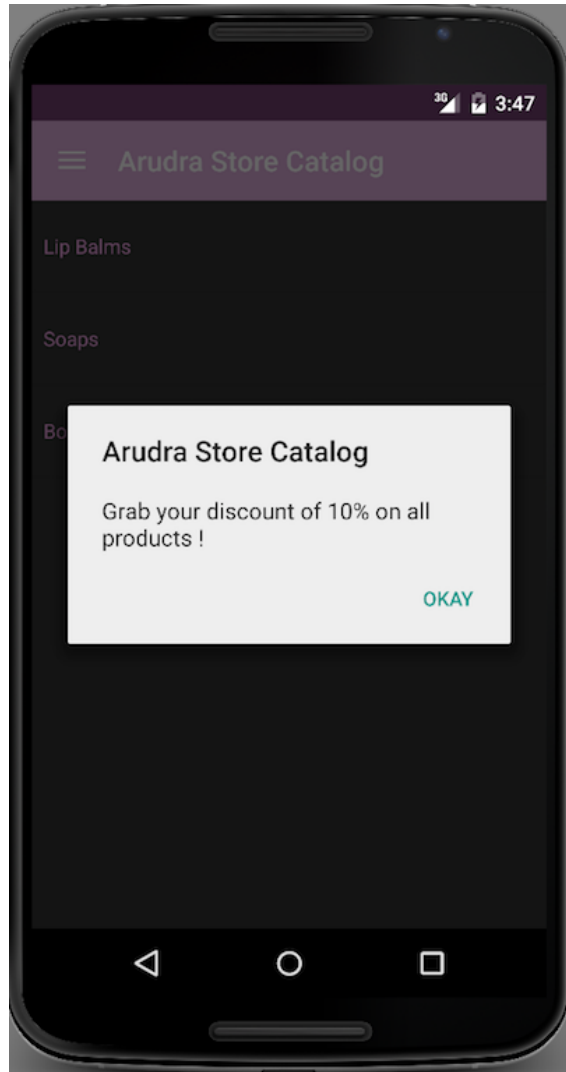
form-data x-www-form-urlencoded raw binary JSON (application/json)

```
1 {
2   "message": {
3     "alert": "Grab your discount of 10% on all products !"
4   },
5   "target": {
6     "deviceIds": [],
7     "platforms": ["G"],
8     "tagNames": [],
9     "userIds": ["anonymous"]
10  }
11 }
```

Body Cookies Headers (7) Tests Status: 202 Accepted Time: 1055 ms

Pretty Raw Preview JSON

```
1 {
2   "messageId": "859f4e8",
3   "message": {
4     "alert": "Grab your discount of 10% on all products !"
5   },
6   "target": {
7     "userIds": [
8       "anonymous"
9     ],
10    "platforms": [
11      "G"
12    ]
13  }
14 }
```



https://imfpush.eu-gb x https://imfpush.eu-gb.bluer + No environment

GET https://imfpush.eu-gb.bluemix.net/imfpush/v1/apps/108b3ce3-6d13-4af3-a8d2-844e1ff36faa/devices Params Send Save

Authorization Headers Body Pre-request Script Tests Generate Code

Type No Auth

Body Cookies Headers (8) Tests Status: 200 OK Time: 972 ms

Pretty Raw Preview JSON

```
1 {
2   "devices": [
3     {
4       "deviceId": "75813d5d-f756-3b75-a2dc-389cbaf4fcfd",
5       "userId": "anonymous",
6       "href": "https://imfpush.eu-gb.bluemix.net/imfpush/v1/apps/108b3ce3-6d13-4af3-a8d2-844e1ff36faa/devices/75813d5d-f756-3b75-a2dc-389cbaf4fcfd"
7     },
8     {
9       "deviceId": "c5390a22-fe38-3e7b-8072-7650e1ff7c9f",
10      "userId": "anonymous",
11      "href": "https://imfpush.eu-gb.bluemix.net/imfpush/v1/apps/108b3ce3-6d13-4af3-a8d2-844e1ff36faa/devices/c5390a22-fe38-3e7b-8072-7650e1ff7c9f"
12    }
13  ]
14 }
```

POST https://imfpush.eu-gb.bluemix.net/imfpush/v1/apps/108b3ce3-6d13-4af3-a8d2-844e1ff36faa/messages Params Send Save

Authorization Headers (3) Body Pre-request Script Tests Code

form-data x-www-form-urlencoded raw binary JSON (application/json)

```
1 {
2   "message": {
3     "alert": "Grab your discount of 10% on all products !"
4   },
5   "target": {
6     "deviceIds": ["75813d5d-f756-3b75-a2dc-389cbaf4fcfd"],
7     "platforms": ["G"],
8     "tagNames": [],
9     "userIds": ["anonymous"]
10  }
11 }
```

Body Cookies Headers (7) Tests Status: 202 Accepted Time: 1443 ms

Pretty Raw Preview JSON

```
1 {
2   "messageId": "d6c1546",
3   "message": {
4     "alert": "Grab your discount of 10% on all products !"
5   },
6   "target": {
7     "deviceIds": [
8       "75813d5d-f756-3b75-a2dc-389cbaf4fcfd"
9     ],
10    "userIds": [
11      "anonymous"
12    ],
13    "platforms": [
14      "G"
15    ]
16  }
17 }
```