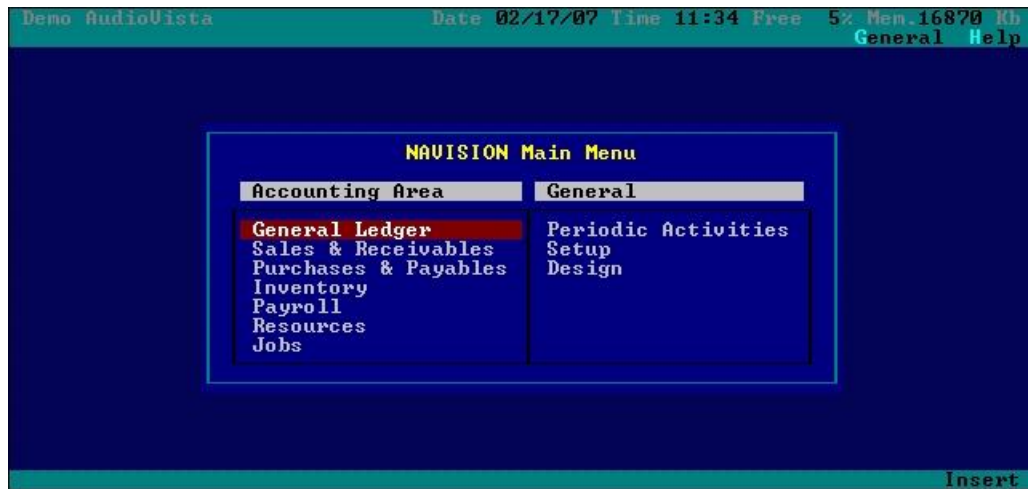


Chapter 1: Introduction to Microsoft Dynamics NAV Architectures



Microsoft Dynamics NAV

Home

- Role Center
- Simulated Production Orders
- Planned Production Orders
- Firm Planned Production Orders
- Released Production Orders
- Finished Production Orders
- Production Forecast
- Blanket Sales Orders
- Sales Orders
- Blanket Purchase Orders
- Purchase Orders
- Subcontracting Orders
- Subcontracting Transfers
- Transfer Orders
- Vendors
- Items
- Stockkeeping Units
- Production BOMs
- Routings

Actions

- New
- Sales Prices
- Requisition Worksheet
- Item Journal
- Process
- Adjust Cost - Item Entries
- Statistics

Reports

- Inventory Availability
- Inventory - Top 10 List
- Price List
- Inventory Cost and Price List
- Inventory - Reorders
- Inventory - Sales Back Orders

<Action1101340003>

Items

Sorting: No. [A-Z]

No filters applied

Limit totals to:

+ Add Filter

Product Gr...	Bill ...	No.	Nr. Versione	Description	Description 2	Unit Cost Fixed...	Inventory	Vendor Name
	No	IN70770014		ANELLO DI FERM...	PRESS.	0,00	0	
	No	IN70789003		PIATTO DI SERR...		0,00	0	
	No	IN70870019		ANELLO DI FERM...		0,00	0	
	No	IN70938063		BOCCOLA SU ALB...		0,00	0	
	No	IN70990002		BOCCOLA		0,00	0	
	No	IN70990003		BOCCOLA		0,00	0	
	No	IN70990009		BOCCOLA		0,00	0	
	No	IN71038063		FLANGIA DI BLO...		0,00	0	
	No	IN71038066		FLANGIA FRONT...		0,00	0	

Gestore ordini vendite - Microsoft Dynamics NAV

CRONUS Italia S.p.A. Home

ACTIONS **REPORT**

[Sales Quote](#) [Sales Invoice](#) [Sales Order](#) [Sales Return Order](#) [Sales Credit Memo](#)

[Sales Journal](#) [Sales Line Discounts](#) [Sales Price Worksheet](#) [Sales Prices](#) [Price List](#) [Navigate](#) [Inventory - Sales Back Orders](#) [Customer - Order Summary](#) [Refresh](#)

New Document General Price History Reports Page

Role Center

- Sales Orders
 - Dynamics CRM Sales Orders
- Sales Quotes
 - Blanket Sales Orders
 - Sales Invoices
- Sales Return Orders
- Sales Credit Memos
- Items
- Customers
- Item Journals
- Sales Journals
- Cash Receipt Journals

Home

Posted Documents

Departments

Gestore ordini vendite

Activities ⚙️ ^

⚙️ Set Up Cues

For Release

0 Sales Quotes - Open	21 Sales Orders - Open	New Sales Quote New Sales Order
--------------------------	---------------------------	--

Sales Orders Released Not Shipped

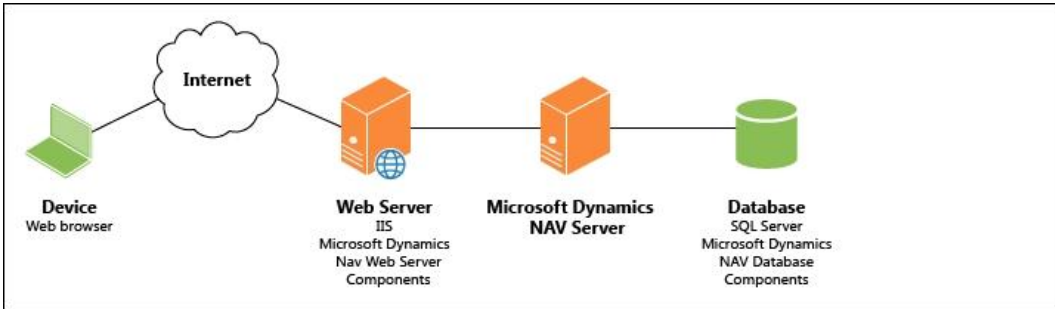
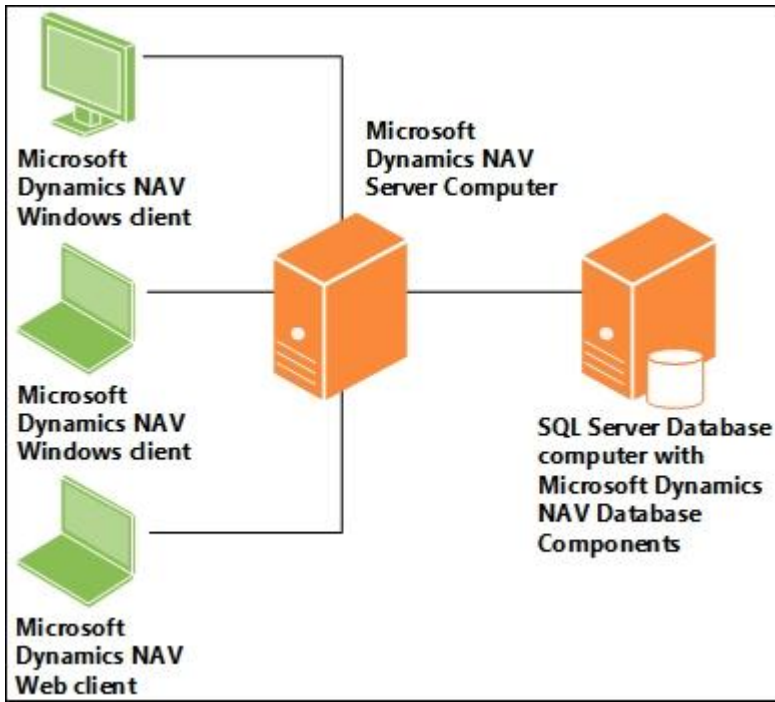
6 Ready To Ship	0 Partially Shipped	14 Delayed	7,5 Average Days Delayed	Navigate
--------------------	------------------------	---------------	-----------------------------	--------------------------

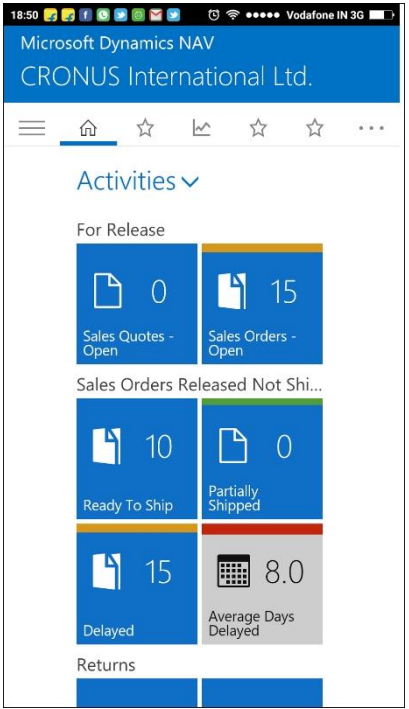
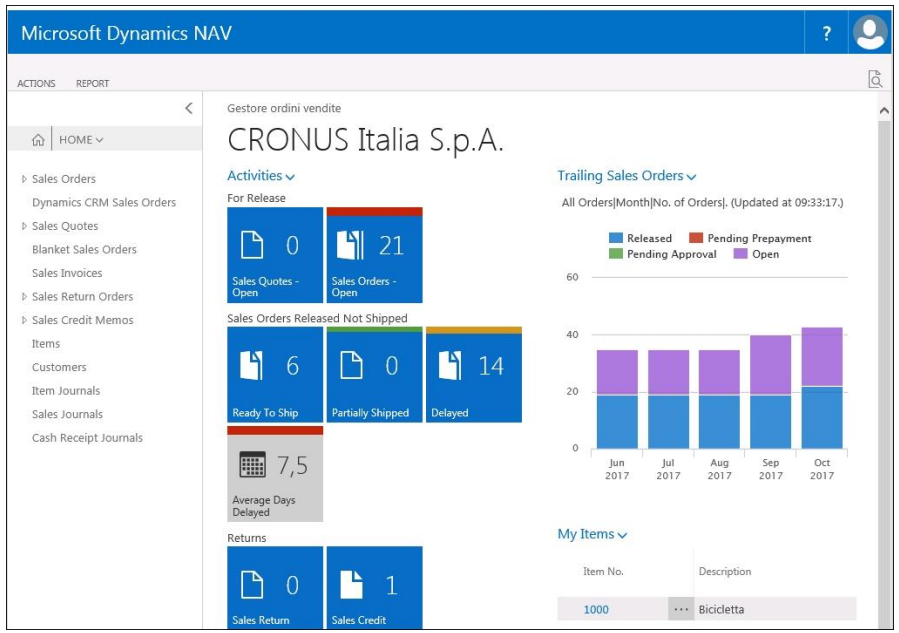
Returns


0 Sales Return Orders - Open	1 Sales Credit Memos - Open	New Sales Return Order New Sales Credit Memo
---------------------------------	--------------------------------	---

My Customers ⬇️


[Manage List](#) [Open](#) [New](#) [Find](#)







Dynamics NAV
Microsoft Corporation
★★★★★
Share



With Microsoft Dynamics NAV for Windows, you get the familiar Dynamics NAV experience in a fresh and modern interface designed More

This product is installed.

Mobile PC

Open

Mail - Jared Hall - Outlook
outlook.office.com/owa/?realm=llandscaping.onmicrosoft.com&exch=1

Office 365 Outlook

Search Mail and People

Folders: Inbox (3), Clutter, Sent Items, Drafts, More

Groups: New

Browse

Create

Inbox All

Today

Andy Teal
Request for a quote on some furn 3:51 PM
Hello Jared, We are planning an office ren...

Julia Collins
Thank you for your business! - Inve 3:51 PM
Hello Jared, Here is the invoice for your re...

Sally McArthur
Hello! 3:51 PM
Hello Jared, This email is just to introduce...

Peter Sadow
Discount on Quote S-QUO1001 3:51 PM
Hi Jared, I'm working with Selangorian Ltd...

Jim Stewart
Discount on Quote S-QUO1003 12:56 PM
Hi Jared, I'm working with Selangorian Ltd...

Last week

Project Madeira Admin
Welcome to Project "Madeira" - yc Thu 3/10
Get your business done without leaving O...

Andy Teal
PROJECT "MADERA" EVALUATION Thu 3/10
Hello Jared Hall, We are planning an office...

Julia Collins

Request for a quote on some furniture

AT Andy Teal <andy.teal@cronuscorp.net>
To: Jared Hall

Project "Madeira"

10000 · The Cannon Group PLC

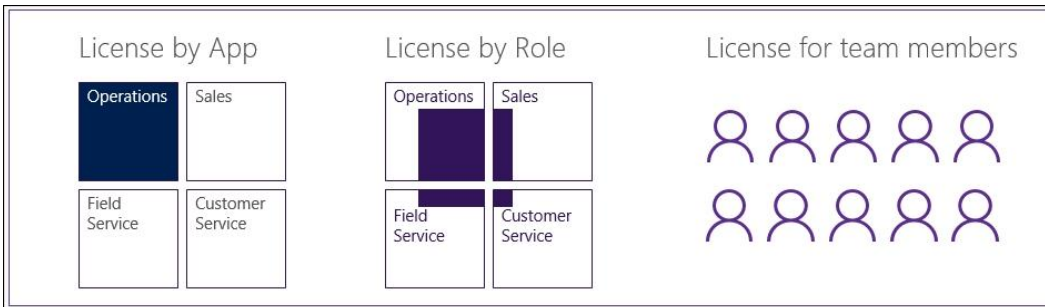
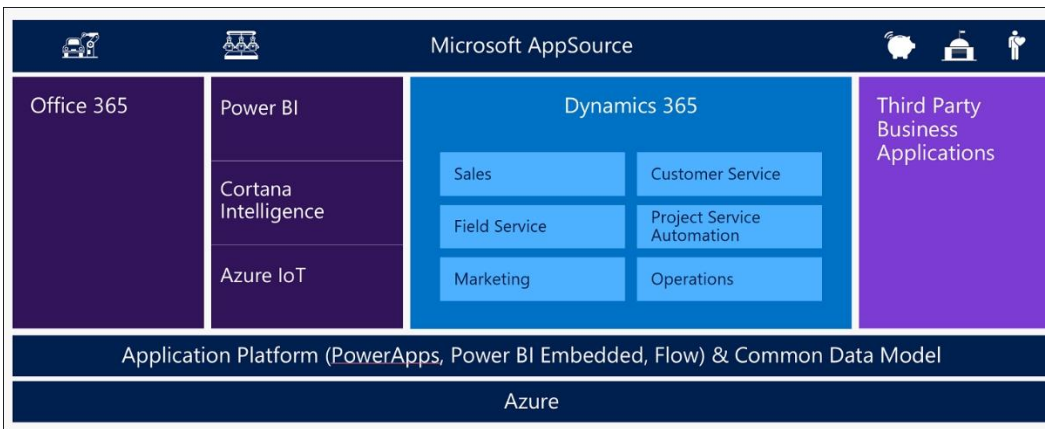
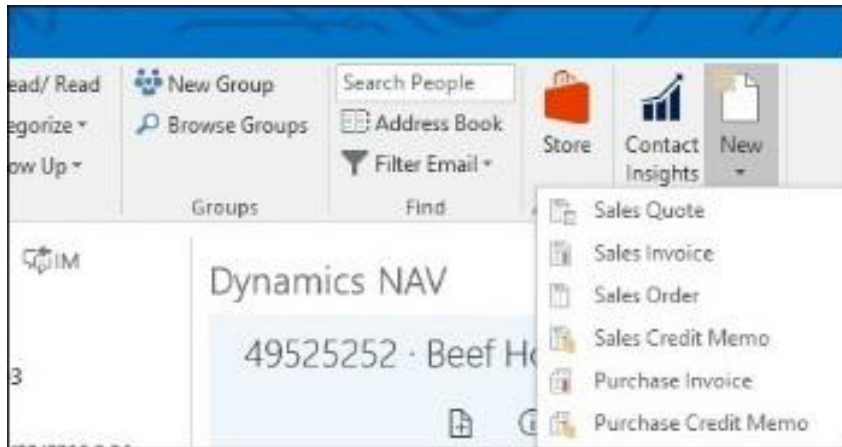
Details	Aged Accounts Receivable		Sell-to Customer Sales History		
8,661.36 Balance (\$)	14,542.60 YTD Sales	Period Length: Month 1 quarter overdue	1 Ongoing Sales Quotes	2 Ongoing Sales Orders	0 Ongoing Sales Return Orders
5,304.24 Past Due		10k	0 Ongoing Sales Blanket Orders	1 Ongoing Sales Invoices	0 Ongoing Sales Credit Memos
30,366.70 LTD Sales		5k			
		0k			
		Not Overdue			
		2M			
		Older			

Hello Jared,

We are planning an office renovation and need a quote for some new furniture. Can you provide me a quote for the items listed below?

Item	Quantity
Athens Desk	4
London Swivel Chair	7
Antwerp Conference Table	2

We plan to have renovations completed by the end of June. Can we have the furniture delivered by the end of June?



Microsoft Cloud Mobility Productivity Search Microsoft AppSource Sign in

AppSource Apps List an app How it works

Find the right app for your business needs

Get solutions tailored to your industry that work with the products you already use

Search Microsoft AppSource

Refine by category

- Analytics
- Collaboration
- Customer service
- Finance
- Human resources
- IT + administration
- Marketing
- Operations + supply chain
- Productivity
- Sales

Refine by industry

- Agriculture
- Distribution
- Financial services
- Government
- Healthcare + life sciences
- Manufacturing
- Professional services
- Retail + consumer goods

Refine by product

- Dynamics AX
- Dynamics CRM
- Dynamics NAV
- Project Madera
- Power BI
- Office 365
- Azure



Item Attributes

Attribute

Value

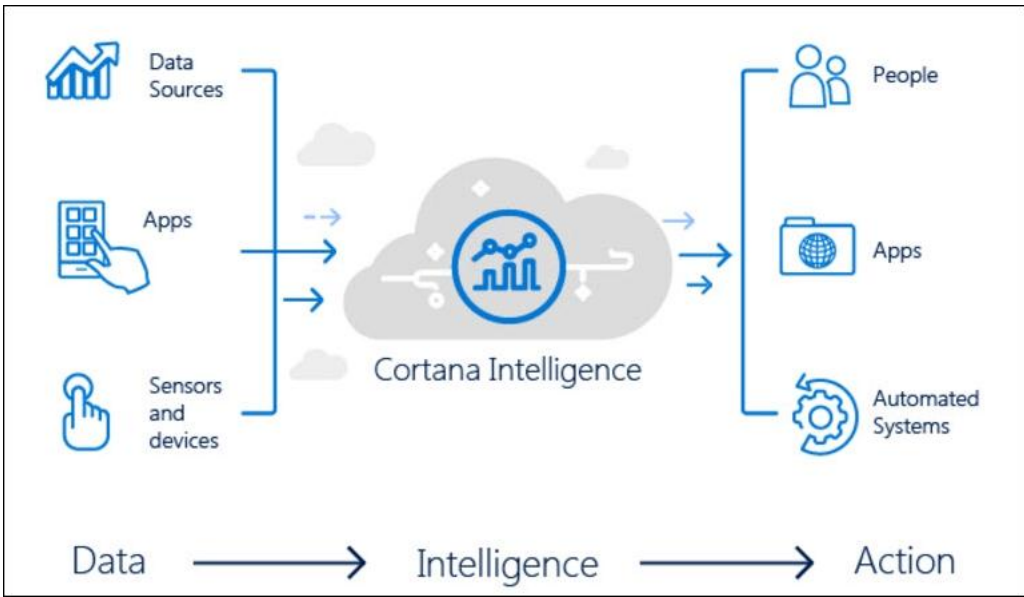
(There is nothing to show in this view)

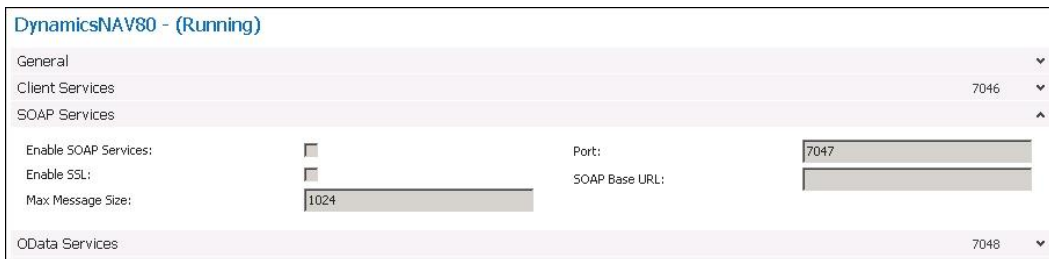
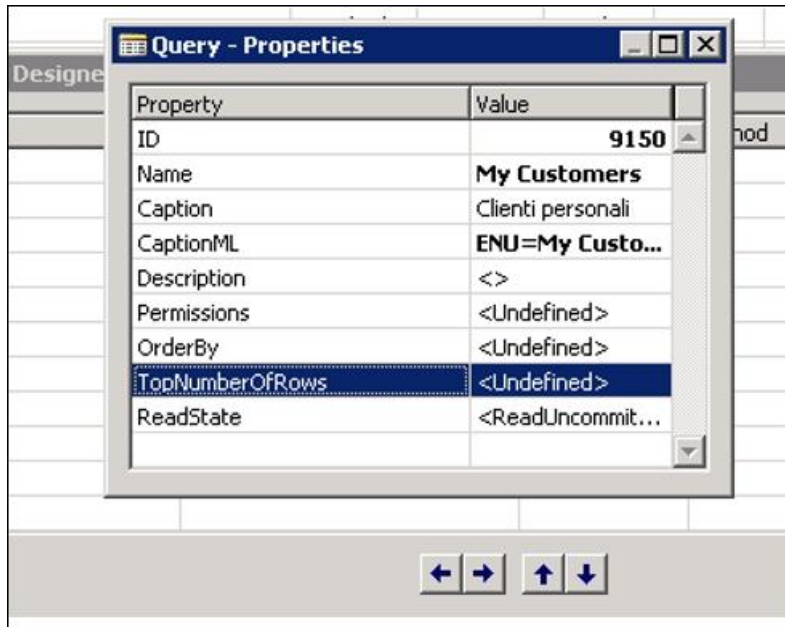
Forecast ∨



Updated 09/15/16

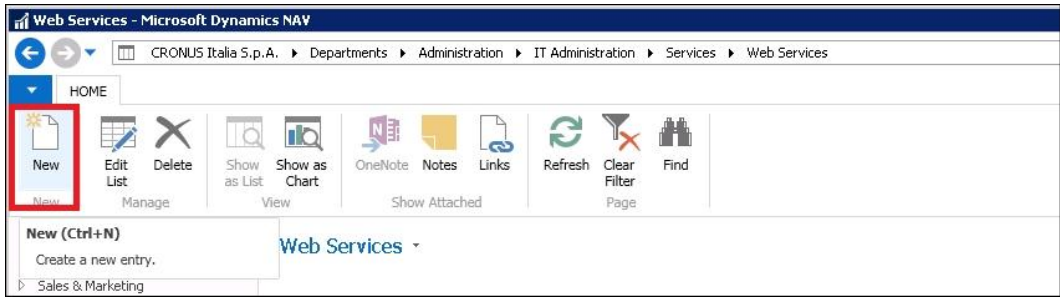
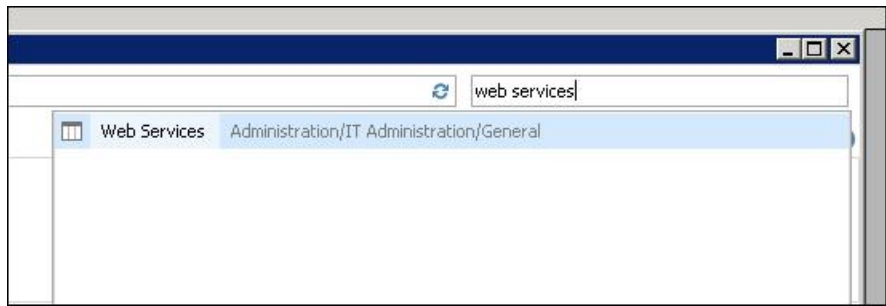
[Update Successful](#)





OData Services

Enable add in annotations:	<input checked="" type="checkbox"/>	Enable V4 Endpoint:	<input checked="" type="checkbox"/>
Enable OData Services:	<input type="checkbox"/>	Max Page Size:	1000
Enable SSL:	<input checked="" type="checkbox"/>	OData Base URL:	
Enable V3 Endpoint:	<input checked="" type="checkbox"/>	Port:	7048



p.A. > Departments > Administration > IT Administration > Services > Web Services

Object Type	Object ID	Object Name	Service Name	Publ...	OData URL	SOAP URL
Page	21	Customer Card	Customers	<input checked="" type="checkbox"/>	http://vmeid32.eid.local:7048/Dyn...	http://vmeid32.eid.local:7047/Dyn...

Edit - Web Services

HOME

New View List Edit List Delete Show as List Show as Chart OneNote Notes Links Refresh Clear Filter Find

Web Services

Type to filter (F3) Object

Object Type	Object ID	Object Name	Service Name	Publ...	OData URL	SOAP URL
Query	102	Item Sales by Customer	ItemSalesByCustomer	<input checked="" type="checkbox"/>	http://vmeid32.eid.local:7048/Dyn...	Not applicable

Edit - Web Services

HOME

CRONUS Italia S.p.A.

New View List Edit List Delete Show as List Show as Chart OneNote Notes Links Refresh Clear Filter Find

Web Services

Type to filter (F3) Object Type Filter: Codeunit

Object Type	Object ID	Object Name	Service Name	Publ...	OData URL	SOAP URL
Codeunit	1100	Cost Account Mgt	CostAccountMgt	<input checked="" type="checkbox"/>	Not applicable	http://vmeid32.eid.local:7047/Dyn...

http://localhost:7047/DynamicsNAV80/WS/Febi/services - Internet Explorer

http://localhost:7047/DynamicsNAV80/WS/Febi/services localhost

```
<?xml version="1.0"?>
- <discovery xmlns:xsi="http://www.w3.org/2001/XMLSchema-instance"
xmlns:xsd="http://www.w3.org/2001/XMLSchema" xmlns="http://schemas.xmlsoap.org/disco/">
  <contractRef xmlns="http://schemas.xmlsoap.org/disco/scl"
ref="http://localhost:7047/DynamicsNAV80/WS/Febi/SystemService"/>
  <contractRef xmlns="http://schemas.xmlsoap.org/disco/scl"
ref="http://localhost:7047/DynamicsNAV80/WS/Febi/Codeunit/B2BManagement"/>
  <contractRef xmlns="http://schemas.xmlsoap.org/disco/scl"
ref="http://localhost:7047/DynamicsNAV80/WS/Febi/Codeunit/UpdateFiscalBookInfo"/>
</discovery>
```

```
http://localhost:7047/DynamicsNAV80/WS/Febi/Codeunit/B2BManagement - Internet Explorer
http://localhost:7047/DynamicsNAV80/WS/Febi/Codeunit/B2BManagement
localhost localhost

<?xml version="1.0"?>
- <definitions xmlns:tns="urn:microsoft-dynamics-schemas/codeunit/B2BManagement"
xmlns="http://schemas.xmlsoap.org/wsdl/" targetNamespace="urn:microsoft-dynamics-
schemas/codeunit/B2BManagement">
- <types>
- <schema xmlns="http://www.w3.org/2001/XMLSchema" targetNamespace="urn:microsoft-dynamics-
schemas/codeunit/B2BManagement" elementFormDefault="qualified">
- <element name="GetSalesPrice">
- <complexType>
- <sequence>
<element name="custNo" type="string" maxOccurs="1" minOccurs="1"/>
<element name="postingDate" type="date" maxOccurs="1" minOccurs="1"/>
<element name="itemNo" type="string" maxOccurs="1" minOccurs="1"/>
<element name="quantity" type="decimal" maxOccurs="1" minOccurs="1"/>
<element name="uoM" type="string" maxOccurs="1" minOccurs="1"/>
<element name="campaignCode" type="string" maxOccurs="1" minOccurs="1"/>
</sequence>
</complexType>
</element>
- <element name="GetSalesPrice_Result">
- <complexType>
- <sequence>
<element name="return_value" type="decimal" maxOccurs="1" minOccurs="1"/>
</sequence>
</complexType>
</element>
- <element name="GetSalesDiscount">
- <complexType>
- <sequence>
<element name="custNo" type="string" maxOccurs="1" minOccurs="1"/>
<element name="postingDate" type="date" maxOccurs="1" minOccurs="1"/>
<element name="itemNo" type="string" maxOccurs="1" minOccurs="1"/>
<element name="quantity" type="decimal" maxOccurs="1" minOccurs="1"/>
<element name="uoM" type="string" maxOccurs="1" minOccurs="1"/>

```

```
http://localhost:7047/DynamicsNAV80/WS/Febi/Page/CustomerCard - Internet Explorer
http://localhost:7047/DynamicsNAV80/WS/Febi/Page/CustomerCard
localhost

</xsd:restriction>
</xsd:simpleType>
- <xsd:simpleType name="Shipping_Advice">
  - <xsd:restriction base="xsd:string">
    <xsd:enumeration value="Partial"/>
    <xsd:enumeration value="Complete"/>
  </xsd:restriction>
</xsd:simpleType>
- <xsd:simpleType name="Tax_Representative_Type">
  - <xsd:restriction base="xsd:string">
    <xsd:enumeration value="_blank_"/>
    <xsd:enumeration value="Customer"/>
    <xsd:enumeration value="Contact"/>
  </xsd:restriction>
</xsd:simpleType>
- <xsd:simpleType name="Resident">
  - <xsd:restriction base="xsd:string">
    <xsd:enumeration value="Resident"/>
    <xsd:enumeration value="Non_Resident"/>
  </xsd:restriction>
</xsd:simpleType>
- <xsd:complexType name="CustomerCard">
  - <xsd:sequence>
    <xsd:element name="Key" type="xsd:string" maxOccurs="1" minOccurs="0"/>
    <xsd:element name="No" type="xsd:string" maxOccurs="1" minOccurs="0"/>
    <xsd:element name="Name" type="xsd:string" maxOccurs="1" minOccurs="0"/>
    <xsd:element name="Name_2" type="xsd:string" maxOccurs="1" minOccurs="0"/>
    <xsd:element name="Address" type="xsd:string" maxOccurs="1" minOccurs="0"/>
    <xsd:element name="Address_2" type="xsd:string" maxOccurs="1" minOccurs="0"/>
    <xsd:element name="Post_Code" type="xsd:string" maxOccurs="1" minOccurs="0"/>
    <xsd:element name="City" type="xsd:string" maxOccurs="1" minOccurs="0"/>
    <xsd:element name="County" type="xsd:string" maxOccurs="1" minOccurs="0"/>
    <xsd:element name="Country_Region_Code" type="xsd:string" maxOccurs="1" minOccurs="0"/>
    <xsd:element name="Phone_No" type="xsd:string" maxOccurs="1" minOccurs="0"/>
    <xsd:element name="Primary_Contact_No" type="xsd:string" maxOccurs="1" minOccurs="0"/>
    <xsd:element name="Contact" type="xsd:string" maxOccurs="1" minOccurs="0"/>
    <xsd:element name="Search_Name" type="xsd:string" maxOccurs="1" minOccurs="0"/>
  </xsd:sequence>
</xsd:complexType>

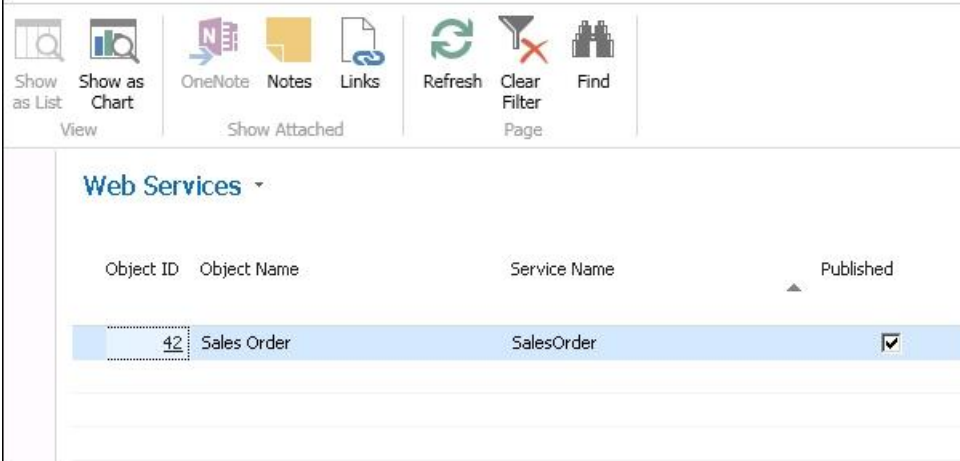
```

```

</xsd:sequence>
</xsd:complexType>
</xsd:element>
- <xsd:element name="Read_Result">
  - <xsd:complexType>
    - <xsd:sequence>
      <xsd:element name="CustomerCard" type="tns:CustomerCard" maxOccurs="1" minOccurs="0"/>
    </xsd:sequence>
  </xsd:complexType>
</xsd:element>
- <xsd:element name="ReadByRecId">
  - <xsd:complexType>
    - <xsd:sequence>
      <xsd:element name="recId" type="xsd:string" maxOccurs="1" minOccurs="1"/>
    </xsd:sequence>
  </xsd:complexType>
</xsd:element>
- <xsd:element name="ReadByRecId_Result">
  - <xsd:complexType>
    - <xsd:sequence>
      <xsd:element name="CustomerCard" type="tns:CustomerCard" maxOccurs="1" minOccurs="0"/>
    </xsd:sequence>
  </xsd:complexType>
</xsd:element>
- <xsd:element name="ReadMultiple">
  - <xsd:complexType>
    - <xsd:sequence>
      <xsd:element name="filter" type="tns:CustomerCard_Filter" maxOccurs="unbounded" minOccurs="1"/>
      <xsd:element name="bookmarkKey" type="xsd:string" maxOccurs="1" minOccurs="0"/>
      <xsd:element name="setSize" type="xsd:int" maxOccurs="1" minOccurs="1"/>
    </xsd:sequence>
  </xsd:complexType>
</xsd:element>
- <xsd:element name="ReadMultiple_Result">
  - <xsd:complexType>
    - <xsd:sequence>
      <xsd:element name="ReadMultiple_Result" type="tns:CustomerCard_List" maxOccurs="1" minOccurs="0"/>
    </xsd:sequence>
  </xsd:complexType>
</xsd:element>

```

Chapter 3: Creating an Application Using NAV Web Services



The screenshot displays the NAV Web Services interface. At the top, there is a toolbar with icons for 'Show as List', 'Show as Chart', 'OneNote', 'Notes', 'Links', 'Refresh', 'Clear Filter', and 'Find'. Below the toolbar, the 'Web Services' section is visible, containing a table with the following data:

Object ID	Object Name	Service Name	Published
42	Sales Order	SalesOrder	<input checked="" type="checkbox"/>

```
192.6.1.37 x + - □ ×
192.6.1.37:7047/DynamicsNAV90/WS/CRONUS%20Italia%20S.p.A./Page/SalesOrder
</input>
- <output name="Update_Result">
  <body xmlns="http://schemas.xmlsoap.org/wsdl/soap/" use="literal"/>
</output>
</operation>
- <operation name="UpdateMultiple">
  <operation xmlns="http://schemas.xmlsoap.org/wsdl/soap/" style="document" soapAction="urn:microsoft-dynamics-
schemas/page/salesorder:UpdateMultiple"/>
  <input name="UpdateMultiple">
    <body xmlns="http://schemas.xmlsoap.org/wsdl/soap/" use="literal"/>
  </input>
  <output name="UpdateMultiple_Result">
    <body xmlns="http://schemas.xmlsoap.org/wsdl/soap/" use="literal"/>
  </output>
</operation>
- <operation name="Delete">
  <operation xmlns="http://schemas.xmlsoap.org/wsdl/soap/" style="document" soapAction="urn:microsoft-dynamics-
schemas/page/salesorder:Delete"/>
  <input name="Delete">
    <body xmlns="http://schemas.xmlsoap.org/wsdl/soap/" use="literal"/>
  </input>
  <output name="Delete_Result">
    <body xmlns="http://schemas.xmlsoap.org/wsdl/soap/" use="literal"/>
  </output>
</operation>
- <operation name="Delete_SalesLines">
  <operation xmlns="http://schemas.xmlsoap.org/wsdl/soap/" style="document" soapAction="urn:microsoft-dynamics-
schemas/page/salesorder:Delete_SalesLines"/>
  <input name="Delete_SalesLines">
    <body xmlns="http://schemas.xmlsoap.org/wsdl/soap/" use="literal"/>
  </input>
  <output name="Delete_SalesLines_Result">
    <body xmlns="http://schemas.xmlsoap.org/wsdl/soap/" use="literal"/>
  </output>
</operation>
</binding>
- <service name="SalesOrder_Service">
  <port name="SalesOrder_Port" binding="tns:SalesOrder_Binding">
    <address xmlns="http://schemas.xmlsoap.org/wsdl/soap/"
      location="http://192.6.1.37:7047/DynamicsNAV90/WS/CRONUS%20Italia%20S.p.A./Page/SalesOrder"/>
  </port>
</service>
</definitions>
```

Windows Firewall with Advanced Security

Name	Group	Profile	Enabled	Action	Override	Program	Local Address	Remote Address	Protocol	Local Port	Remote Port	Auth
Microsoft Dynamics NAV OData Service		All	Yes	Allow	No	Any	Any	Any	TCP	7048	Any	Any
Microsoft Dynamics NAV Service		All	Yes	Allow	No	Any	Any	Any	TCP	7046	Any	Any
Microsoft Dynamics NAV SOAP Service		All	Yes	Allow	No	Any	Any	Any	TCP	7047	Any	Any
MicrosoftDynamicsNavServer\$DynamicsNAV90		All	Yes	Allow	No	Any	Any	Any	TCP	7048	Any	Any
MicrosoftDynamicsNavServer\$DynamicsNAV90		All	Yes	Allow	No	Any	Any	Any	TCP	7047	Any	Any

Visual Studio

Start

- New Project...
- Open Project...
- Open from Source Control...

Recent

- MSBandNAVApp
- iothack
- DeviceLocation
- Geolocation
- Microsoft.Dynamics.Nav.LoadTest
- G3S Interface

Error List

Entire Solution 0 Errors

New Project

Recent

Installed

Visual C#

- Windows
 - Universal
 - Windows 8
 - Classic Desktop
- Web
- Office/SharePoint
- Android
- Cloud
- Extensibility
- iOS
- LightSwitch
- Reporting
- Silverlight
- Test
- WCF
- Workflow
- U-SQL

NET Framework 4.5.2 Sort by: Default

- Blank App (Universal Windows) Visual C#
- Windows Forms Application Visual C#
- WPF Application Visual C#
- Console Application Visual C#
- Shared Project Visual C#
- Class Library (Portable for iOS, Android and Windows) Visual C#
- Class Library Visual C#
- Class Library (Portable) Visual C#
- Class Library (Universal Windows) Visual C#
- Windows Runtime Component (Universal Windows) Visual C#
- Unit Test App (Universal Windows) Visual C#

Name: ConsoleApplicationNAV

Location: C:\Users\stefano\OneDrive\Packt\Building ERP Solutions with NAV (Stefano)\Chapter_03\ Browse...

Solution name: ConsoleApplicationNAV

Create directory for solution

Add to Source Control

Program.cs

```

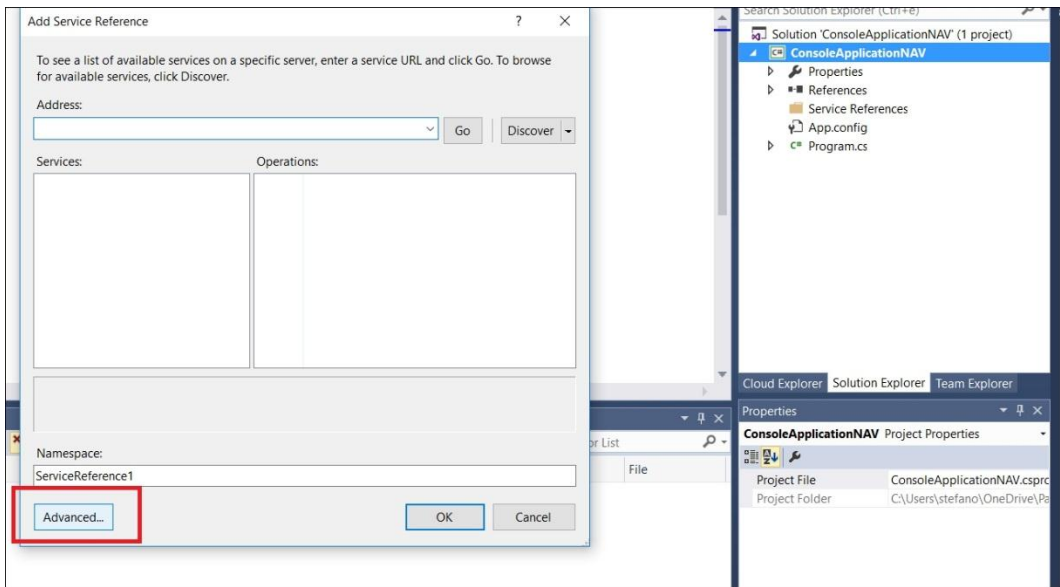
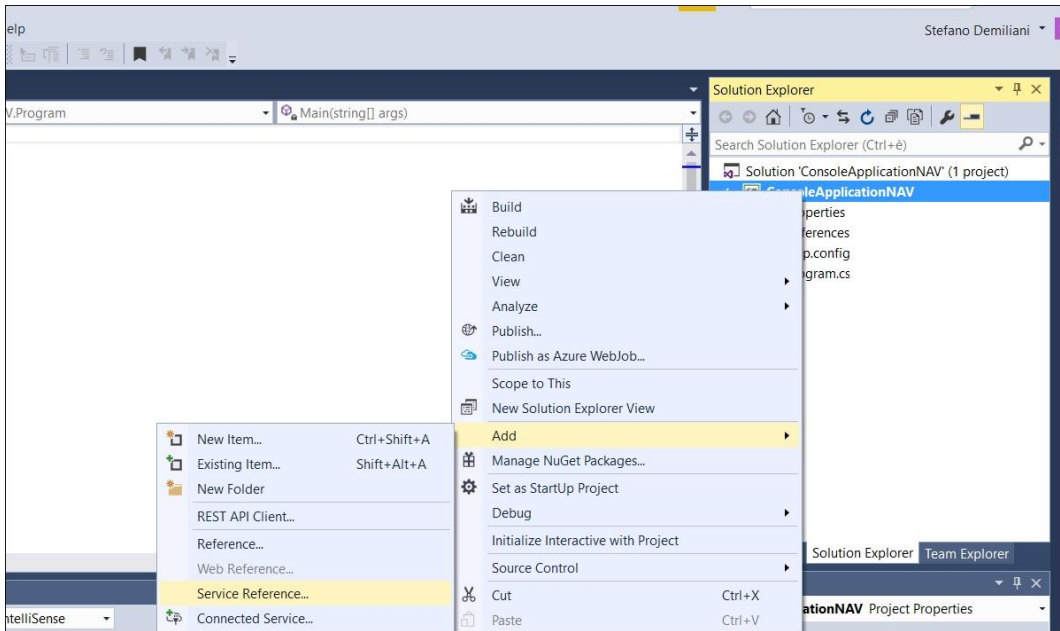
using System;
using System.Collections.Generic;
using System.Linq;
using System.Text;
using System.Threading.Tasks;

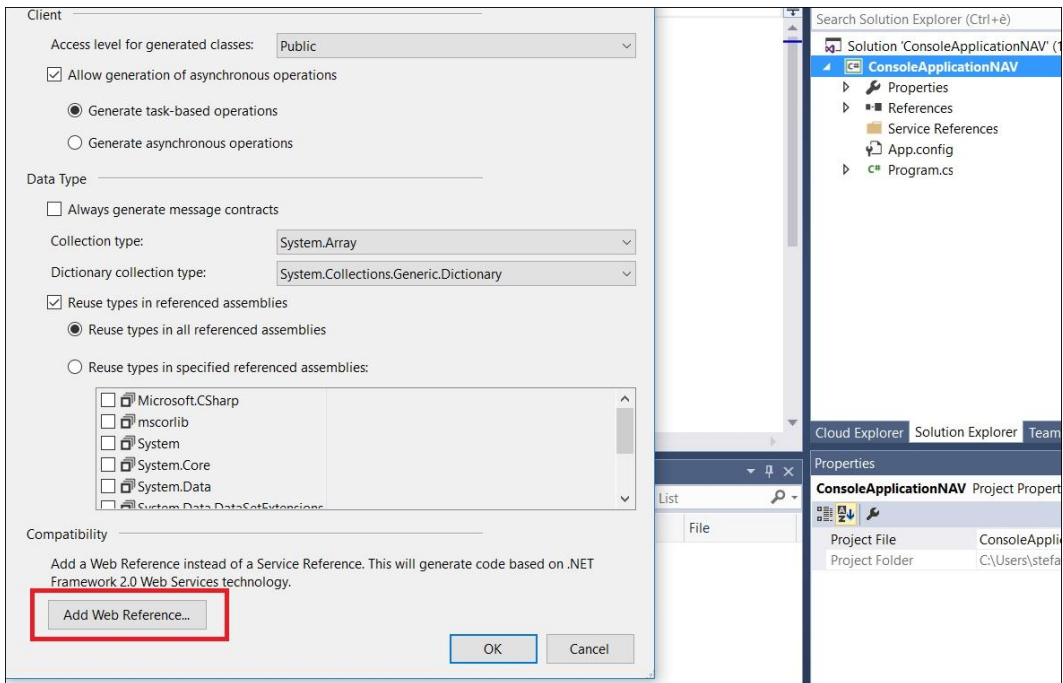
namespace ConsoleApplicationNAV
{
    class Program
    {
        static void Main(string[] args)
        {
        }
    }
}

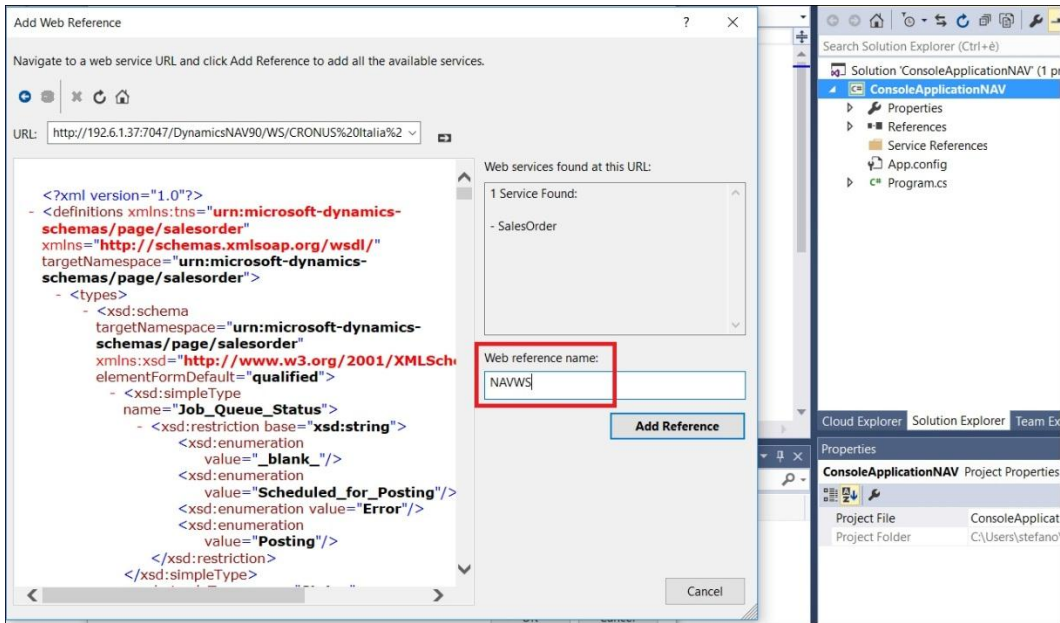
```

Solution Explorer

- Solution 'ConsoleApplicationNAV' (1 project)
 - ConsoleApplicationNAV
 - Properties
 - References
 - App.config
 - Program.cs







Solution Explorer

Search Solution Explorer (Ctrl+è)

- Solution 'ConsoleApplicationNAV' (1 project)
 - ConsoleApplicationNAV
 - Properties
 - AssemblyInfo.cs
 - Settings.settings
 - References
 - Service References
 - Web References
 - NAVWS
 - App.config
 - Program.cs

Cloud Explorer | **Solution Explorer** | Team Explorer

Properties

NAVWS Folder Properties

Folder Name	NAVWS
URL Behavior	Dynamic
Web Reference URL	http://192.6.1.37:7047/DynamicsNAV90/WS/CRONUS%20Italia%20S.p.A/

App.config | ConsoleApplicationNAV | Program.cs

Synchronize | Load Web Settings | View Code | Access Modifier: Internal

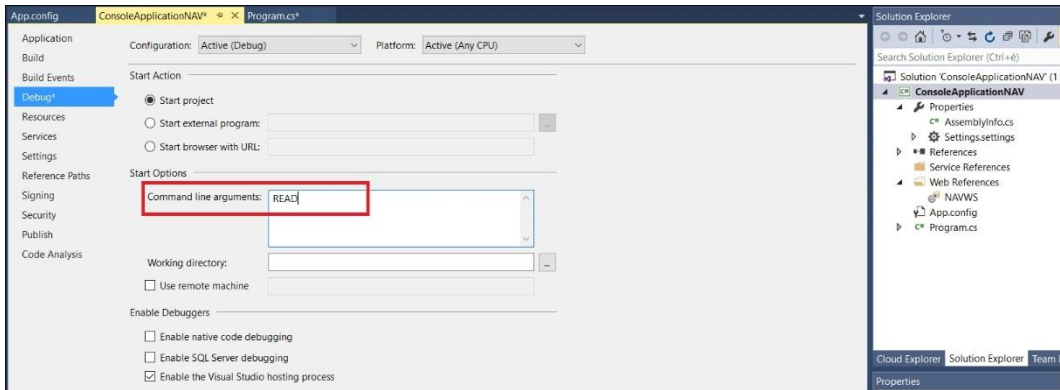
Application settings allow you to store and retrieve property settings and other information for your application dynamically. For example, the application can save a user's color preferences, then retrieve them the next time it runs. [Learn more about application settings.](#)

Name	Type	Scope	Value
ConsoleApplica... (Web Servic...	Application	Application	http://192.6.1.37:7047/DynamicsNAV90/WS/CRONUS%20Italia%20S.p.A/Page/SalesOrder
NAVWSURL	string	Application	http://192.6.1.37:7047/DynamicsNAV90/WS/CRONUS%20Italia%20S.p.A/Page/SalesOrder
Setting	string	User	

Solution Explorer

Search Solution Explorer (Ctrl+è)

- Solution 'ConsoleApplicationNAV' (1 project)
 - ConsoleApplicationNAV
 - Properties
 - AssemblyInfo.cs
 - Settings.settings
 - References
 - Service References
 - Web References
 - NAVWS
 - App.config
 - Program.cs



Web application interface showing a table of Sales Orders. A search filter '10000' is highlighted with a red box in the 'Sell-to Customer No.' column.

No.	Sell-to Customer No.	Sell-to Customer Name	External Docume...	Location Code	Assigned User ID	Status	Salesperson Code	Campaign No.	Currency Code	Document Date	Posting Date	Shipment Date	Re De
101016	10000	Cannon Group SPA		BLU		Released	GC			26/01/2017	01/02/2017	26/01/2017	
104001	10000	Cannon Group SpA		BLU		Open	GC			18/01/2017	18/01/2017	18/01/2017	
104006	10000	Cannon Group SpA		BLU		Open	GC			18/01/2017	18/01/2017	18/01/2017	
104011	10000	Cannon Group SpA		BLU		Released	GC			18/01/2017	18/01/2017	18/01/2017	

```

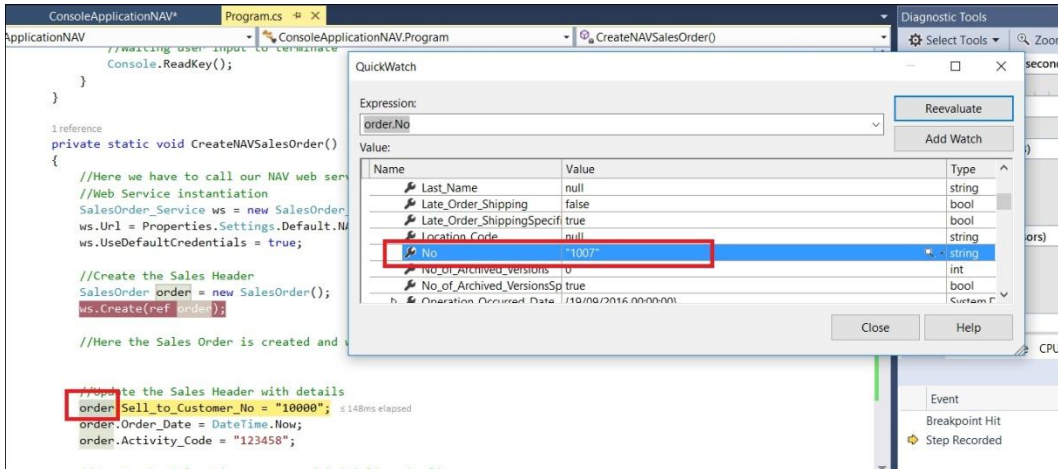
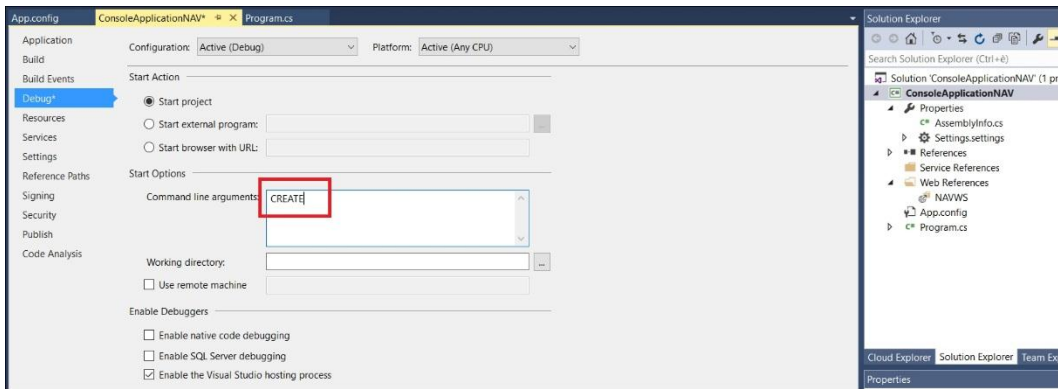
ConsoleApplicationNAV* Program.cs
applicationNAV ConsoleApplicationNAV.Program ReadNAVSalesOrders()
filterArray.Add(filter);

//Reading sales orders
//SalesOrder[] orders = ws.ReadMultiple(filterArray.ToArray(), null, 100);
List<SalesOrder> orderList = ws.ReadMultiple(filterArray.ToArray(), null, 0).ToList();

//Printing the results
if (orderList!=null)
{
    > orderList Count = 4
    foreach(SalesOrder order in orderList)
    {
        Console.WriteLine("Order No.: " + order.No);
        Console.WriteLine("Order Date: " + order.Order_Date);
        Console.WriteLine("-----");
    }
    //Waiting user input to terminate
    Console.ReadKey();
}
}

```

```
Starting execution...
Order No.: 101016
Order Date: 26/01/2017 00:00:00
-----
Order No.: 104001
Order Date: 18/01/2017 00:00:00
-----
Order No.: 104006
Order Date: 18/01/2017 00:00:00
-----
Order No.: 104011
Order Date: 18/01/2017 00:00:00
-----
```



Edit - Sales Order - 1007 - Cannon Group SpA

HOME ACTIONS NAVIGATE

View Edit New Delete Manage Release Reopen Post... Post and Print... Post and Email... Test Report... Copy Document... Order Document... Order Promising Prepare Order Assembly Orders Archive Document Order Statistics Invoices Shipments Invoices Email Confirmation... Print Confirmation... Send Approval Request Cancel Approval Request Request Approval Notes Links Show Attach

1007 · Cannon Group SpA

General

Sell-to Customer No.: 10000
 Sell-to Contact No.: CT000007
 Sell-to Customer Name: Cannon Group SpA
 Sell-to Address: Via Moscova 20
 Sell-to Address 2:
 Sell-to Post Code: 16100
 Sell-to City: Genova
 Sell-to Contact: Sig. Franco Verdi

Requested Delivery Date:
 Promised Delivery Date:
 Quote No.:
 Salesperson Code: GC
 Campaign No.:
 Opportunity No.:
 Responsibility Center: BIRMINGHAM
 Assigned User ID:
 Operation Type: IT-FN-VEN
 Activity Code: 123458
 Job Queue Status:
 Status: Open

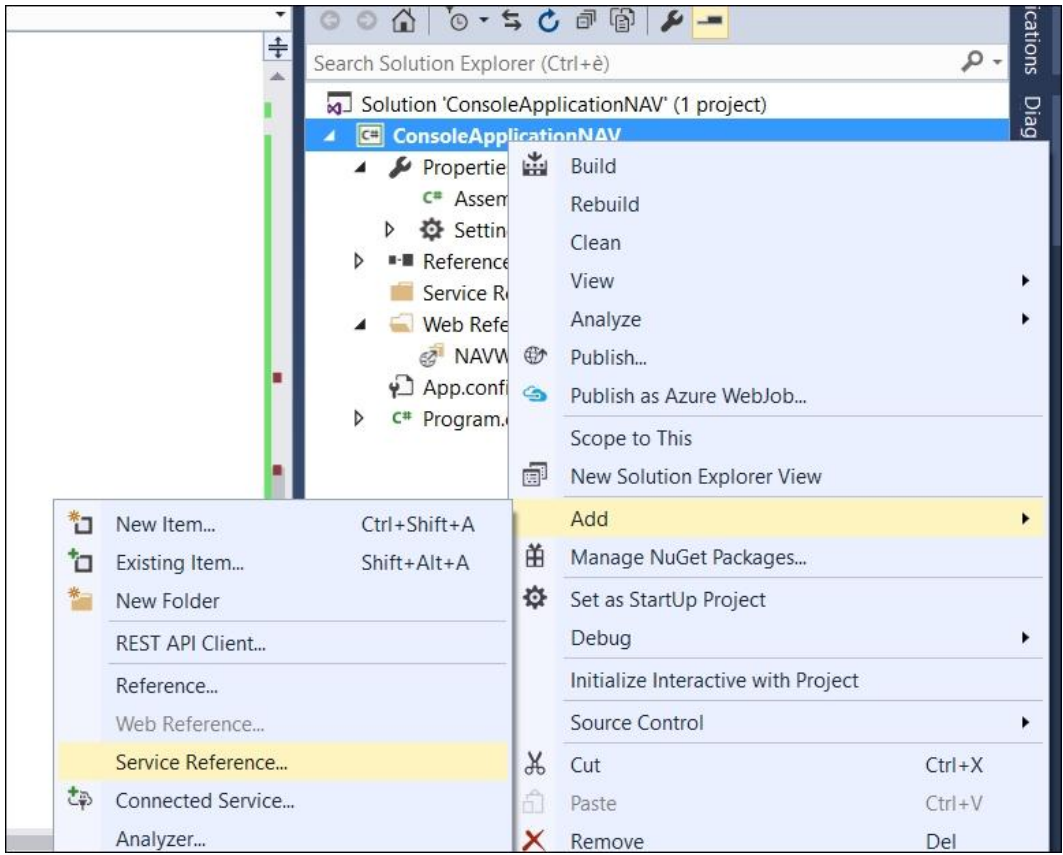
No. of Archived Versions: 0
 Posting Date: 19/09/2016
 Order Date: 19/09/2016
 Document Date: 19/09/2016
 Operation Occurred Date: 19/09/2016

Show fewer fields

Lines

Line	Type	No.	Service Tariff No.	Description	Location Code	Quantity	Qty. to Assemble ...	Reserved Quantity	Unit of Measu...	Unit Price Excl. VAT	Line Amount Excl. VAT	Line Dis...
	Item	1000		Bicicletta	BLU	5			P2	4.000,00	17.000,00	
	Item	1001		Cicloturismo	BLU	10			P2	4.000,00	40.000,00	

Invoice Discount Amount: 0,00 Total Excl. VAT (EUR): 57.000,00



Add Service Reference ? X

To see a list of available services on a specific server, enter a service URL and click Go. To browse for available services, click Discover.

Address:

Services:	Operations:
<ul style="list-style-type: none">▶ NAV	WCF Data Service: No operations found.

1 service(s) found at address 'http://192.6.1.37:7048/DynamicsNAV90/OData/'.

Namespace:

Edit - Web Services CRONUS Italia S.p.A.

HOME

New
 View List
 Edit List Manage
 Delete
 Show as List
 Show as Chart View
 OneNote
 Notes
 Links
 Refresh
 Clear Filter Page
 Find

Web Services Type to filter (F3) | Object Type | Filter: 42|46

Object Type	Object ID	Object Name	Service Name	Publ...	OData URL	SOAP URL
Page	42	Sales Order	SalesOrder	<input checked="" type="checkbox"/>	http://vmeid32.eid.local:7048/Dyn...	http://vmeid32.eid.local:7047/Dyn...
Page	46	Lines	SalesOrderLines	<input checked="" type="checkbox"/>	http://vmeid32.eid.local:7048/Dyn...	http://vmeid32.eid.local:7047/Dyn...

Service Reference Settings

Add Web Reference

Navigate to a web service URL and click Add Reference to add all the available services.

URL:

```
<?xml version="1.0"?>
- <definitions xmlns:tns="urn:microsoft-dynamics-
schemas/page/salesorderlines"
xmlns="http://schemas.xmlsoap.org/wsdl/"
targetNamespace="urn:microsoft-dynamics-
schemas/page/salesorderlines">
- <types>
- <xsd:schema
targetNamespace="urn:microsoft-dynamics-
schemas/page/salesorderlines"
xmlns:xsd="http://www.w3.org/2001/XMLSchema"
elementFormDefault="qualified">
- <xsd:simpleType name="Type">
- <xsd:restriction base="xsd:string">
<xsd:enumeration
value="_blank_"/>
<xsd:enumeration
value="G_L_Account"/>
<xsd:enumeration value="Item"/>
<xsd:enumeration
value="Resource"/>
<xsd:enumeration
value="Fixed_Asset"/>
<xsd:enumeration
```

Web services found at this URL:

- 1 Service Found:
- SalesOrderLines

Web reference name:

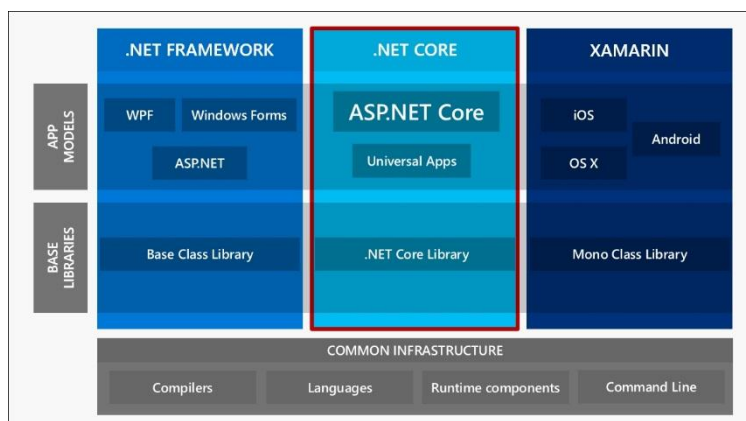
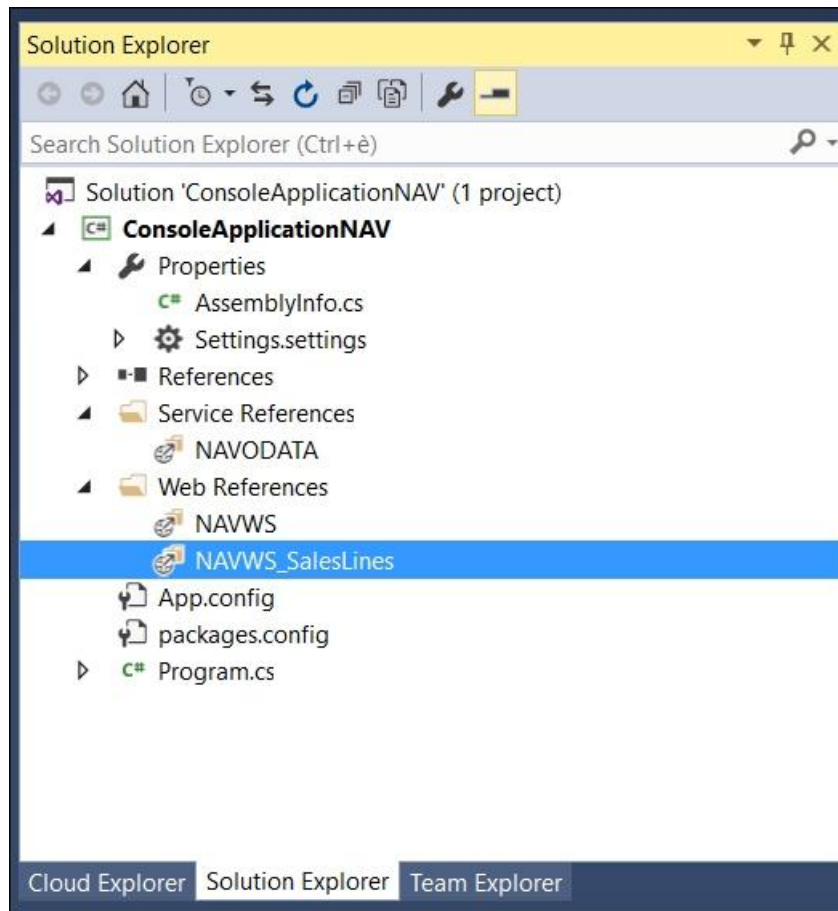
Solution Explorer

ConsoleApplicationNAV (1 project)

- Properties
- AssemblyInfo.cs
- Settings.settings
- References
- Service References
- NAVODATA
- Web References
- NAVWS
- App.config
- packages.config
- Program.cs

References Folder Properties

Name	Service Refer
------	---------------



```
Prompt dei comandi
C:\STEFANO\PACKT\DotNetCoreConsoleApp>dotnet new_
```

```
Prompt dei comandi
C:\STEFANO\PACKT\DotNetCoreConsoleApp>dotnet new
Welcome to .NET Core!
-----
Learn more about .NET Core @ https://aka.ms/dotnet-docs. Use dotnet --help to see available commands or go to https://aka.ms/dotnet-cli-docs.
Telemetry
-----
The .NET Core tools collect usage data in order to improve your experience. The data is anonymous and does not include commandline arguments. The data is collected by Microsoft and shared with the community.
You can opt out of telemetry by setting a DOTNET_CLI_TELEMETRY_OPTOUT environment variable to 1 using your favorite shell.
You can read more about .NET Core tools telemetry @ https://aka.ms/dotnet-cli-telemetry.
Configuring...
-----
A command is running to initially populate your local package cache, to improve restore speed and enable offline access.
This command will take up to a minute to complete and will only happen once.
Decompressing 100% 2458 ms
Expanding 100% 15917 ms
Created new C# project in C:\STEFANO\PACKT\DotNetCoreConsoleApp.
C:\STEFANO\PACKT\DotNetCoreConsoleApp>
```

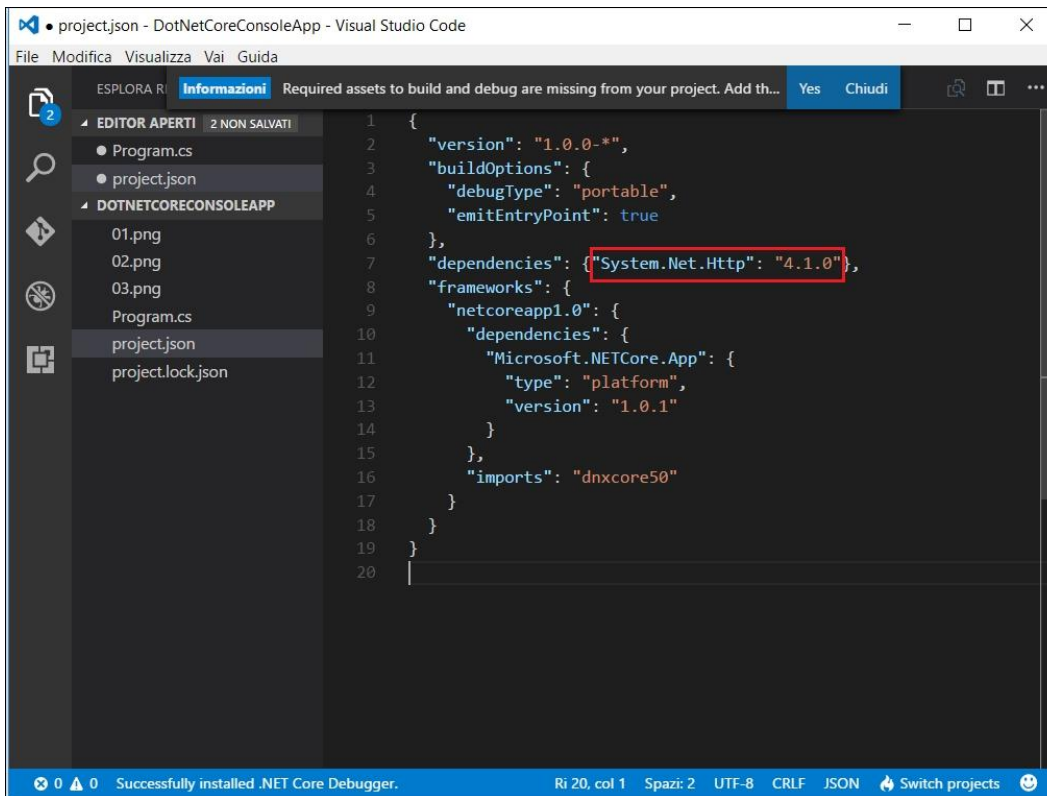
```
Seleziona Prompt dei comandi

C:\STEFANO\PACKT\DotNetCoreConsoleApp>dotnet new

Welcome to .NET Core!
-----
Learn more about .NET Core @ https://aka.ms/dotnet-docs. Use dotnet --help to see available commands or go to https://aka.ms/dotnet-cli-docs.
Telemetry
-----
The .NET Core tools collect usage data in order to improve your experience. The data is anonymous and does not include commandline arguments. The data is collected by Microsoft and shared with the community.
You can opt out of telemetry by setting a DOTNET_CLI_TELEMETRY_OPTOUT environment variable to 1 using your favorite shell.
You can read more about .NET Core tools telemetry @ https://aka.ms/dotnet-cli-telemetry.
Configuring...
-----
A command is running to initially populate your local package cache, to improve restore speed and enable offline access.
This command will take up to a minute to complete and will only happen once.
Decompressing 100% 2458 ms
Expanding 100% 15817 ms
Created new C# project in C:\STEFANO\PACKT\DotNetCoreConsoleApp.

C:\STEFANO\PACKT\DotNetCoreConsoleApp>dotnet restore
log : Restoring packages for C:\STEFANO\PACKT\DotNetCoreConsoleApp\project.json...
log : Writing lock file to disk. Path: C:\STEFANO\PACKT\DotNetCoreConsoleApp\project.lock.json
log : C:\STEFANO\PACKT\DotNetCoreConsoleApp\project.json
log : Restore completed in 1025ms.

C:\STEFANO\PACKT\DotNetCoreConsoleApp>
```



Program.cs - DotNetCoreConsoleApp - Visual Studio Code

```
File Modifica Visualizza Vai Guida
```

ESPLORA RISORSE

EDITOR APERTI

- Program.cs
- project.json

DOTNETCORECONSOLEAPP

- .vscode
- bin
- obj
- Program.cs
- project.json
- project.lock.json

```
0 {
1
2
3
4
5
6
7     0 references
8     public class Program
9     {
10
11         0 references
12         public static void Main(string[] args)
13         {
14             Console.WriteLine("Connecting to NAV services...");
15
16             Task T = new Task(CallNAVWebService);
17             T.Start();
18             Console.ReadLine();
19
20             HttpClient client = new HttpClient();
21
22         }
23
24         1 reference
25         static async void CallNAVWebService()
26         {
27             string NAVSUrl = "...";
28             using (var client = new HttpClient())
29             {
30
31                 HttpResponseMessage response = await client.GetAsync("NAVSUrl");
32
33                 response.EnsureSuccessStatusCode();
34
35                 using (HttpContent content = response.Content)
36                 {
37                     string responseBody = await response.Content.ReadAsStringAsync();
38                 }
39             }
40         }
41     }
42 }
```

OUTPUT

```
log : Restoring packages for c:\STEFANO\PACKT\DotNetCoreConsoleApp\project.json...
log : Writing lock file to disk. Path: c:\STEFANO\PACKT\DotNetCoreConsoleApp\project.lock.json
log : c:\STEFANO\PACKT\DotNetCoreConsoleApp\project.json
log : Restore completed in 783ms.
```

0 1 Successfully installed .NET Core Debugger. Ri 46, col 25 Sp

Prompt dei comandi

```
C:\STEFANO\PACKT\DotNetCoreConsoleApp>dotnet run
Project DotNetCoreConsoleApp (.NETCoreApp,Version=v1.0) will be compiled because expected outputs are missing
Compiling DotNetCoreConsoleApp for .NETCoreApp,Version=v1.0

Compilation succeeded.
    0 Warning(s)
    0 Error(s)

Time elapsed 00:00:01.1647545
```



```
Prompt dei comandi
C:\STEFANO\PACKT\DotNetCoreConsoleApp>dotnet publish -f netcoreapp1.0 -c release
Publishing DotNetCoreConsoleApp for .NETCoreApp,Version=v1.0
Project DotNetCoreConsoleApp (.NETCoreApp,Version=v1.0) will be compiled because expected outputs are missing
Compiling DotNetCoreConsoleApp for .NETCoreApp,Version=v1.0

Compilation succeeded.
    0 Warning(s)
    0 Error(s)

Time elapsed 00:00:01.0573858

publish: Published to C:\STEFANO\PACKT\DotNetCoreConsoleApp\bin\release\netcoreapp1.0\publish
Published 1/1 projects successfully
```

Visualizza

Questo PC > OS (C:) > STEFANO > PACKT > DotNetCoreConsoleApp > bin > release > netcoreapp1.0 > publish

Nome	Ultima modifica	Tipo	Dimensione
DotNetCoreConsoleApp.deps.json	15/10/2016 15:45	JSON File	1 KB
DotNetCoreConsoleApp.dll	15/10/2016 15:45	Estensione dell'ap...	7 KB
DotNetCoreConsoleApp.pdb	15/10/2016 15:45	Program Debug D...	1 KB
DotNetCoreConsoleApp.runtimeconfig.json	15/10/2016 15:45	JSON File	1 KB

Chapter 4: Using NAV Web Services with Microsoft Power BI



Query 102 Item Sales by Customer - Query Designer

E.	Type	Data Source	Name	Method Type	Method	Group...
	DataItem	Value Entry	<Value_Entry>			
	Column	Entry No.	<Entry_No>	None		
	Column	Document No.	<Document_No>	None		
	Column	Posting Date	<Posting_Date>	None		
	Column	Item No.	<Item_No>	None		
	Column	Item Ledger Entry Quantity	<Item_Ledger_Entry_Quantity>	None		
	DataItem	Customer	<Customer>			
	Column	No.	CustomerNo	None		
	Column	Name	<Name>	None		
	DataItem	Item	<Item>			
	Column	Description	<Description>	None		
	Column	Gen. Prod. Posting Group	<Gen_Prod_Posting_Group>	None		

About This Query: Item Sales by Customer - Preview of first 1000 rows

ACTIONS: Email as Attachment, Export as XML, Print Page...

Microsoft Word, Microsoft Excel

Send To: General

About This Query: Item Sales by Customer - Preview of first 1000 rows

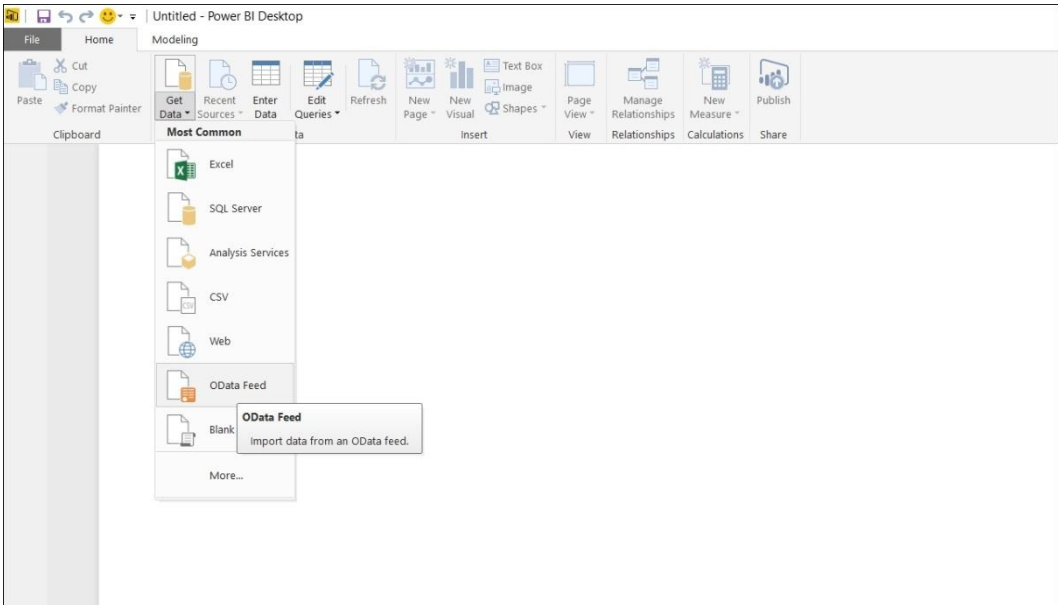
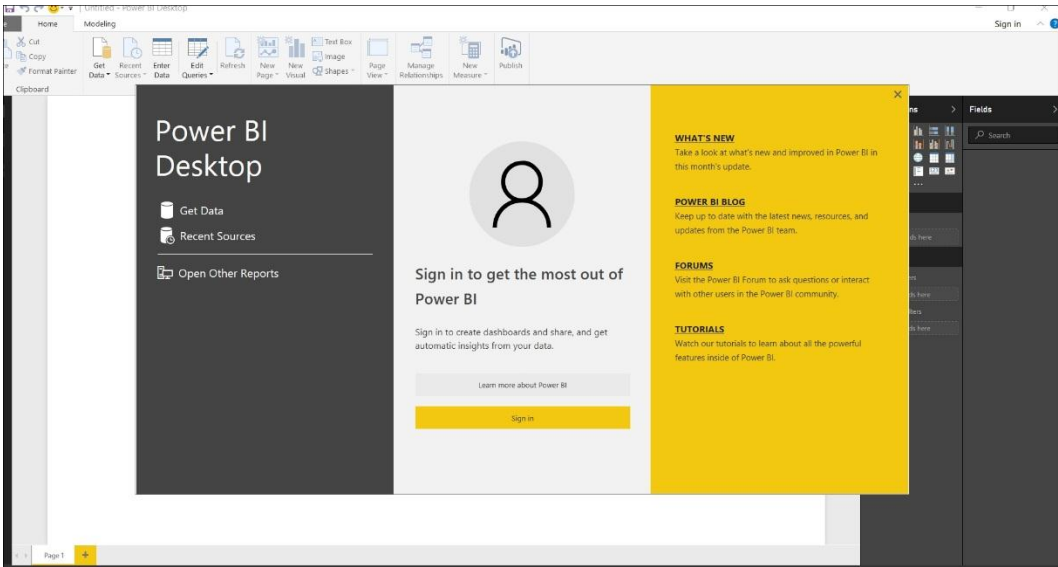
Entry_No	Document_No	Posting_Date	Item_No	Item_Ledger_E...	CustomerNo	Name	Description	Gen_Prod_Pos...
138	17-102001	05/01/2017	1976-W	-3,6544	49525252	Beef House	Mobile ante leg...	DETTAGLIO
139	17-102002	05/01/2017	1976-W	-18,27194	49525252	Beef House	Mobile ante leg...	DETTAGLIO
140	17-102003	05/01/2017	1976-W	-17,19711	49858585	Hotel Pferdesee	Mobile ante leg...	DETTAGLIO
141	17-102004	05/01/2017	1976-W	-17,19711	49858585	Hotel Pferdesee	Mobile ante leg...	DETTAGLIO
142	17-102005	05/01/2017	1976-W	-34,39422	49858585	Hotel Pferdesee	Mobile ante leg...	DETTAGLIO
143	17-102006	05/01/2017	1976-W	-18,27194	49633663	Autohaus Mielb...	Mobile ante leg...	DETTAGLIO
144	17-102007	05/01/2017	70000	-3	43687129	Designstudio G...	Pannello laterale	MAT. PRIME
145	17-102008	05/01/2017	70000	-4	43687129	Designstudio G...	Pannello laterale	MAT. PRIME
146	17-102009	05/01/2017	70000	-5	43687129	Designstudio G...	Pannello laterale	MAT. PRIME
147	17-102010	05/01/2017	70000	-1	49858585	Hotel Pferdesee	Pannello laterale	MAT. PRIME
156	17-102011	08/01/2017	1968-S	0	10000	Cannon Group ...	Sedia girevole ...	DETTAGLIO
157	17-102011	08/01/2017	1968-S	0	10000	Cannon Group ...	Sedia girevole ...	DETTAGLIO
158	17-102011	08/01/2017	1968-S	0	10000	Cannon Group ...	Sedia girevole ...	DETTAGLIO
159	17-102011	08/01/2017	1996-S	0	10000	Cannon Group ...	Lavagna ATLA...	DETTAGLIO
160	17-102011	08/01/2017	1996-S	0	10000	Cannon Group ...	Lavagna ATLA...	DETTAGLIO
161	17-102011	08/01/2017	1996-S	0	10000	Cannon Group ...	Lavagna ATLA...	DETTAGLIO
182	17-C0010001	14/01/2017	1968-S	0	42147258	BYT-KOMPLET S...	Sedia girevole ...	DETTAGLIO
183	17-C0010001	14/01/2017	1972-S	0	42147258	BYT-KOMPLET S...	Sedia girevole ...	DETTAGLIO
184	17-C0010001	14/01/2017	1980-S	0	42147258	BYT-KOMPLET S...	Sedia gir. MOS...	DETTAGLIO

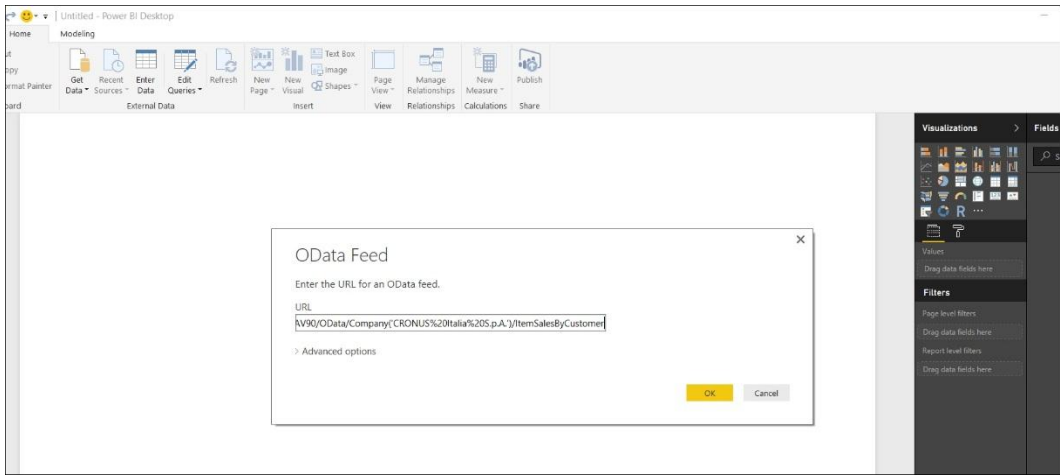
P.A. ▶ Departments ▶ Administration ▶ IT Administration ▶ Services ▶ Web Services

Web Services

Object Type	Object ID	Object Name	Service Name	Publ...	OData URL	SOAP URL
Query	102	Item Sales by Customer	ItemSalesByCustomer	<input checked="" type="checkbox"/>	http://vmeid32.eid.local:7048/Dyn...	Not applicable

```
<?xml version="1.0" encoding="utf-8"?><feed xml:base="http://192.6.1.37:7048/DynamicsNAV90/OData/" xmlns="http://www.w3.org/2005/Atom" xmlns:d="http://schemas.microsoft.com/xm:ms="http://schemas.microsoft.com/ado/2007/08/dataservices/metadata"><id>http://192.6.1.37:7048/DynamicsNAV90/OData/Company('CRONUS%20Italia%20S.p.A.').ItemSalesByCustomer</id><title>ItemSalesByCustomer</title><updated>2016-09-22T15:45:27Z</updated><link rel="self" title="ItemSalesByCustomer" href="http://192.6.1.37:7048/DynamicsNAV90/OData/Company('CRONUS%20Italia%20S.p.A.').ItemSalesByCustomer"></link></entry><entry id="http://192.6.1.37:7048/DynamicsNAV90/OData/Company('CRONUS%20Italia%20S.p.A.').ItemSalesByCustomer(49525252,Entry_No138)"><category term="NAV.ItemSalesByCustomer" scheme="http://schemas.microsoft.com/ado/2007/08/dataservices/schema"></category><link rel="edit" href="http://schemas.microsoft.com/ado/2007/08/dataservices/schema/Company('CRONUS%20Italia%20S.p.A.').ItemSalesByCustomer(AuxiliaryIndex1=1976-W, CustomerNo=49525252, Entry_No138)"></link><updated>2016-09-22T15:45:27Z</updated><entry No m:type="Edm.Int32">138</entry No><Document_No m:type="Edm.Decimal">2017-01-05T00:00:00</Document_No><Posting_Date m:type="Edm.DateTime">2017-01-05T00:00:00</Posting_Date><Item_No m:type="Edm.Decimal">-3.6544</Item_No><Item_Ledger_Entry_Quantity m:type="Edm.Decimal">3.6544</Item_Ledger_Entry_Quantity><CustomerNo m:type="Edm.Decimal">49525252</CustomerNo><Name m:type="Edm.String">Beef House</Name><Description m:type="Edm.String">Mobile ante legno</Description><AuxiliaryIndex1 m:type="Edm.Int32">1976-W</AuxiliaryIndex1></entry></feed>
```





http://192.6.1.37:7048/DynamicsNAV90/OData/Company('CRONUS%20Italia%20S.p.A.)/Item...

Entry_No	Document_No	Posting_Date	Item_No	Item_Ledger_Entry_Quantity	CustomerNo	Name	Description	Gen_Pr
138	17-102001	05/01/2017 00:00:00	1576-W	-3,6544	49525252	Beef House	Mobile ante legno INNSBRUCK	DETTAG
139	17-102002	05/01/2017 00:00:00	1576-W	-18,27194	49525252	Beef House	Mobile ante legno INNSBRUCK	DETTAG
140	17-102003	05/01/2017 00:00:00	1576-W	-17,19711	49858585	Hotel Pferdesee	Mobile ante legno INNSBRUCK	DETTAG
141	17-102004	05/01/2017 00:00:00	1576-W	-17,19711	49858585	Hotel Pferdesee	Mobile ante legno INNSBRUCK	DETTAG
142	17-102005	05/01/2017 00:00:00	1576-W	-34,39422	49858585	Hotel Pferdesee	Mobile ante legno INNSBRUCK	DETTAG
143	17-102006	05/01/2017 00:00:00	1576-W	-18,27194	49833663	Autohaus Mielberg KG	Mobile ante legno INNSBRUCK	DETTAG
144	17-102007	05/01/2017 00:00:00	70000	-3	43687129	Designstudio Gmunden	Pannello laterale	MAT.PI
145	17-102008	05/01/2017 00:00:00	70000	-4	43687129	Designstudio Gmunden	Pannello laterale	MAT.PI
146	17-102009	05/01/2017 00:00:00	70000	-5	43687129	Designstudio Gmunden	Pannello laterale	MAT.PI
147	17-102010	05/01/2017 00:00:00	70000	-1	49858585	Hotel Pferdesee	Pannello laterale	MAT.PI
156	17-102011	08/01/2017 00:00:00	1968-S	0	10000	Cannon Group SpA	Sedia girevole MESSICO, nera	DETTAG
157	17-102011	08/01/2017 00:00:00	1968-S	0	10000	Cannon Group SpA	Sedia girevole MESSICO, nera	DETTAG
158	17-102011	08/01/2017 00:00:00	1968-S	0	10000	Cannon Group SpA	Sedia girevole MESSICO, nera	DETTAG
159	17-102011	08/01/2017 00:00:00	1995-S	0	10000	Cannon Group SpA	Lavagna ATLANTA, base	DETTAG
160	17-102011	08/01/2017 00:00:00	1995-S	0	10000	Cannon Group SpA	Lavagna ATLANTA, base	DETTAG
161	17-102011	08/01/2017 00:00:00	1995-S	0	10000	Cannon Group SpA	Lavagna ATLANTA, base	DETTAG
182	17-C010001	14/01/2017 00:00:00	1968-S	0	42147258	BYT-KOMPLET s.r.l.o.	Sedia girevole MESSICO, nera	DETTAG
183	17-C010001	14/01/2017 00:00:00	1972-S	0	42147258	BYT-KOMPLET s.r.l.o.	Sedia girevole MONACO, gialla	DETTAG

Load Edit Cancel

Visualizations

Values

Filters

Page level filters

Report level filters

Visualizations > Fields >

Visualizations

Values

Drag data fields here

Filters

Page level filters

Drag data fields here

Report level filters

Drag data fields here


Fields

Search

Query1

- AuxiliaryIndex1
- CustomerNo
- Description
- Document_No
- Entry_No
- Gen_Prod_Posting_Group
- Item_Ledger_Entry_Quantity
- Item_No
- Name
- Posting_Date

Visualizations >



Pie chart

Legend

Drag data fields here

Details

Drag data fields here

Values

Drag data fields here

Tooltips

Drag data fields here

Filters

Visual level filters

Drag data fields here

Page level filters

Drag data fields here

Report level filters

Drag data fields here

Fields >

Search

Query1

- AuxiliaryIndex1
- CustomerNo
- Description
- Document_No
- Entry_No
- Gen_Prod_Posting_Group
- Item_Ledger_Entry_Quantity
- Item_No
- Name
- Posting_Date

Visualizations

Grid of visualization icons: Bar, Line, Pie, Scatter, Funnel, Gauge, etc.

R ...

Legend

CustomerNo

Details

Name

Values

Count of Item_Ledger_Entry_Quantity

Tooltips

Drag data fields here

Filters

Visual level filters

Count of Item_Ledger_Entry_Quantity(All)

CustomerNo(All)

Name(All)

Page level filters

Drag data fields here

Report level filters

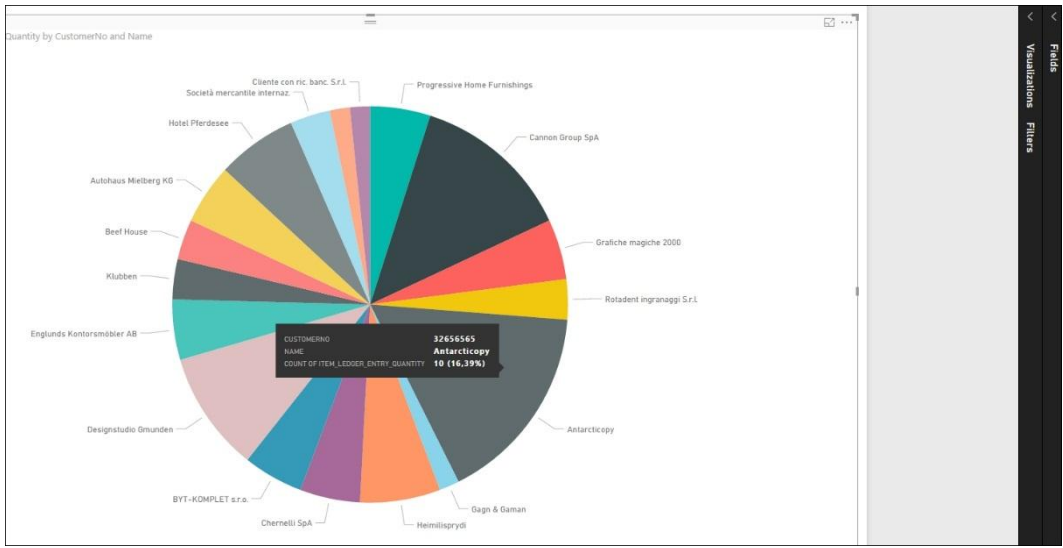
Drag data fields here

Fields


Search

Query1

- AuxiliaryIndex1
- CustomerNo
- Description
- Document_No
- Entry_No
- Gen_Prod_Posting_Group
- Item_Ledger_Entry_Quantity
- Item_No
- Name
- Posting_Date



Visualizations >



R ...

Axis

Posting_Date

Legend

Drag data fields here

Values

Count of Item_Ledger_Entry_Quantity

Tooltips

Drag data fields here

Filters

Visual level filters

Count of Item_Ledger_Entry_Quantity(All)

Posting_Date(All)

Page level filters

Drag data fields here

Report level filters

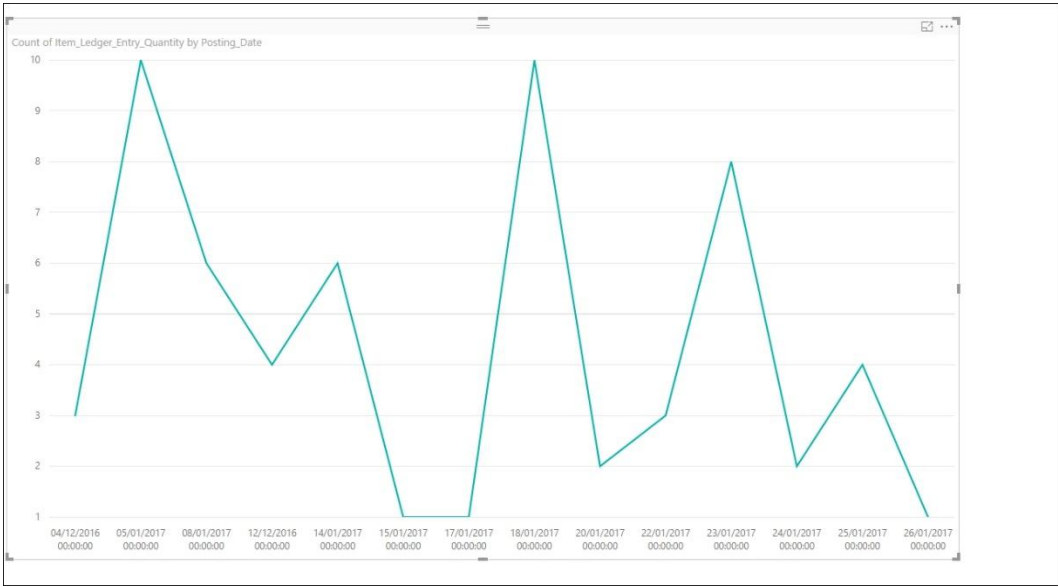
Drag data fields here

Fields >

Search

Query1

- AuxiliaryIndex1
- CustomerNo
- Description
- Document_No
- Entry_No
- Gen_Prod_Posting...
- Item_Ledger_Entry...
- Item_No
- Name
- Posting_Date



File Home Modeling Format Drill

Paste Cut Copy Format Painter

Get Data Recent Sources Enter Data Edit Queries Refresh New Page

New Visual

Text Box Image Shapes Page View Manage Relationships New Measure Publish

Clipboard External Data View Relationships Calculations Share

New Visual
Insert a new visual

Count of Item_Ledger_Entry_Quantity by Posting_Date

Posting_Date	Count of Item_Ledger_Entry_Quantity
04/12/2000	3
05/12/2000	10
06/12/2000	6
07/12/2000	4
08/12/2000	6
09/12/2000	1
10/12/2000	1
11/12/2000	10
12/12/2000	2
13/12/2000	3
14/12/2000	8
15/12/2000	2
16/12/2000	4
17/12/2000	1
18/12/2000	1
19/12/2000	10
20/12/2000	2
21/12/2000	3
22/12/2000	8
23/12/2000	2
24/12/2000	4
25/12/2000	1
26/12/2000	1

Visualizations

Legend

Item_No

Details

Description

Values

Count of Item_Ledger_Entry_Quantity

Tooltips

Drag data fields here

Filters

Visual level filters

Count of Item_Ledger_Entry_Quantity(All)

Description(All)

Item_No(All)

Fields

Search

Query1

- AuxiliaryIndex1
- CustomerNo
- Description
- Document_No
- Entry_No
- Gen_Prod_Posting...
- Item_Ledger_Entry...
- Item_No
- Name
- Posting_Date

Visualizations >

Fields >

Search

Query1

- AuxiliaryIndex1
- CustomerNo
- Description
- Document_No
- Entry_No
- Gen_Prod_Posting...
- Item_Ledger_Entry...
- Item_No
- Name
- Posting_Date

Legend Off

Data colors

Detail Labels On

Title On

Title Text Sales for Items

Font color

Background color

Alignment

Text Size 8 pt

Revert to default

Background Off

Lock aspect Off

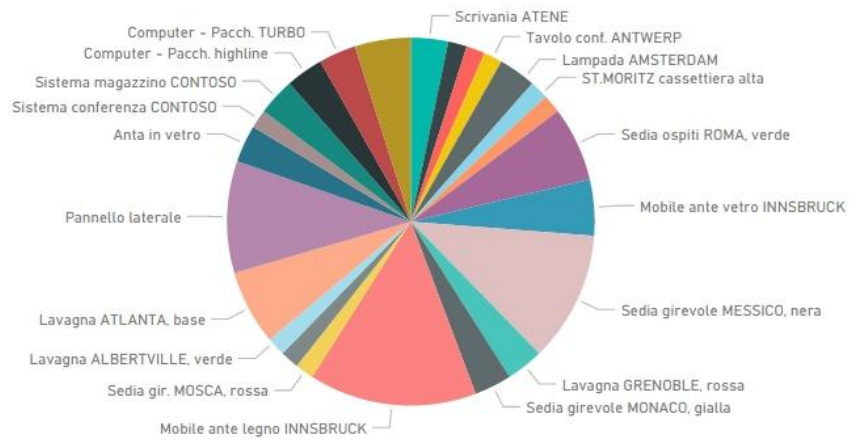
General

Border Off

Sales for Date



Sales for Items

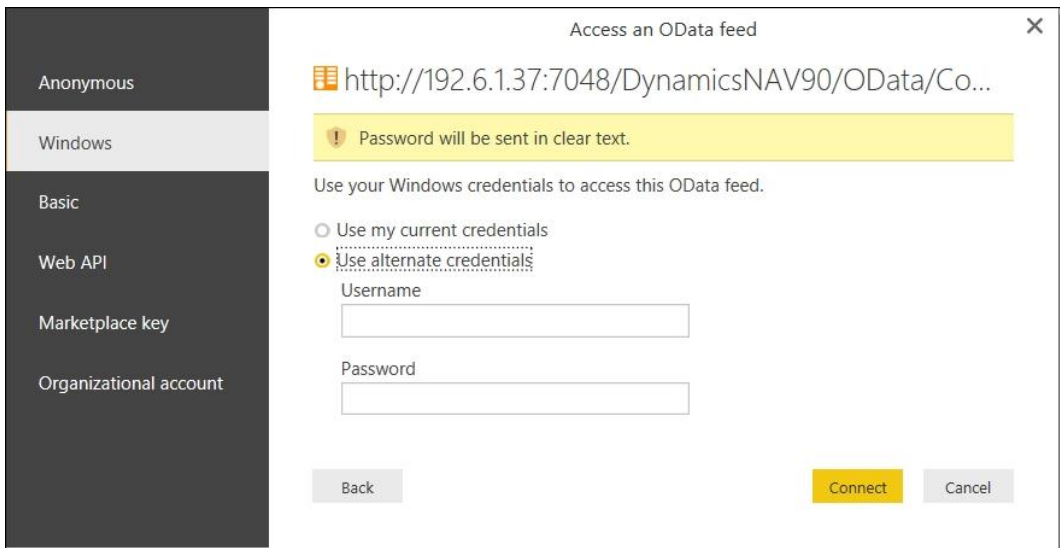
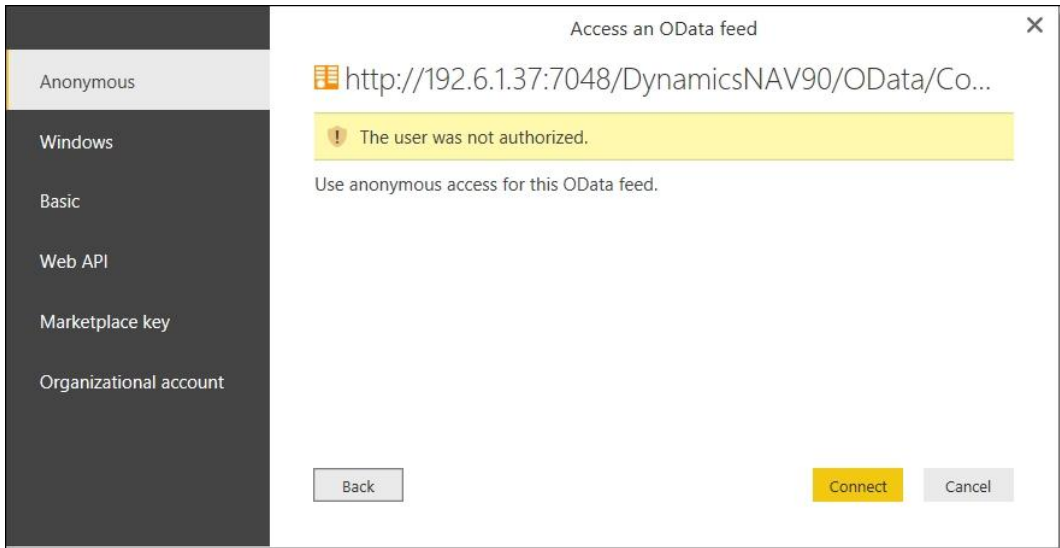


Query 100 Top Customer Overview - Query Designer

E.	Type	Data Source	Name	Method Type	Method	Group...
▶	DataItem	Customer	<Customer>			
	Column	Name	<Name>	None		
	Column	No.	<No>	None		
	Column	Sales (LCY)	<Sales_LCY>	None		
	Column	Profit (LCY)	<Profit_LCY>	None		
	Column	Country/Region Code	<Country_Region_Code>	None		
	Column	City	<City>	None		
	Column	Global Dimension 1 Code	<Global_Dimension_1_Code>	None		
	Column	Global Dimension 2 Code	<Global_Dimension_2_Code>	None		
	Column	Salesperson Code	<Salesperson_Code>	None		
▶	DataItem	Salesperson/Purchaser	<Salesperson_Purchaser>			
	Column	Name	SalesPersonName	None		
▶	DataItem	Country/Region	<Country_Region>			
	Column	Name	CountryRegionName	None		

Web Services

Object Type	Object ID	Object Name	Service Name	Publ...	OData URL	SOAP URL
Query	100	Top Customer Overview	TopCustomerOverview	<input checked="" type="checkbox"/>	http://vmeid32.eid.local:7048/Dyn...	Not applicable



Visualizations

R ...

Values

Drag data fields here

Filters

Page level filters

Drag data fields here

Report level filters

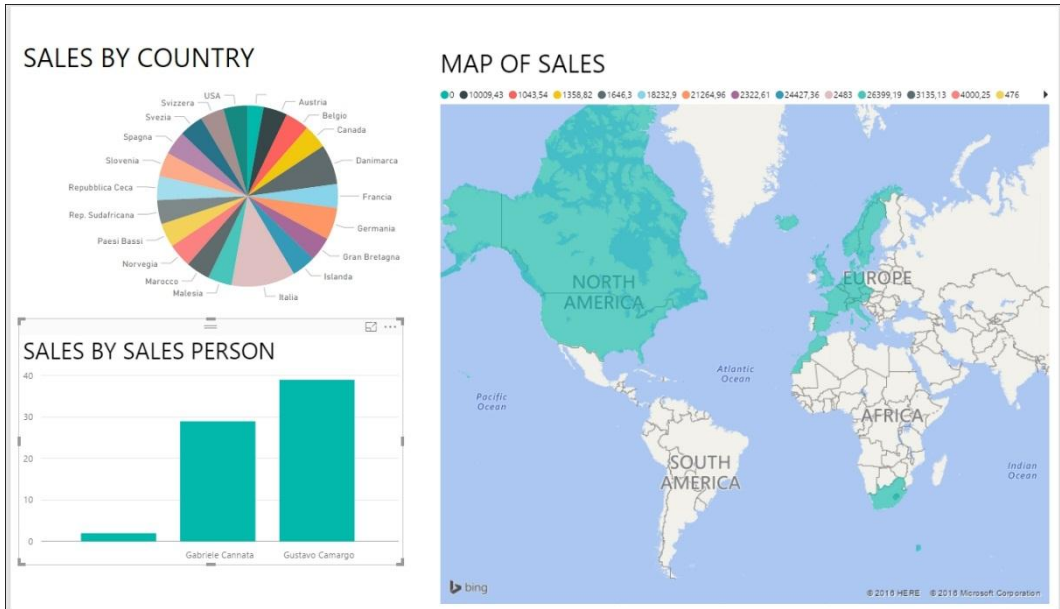
Drag data fields here

Fields

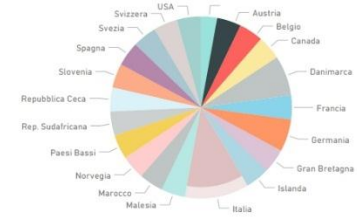
Search

Query1

- AuxiliaryIndex1
- AuxiliaryIndex2
- City
- Country_Region_Code
- CountryRegionName
- Global_Dimension_1_Code
- Global_Dimension_2_Code
- Name
- No
- Profit_LCY
- Sales_LCY
- Salesperson_Code
- SalesPersonName



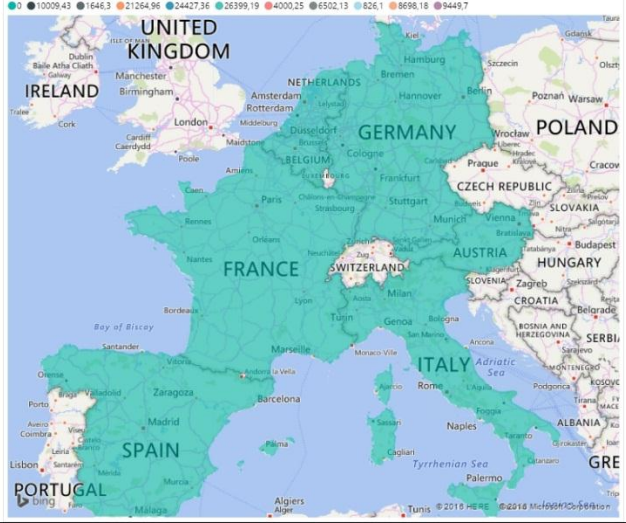
SALES BY COUNTRY



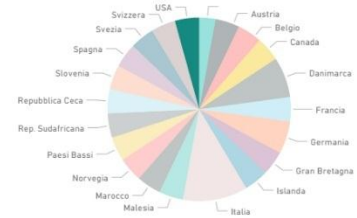
SALES BY SALES PERSON



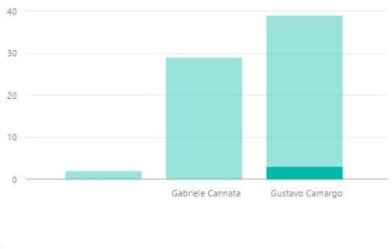
MAP OF SALES



SALES BY COUNTRY

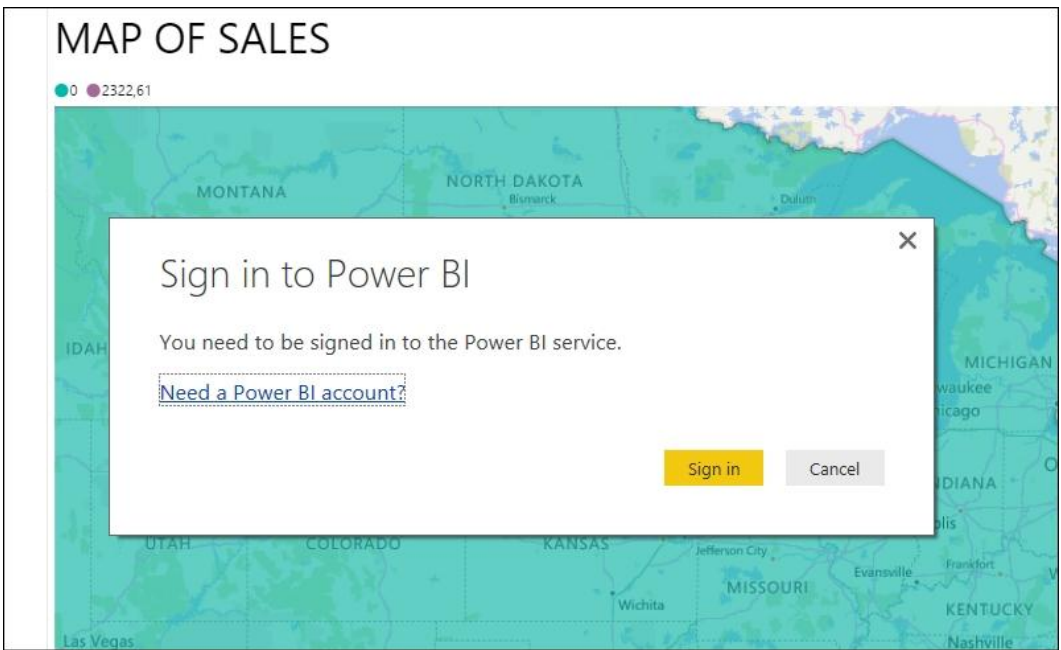
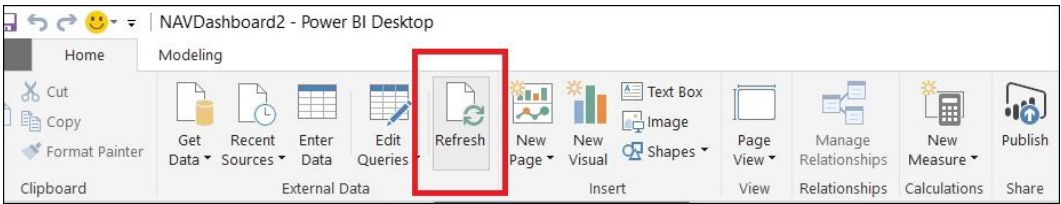


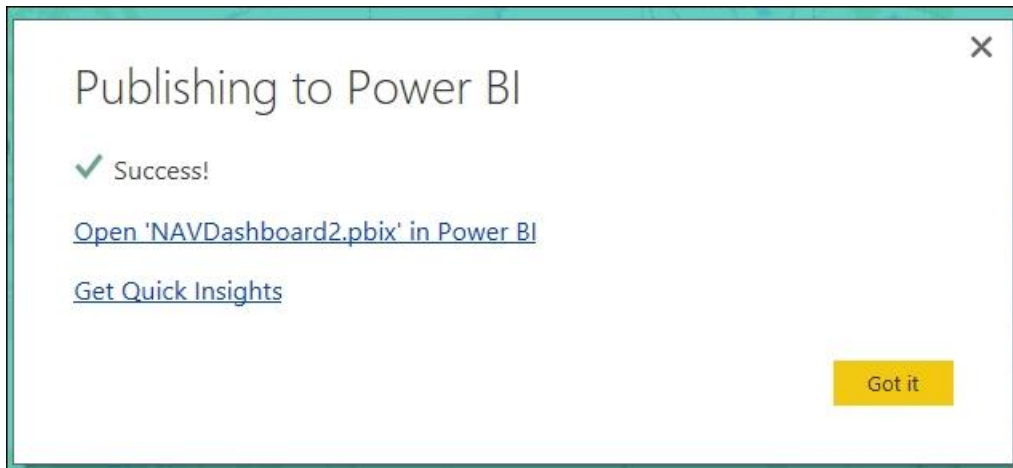
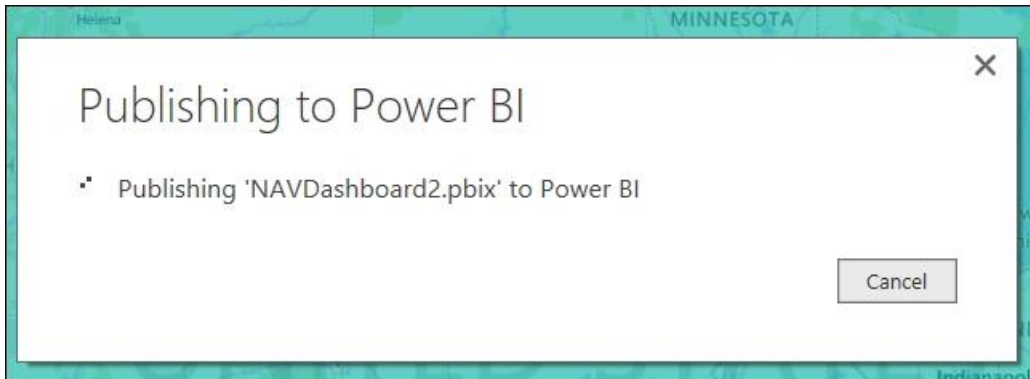
SALES BY SALES PERSON

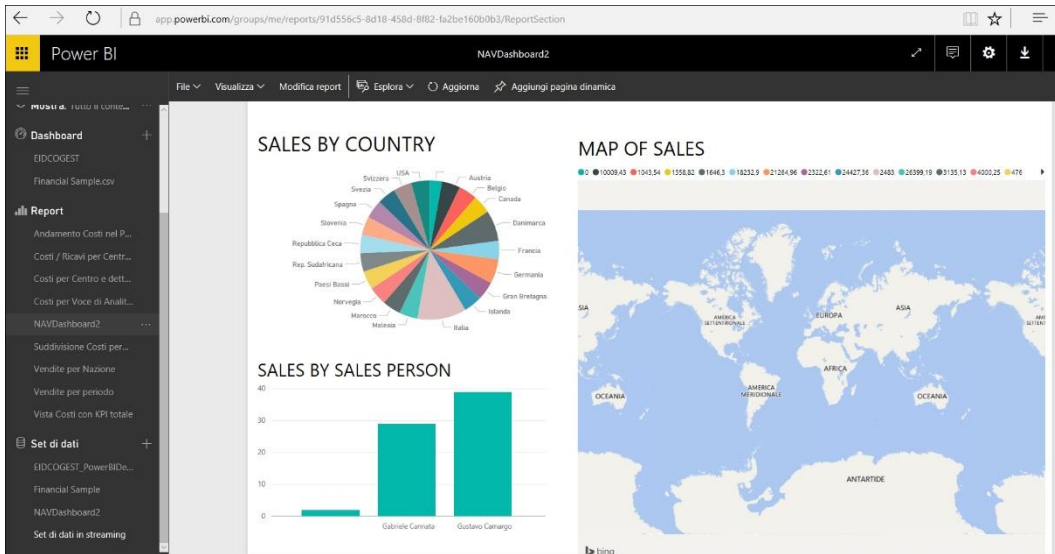


MAP OF SALES









Services

Choose content packs from online services that you use.

Get ↗




Microsoft Dynamics NAV
By Microsoft
For Power BI

Immediately gain access to
business performance insights

Get

Connect to Microsoft Dynamics NAV ✕



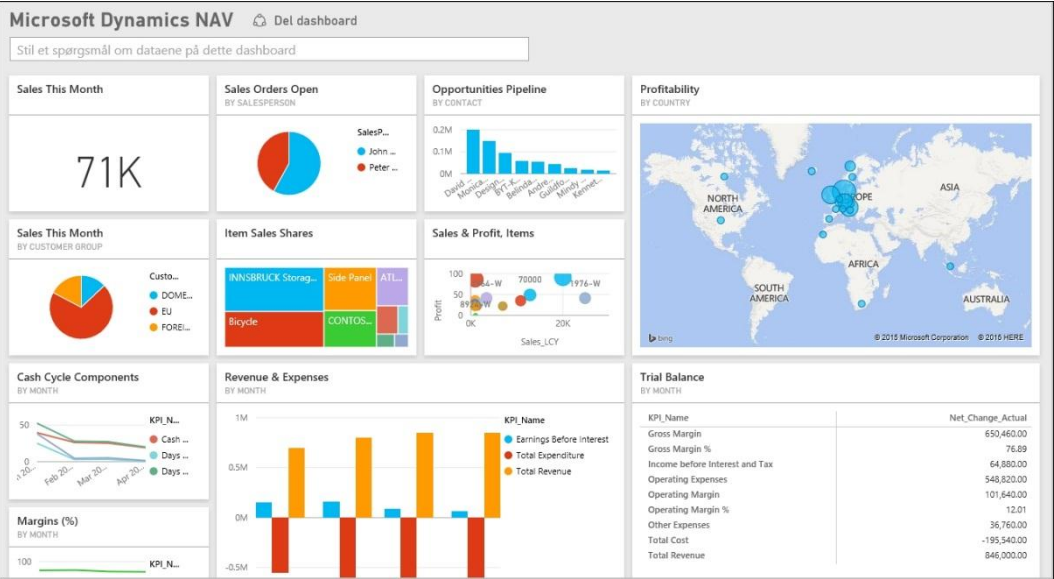
To start using your Microsoft Dynamics NAV data in Power BI, follow the prompts below.
Need help connecting? [Learn More](#)

Authentication Method:

▼

Username

Password



HOME		ACTIONS																											
Show as List Show as Chart View		Refresh Clear Filter Find Page																											
Departments <ul style="list-style-type: none"> Financial Management Sales & Marketing Purchasing Warehouse Manufacturing Jobs Resource Planning Service Human Resources Administration <ul style="list-style-type: none"> IT Administration Application Setup <ul style="list-style-type: none"> General Users 	<table border="1"> <thead> <tr> <th>Name</th> <th>Status</th> </tr> </thead> <tbody> <tr><td>Migrate business data</td><td>Not Completed</td></tr> <tr><td>Set up Cash Flow Forecast</td><td>Not Completed</td></tr> <tr><td>Set up approval workflows</td><td>Not Completed</td></tr> <tr><td>Set up a customer approval workflow</td><td>Not Completed</td></tr> <tr><td>Set up email</td><td>Not Completed</td></tr> <tr><td>Set up Email Logging</td><td>Not Completed</td></tr> <tr><td>Set up Outlook for Financials</td><td>Not Completed</td></tr> <tr><td>Set up reporting</td><td>Not Completed</td></tr> <tr><td>Set up an item approval workflow</td><td>Not Completed</td></tr> <tr><td>Set up Azure Active Directory</td><td>Not Completed</td></tr> <tr><td>Set up a payment approval workflow</td><td>Not Completed</td></tr> <tr><td>Set up Dynamics CRM connection</td><td>Not Completed</td></tr> </tbody> </table>	Name	Status	Migrate business data	Not Completed	Set up Cash Flow Forecast	Not Completed	Set up approval workflows	Not Completed	Set up a customer approval workflow	Not Completed	Set up email	Not Completed	Set up Email Logging	Not Completed	Set up Outlook for Financials	Not Completed	Set up reporting	Not Completed	Set up an item approval workflow	Not Completed	Set up Azure Active Directory	Not Completed	Set up a payment approval workflow	Not Completed	Set up Dynamics CRM connection	Not Completed		
Name	Status																												
Migrate business data	Not Completed																												
Set up Cash Flow Forecast	Not Completed																												
Set up approval workflows	Not Completed																												
Set up a customer approval workflow	Not Completed																												
Set up email	Not Completed																												
Set up Email Logging	Not Completed																												
Set up Outlook for Financials	Not Completed																												
Set up reporting	Not Completed																												
Set up an item approval workflow	Not Completed																												
Set up Azure Active Directory	Not Completed																												
Set up a payment approval workflow	Not Completed																												
Set up Dynamics CRM connection	Not Completed																												

Microsoft Azure App registrations > Create

App registrations

Search by name or Appld All apps

DISPLAY NAME	APPLICATION TYPE	APPLICATION ID
No results.		

Create PREVIEW

* Name

Application Type

* Sign-on URL

[Create](#)

The screenshot displays three panels in the Azure portal:

- Required permissions:** Contains a table with one entry: Windows Azure Active Directory (Microsoft.Azure.ActiveD... 0 1). A red box highlights the '+ Add' button in the top left.
- Add API access:** Shows a light blue header with '1 Select an API' and a right arrow. Below it, '2 Select permissions' is visible.
- Select an API:** A search bar at the top reads 'Search for other applications with Service Principal name'. A list of applications follows, with 'Power BI Service (Power BI)' highlighted by a red box.

Red arrows indicate the flow: from the '+ Add' button to the '1 Select an API' step, and then to the 'Power BI Service (Power BI)' option.

Add API access PREVIEW

1 Select an API
Power BI Service (Power BI) ✓

2 Select permissions
0 role, 17 scopes >

Done

Enable Access PREVIEW

APPLICATION PERMISSIONS ^ REQUIRES ADMIN ^

No application permissions available.

DELEGATED PERMISSIONS ^ REQUIRES ADMIN ^

<input checked="" type="checkbox"/>	View users Groups	No
<input checked="" type="checkbox"/>	View all Groups	No
<input checked="" type="checkbox"/>	View all Reports (preview)	No
<input checked="" type="checkbox"/>	Create content (preview)	No
<input checked="" type="checkbox"/>	View content properties (preview)	No
<input checked="" type="checkbox"/>	Read and Write all Datasets	No
<input checked="" type="checkbox"/>	View all Datasets	No
<input checked="" type="checkbox"/>	View all Dashboards (preview)	No
<input checked="" type="checkbox"/>	Add data to a user's dataset (preview)	No

Select

Order Memo

Sales Price Worksheet

Prices

Navigate

History

Refresh

Page

Sales Order Processor

Submitted Time Sheets 0

Rejected Time Sheets

Approvals

Requests to Approve 0

My Customers

Manage List Open New Find Filter Clear Filter

CRONUS Inter... ?

ACTIONS

Refresh

The functionality you have selected to use requires services from Azure Active Directory to access your system. Before you can begin using this functionality, you must first grant access to these services. To grant access, choose the 'Authorize Azure Services' link.

[Authorize Azure Services](#)

Azure Active Directory Services:

Power BI Services

Close

Chapter 5: Integrating NAV Web Services and External Applications

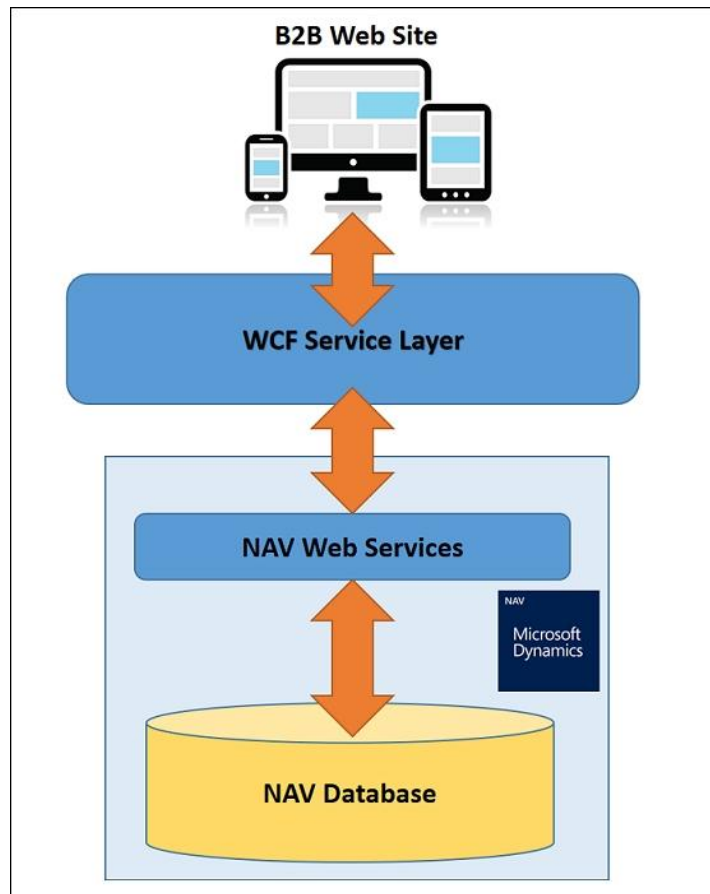


Table 18 Customer - Table Designer

E.	Field No.	Field Name	Data Type	Length	Description
✓	12124	Last Name	Text	30	
✓	12125	Date of Birth	Date		
✓	12126	Tax Representative Type	Option		
✓	12127	Tax Representative No.	Code	20	
✓	12128	Place of Birth	Text	30	
✓	12170	Cumulative Bank Receipts	Boolean		
✓	12171	Exposure (LCY)	Decimal		
✓	12172	Exposure Filter	Date		
✓	12173	PA Code	Code	6	
▶	50000	Web Active	Boolean		

Query 50001 B2B - Clienti Web - Query Designer

E.	Type	Data Source	Name	Method Type	Method	Group...
[-]	DataItem	Customer	<Customer>			
	Column	No.	<No>	None		
	Column	Name	<Name>	None		
	Column	Address	<Address>	None		
	Column	City	<City>	None		
	Column	Post Code	<Post_Code>	None		
	Column	County	<County>	None		
	Column	Country/Region Code	<Country_Region_Code>	None		
	Column	VAT Registration No.	<VAT_Registration_No>	None		
	Column	Email Ecommerce	<Email_Ecommerce>	None		
▶	DataItem	Default Dimension	<Default_Dimension>			
	Column	Dimension Value Code	<Dimension_Value_Code>	None		

Query 50001 B2B - Clienti Web - Query Designer

E.	Type	Data Source	Name	Method Type	Method	Group...
	DataItem	Customer	<Customer>			
	Column	No.	<No>	None		
	Column	Name	<Name>	None		
	Column	Address	<Address>	None		
	Column	City	<City>	None		
	Column	Post Code	<Post_Code>	None		
	Column	Country	<Country>	None		
	Column	Country/Region Code	<Country_Region_Code>	None		
	Column	VAT Registration No.	<VAT_Registration_No>	None		
	Column	Email Ecommerce	<Email_Ecommerce>	None		
	DataItem	Default Dimension	<Default_Dimension>			
	Column	Dimension Value Code	<Dimension_Value_Code>	None		

Customer - Properties

Property	Value
ID	1101340000
Indentation	<0>
Name	<Customer>
Description	<>
DataItemTable	Customer
DataItemLink	<Undefined>
DataItemLinkType	<Use Default Values if No Match>
DataItemTableFilter	"Web Active"=CONST(Yes)

Query 50001 B2B - Clienti Web - Query Designer

E.	Type	Data Source	Name	Method Type	Method	Group...
	DataItem	Customer	<Customer>			
	Column	No.	<No>	None		
	Column	Name	<Name>	None		
	Column	Address	<Address>	None		
	Column	City	<City>	None		
	Column	Post Code	<Post_Code>	None		
	Column	Country	<Country>	None		
	Column	Country/Region Code	<Country_Region_Code>	None		
	Column	VAT Registration No.	<VAT_Registration_No>	None		
	Column	Email Ecommerce	<Email_Ecommerce>	None		
	DataItem	Default Dimension	<Default_Dimension>			
	Column	Dimension Value Code	<Dimension_Value_Code>	None		

Default_Dimension - Properties

Property	Value
ID	1101340012
Indentation	1
Name	<Default_Dimension>
Description	<>
DataItemTable	Default Dimension
DataItemLink	No.=Customer."No."
DataItemLinkType	<Use Default Values if No Match>
DataItemTableFilter	Table ID=CONST(18),Dimension Code=CONST(CUSTOMER_TYPE)

Query 50002 B2B - Shipment Addresses - Query Designer

E.	Type	Data Source	Name	Method Type	Method	Group...
▶	DataItem	Ship-to Address	<Ship_to_Address>			
	Column	Customer No.	<Customer_No>	None		
	Column	Code	<Code>	None		
	Column	Name	<Name>	None		
	Column	Address	<Address>	None		
	Column	City	<City>	None		
	Column	Country/Region Code	<Country_Region_Code>	None		
	Column	Post Code	<Post_Code>	None		
	Column	County	<County>	None		
	Column	Default Shipment	<Default_Shipment>	None		

← → ↑ ↓ Help

Query 50000 B2B - Web Items - Query Designer

E.	Type	Data Source	Name	Method Type	Method	Group...
[-]	DataItem	Item	<Item>			
	Column	No.	<No>	None		
	Column	Description	<Description>	None		
	Column	Description 2	<Description_2>	None		
	Column	Base Unit of Measure	<Base_Unit_of_Measure>	None		
	Column	Inventory	<Inventory>	None		
	Column	Net Change	<Net_Change>	None		
	Column	Last Date Modified	<Last_Date_Modified>	None		
	Column	Last Movement Date	<Last_Movement_Date>	None		
	Filter	Location Filter	<Location_Filter>			
	Filter	Date Filter	<Date_Filter>			
▶ [-]	DataItem	Default Dimension	<Default_Dimension>			
	Column	Dimension Value Code	<Dimension_value_Code>	None		
[-]	DataItem	Dimension Value	<Dimension_Value>			
	Column	Name	<Name>	None		

Default_Dimension - Properties

Property	Value
ID	1101340010
Indentation	1
Name	<Default_Dimension>
Description	<>
DataItemTable	Default Dimension
DataItemLink	No.=Item."No."
DataItemLinkType	SQL Advanced Options
SQLJoinType	Left Outer Join
DataItemTableFilter	Table ID=CONST(27),Dimension Code=CONST(BRAND)

Query 50000 B2B - Web Items - Query Designer

E.	Type	Data Source	Name	Method Type	Method	Group...
[-]	DataItem	Item	<Item>			
	Column	No.	<No>	None		
	Column	Description	<Description>	None		
	Column	Description 2	<Description_2>	None		
	Column	Base Unit of Measure	<Base_Unit_of_Measure>	None		
	Column	Inventory	<Inventory>	None		
	Column	Net Change	<Net_Change>	None		
	Column	Last Date Modified	<Last_Date_Modified>	None		
	Column	Last Movement Date	<Last_Movement_Date>	None		
	Filter	Location Filter	<Location_Filter>			
	Filter	Date Filter	<Date_Filter>			
[-]	DataItem	Default Dimension	<Default_Dimension>			
	Column	Dimension Value Code	<Dimension_Value_Code>	None		
▶	DataItem	Dimension Value	<Dimension_Value>			
	Column	Name	<Name>	None		

Dimension_Value - Properties

Property	Value
ID	1101340016
Indentation	
Name	<Dimension_Value>
Description	<>
DataItemTable	Dimension Value
DataItemLink	Dimension Code=Default_Dimension."Dimension Code",Code=Default_Dimension."Dimension Value Code"
DataItemLinkType	<Use Default Values if No Match>
DataItemTableFilter	<Undefined>

Table 0 - Table Designer

E.	Field No.	Field Name	Data Type	Length	Description
▶	✓	1 WEB Order No.	Code	20	
	✓	2 Line No.	Integer		
	✓	3 Customer No.	Code	20	
	✓	4 Order Date	Date		
	✓	5 Shipment Address Code	Code	20	
	✓	6 Item Code	Code	20	
	✓	7 Quantity	Decimal		
	✓	8 Note	Text	250	
	✓	20 Registered	Boolean		
	✓	50 Customer Name	Text	100	Flowfield
	✓	51 Item Description	Text	100	Flowfield

GetSalesDiscount - C/AL Locals

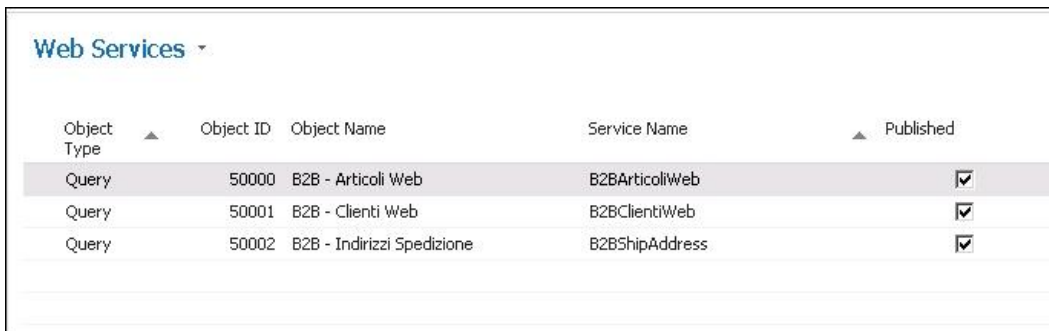
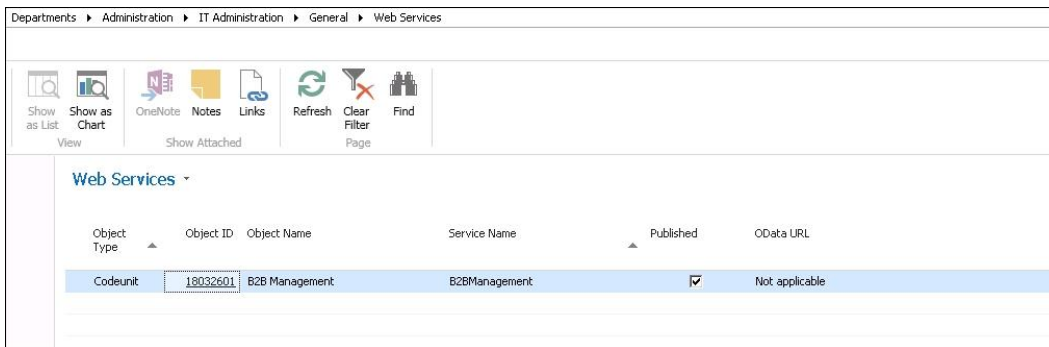
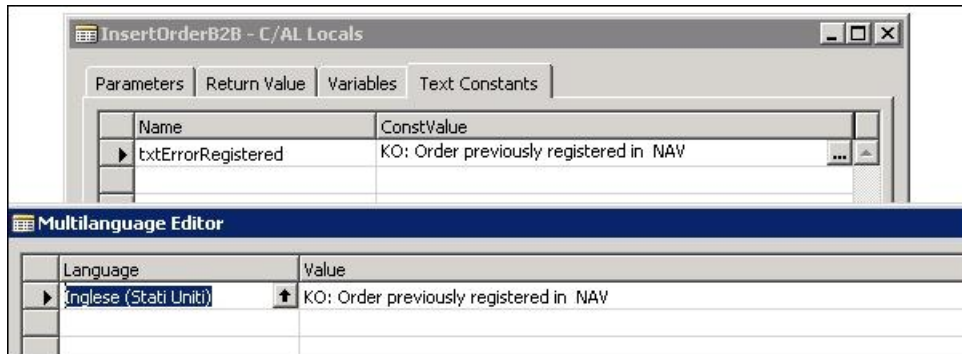
Parameters | Return Value | Variables | Text Constants

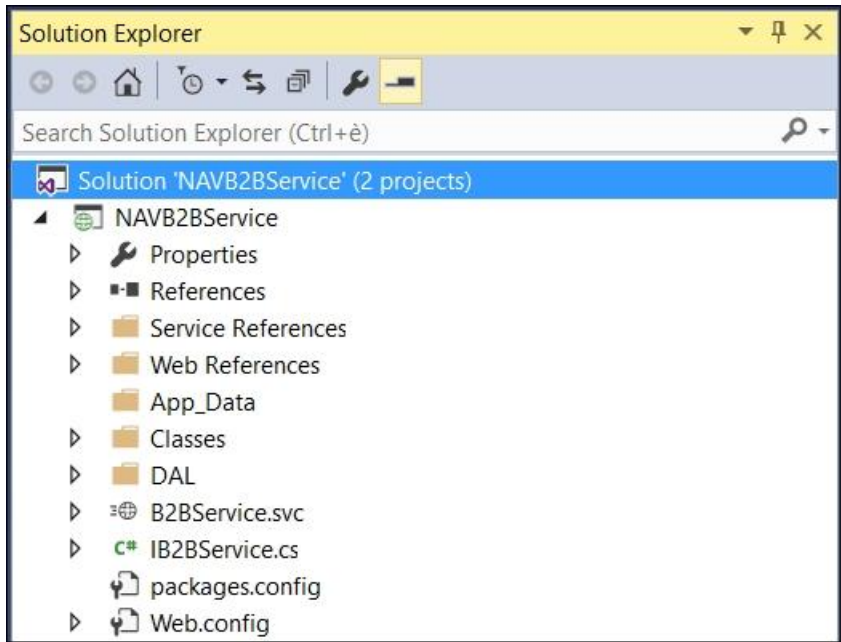
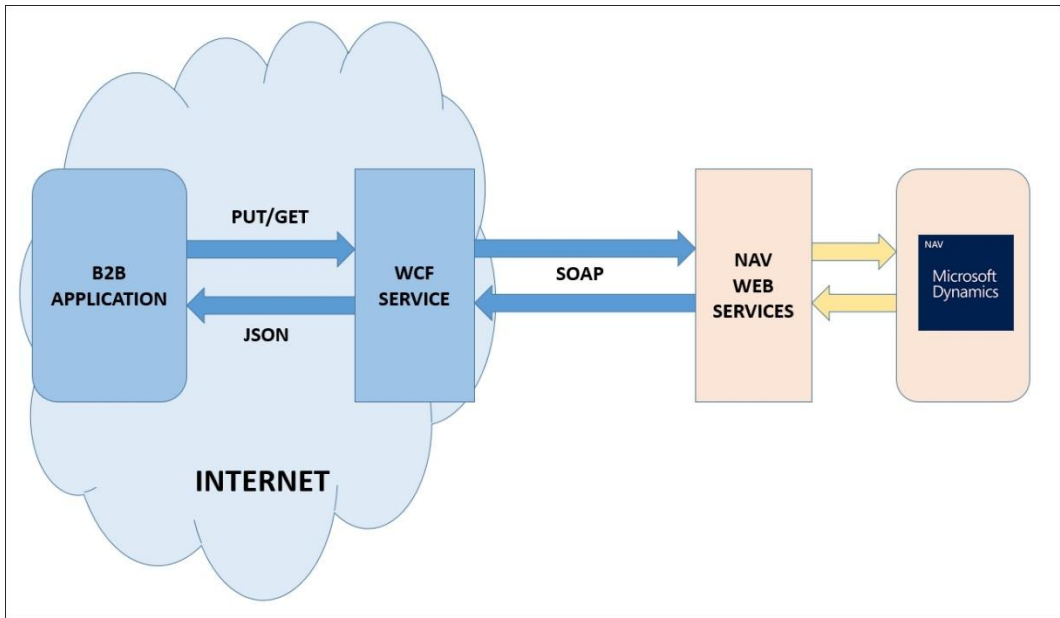
Var	Name	Data Type	Subtype	Length
	CustNo	Code		20
	PostingDate	Date		
	ItemNo	Code		20
	Quantity	Decimal		
	UoM	Code		20
	CampaignCode	Code		20

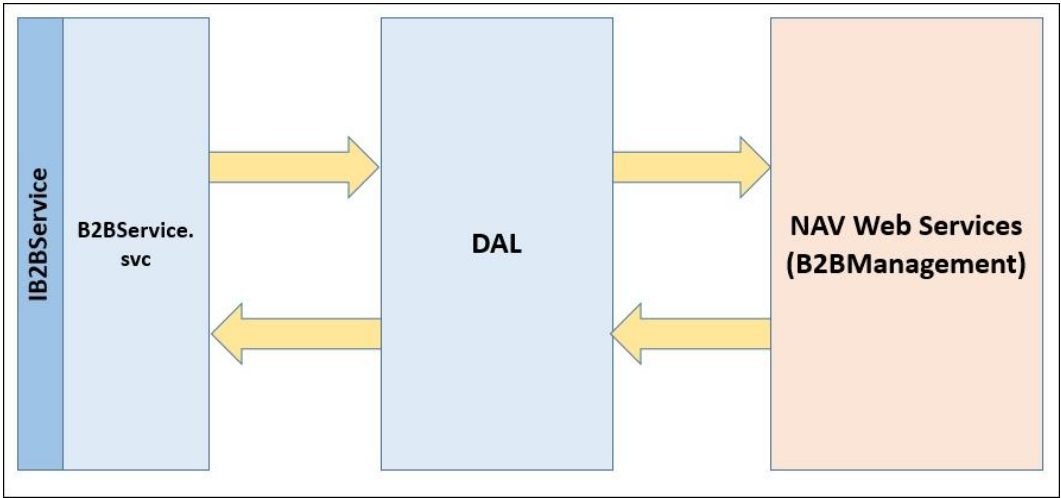
GetSalesDiscount - C/AL Locals

Parameters | Return Value | Variables | Text Constants

Name	Data Type	Subtype	Length
customer	Record	Customer	
SalesHeader	Record	Sales Header	
SalesLine	Record	Sales Line	
Item	Record	Item	
Discount	Decimal		







Add Web Reference

Navigate to a web service URL and click Add Reference to add all the available services.

URL:

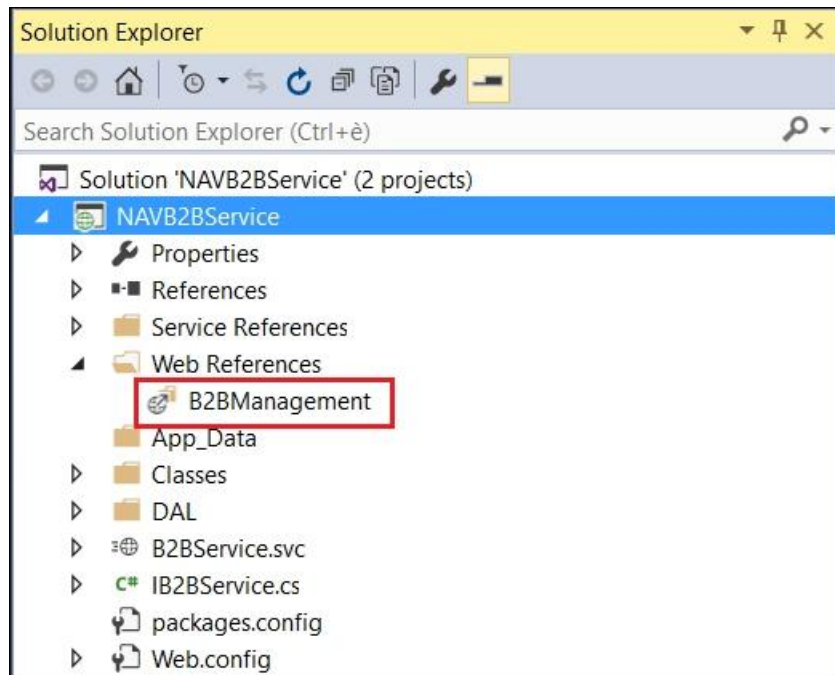
```
<?xml version="1.0"?>
- <definitions xmlns:tns="urn:microsoft-dynamics-
schemas/codeunit/B2BManagement"
xmlns="http://schemas.xmlsoap.org/wsdl/"
targetNamespace="urn:microsoft-dynamics-
schemas/codeunit/B2BManagement">
- <types>
- <schema
xmlns="http://www.w3.org/2001/XMLSchema"
targetNamespace="urn:microsoft-dynamics-
schemas/codeunit/B2BManagement"
elementFormDefault="qualified">
- <element name="GetSalesPrice">
- <complexType>
- <sequence>
<element name="custNo"
type="string"
maxOccurs="1"
minOccurs="1"/>
<element name="postingDate"
type="date"
maxOccurs="1"
minOccurs="1"/>
<element name="itemNo"
```

Web services found at this URL:

1 Service Found:

- B2BManagement


Web reference name:



Add Service Reference ? X

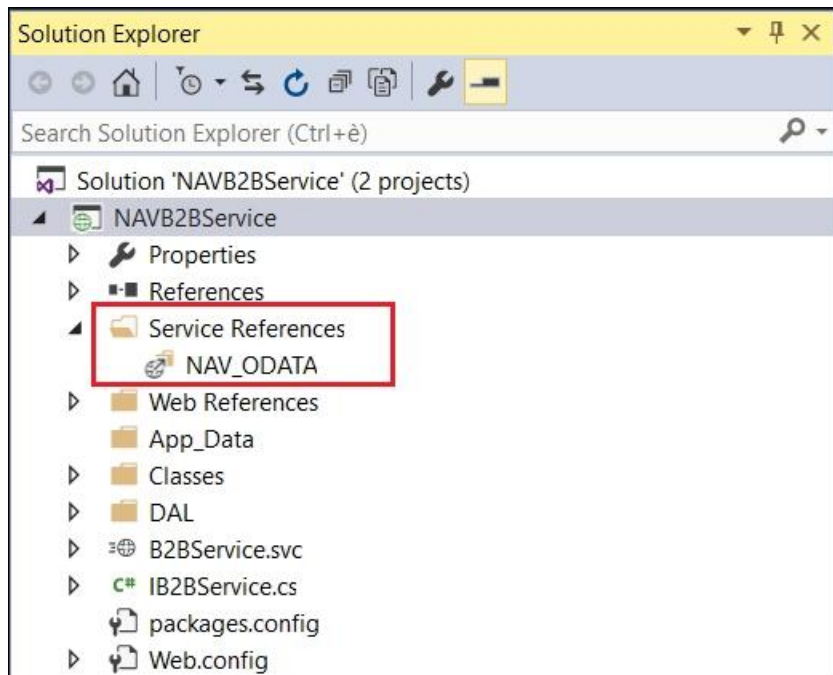
To see a list of available services on a specific server, enter a service URL and click Go. To browse for available services, click Discover.

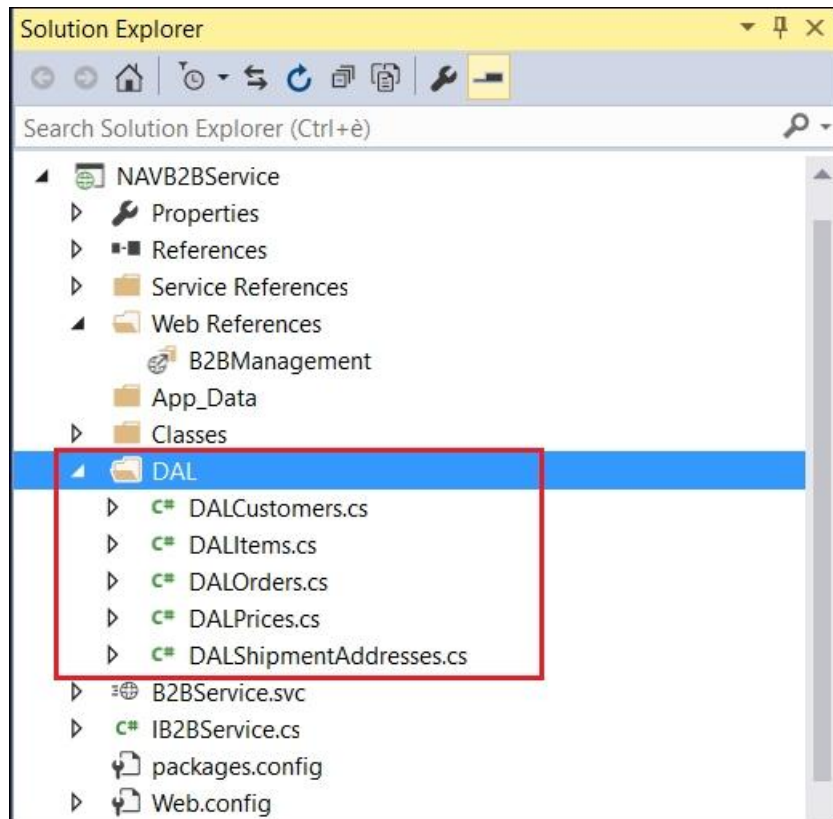
Address:

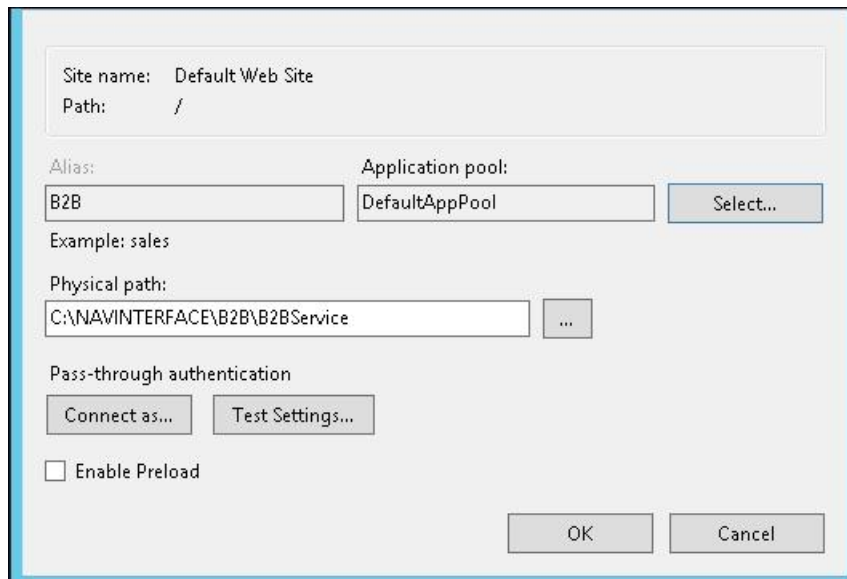
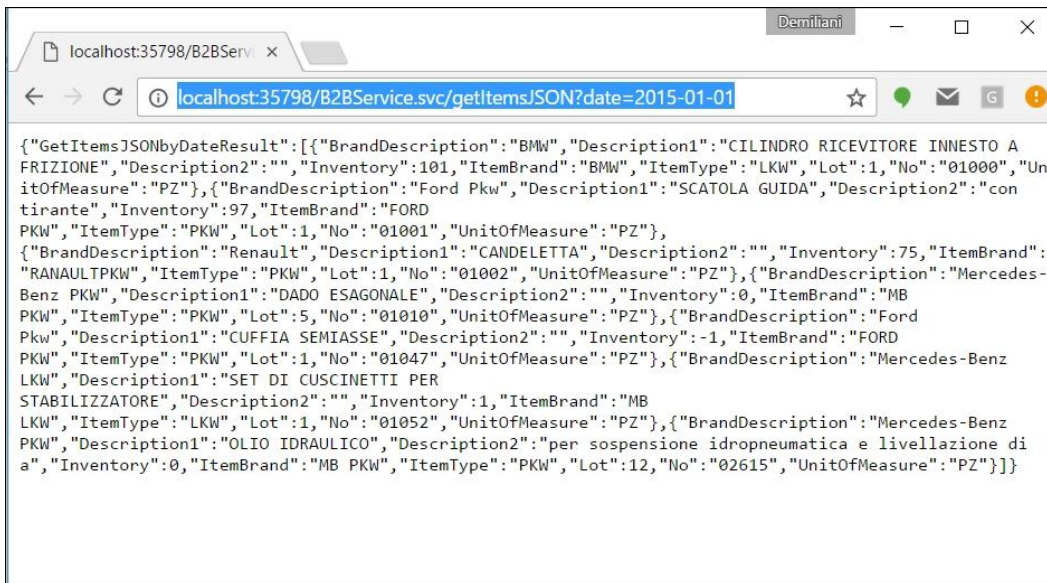
Services:	Operations:
<p>▷  NAV</p>	<p>WCF Data Service: No operations found.</p>

1 service(s) found at address 'http://vmeid30.eid.local:7088/NAVFEBI_PROD/OData'.

Namespace:







Connections

- Start Page
- Application Pools
- Sites
 - Default Web Site
 - aspnet_client
 - B2B
 - bin

Application Pools

This page lets you view and manage the list of application pools on the server. Application pools are associated with worker processes, contain one or more applications, and provide isolation among different applications.

Filter: [Go] Show All | Group by: No Grouping

Name	Status	.NET CLR V...	Managed Pipel...	Identity	Applications
.NET v4.5	Started	v4.0	Integrated		
.NET v4.5 Classic	Started	v4.0	Classic		
DefaultAppPool	Started	v4.0	Integrated		

Edit Application Pool

Name: DefaultAppPool

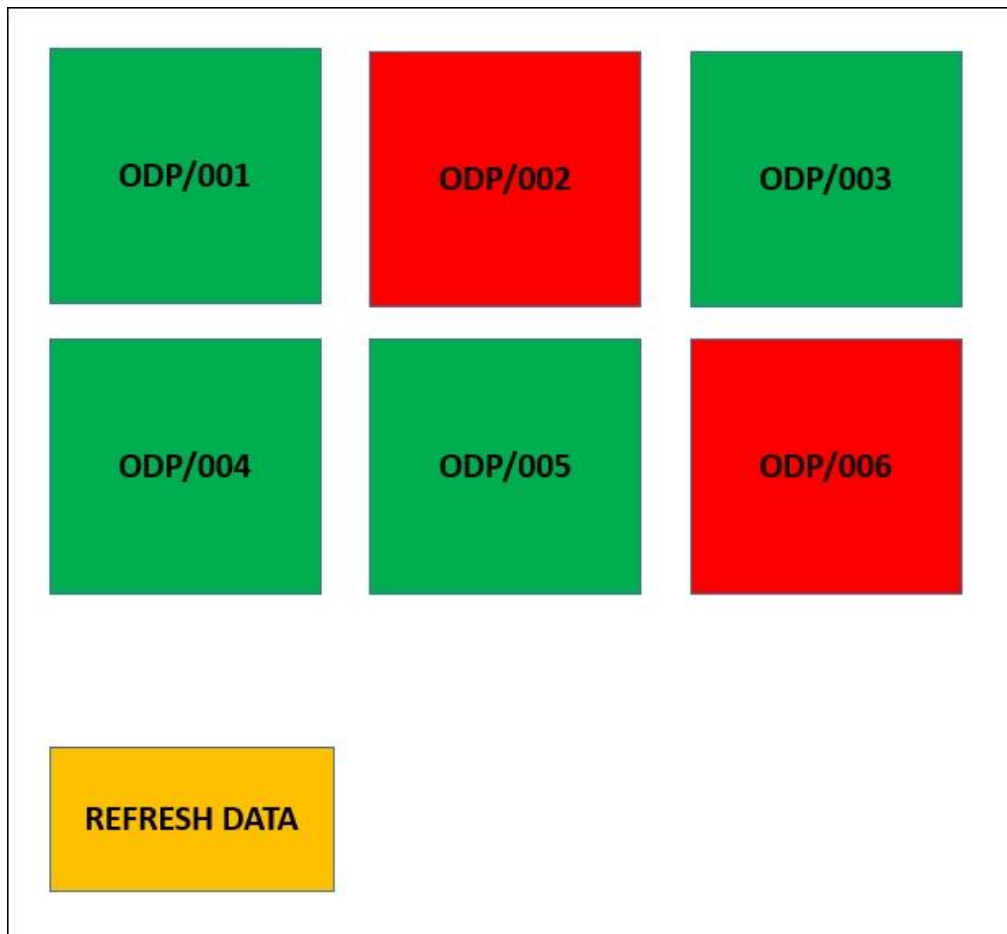
.NET CLR version: .NET CLR Version v4.0.30319

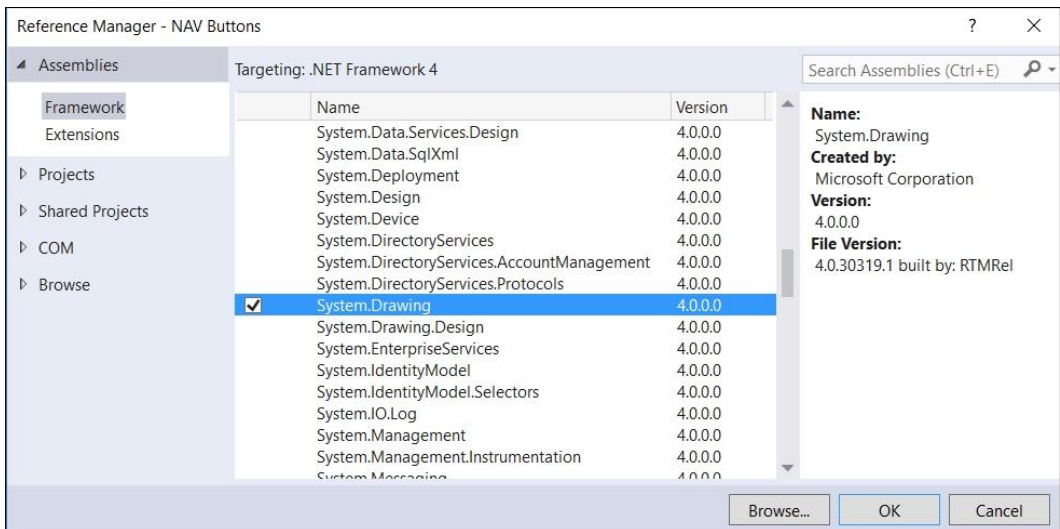
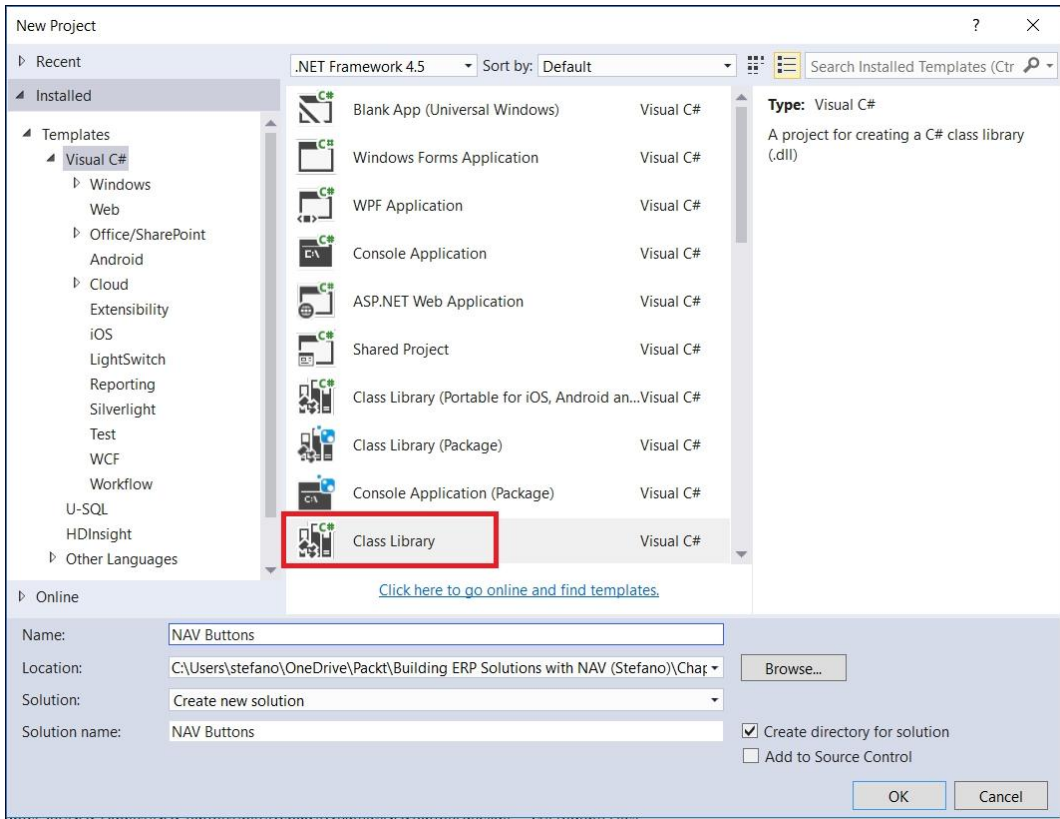
Managed pipeline mode: Integrated

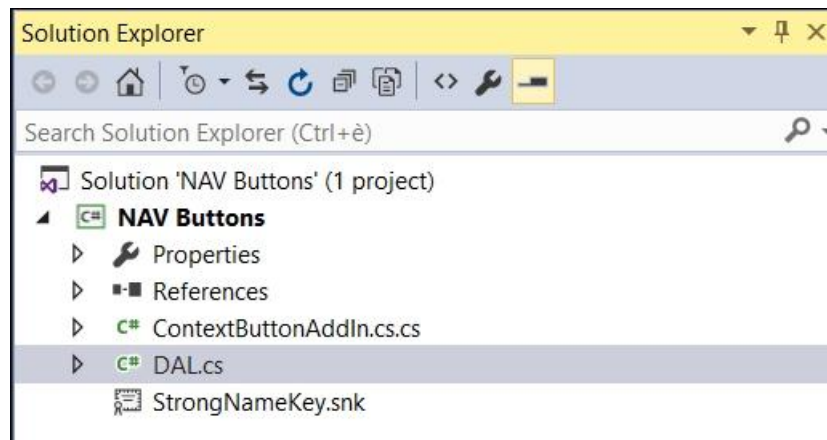
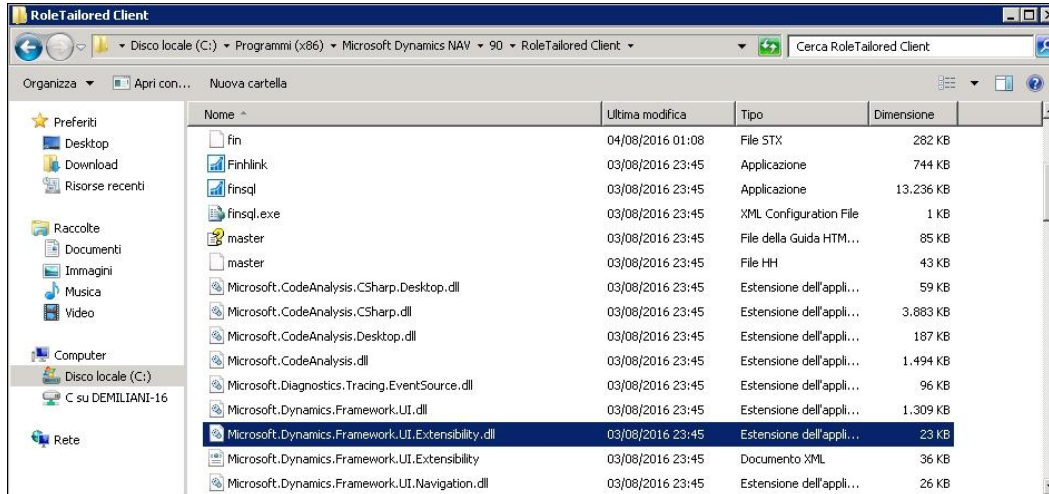
Start application pool immediately

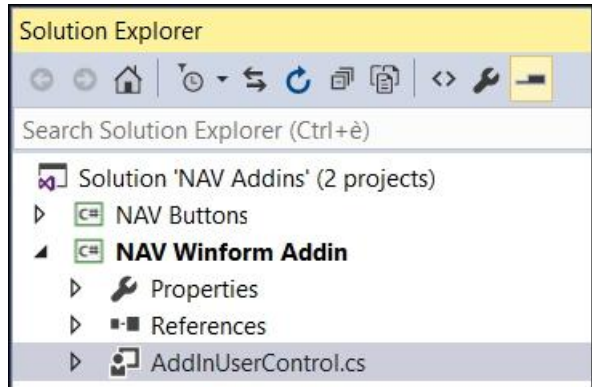
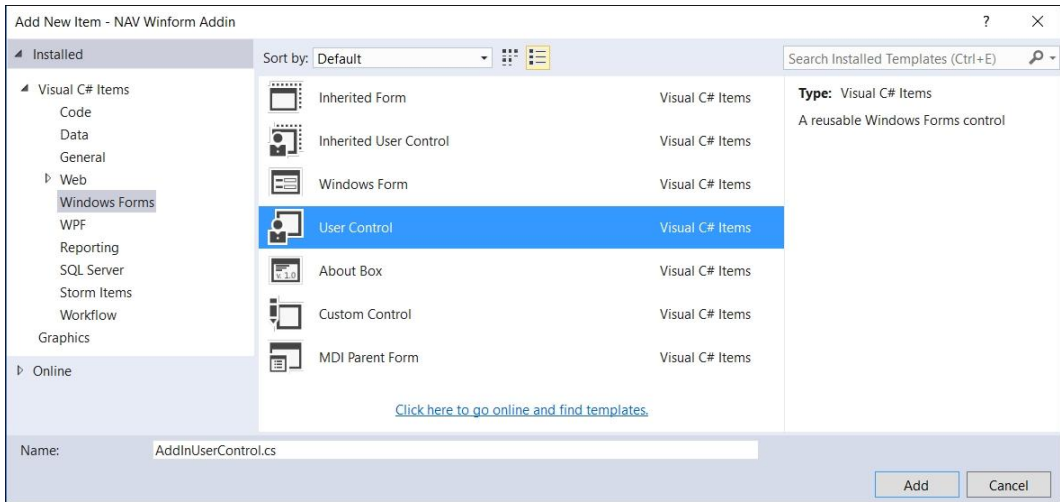
OK Cancel

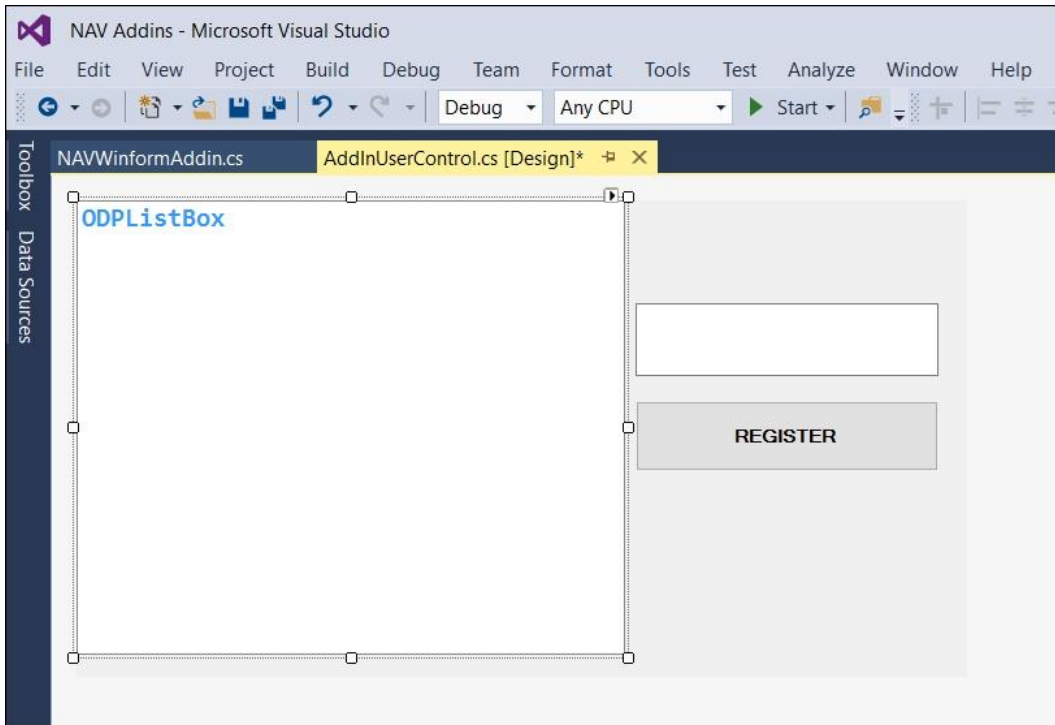
Chapter 6: Extending NAV Pages with Control Add-ins











```

Developer Command Prompt for VS2015

C:\Users\stefano\OneDrive\Packt\Building ERP Solutions with NAV (Stefano B06043)\Chapter_06\NAV Addins\NAV Buttons\bin\Debug\SN.exe -T DynamicsNAVButtonPanel.dll

Utilità Nome sicuro di Microsoft (R) .NET Framework Versione 4.0.30319.0
Copyright (c) Microsoft Corporation. Tutti i diritti riservati.

Il token della chiave pubblica è 48f3911b65e24838
  
```

The screenshot shows a Windows File Explorer window titled 'Buttons'. The address bar indicates the path: 'Programmi (x86) > Microsoft Dynamics NAV > 90 > RoleTailored Client > Add-ins > Buttons'. The search bar contains 'Cerca Buttons'. The main area displays a list of files with columns for 'Nome', 'Ultima modifica', 'Tipo', and 'Dimensione'.

Nome	Ultima modifica	Tipo	Dimensione
DynamicsNAVButtonPanel.dll	02/11/2016 15:11	Estensione dell'applicazione	8 KB
DynamicsNAVButtonPanel	12/07/2016 09:10	Program Debug Data	14 KB
Microsoft.Dynamics.Framework.UI.Extensibili...	16/09/2015 00:34	Estensione dell'applicazione	24 KB

Object Designer

Type	ID	Name	Modific...	Lista versioni	Data	Ora	Compiled	Bloccato	Bloccato da
Table	2000000053	Access Control			25/05/05	12:00:00	✓		
Page	2000000065	Send-To Program			16/09/15	12:00:00	✓		
Report	2000000066	Style Sheet			16/09/15	12:00:00	✓		
Codeunit	2000000067	User Default Style Sheet			16/09/15	12:00:00	✓		
Codeunit	2000000068	Record Link			16/09/15	12:00:00	✓		
Query	2000000069	Add-in			16/09/15	12:00:00	✓		
XMLport	2000000071	Object Metadata			16/09/15	12:00:00	✓		
XMLport	2000000072	Profile			01/09/16	12:03:38	✓		
MenuSuite	2000000073	User Personalization			16/09/15	12:00:00	✓		
MenuSuite	2000000074	Profile Metadata			01/09/16	12:03:38	✓		
MenuSuite	2000000075	User Metadata			01/09/16	12:03:38	✓		
MenuSuite	2000000076	Web Service			01/09/16	12:03:38	✓		
MenuSuite	2000000078	Chart			16/09/15	12:00:00	✓		
MenuSuite	2000000079	Object Tracking			16/09/15	12:00:00	✓		

New Design Run ?

New - Add-in

HOME CRONU

New View List Edit List Delete Refresh Find

New Manage Page

Add-in ▾ Type to filter (F3) Add-in Name

Add-in Name	Public Key Token	Version	Category	Description
EID.NAVButtonAddin	48f3911b65e24838		DotNet Control Add-in	NAV Button Controls Add-In

Page 0 - Page Designer

E.	Type	SubType	SourceExpr	Name	Caption
	Container	ContentArea		MONITOR	<MONITOR>
▶	Field			Monitor	<Monitor>

Monitor - Properties

Property	Value
LookupPageID	<Undefined>
Lookup	<Undefined>
DrillDown	<Undefined>
AssistEdit	<Undefined>
ClosingDates	<No>
Numeric	<No>
RowSpan	<Undefined>
ColumnSpan	<Undefined>
DateFormula	<No>
ControlAddIn	EID_NAVButtonAddin;PublicKeyToken=48f3911b65e24838

```
27 | Monitor - OnValidate()  
28 |  
29 | Monitor - OnLookup(VAR Text : Text) : Boolean  
30 |  
31 | Monitor - OnDrillDown()  
32 |  
33 | Monitor - OnAssistEdit()  
34 |  
35 | Monitor - OnControlAddIn(Index : Integer;Data : Text)  
36 | MESSAGE('Returned data: ' + Data);  
37 |  
38 | OnLoadODP(sender : Variant;e : DotNet "NAVButtonAddin.ODPEventArgs")  
39 |  
40 |  
41 |  
42 | Monitor::AddInReady()  
43 |   ready:=TRUE;  
44 |  
45 | Monitor::LoadODP(sender : Variant;e : DotNet "NAVButtonAddin.ODPEventArgs")  
46 | IF ready THEN  
47 | BEGIN  
48 |  
49 |   OnLoadODP(sender,e);  
50 | END;  
51 |
```

View - MONITOR ADDIN

HOME CRONUS Italia S.p.A. ?

View OneNote Notes Links Refresh Clear Filter Page Go to

Manage Show Attached

MONITOR ADDIN

ODP16 /001	ODP16 /002	ODP16 /003
ODP16 /004	ODP16 /005	ODP16 /006
ODP16 /008	ODP16 /011	ODP16 /023

GET DATA

Close

View - MONITOR ADDIN

HOME CRONUS Italia S.p.A. ?

View OneNote Notes Links Refresh Clear Filter Page Go to

Manage Show Attached

MONITOR ADDIN

ODP16/001	ODP16/002	ODP16/003
ODP16/004	ODP16/005	ODP16/006
ODP16/008	ODP16/011	ODP16/023

Microsoft Dynamics NAV

i Messaggio pulsante: ODP16/006

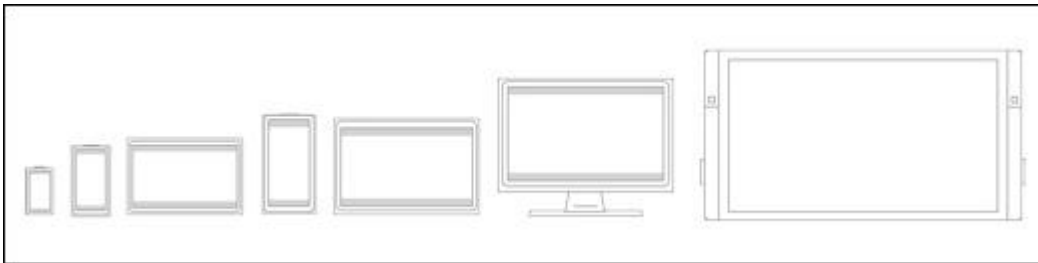
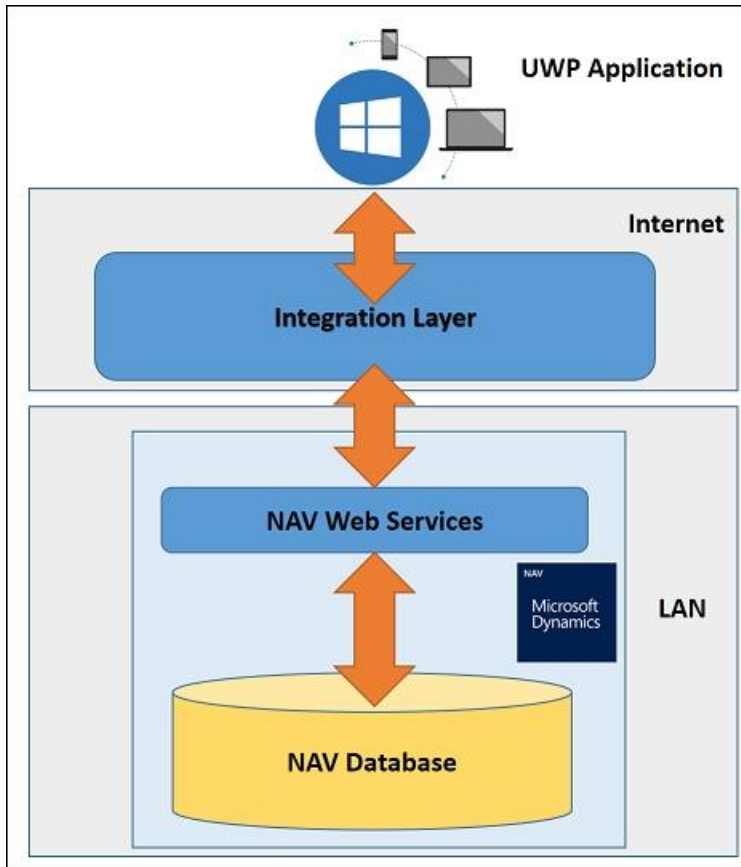
OK

GET DATA

Close

Chapter 7: Programming Universal Windows Apps with NAV and Devices





New - Web Services

HOME ACTIONS

New View List Edit List Delete Reload OneNote Notes Links Refresh Clear Filter Find

New List Manage Process Show Attached Page

Web Services

Object Type	Object ID	Object Name	Service Name	All Tenants	Published
Codeunit	50000	RegisterMissionTicket	RegisterMissionTicket	<input checked="" type="checkbox"/>	<input checked="" type="checkbox"/>

Query 50000 Active Missions - Query Designer

E.	Type	Data Source	Name	Method Type	Method	Group...
▶	DataItem	Mission	<Mission>			
	Column	Mission ID	<Mission_ID>	None		
	Column	Description	<Description>	None		
	Column	Destination Address	<Destination_Address>	None		
	Column	Assigned Courier	<Assigned_Courier>	None		

Mission - Properties

Property	Value
ID	1101340000
Indentation	<0>
Name	<Mission>
Description	<>
DataItemTable	Mission
DataItemLink	<Undefined>
DataItemLinkType	<Use Default Values if No Match>
DataItemTableFilter	Closed=CONST(No)

New ASP.NET Project - NAVUWP

Select a template:

ASP.NET 4.5 Templates

Empty Web Forms MVC **Web API** Single Page Application

Azure API App Azure Mobile App Azure Mobile Service

ASP.NET 5 Templates

Empty Web API Web Application

A project template for creating RESTful HTTP services that can reach a broad range of clients including browsers and mobile devices.

[Learn more](#)

Change Authentication

Authentication: **Individual User Accounts**

Microsoft Azure

Host in the cloud

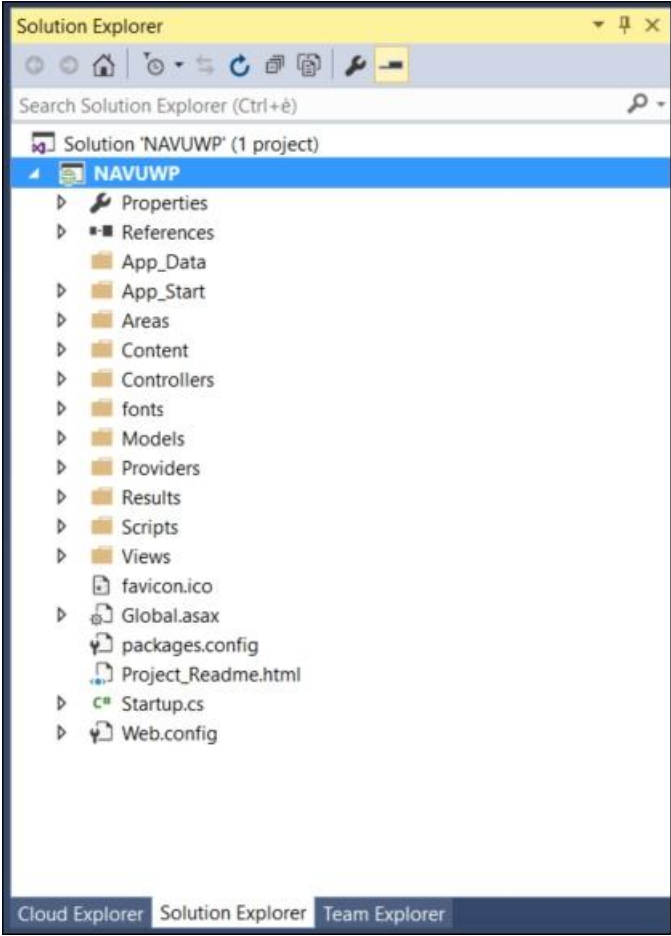
Add folders and core references for:

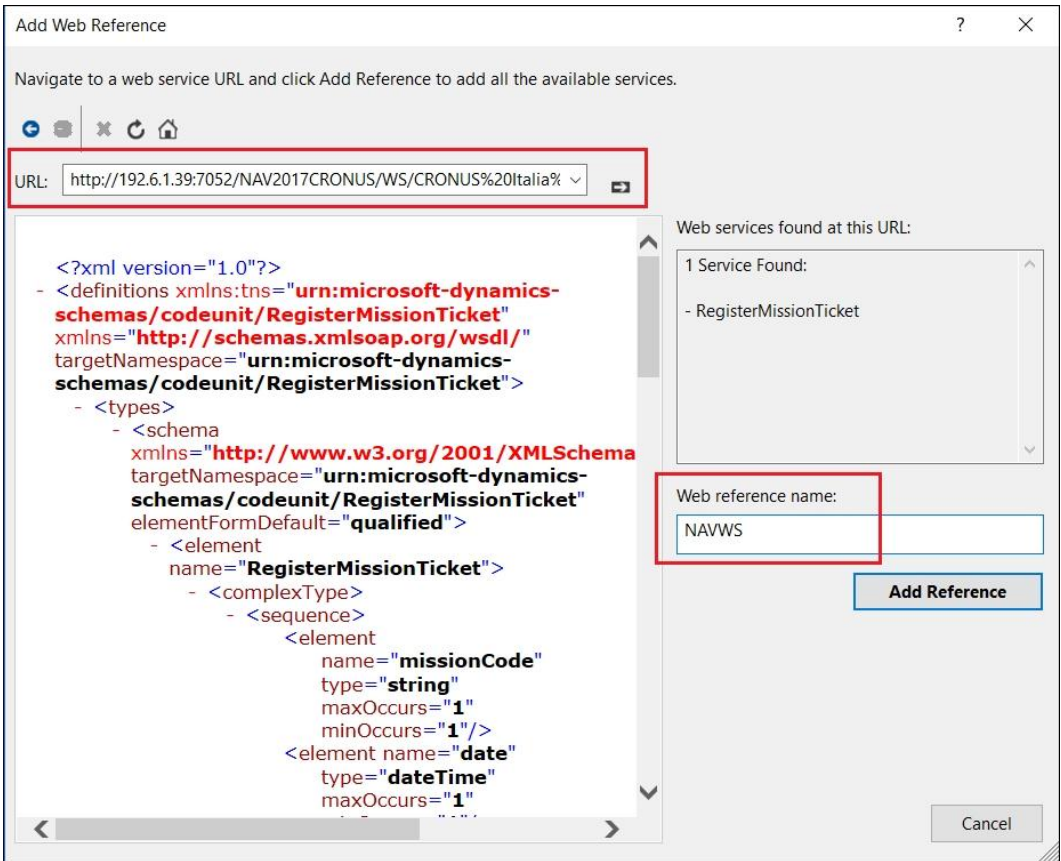
Web Forms MVC Web API

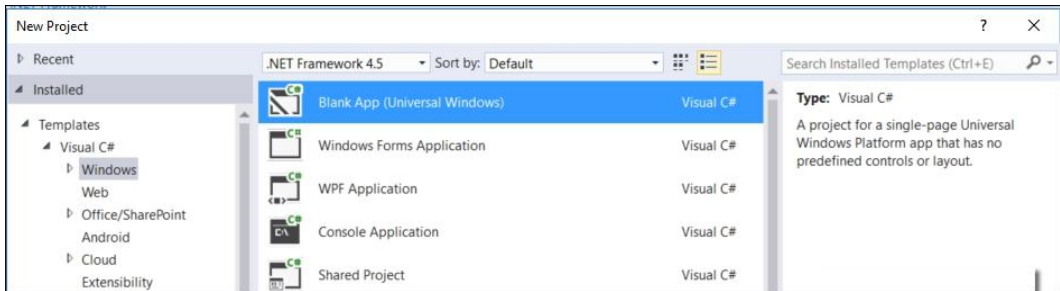
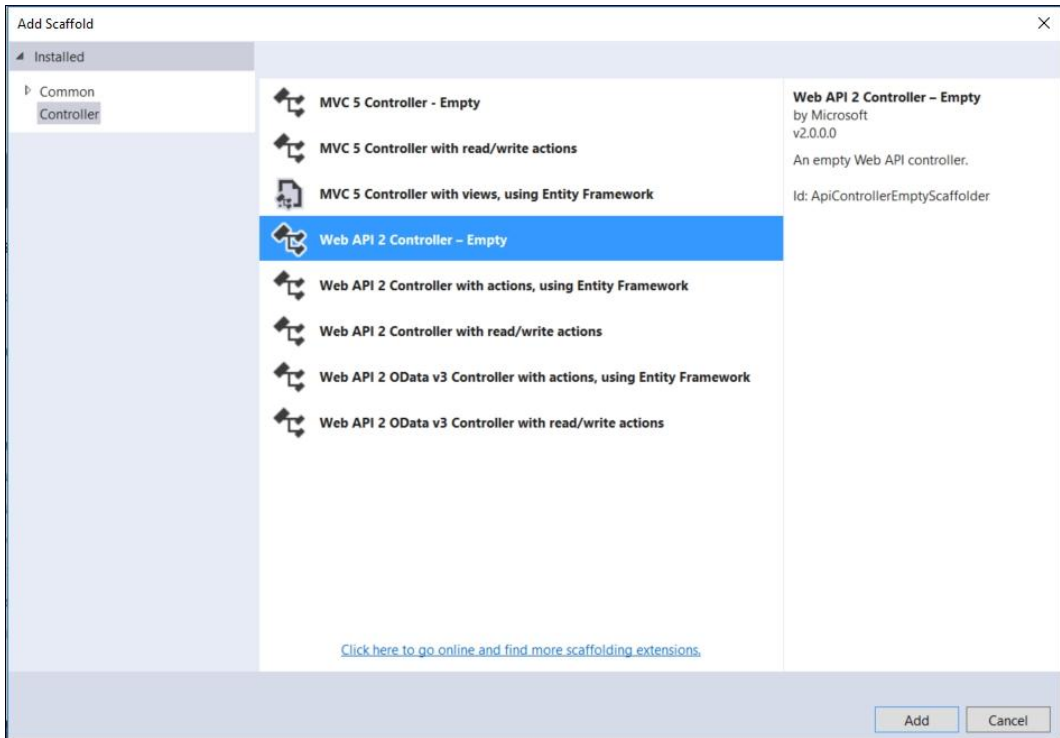
Add unit tests

Test project name: NAVUWP.Tests

OK Cancel







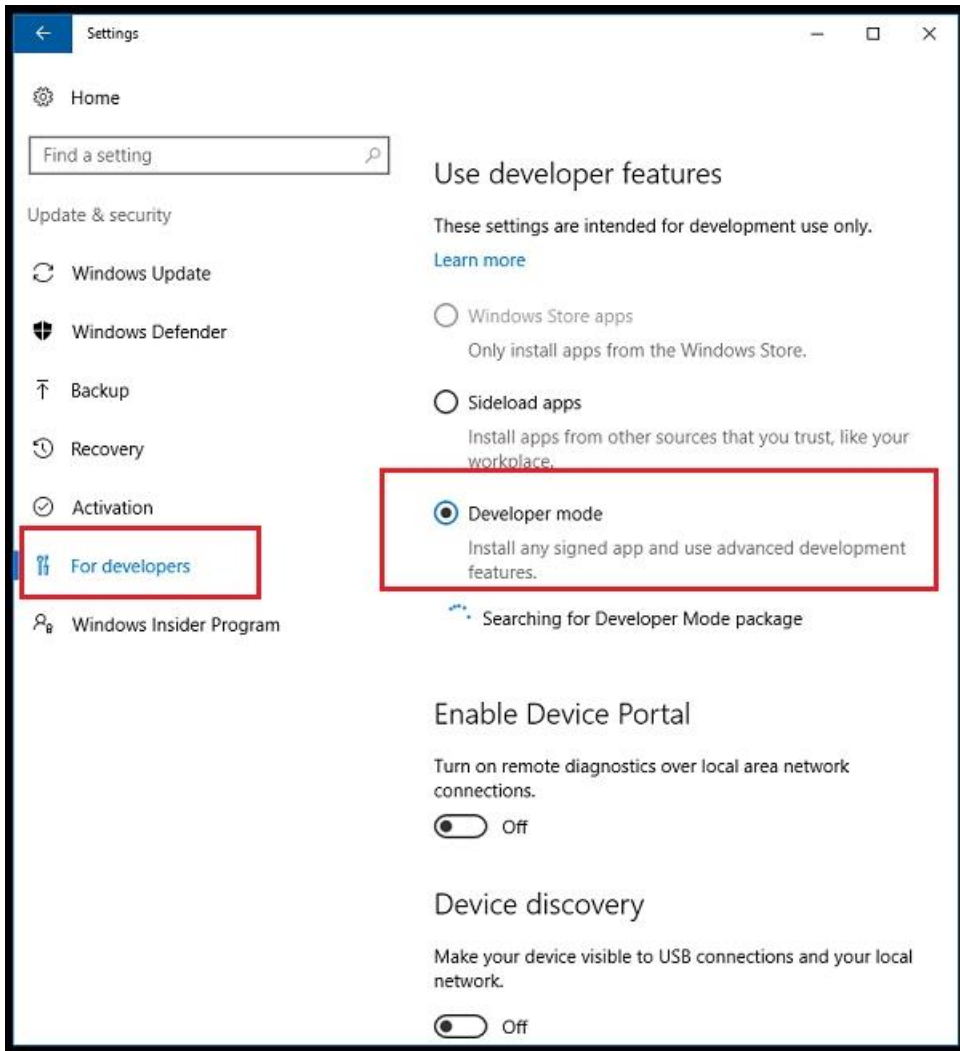
New Universal Windows Project ✕

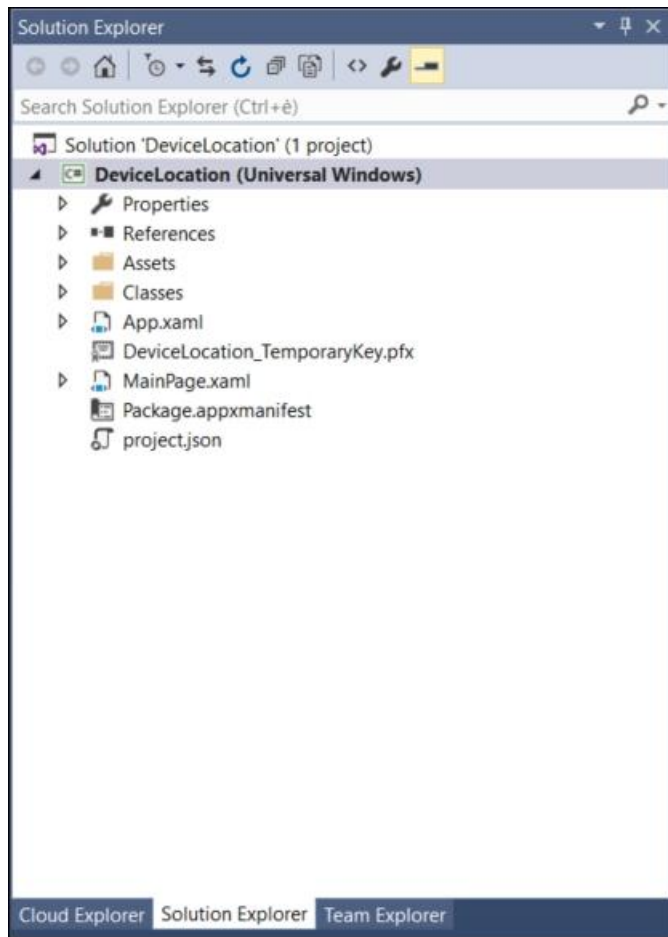
Choose the target and minimum platform versions that your Universal Windows application will support.

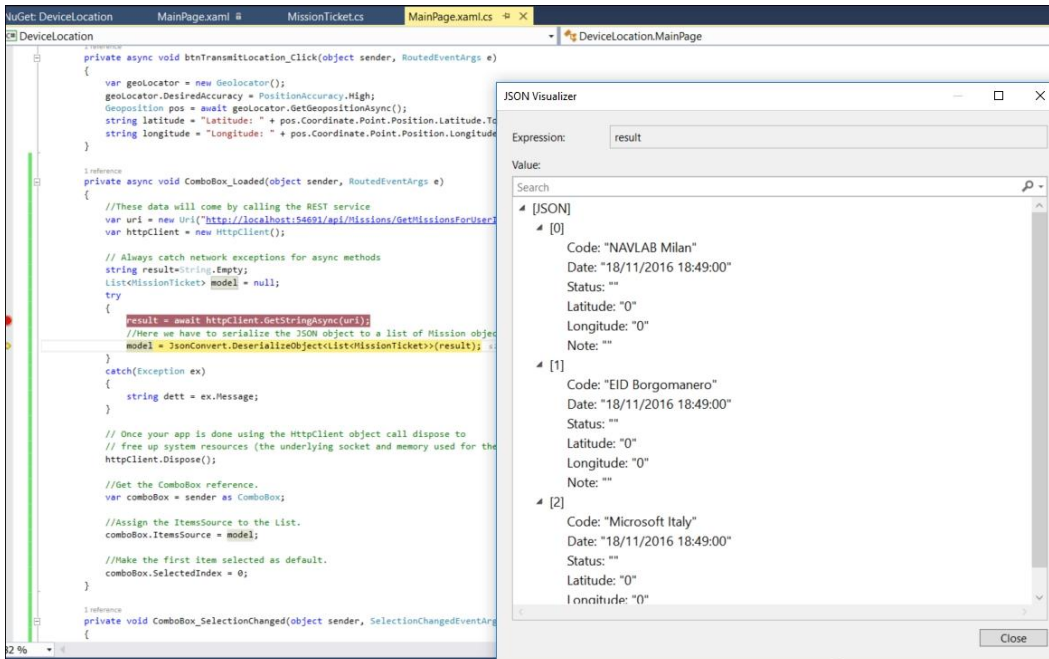
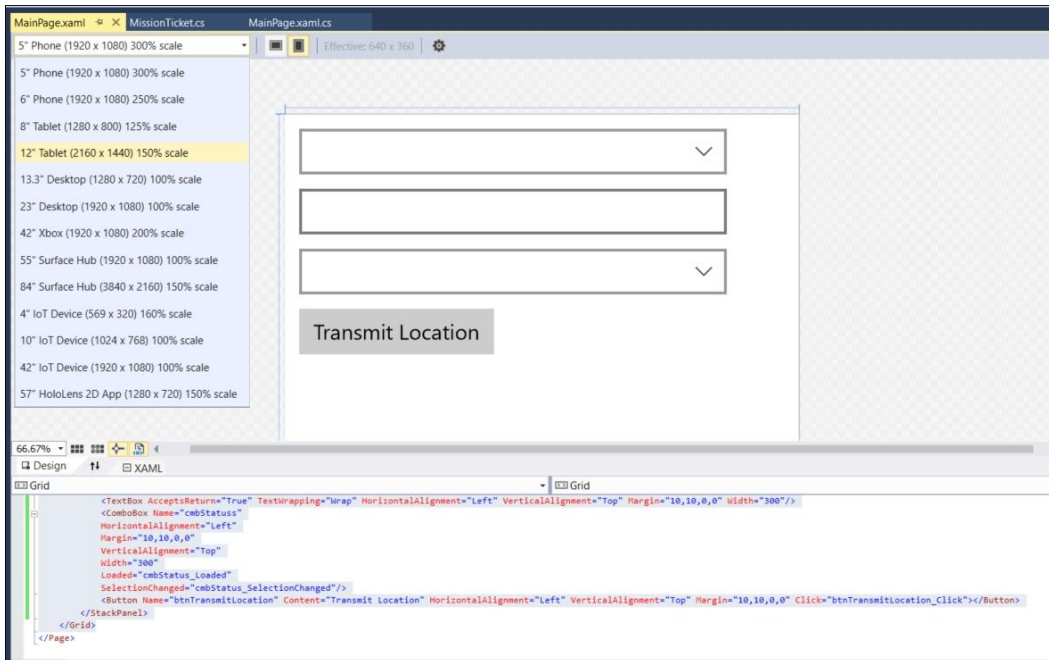
Target Version ▾

Minimum Version ▾

Which version should I choose?







NuGet - Solution Package.appxmanifest MainPage.xaml MissionTicket.cs MainPage.xaml.cs

Browse Installed Updates 1 Consolidate

Search (Ctrl+E) Include prerelease Package source: nuget.org

Newtonsoft.Json by James Newton-King, **47M** downloads v9.0.1
Json.NET is a popular high-performance JSON framework for .NET

NUnit by Charlie Poole, **7,98M** downloads v3.6.0
NUnit is a unit-testing framework for all .NET languages with a strong TDD focus.

Newtonsoft.Json

Version(s) - 1

Project ^	Version
<input type="checkbox"/> DeviceLocation	9.0.1

Package.appxmanifest* App.xaml.cs

The properties of the deployment package for your app are contained in the app manifest file. You can use the Manifest Designer to set or modify one or more of the properties.

Application Visual Assets **Capabilities** Declarations Content URIs Packaging

Use this page to specify system features or devices that your app can use.

Capabilities:

- AllJoyn
- Appointments
- Background Media Playback
- Blocked Chat Messages
- Bluetooth
- Chat Message Access
- Code Generation
- Contacts
- Enterprise Authentication
- Internet (Client & Server)
- Internet (Client)
- Location
- Microphone
- Music Library
- Objects 3D
- Phone Call

Description:

Provides access to the current location, which is obtained from dedicated hardware like a GPS sensor in the PC or derived from available network information.

[More information](#)

Vuoi consentire a DeviceLocation di accedere alla funzionalità posizione esatta?

Vuoi consentire a DeviceLocation di accedere alla funzionalità posizione esatta?

Per modificare questa impostazione in seguito, vai all'app Impostazioni.

Sì

No

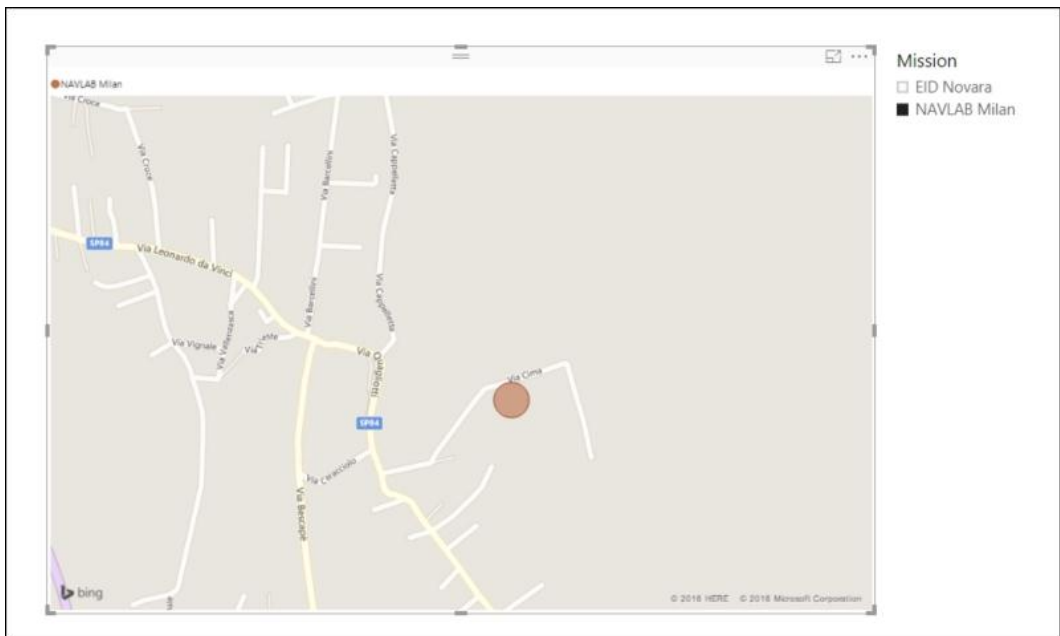
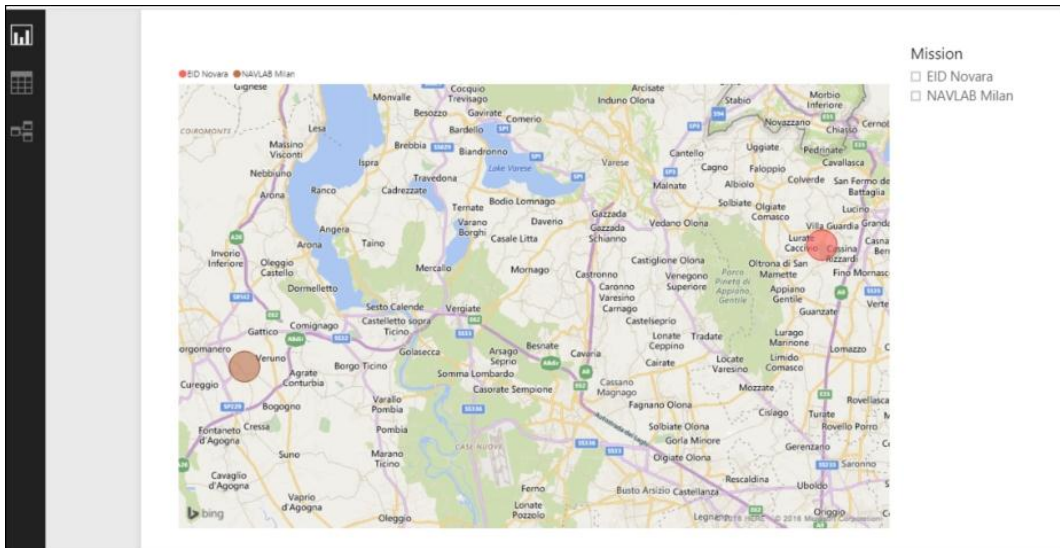
The screenshot displays the Visual Studio IDE with the following components:

- Code Editor:** Shows the `DeviceLocation` class in `MainPage.xaml.cs`. The `btnTransmitLocation_Click` method is highlighted, showing the logic for sending location data to a web service. Key lines include:

```
var geolocator = new Geolocator();
geolocator.DesiredAccuracy = PositionAccuracy.High;
Geoposition pos = await geolocator.GetGeopositionAsync();
string latitude = "Latitude: " + pos.Coordinate.Point.Position.Latitude.ToString();
string longitude = "Longitude: " + pos.Coordinate.Point.Position.Longitude.ToString();

MissionTicket mission = new MissionTicket();
mission.Code = ((MissionTicket)comboBoxMissions.SelectedItem).Code;
mission.Status = (string)comboBoxStatus.SelectedItem;
mission.Latitude = pos.Coordinate.Point.Position.Latitude;
mission.Longitude = pos.Coordinate.Point.Position.Longitude;
mission.Note = txtNote.Text;
try
{
    //Makes an HTTP POST to the WEB API service
    var httpClient = new HttpClient();
    var uri = new Uri("http://localhost:54691/api/Missions/AddMission");
    var json = JsonConvert.SerializeObject(mission);
    var response = await httpClient.PostAsync(uri, new StringContent(json, Encoding.UTF8));
    response.EnsureSuccessStatusCode();
}
catch (Exception ex)
{
    //Handle exception here...
}
```
- JSON Visualizer:** A floating window showing the JSON data being sent. The expression is `json`. The visualized JSON is:

```
{
  "Code": "NAVLAB Milan",
  "Date": "01/01/0001 00:00:00",
  "Status": "Started",
  "Note": "",
  "Latitude": "45.68803",
  "Longitude": "8.50143"
}
```





NuGet - Solution - MainPage.xaml.cs MainPage.xaml*

Browse Installed Updates 1 Consolidate

Package source: nuget.org

microsoft.band Include prerelease

Package Name	Author	Downloads	Version
Microsoft.Band	Microsoft Corporation	19K	v1.3.20628
Microsoft.Band.WindowsRuntime	Phillip Hoff	452	v1.3.0
Xamarin.Microsoft.Band	Xamarin Inc.	3.5K	v1.3.10.1
Xamarin.Microsoft.Band.Native	Xamarin Inc.	3.03K	v1.3.10.1

Each package is licensed to you by its owner. NuGet is not responsible for, nor does it grant any licenses to, third-party packages.

Do not show this again

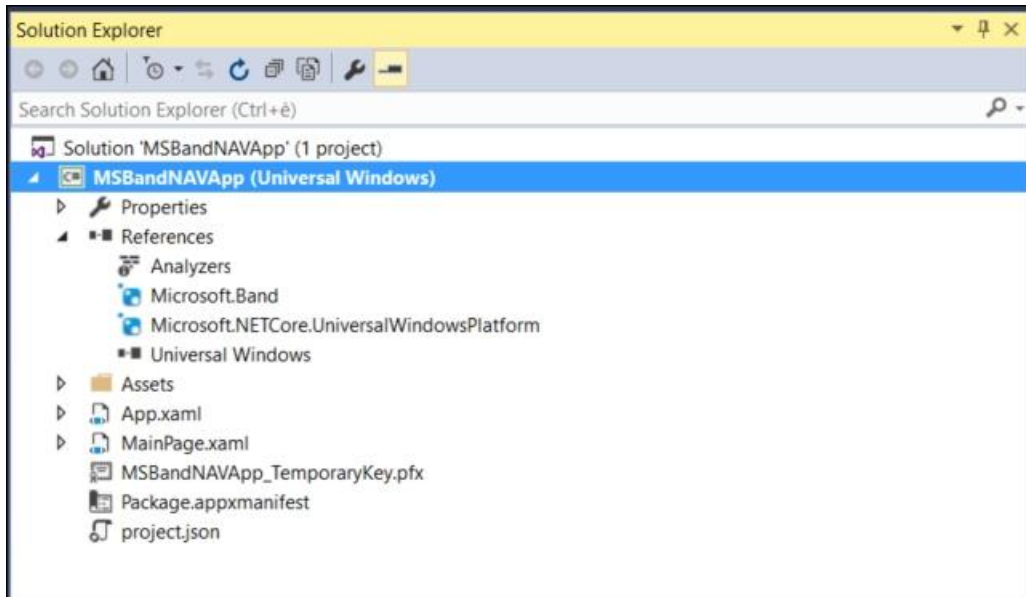
Microsoft.Band

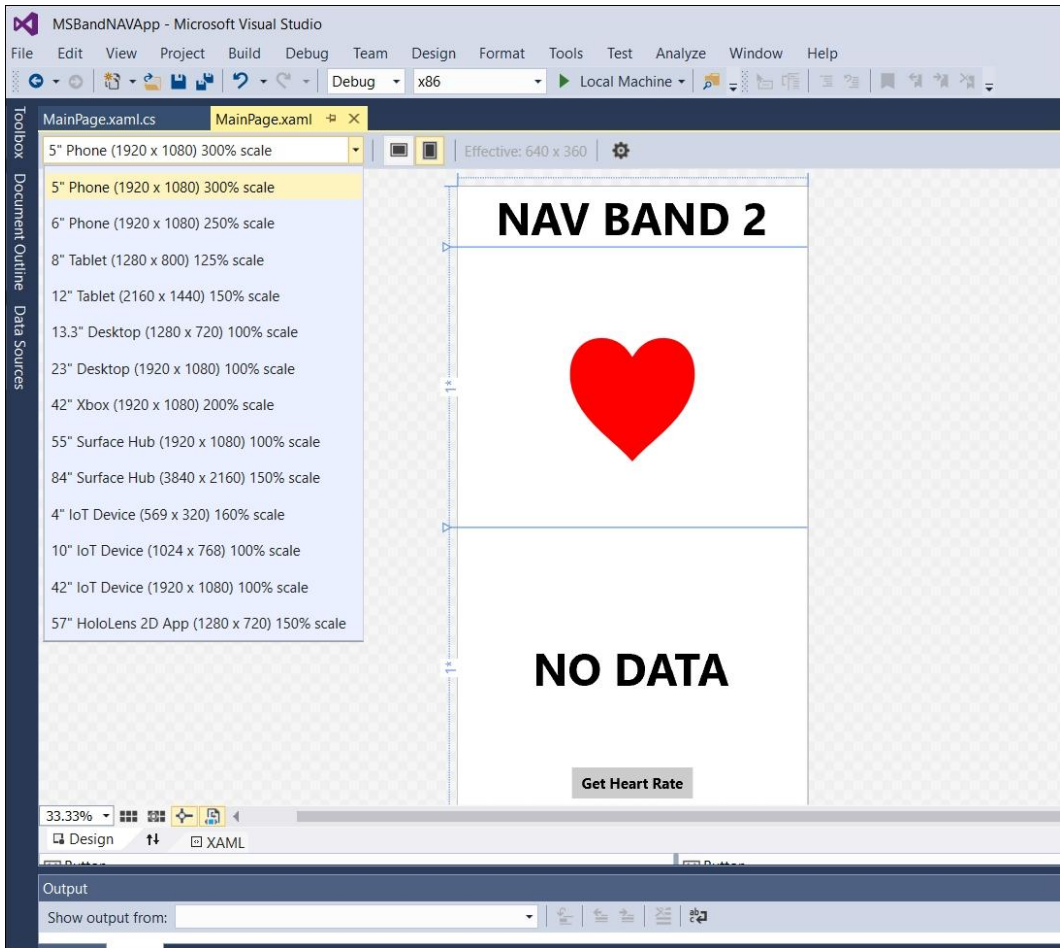
Version(s) - 0

Project	Version
<input checked="" type="checkbox"/>	Project ^
<input checked="" type="checkbox"/>	MSBandNAVApp

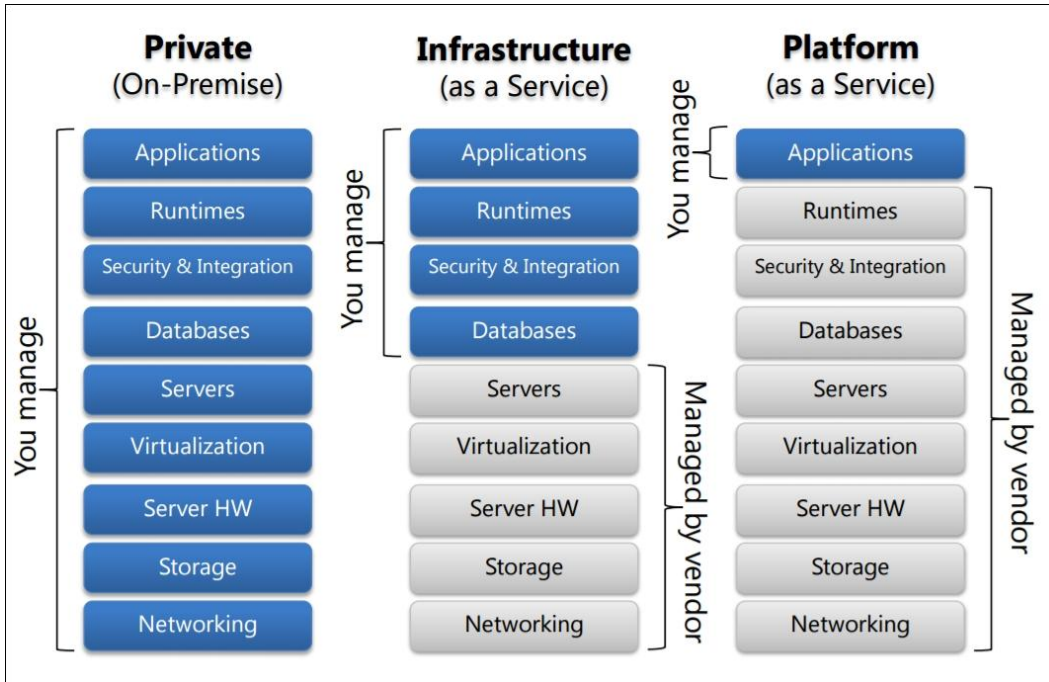
Installed: not installed

Version: Latest stable 1.3.20628





Chapter 8: Exploring Microsoft Azure and its Services



portal.azure.com/#dashboard/private/40f5a33e-b759-44b0-8ff4-

Microsoft Azure

demiliani@hotmail.it
EID AZURE


Dashboard

All resources
ALL SUBSCRIPTIONS

- NAVSBQueue-ns
- Azure-VNet01
- eidazureauto

[See More](#)

Service health
MY RESOURCES



Marketplace

Discover, purchase, and manage add-ons and services from Microsoft partners

What's new

Feedback

Azure classic portal

- New
- All resources
- Resource groups
- App Services
- SQL databases
- SQL data warehouses
- NoSQL (DocumentDB)
- Virtual machines
- Load balancers
- Storage accounts
- Virtual networks
- Azure Active Directory
- Monitor
- Azure Advisor
- Security Center
- Billing

Microsoft Azure Resource groups

Directory predefinita

+ Add Columns Refresh

Subscriptions: (Disabled) Versione di valutazione gratuita – Don't see a subscription? [Switch directories](#)

Filter items...

NAME	SUBSCRIPTION	LOCATION
Default-ServiceBus-WestEurope		West Europe
NAVAzureResourceGroup		West Europe

Microsoft Azure All resources

Directory predefinita

+ Add Columns Refresh

Subscriptions: (Disabled) Versione di valutazione gratuita – Don't see a subscription? [Switch directories](#)

Filter items...

NAME	TYPE	RESOURCE GROUP	LOCATION	SUBSCRIPTION
NAVAzureCloudService	Servizio cloud (versione...	NAVAzureResourceGro...	West Europe	
NAVSBQueue-ns	Service Bus	Default-ServiceBus-We...	West Europe	
stefanonavcloudstorage	Account di archiviazione...	NAVAzureResourceGro...	West Europe	



Resource group

Create an empty resource group

* Resource group name

* Subscription

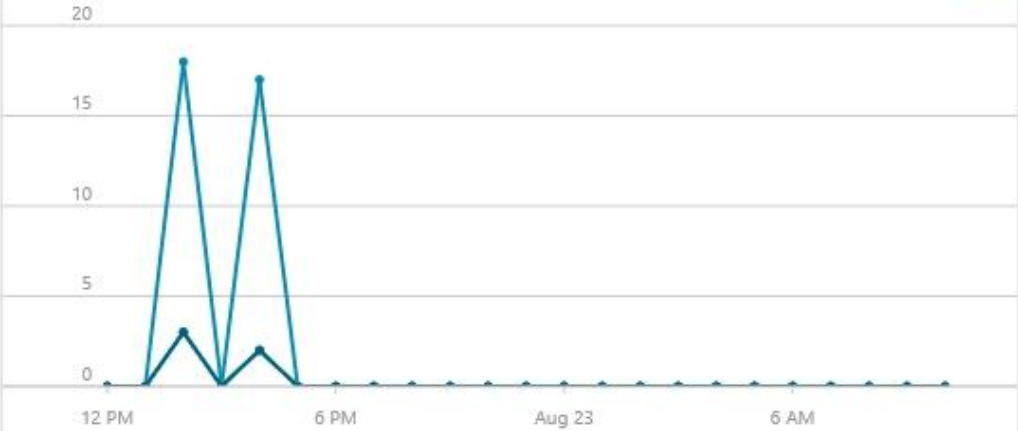
* Resource group location

Monitoring

Add tiles (+)

Total requests

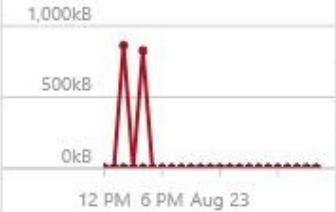
Edit



BLOB 5 | TABLE 35 | QUEUE 5 | FILE 5

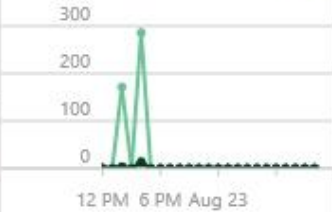
Total egress

Edit



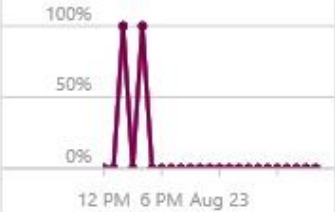
Average E2E latency

Edit

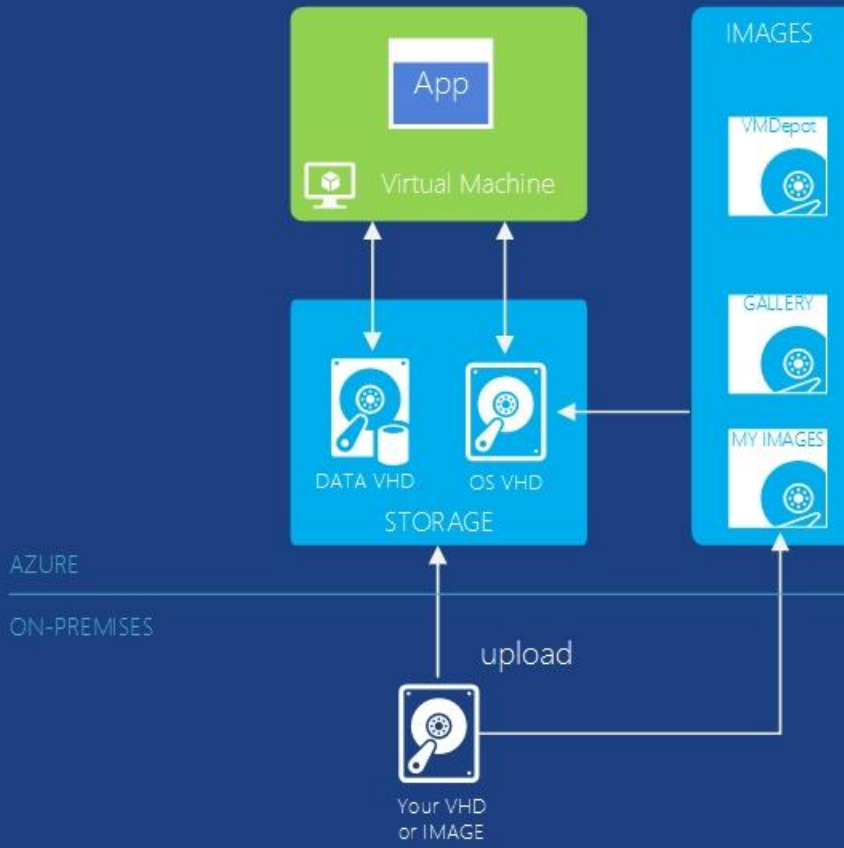


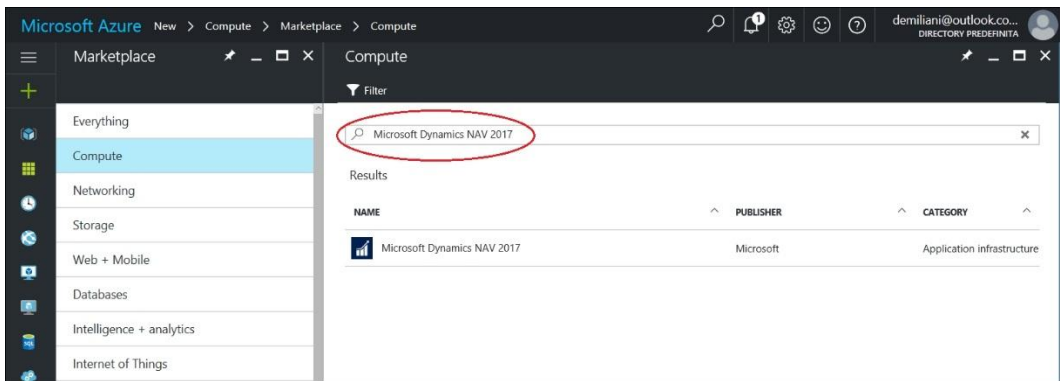
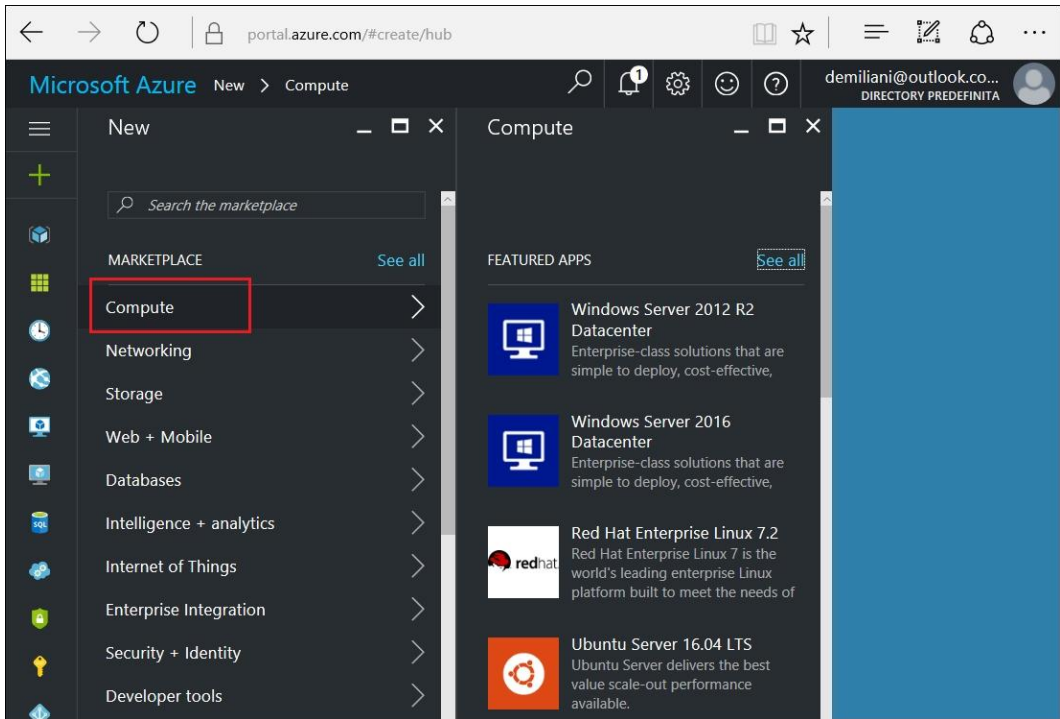
Success percentage

Edit



Virtual Machines





Compute > Microsoft Dynamics NAV 2017

Microsoft Dynamics NAV 2017

Microsoft Dynamics NAV is a business solution from Microsoft that is quick to implement, easy to use, and that has the power to support your ambitions for your business. This image contains a pre-configured demonstration installation of Microsoft Dynamics NAV that you can reconfigure for production purposes, or extend to a stunning demonstration environment that is integrated with Office 365 and other Microsoft products in just a few clicks.

Legal Terms

By clicking the Create button, I acknowledge that I am getting this software from Microsoft and that the [legal terms](#) of Microsoft apply to it. Microsoft does not provide rights for third-party software. Also see the [privacy statement](#) from Microsoft.

[Twitter](#) [Facebook](#) [LinkedIn](#) [YouTube](#) [Google+](#) [Email](#)

PUBLISHER: Microsoft

USEFUL LINKS: [Learn more](#), [Take a test drive](#), [Pricing details](#)

Select a deployment model ●
Resource Manager

Create

Basics



* Name

NAV2017VM



VM disk type ⓘ

SSD



* User name

demiliani



* Password

●●●●●●●●●●●●●●●●



* Confirm password

●●●●●●●●●●●●●●●●



Subscription

* Resource group ⓘ



Create new



Use existing

NAVazureResourceGroup

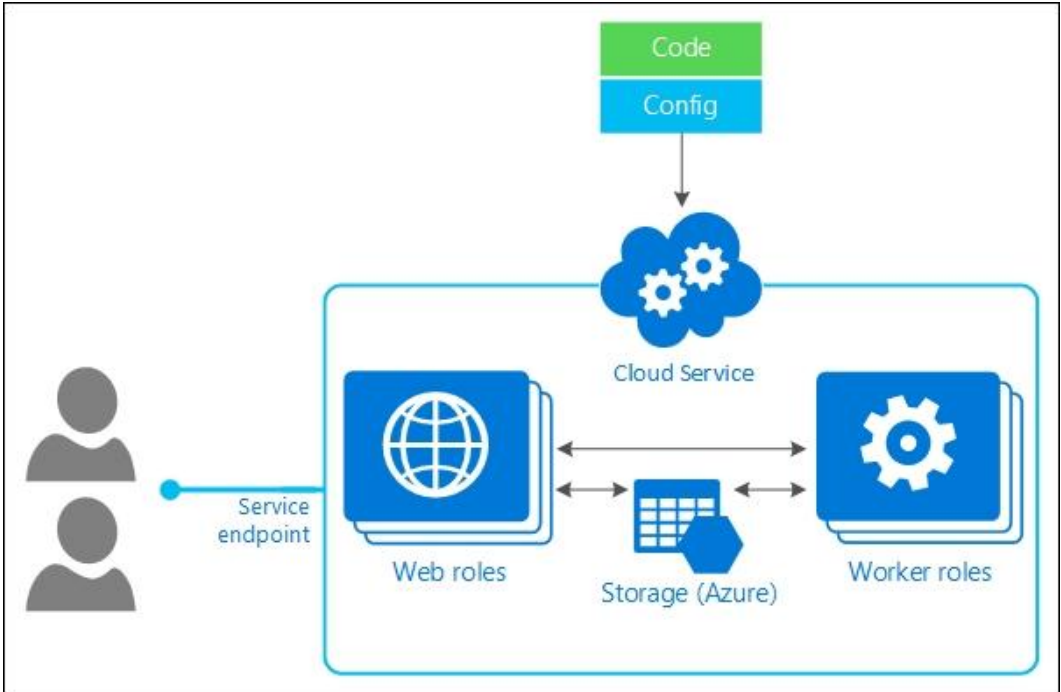
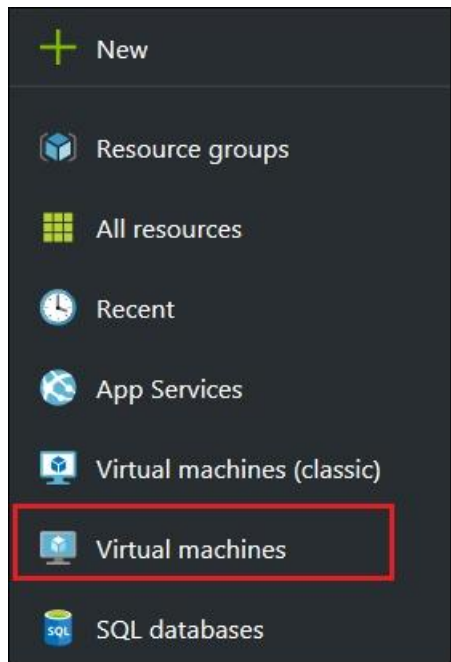


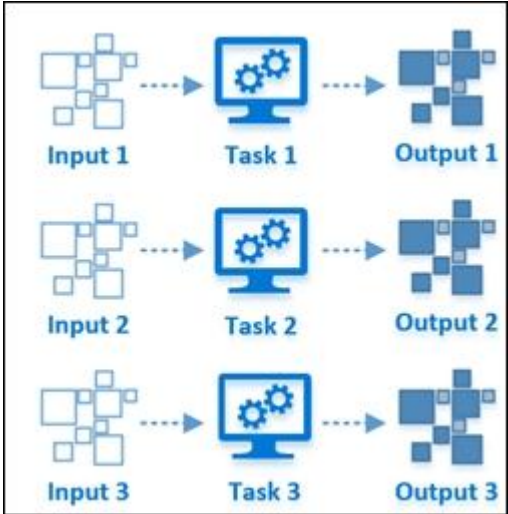
Location

West Europe



OK





portal.azure.com/#create/hub

Microsoft Azure New > Compute demiliani@outlook.co...
DIRECTORY PREDEFINITA

New

Search the marketplace

MARKETPLACE See all

- Compute >
- Networking >
- Storage >
- Web + Mobile >
- Databases >
- Intelligence + analytics >
- Internet of Things >
- Enterprise Integration >
- Security + Identity >

Compute

management of containerized

Container Registry (preview)
Manage a Docker private registry as a first-class Azure resource.
PREVIEW

Function App
Write any function in minutes – whether to run a simple job that cleans up a database or build a

Batch Service
Azure Batch provides job scheduling and resource management for HPC applications.

Service Fabric Cluster
Create a customized Service Fabric cluster to host your service fabric micro services.

New Batch account

Provide basic Batch account info

* Account name ⓘ

cloudbatch ✓

.westeurope.batch.azure.com

* Subscription

* Resource group ⓘ

Create new Use existing

NAVAzureResourceGroup ▾

* Location

West Europe ▾

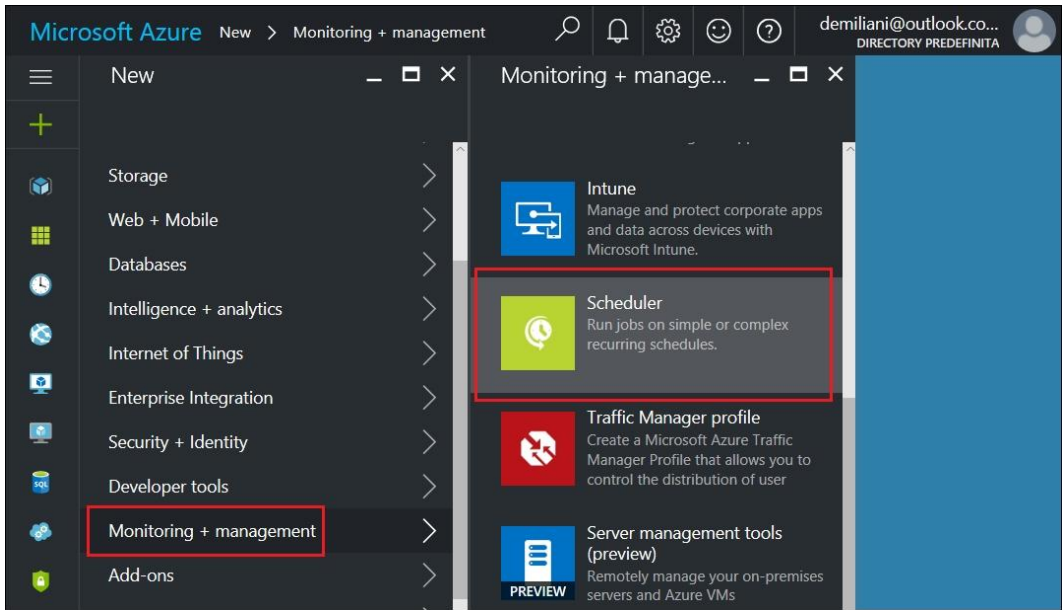
Storage account ⓘ

Select a storage account >

Pin to dashboard

Create

[Automation options](#)



Action settings

Action:

Method:

* Url:

Headers:

Name	Value

Optional settings:

Authentication settings:

Retry policy:

Schedule

Recurrence: Once Recurring

Start:

UTC offset:

Recur every:

End: End by Never Occurrences

UTC offset:

+ New

All resources

Resource groups

More services >

Search the marketplace

MARKETPLACE See all

Compute >

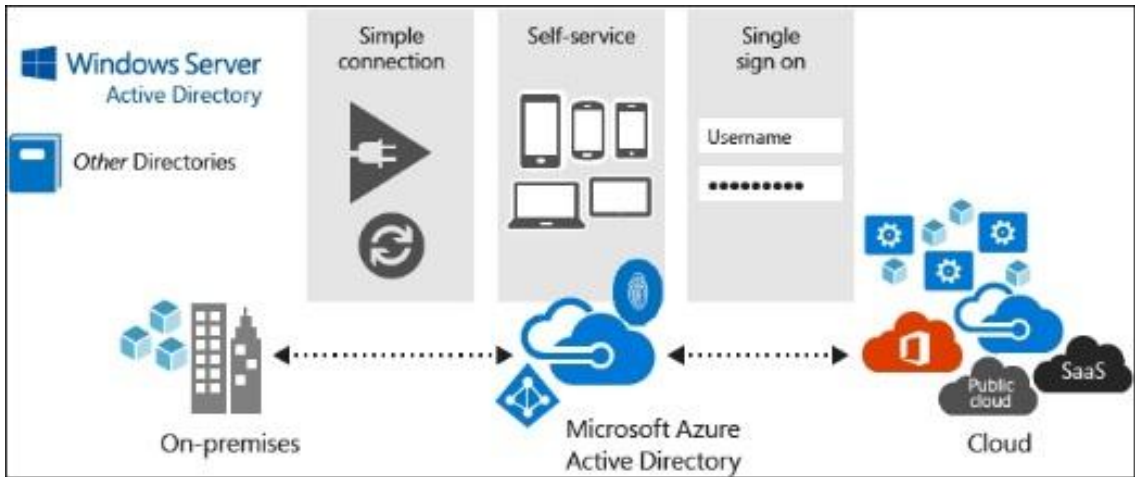
Networking >

Storage >

FEATURED APPS See all

<...> **Virtual network**

Create a logically isolated section in Microsoft Azure and securely connect it outward.



HOME		ACTIONS	
Show as List	Show as Chart	Refresh	Clear Filter
View		Page	
Find			
Departments	Name		Status
▸ Financial Management	Migrate business data		Not Completed
▸ Sales & Marketing	Set up Cash Flow Forecast		Not Completed
▸ Purchasing	Set up approval workflows		Not Completed
▸ Warehouse	Set up a customer approval workflow		Not Completed
▸ Manufacturing	Set up email		Not Completed
Jobs	Set up Email Logging		Not Completed
Resource Planning	Set up Outlook for Financials		Not Completed
▸ Service	Set up reporting		Not Completed
Human Resources	Set up an item approval workflow		Not Completed
▸ Administration	Set up Azure Active Directory		Not Completed
▸ IT Administration	Set up a payment approval workflow		Not Completed
▸ Application Setup	Set up Dynamics CRM connection		Not Completed
General			
Users			
▸ Financial Management			

Microsoft Azure « Storage

demiliani@outlook.co...
DIRECTORY PREDEFINITA

New



Search the marketplace

MARKETPLACE [See all](#)

- Compute >
- Networking >
- Storage >**
- Web + Mobile >
- Databases >

Storage

FEATURED APPS [See all](#)

-  **Storage account**
Use Blobs, Tables, Queues, and Files for reliable, economical cloud storage.
-  **Data Lake Store**
Hyper-scale repository for big data analytic workloads

Create storage account

The cost of your storage account depends on the usage and the options you choose below. [Learn more](#)

* Name ⓘ

eidstorageaccount
core.windows.net

Deployment model ⓘ

Account kind ⓘ

General purpose

Performance ⓘ

Replication ⓘ

Read-access geo-redundant storage (RA...)

* Storage service encryption ⓘ

* Subscription

* Resource group ⓘ

Create new Use existing

NAVAzureResourceGroup

Pin to dashboard

[Automation options](#)



Overview

Activity log

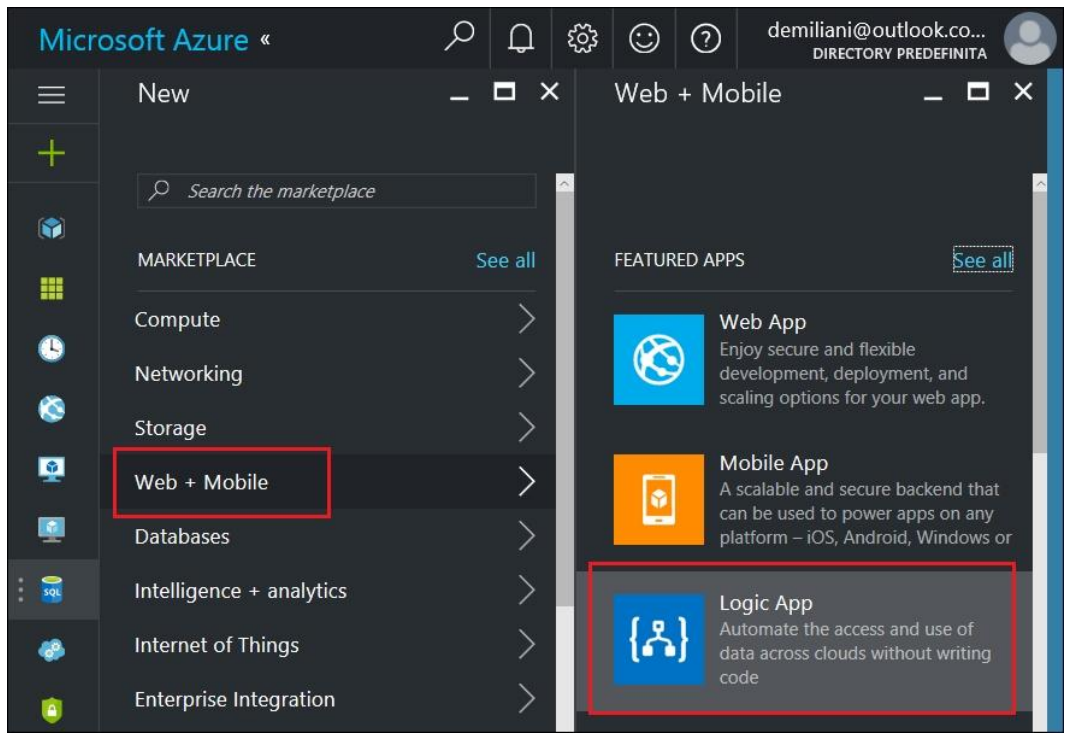
Access control (IAM)

Diagnose and solve problems

SETTINGS

Access keys

Configuration



Create logic app

Logic App

*** Name**
StefanoLogicApp ✓

*** Subscription**

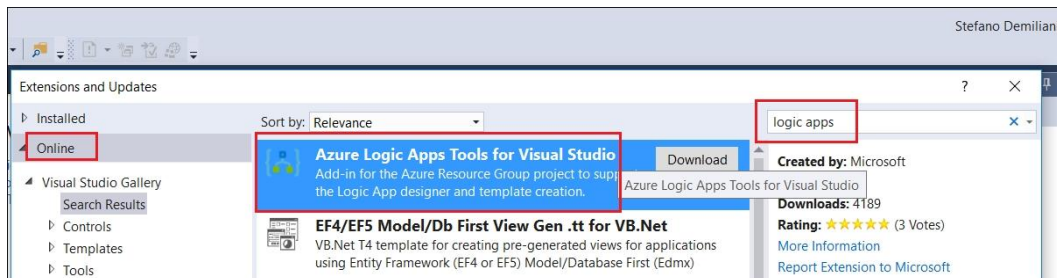
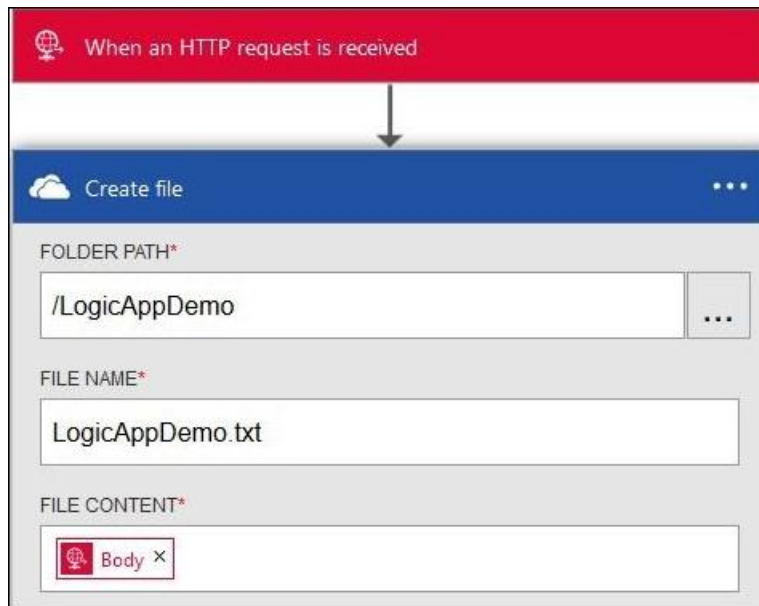
*** Resource group ⓘ**
 Create new Use existing
NAVAzureResourceGroup ▼

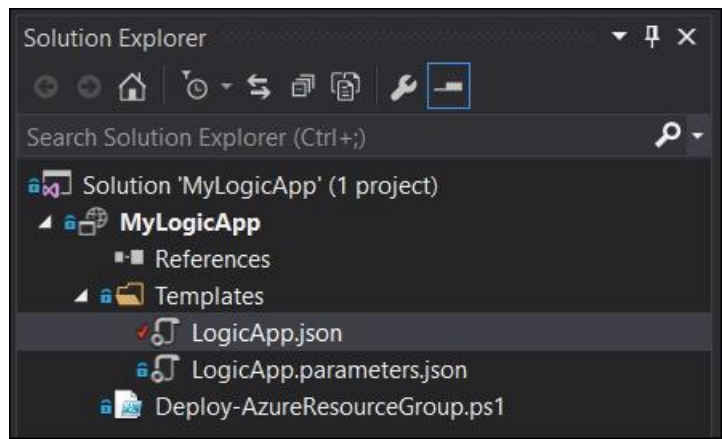
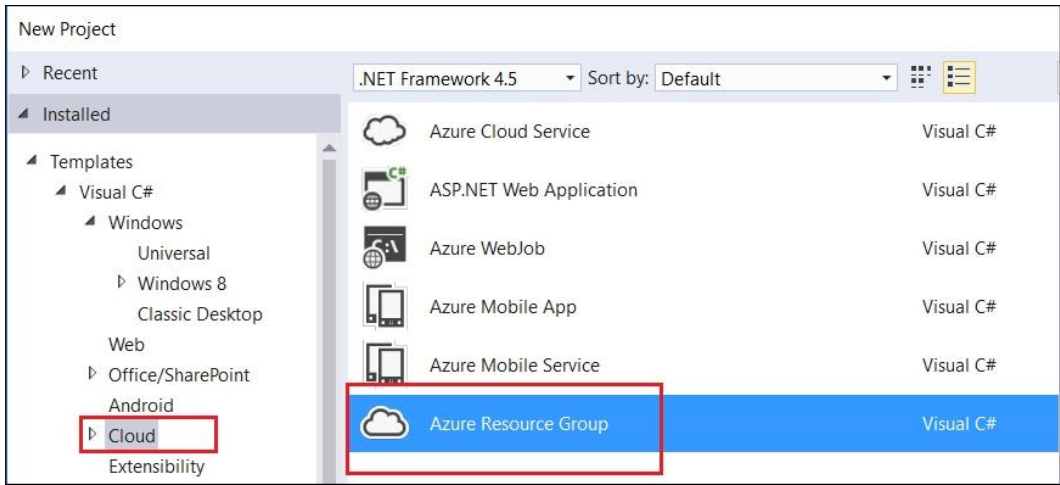
Location
West Europe ▼

i You can add triggers and actions t...
your Logic App after creation.

Pin to dashboard

[Create](#) [Automation options](#)





LogicApp.json

Recurrence

+ New step

Add an action

Add a condition

More

The image shows a screenshot of a Logic App editor window. At the top left, the tab is labeled 'LogicApp.json'. Below the tab, there is a dark blue header bar. In the center of the header bar, there is an orange button with a clock icon and the text 'Recurrence'. To the right of this button are three small white dots. Below the header bar, there is a large white area. In the center of this area, there is a white box with a blue border containing the text '+ New step'. Below this box, there are three blue buttons. The first button has a downward arrow icon and the text 'Add an action'. The second button has a downward arrow icon with a plus sign and the text 'Add a condition'. The third button has three dots and the text 'More'.




Microsoft Azure « demiliani@outlook.co...
DIRECTORY PREDEFINITA

New — □ × Databases — □ ×

MARKETPLACE [See all](#)

- Compute >
- Networking >
- Storage >
- Web + Mobile >
- Databases** >
- Intelligence + analytics >
- Internet of Things >
- Enterprise Integration >

FEATURED APPS [See all](#)

-  **SQL Database**
Scalable and managed relational database service for modern business-class apps.
-  **SQL Data Warehouse**
Fully elastic, managed, and parallelized relational database. Analyze and scale in seconds.
-  **SQL Elastic database pool**
Scalable and managed relational elastic database pool.

SQL Database



* Resource group ⓘ

Create new Use existing

* Select source ⓘ

- Blank database
- Sample (AdventureWorksLT)
- Backup server

Configure required settings >

Want to use SQL elastic pool? ⓘ

Yes Not now

* Pricing tier ⓘ

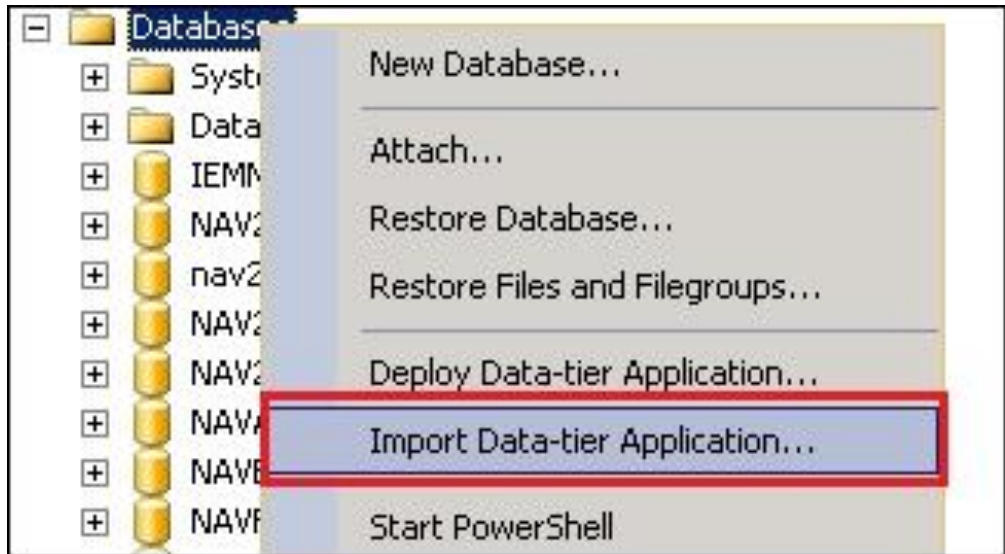
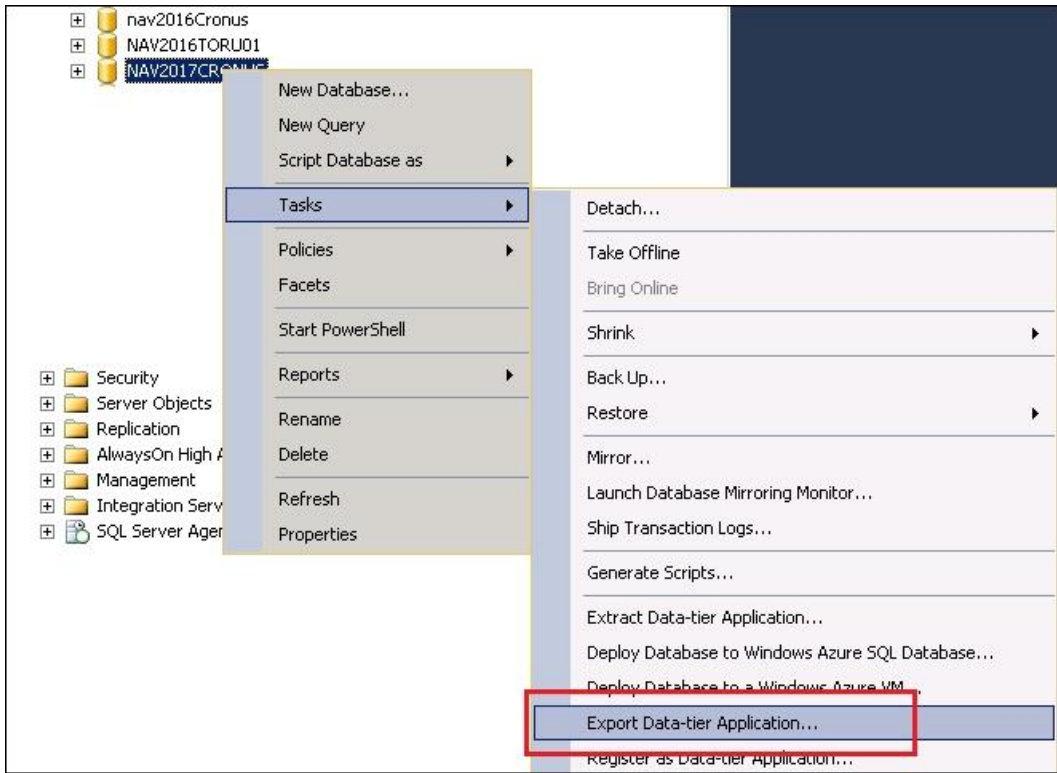
Configure required settings >

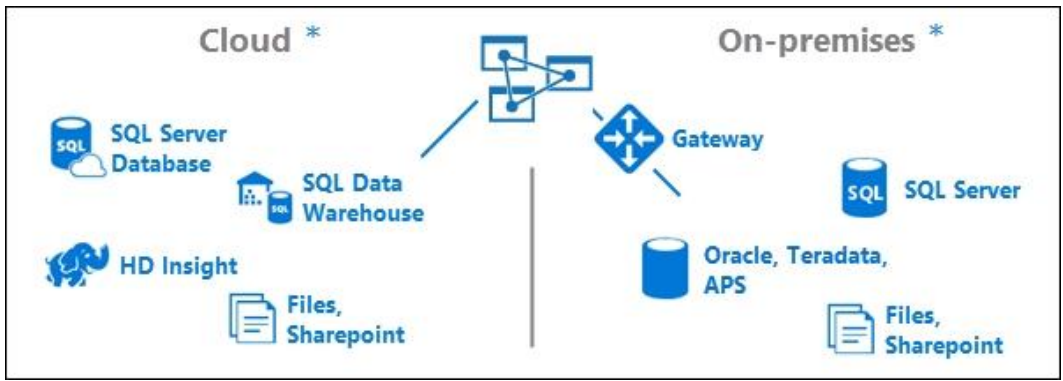
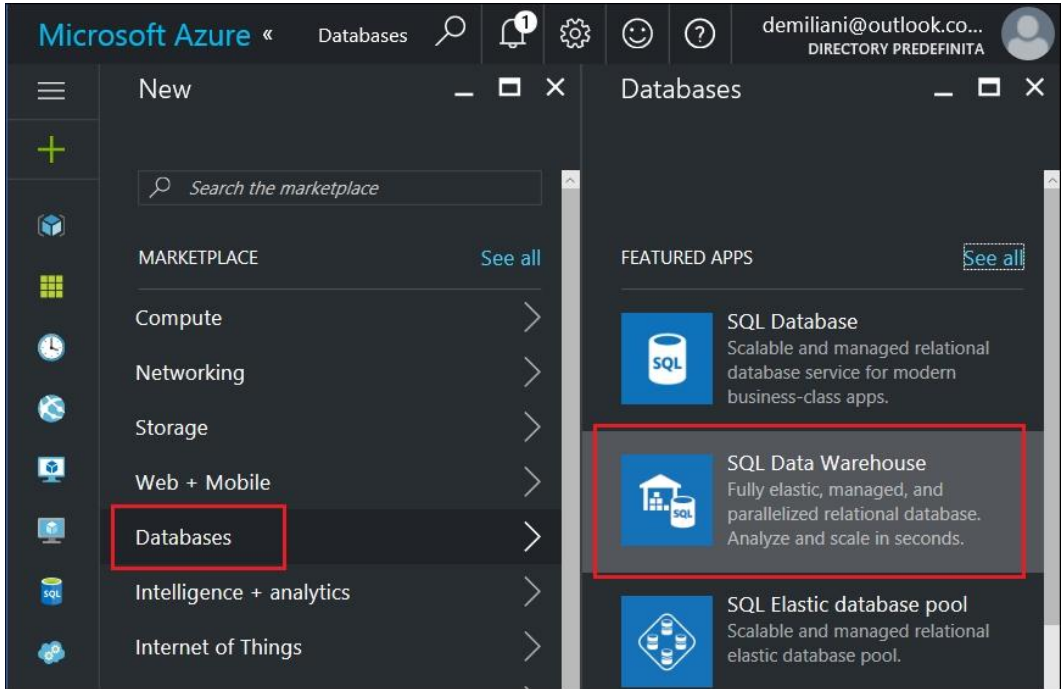
* Collation ⓘ

Pin to dashboard

Create

[Automation options](#)





Microsoft Azure « demiliani@outlook.co...
DIRECTORY PREDEFINITA

New Intelligence + analytics

Search the marketplace

MARKETPLACE See all

- Compute >
- Networking >
- Storage >
- Web + Mobile >
- Databases >
- Intelligence + analytics >**
- Internet of Things >
- Enterprise Integration >
- Security + Identity >
- Developer tools >
- Monitoring + management >

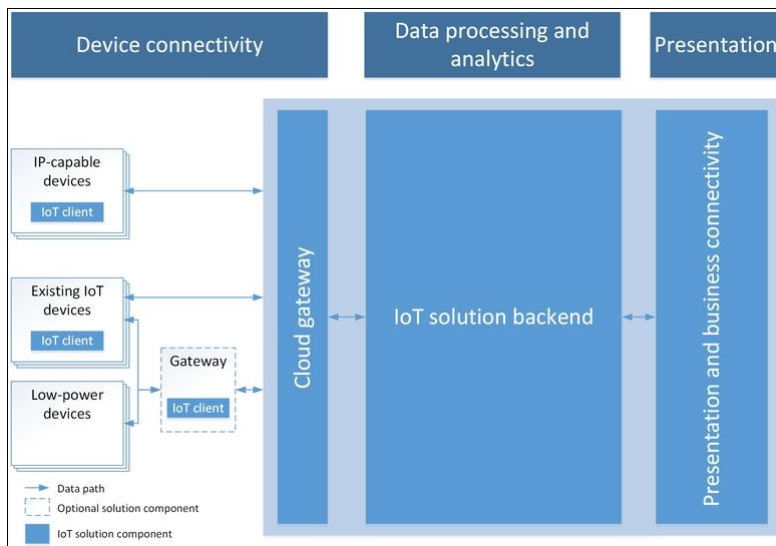
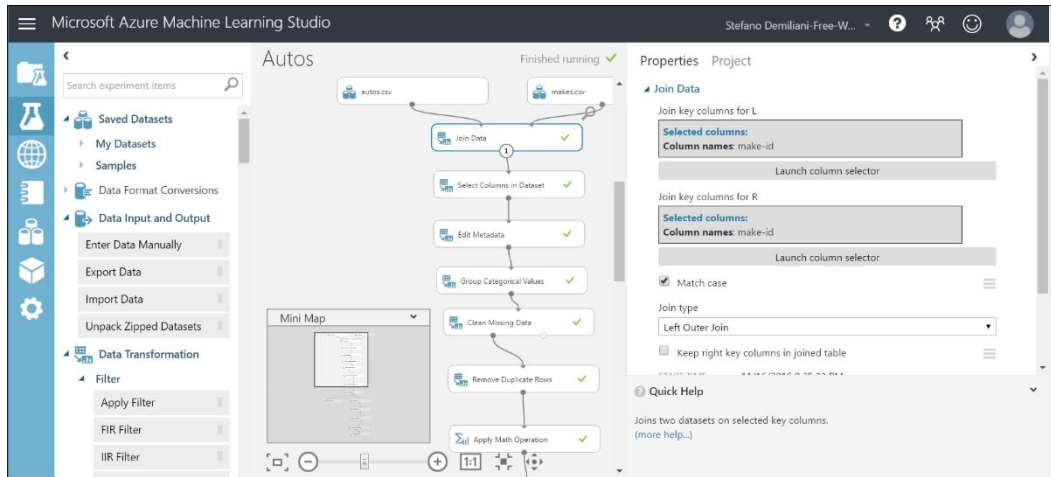
Data Factory
Transform data into trusted information

Power BI Embedded
Embed fully interactive, stunning data visualizations in your applications

Data Catalog
Data source discovery to get more value from existing enterprise data assets

Log Analytics
Collect, search and visualize machine data from on-premises and cloud

Analysis Services (preview)
Proven analytical engine in the cloud.
PREVIEW



The screenshot shows the Azure IoT Hub console for a resource group named 'IOTEID'. The 'Essentials' pane displays the resource group details, including the status 'Active', location 'West Europe', and subscription name 'Versione di valutazione gratuita'. The 'Device Explorer' pane on the right shows a table of devices with columns 'DEVICE ID' and 'STATUS'. The device 'SampleDevice002_140' is highlighted with a red circle.

DEVICE ID	STATUS
SampleDevice001_140	enabled
SampleDevice004_140	enabled
SampleDevice003_140	enabled
SampleDevice002_140	enabled

The screenshot shows the 'Device Explorer' and 'Device Details' panes. The 'Device Explorer' pane shows the device 'SampleDevice002_140' selected and highlighted with a red circle. The 'Device Details' pane on the right shows the device's configuration, including the 'Device Id', 'Primary key', 'Secondary key', and 'Connection string—primary key'. The 'Connection string—primary key' field is highlighted with a red circle and contains the value 'HostName=IOTEID.azure-devices.net;Dev'. The 'Connect device to IoT Hub' section has 'Enable' selected.

DEVICE ID	STATUS
SampleDevice001_140	enabled
SampleDevice004_140	enabled
SampleDevice003_140	enabled
SampleDevice002_140	enabled

Device Id: SampleDevice002_140

Primary key: TdWxlxU7hsXUjdba3s7F5A==

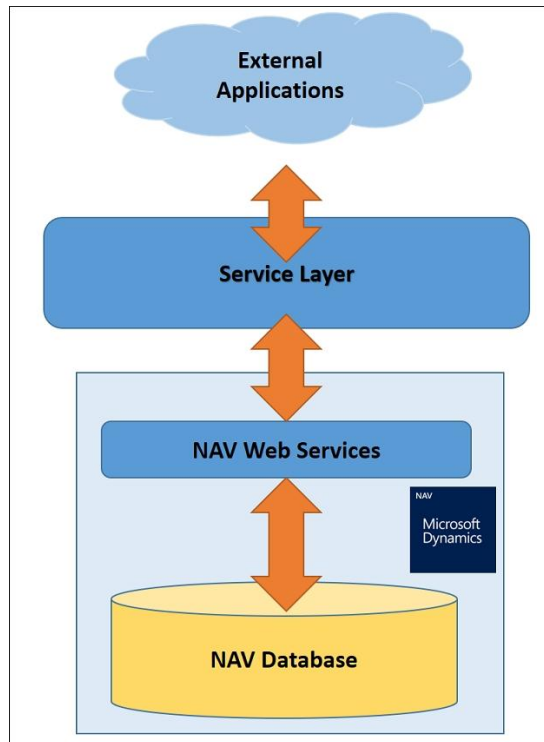
Secondary key: 6lISJhs5SvpB7W9nZWYTFg==

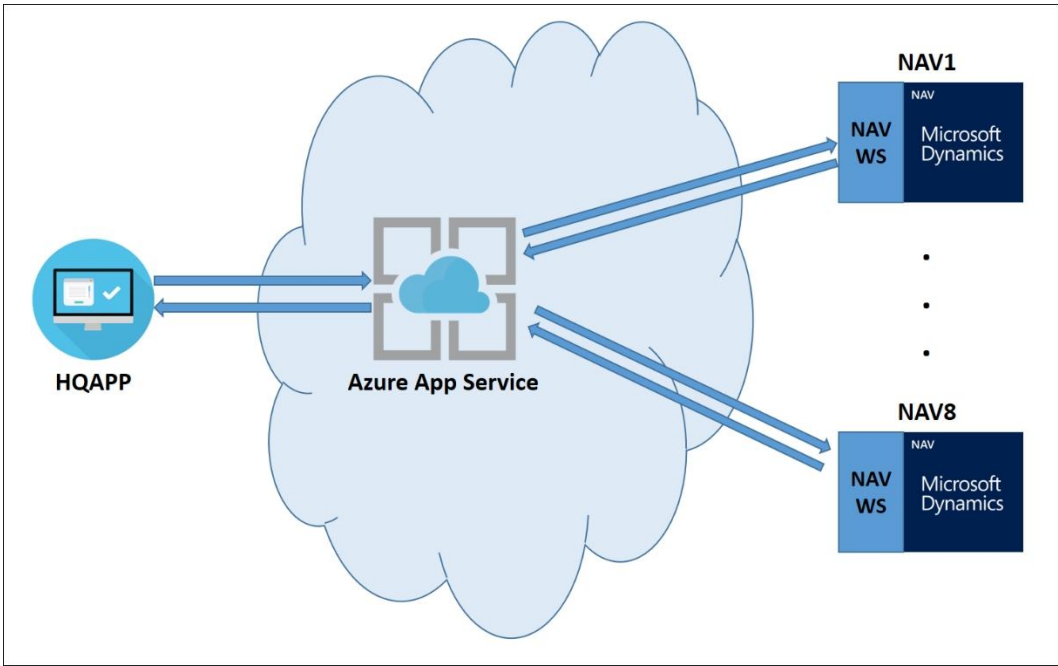
Connection string—primary key: HostName=IOTEID.azure-devices.net;Dev

Connection string—secondary key: HostName=IOTEID.azure-devices.net;Dev

Connect device to IoT Hub:

Chapter 9: Working with NAV and Azure App Service





mywordpresswebapp1 - Deployment slots
App Service

[+ Add Slot](#) [Swap](#)

Search (Ctrl+*/*)

- Overview
- Activity log
- Access control (IAM)
- Tags
- Diagnose and solve problems

APP DEPLOYMENT

- Quickstart
- Deployment credentials
- Deployment slots**
- Deployment options
- Continuous Delivery (Preview)

NAME	STATUS	APP SERVICE PLAN
You haven't added any deployment slots. Click ADD SLOT to get started.		

The screenshot displays the Azure portal interface for a web application named 'staging'. The top navigation bar includes a search icon, the text 'staging Web App', and standard window controls. Below this, a toolbar contains buttons for 'Browse', 'Stop', 'Swap' (highlighted with a red box), 'Restart', and 'Delete', along with a 'More' menu. On the left, a sidebar menu lists various management options: 'Overview' (selected), 'Activity log', 'Access control (IAM)', 'Tags', 'Diagnose and solve problems', and a section for 'APP DEPLOYMENT' containing 'Quickstart' and 'Deployment credentials'. The main content area features a 'Requests and errors' chart. The chart's y-axis represents a percentage from 0 to 100, and the x-axis shows time from 12:15 PM to 1 PM. A dark grey bar across the chart area contains the text 'No available data.'.

Swap



Swap type ⓘ

Swap

Source

staging

Destination

production

Preview Changes

No Warnings



OK

Query 50009 Item Shipments - Query Designer

E.	Type	Data Source	Name	Method Type	Method	Grou...
▶	DataItem	Sales Shipment Header	<Sales_Shipment_Header>			
	Column	Sell-to Customer No.	<Sell_to_Customer_No>	None		
	Column	No.	<No>	None		
	Column	Bill-to Customer No.	<Bill_to_Customer_No>	None		
	Column	Bill-to Name	<Bill_to_Name>	None		
▶	DataItem	Sales Shipment Line	<Sales_Shipment_Line>			
	Column	No.	ItemNo	None		
	Column	Description	<Description>	None		
	Column	Description 2	<Description_2>	None		
	Column	Unit of Measure	<Unit_of_Measure>	None		
	Column	Quantity	<Quantity>	None		
	Column	Shipment Date	<Shipment_Date>	None		

Query 50009 Item Shipments - Query Designer

E.	Type	Data Source	Name	Method Type	Method	Grou...
▶	DataItem	Sales Shipment Header	<Sales_Shipment_Header>			
	Column	Sell-to Customer No.	<Sell_to_Customer_No>	None		
	Column	No.	<No>	None		
	Column	Bill-to Customer No.	<Bill_to_Customer_No>	None		
	Column	Bill-to Name	<Bill_to_Name>	None		
▶	DataItem	Sales Shipment Line	<Sales_Shipment_Line>			
	Column	No.	ItemNo	None		
	Column	Description	<Description>	None		
	Column	Description 2	<Description_2>	None		
	Column	Unit of Measure	<Unit_of_Measure>	None		
	Column	Quantity	<Quantity>	None		
	Column	Shipment Date	<Shipment_Date>	None		

Sales_Shipment_Line - Properties

Property	Value
ID	1101340005
Indentation	1
Name	<Sales_Shipment_Line>
Description	<>
DataItemTable	Sales Shipment Line
DataItemLink	Document No.=Sales_Shipment_Header."No."
DataItemLinkType	<Use Default Values if No Match>
DataItemTableFilter	Type=CONST(Item)

Web Services ▾

Object Type	Object ID	Object Name	Service Name	Published
Query	50009	Item Shipments	ItemShipments	<input checked="" type="checkbox"/>

New Project

.NET Framework 4.5.2 | Sort by: Default | Search Installed Templates (Ctrl+E)

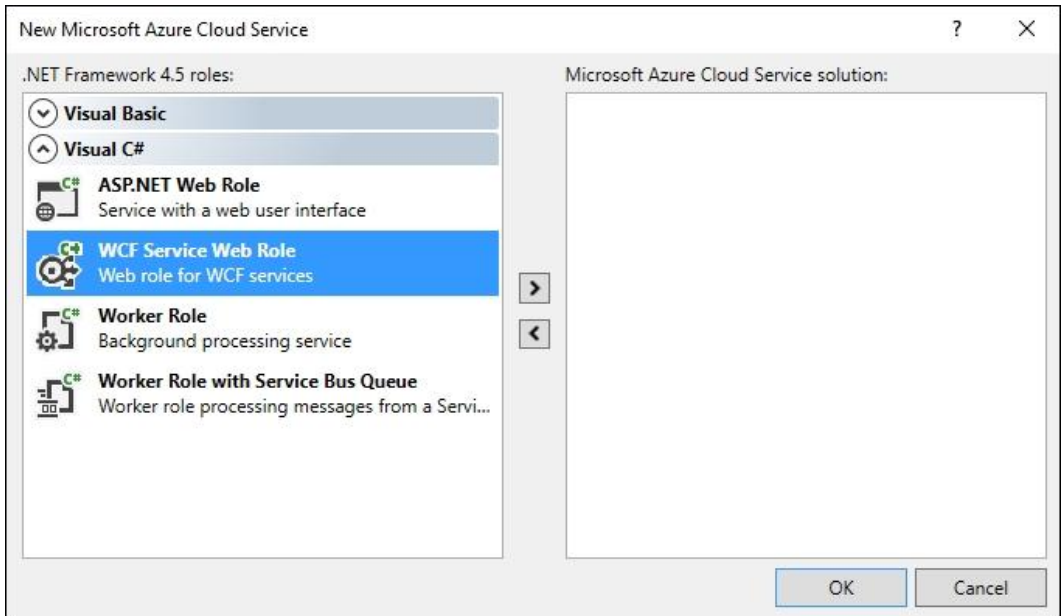
- Recent
- Installed
 - Templates
 - Visual C#
 - Windows
 - Web
 - Office/SharePoint
 - Android
 - Cloud
 - QuickStarts
 - Extensibility
 - iOS
 - LightSwitch
 - Reporting
 - Silverlight
 - Test
 - WCF
 - Workflow
 - U-SQL
 - HDInsight
 - Other Languages
 - Other Project Types
 - Samples
 - Online

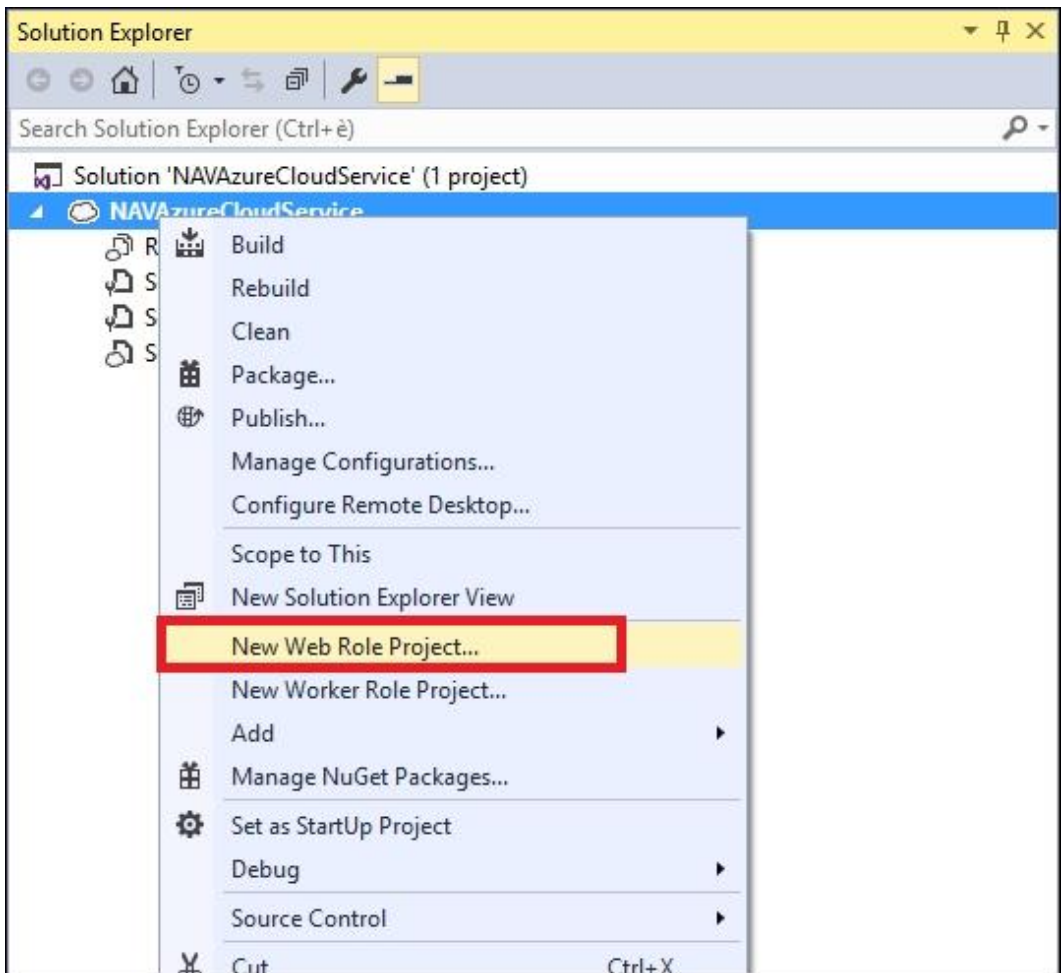
Template Name	Type
Azure Cloud Service	Visual C#
ASP.NET Web Application	Visual C#
Azure WebJob	Visual C#
Azure Mobile App	Visual C#
Azure Mobile Service	Visual C#
Azure Resource Group	Visual C#

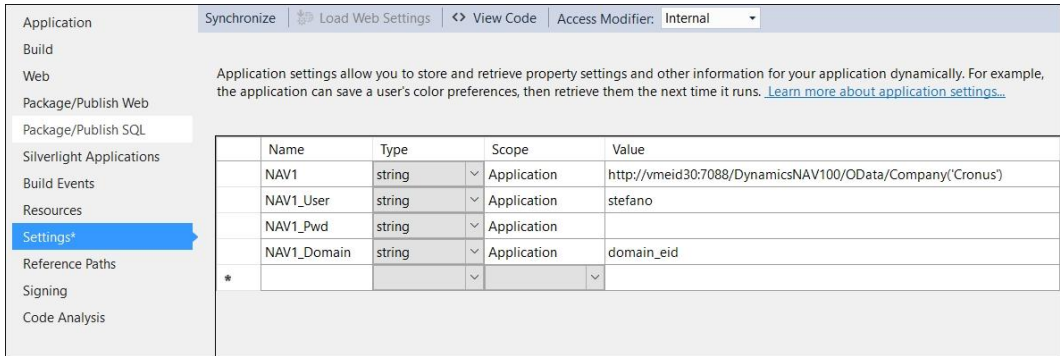
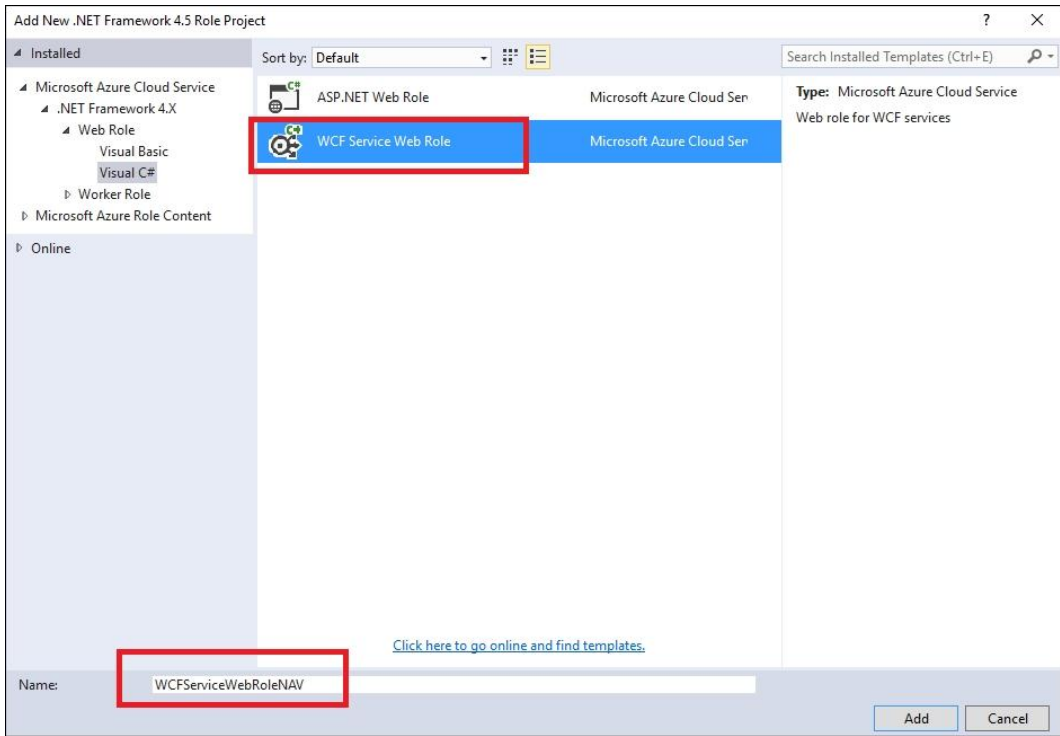
[Click here to go online and find templates.](#)

Type: Visual C#
A project for creating a scalable service that runs on Microsoft Azure.

Name: NAVAzureCloudService
Location: C:\STEFANO\CLOUD\
Solution name: NAVAzureCloudService Create directory for solution Add to Source Control







Add Service Reference ? X

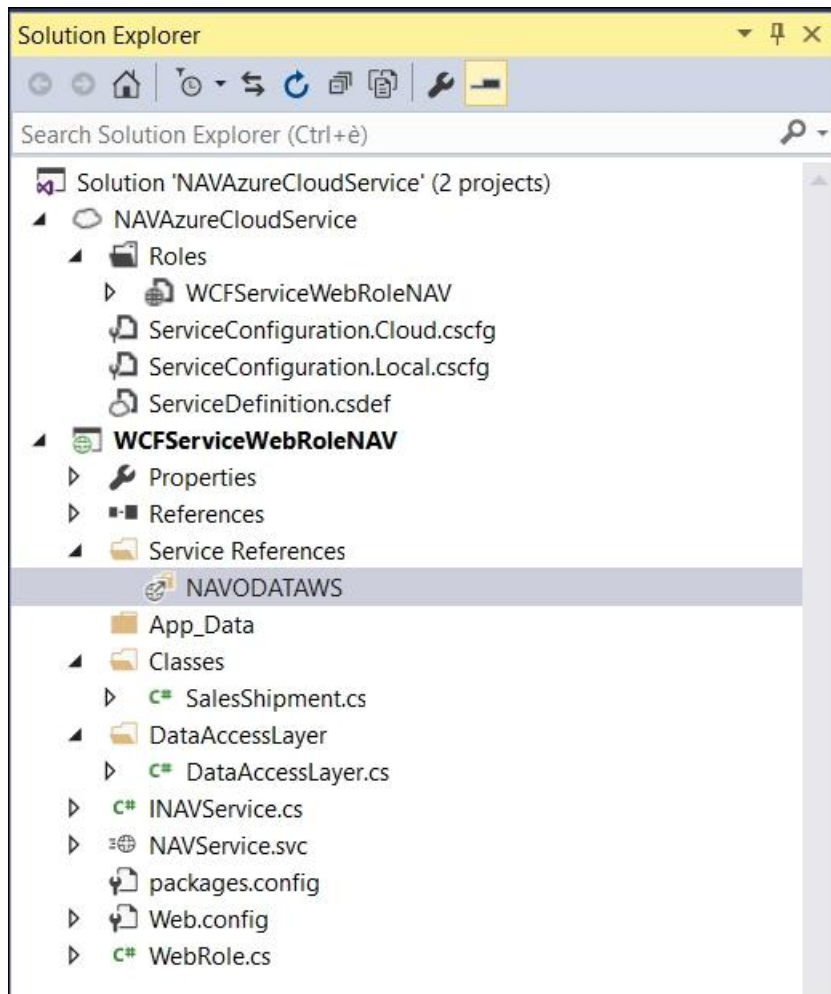
To see a list of available services on a specific server, enter a service URL and click Go. To browse for available services, click Discover.

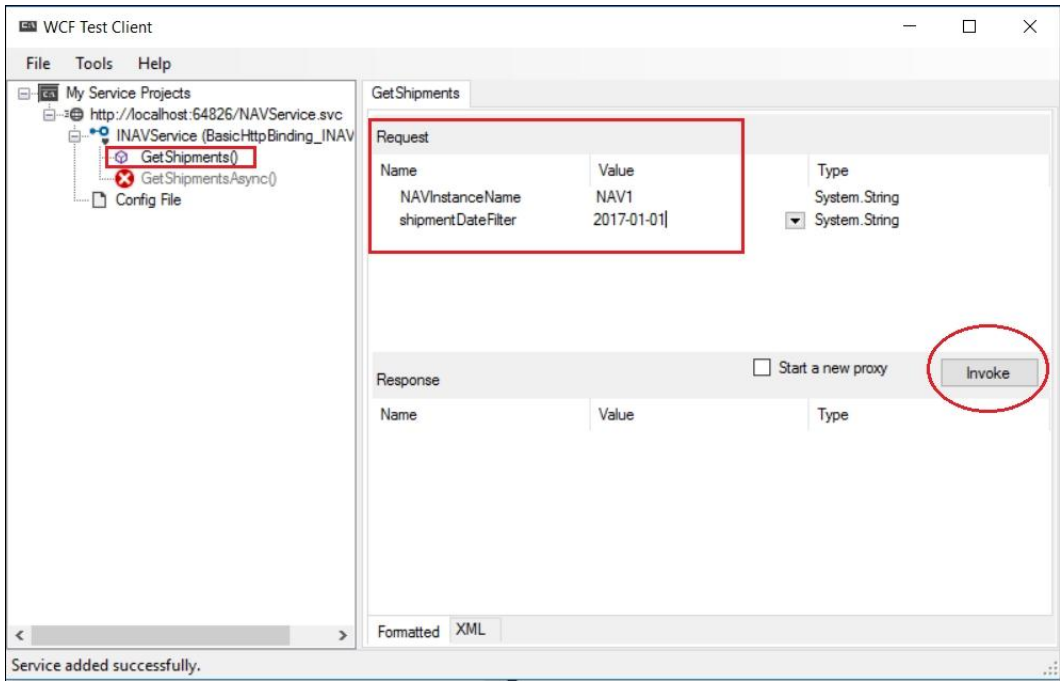
Address:

Services:	Operations:
<p>▶ NAV</p>	<p>WCF Data Service: No operations found.</p>

1 service(s) found at address 'http://vmeid30.eid.local:7088/NAVFEBI_PROD/OData/'.

Namespace:





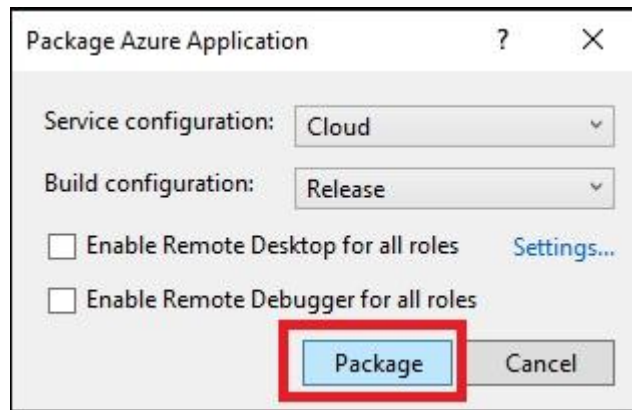
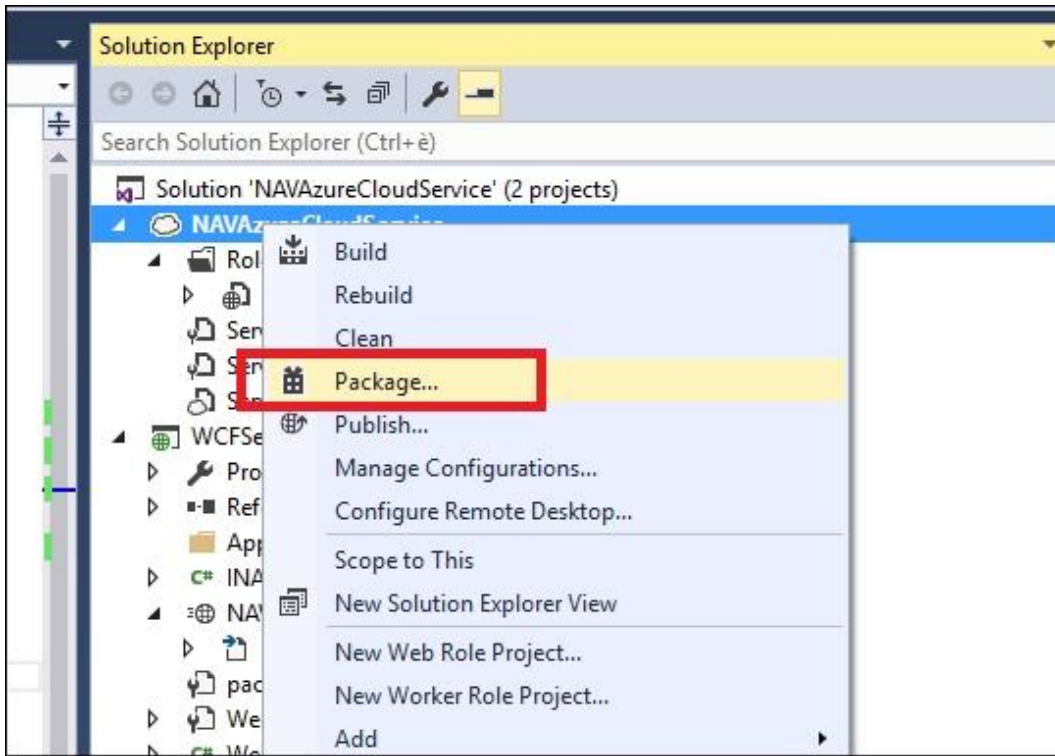
Request		
Name	Value	Type
NAVInstanceName	NAV1	System.String
shipmentDateFilter	2017-01-01	System.String

Response Start a new proxy




Name	Value	Type
------	-------	------

Formatted XML

Service added successfully.



> OS (C:) > STEFANO > CLOUD > NAVAzureCloudService > NAVAzureCloudService > bin > Release > app.publish >

Nome	Ultima modifica	Tipo	Dimensione
 Extensions	20/07/2016 16:55	Cartella di file	
 NAVAzureCloudService.cspkg	20/07/2016 16:55	Service Package file	6.418 KB
 ServiceConfiguration.Cloud.cscfg	20/07/2016 16:55	Cloud Service Con...	1 KB

Microsoft Azure ▼ Cloud services (classic)

Cloud services (classic)
Directory predefinita

+ Add Columns Refresh

Subscriptions: Versione di valutazione gratuita – Do

Filter items...

NAME

No cloud services (classic) to display

Resource groups

All resources

Recent

App Services

Virtual machines (classic)

Virtual machines

SQL databases

Cloud services (classic)

Security Center

New

Cloud service (clas..



* DNS name

NAVAzureCloudService ✓

.cloudapp.net

* Subscription

Versione di valutazione gratuita ▼

* Resource group ⓘ

Create new Use existing

NAVAzureResourceGroup ✓

* Location

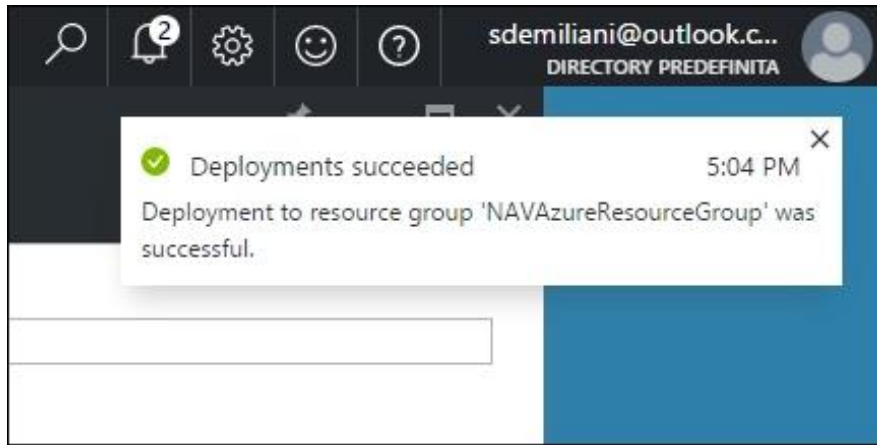
West Europe ▼

Package
(Optional) Select a package >

Certificates
(Optional) Add certificates 🔒

Pin to dashboard

Create




Cloud services (classic)
Directory predefinita

+ Add Columns Refresh

Subscriptions: Versione di valutazione gratuita – Don't see a subscription? [Switch directories](#)

Filter items...

NAME	PRODUCTION	STAGING	RESOURCE GROUP	LOCATION
 NAVAzureCloudService	-	-	NAVAzureResourceGro...	West Europe

Cloud services (classic) > NAVAzureCloudService - Production > Settings

NAVAzureCloudService - Production
Cloud service (classic)

Refresh Settings Production slot **Upload** Start Swap Delete

No deployment Upload

Essentials ^

Resource group	NAVAzureResourceGroup	Site URL	-
Status	-	Public IP addresses	-
Location	West Europe	Deployment name	-
Subscription name	Versione di valutazione gratuita	Deployment label	-
Subscription ID	6c6508ca-a011-46f2-9df4-dad1145be8a5	Deployment ID	-

All settings →

Add tiles +

Roles and instances

NAME	STATUS	SIZE	UPDATE	FAULT
You have nothing deployed to the current environment.				

Settings NAVAzureCloudService - Production

Filter settings

SUPPORT + TROUBLESHOOTING

- Audit logs
- New support request

GENERAL

- Properties
- Configuration
- Certificates
- Remote Desktop

RESOURCE MANAGEMENT

- Locks
- Users

Upload a package

NAVAzureCloudService - Production

This will create a new 'production' deployment


* Storage account ⓘ

stefanonavcloudstorage >

* Deployment label


NAVCloudServiceDeployment ✓


Package

NAVAzureCloudService.cspkg ✓ 

  ⓘ
NAVAzureCloudService.cspkg

Configuration

ServiceConfiguration.Cloud.cscfg ✓ 

  ⓘ
ServiceConfiguration.Cloud.cscfg

Deploy even if one or more roles contain a single instance ⓘ

Start deployment ⓘ

Deployment could not be created



DESCRIPTION The uploaded configuration file has at least one role that has only one instance. You should deploy at least two instances per role to ensure high availability in case one of the instances becomes unavailable. If you want to use the current configuration, retry the operation and click "Deploy even if one or more roles contain a single instance" in the dialog box.

STATUS Error

TIME Wednesday, July 20, 2016, 5:22:09 PM

CORRELATION IDS clientNotification-849174bf-56af-46c0-a225-002e595fb00e

EVENT	LEVEL	STATUS	TIME
Deployment could not b...	 Error	Error	Just..


Upload a package


NAVAzureCloudService - Production

This will create a new 'production' deployment

* Storage account ⓘ
stefanonavcloudstorage >

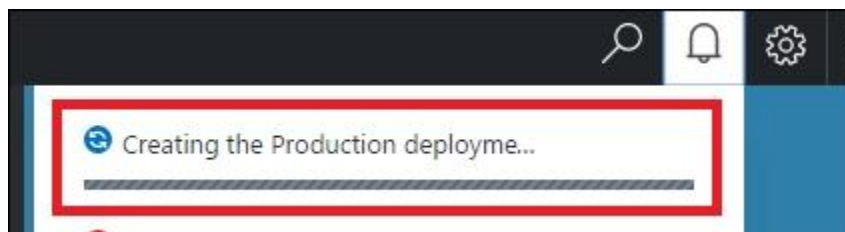
* Deployment label
NAVAzureCloudServiceDeployment ✓

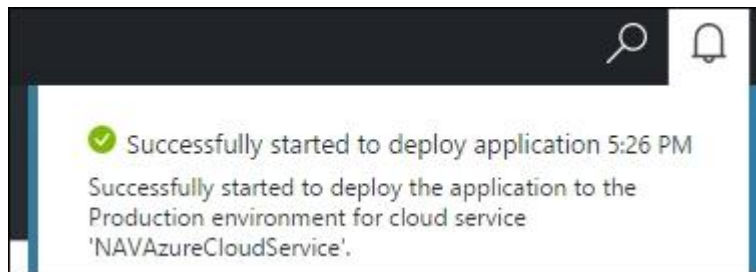
Package
NAVAzureCloudService.cspkg ✓ 
NAVAzureCloudService.cspkg ✕ ⓘ

Configuration
ServiceConfiguration.Cloud.cscfg ✓ 
ServiceConfiguration.Cloud.cscfg ✕ ⓘ

Deploy even if one or more roles contain a single instance ⓘ

Start deployment ⓘ





NAVAzureCloudService - Production

Cloud service (classic)

Settings Production slot Update Stop Swap Delete

Essentials

Resource group	NAVAzureResourceGroup	Site URL	http://navazurecloudservice.cloudapp.net/
Status	Running	Public IP addresses	40.68.219.199
Location	West Europe	Deployment name	ae1b8e28294e4540b069034504b7a2fc
Subscription name	Versione di valutazione gratuita	Deployment label	NAVAzureCloudServiceDeployment
Subscription ID	6c6508ca-a011-46f2-9df4-dad1145be8a5	Deployment ID	37baa96af8914b87a3f2b35808157d21

[All settings](#)

Roles and instances




NAME	STATUS	SIZE	UPDATE	FAULT
▼ WCFSERVICEWEBROLENAV				
WCFSERVICEWEBROLENA...	Starting VM	Small	0	0

navazurecloudservice.cloudapp.net - /





7/20/2016	3:29 PM	<dir>	bin
7/20/2016	2:49 PM	119	NAVService.svc
7/20/2016	2:47 PM	639	packages.config
7/20/2016	3:30 PM	1819	Web.config

Settings

GENERAL

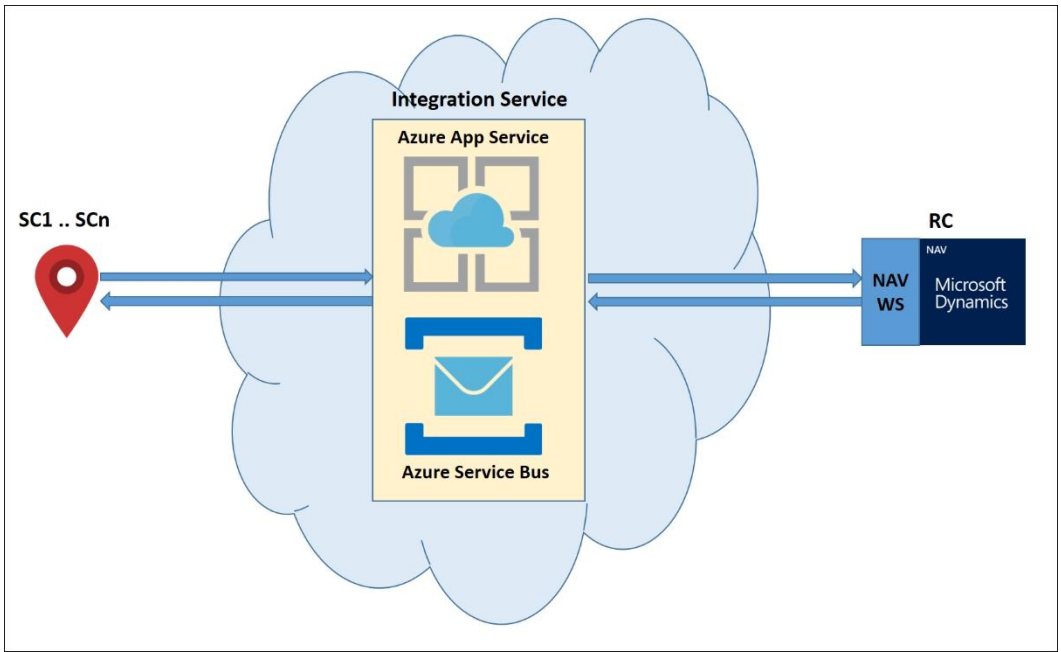
-  Quick start >
-  Properties >
-  Application settings >

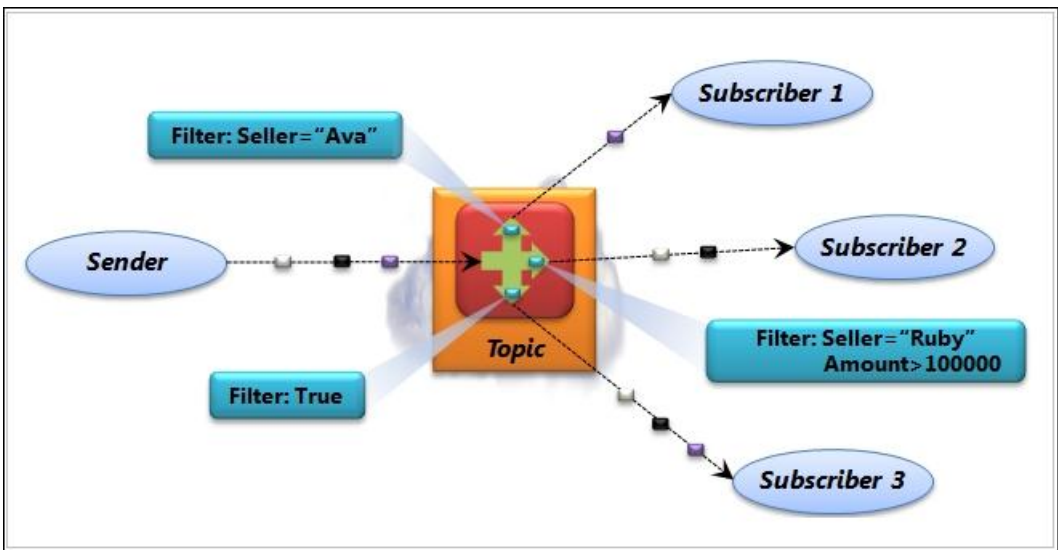
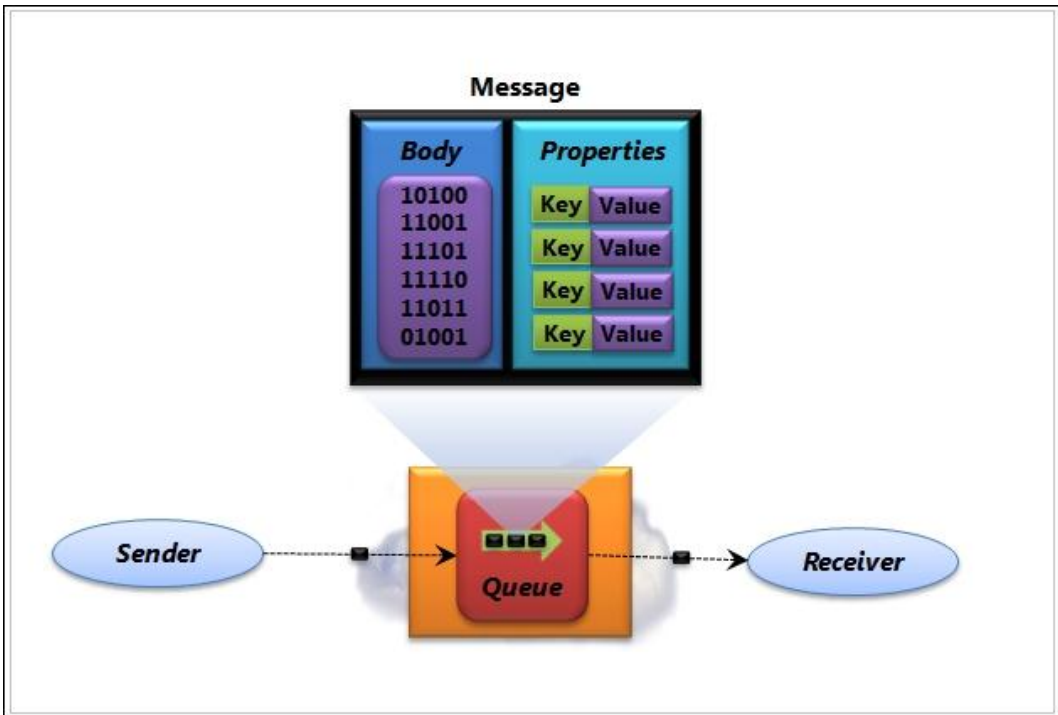
APP SERVICE PLAN

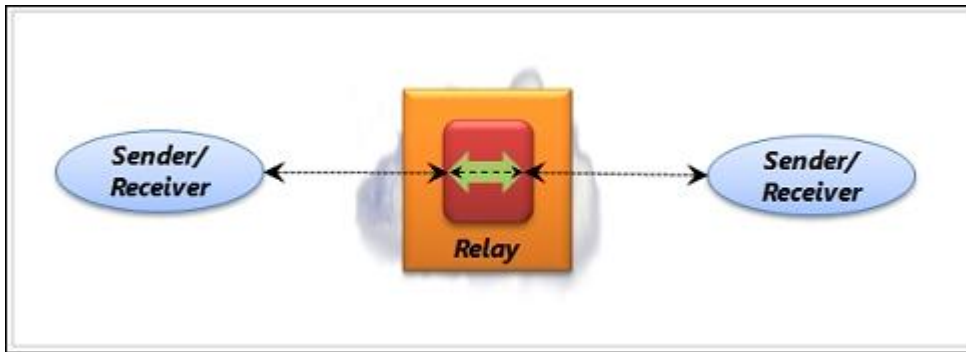
-  App Service plan >
-  Scale up (App Service plan) >
-  Scale out (App Service plan) >
-  Change App Service plan >

Chapter 10: Implementing a Message-Based Architecture with Azure Service Bus and NAV









Microsoft Azure New > Enterprise Integration

New — □ × Enterprise Integration — □ ×

+

Search the marketplace

MARKETPLACE [See all](#)

- Compute >
- Networking >
- Storage >
- Web + Mobile >
- Databases >
- Intelligence + analytics >
- Internet of Things >
- Enterprise Integration >**

Logic App
Automate the access and use of data across clouds without writing code

On-premises data gateway (preview)
Allows access to your on-premises data for Logic Apps service through
PREVIEW

Integration Account
Upload artifacts to be used in Integration Apps.

Service Bus
Connect your apps across private and public clouds.

Create namespace

Service Bus - PREVIEW



* Name

NAVSBQueue-ns 

.servicebus.windows.net

* Pricing tier

Standard



* Subscription

Microsoft Partner Network



* Resource group 

Create new Use existing

Default-Networking



* Location

West Europe



Pin to dashboard

Create

[Automation options](#)



+ Queue

Search (Ctrl+)

Properties

Locks

Automation script

ENTITIES

Queues

Topics

Search to filter items...

NAME

no queues yet.

Create queue

NAVSBQueue-ns - PREVIEW

* Name

NAVSBQueue

Max size

1 GB

Message time to live (default)

14 days

Lock duration

30 seconds

- Move expired messages to the dead-letter subqueue
- Enable duplicate detection
- Enable sessions
- Enable...

NAVSBQueue-ns - Queues
Service Bus - PREVIEW

+ Queue

Search (Ctrl+/)

Overview

Access control (IAM)

Tags

Diagnose and solve problems

SETTINGS

Shared access policies

Scale

Properties

Locks

Automation script

Search to filter items...

NAME	STATUS	MAX SIZE	ENABLE PARTITIONING
navsbqueue	Active	16 GB	true

navsbqueue
Service Bus - PREVIEW

Delete

Search (Ctrl+/)

Overview

Diagnose and solve problems

SETTINGS

Shared access policies

Properties

Locks

Automation script

SUPPORT + TROUBLESHOOTING

New support request

Essentials ^

Namespace
NAVSBQueue-ns

Queue URL
<https://NAVSBQueue-ns.servicebus.windo...>

ACTIVE MESSAGE COUNT
0 MESSAGES

SCHEDULED MESSAGE COUNT
0 MESSAGES

DEAD-LETTER MESSAGE COUNT
0 MESSAGES

TRANSFER MESSAGE COUNT
0 MESSAGES

TRANSFER DEAD-LETTER MESSAGE COUNT
0 MESSAGES

MAX SIZE
16 GB

CURRENT
0.0 KB

100% FREE SPACE

+ Add

Search (Ctrl+/)

- Overview
- Access control (IAM)
- Tags
- Diagnose and solve problems

SETTINGS

Shared access policies

Shared access policies

Search to filter items...

POLICY



CLAIMS

RootManageSharedAccessKey	Manage, Send, Listen
---------------------------	----------------------

Policy: RootManageSharedAccessKey
 NAVSBQueue-ns - PREVIEW

Save changes Discard changes Regen prim key Regen sec key More

Policy name
 RootManageSharedAccessKey

Claim
 Manage
 Send
 Listen

PRIMARY KEY yLdUBG/bRhSmE8h1I8a3EcOuKx+uIBlOwhNzi1/gGkl=

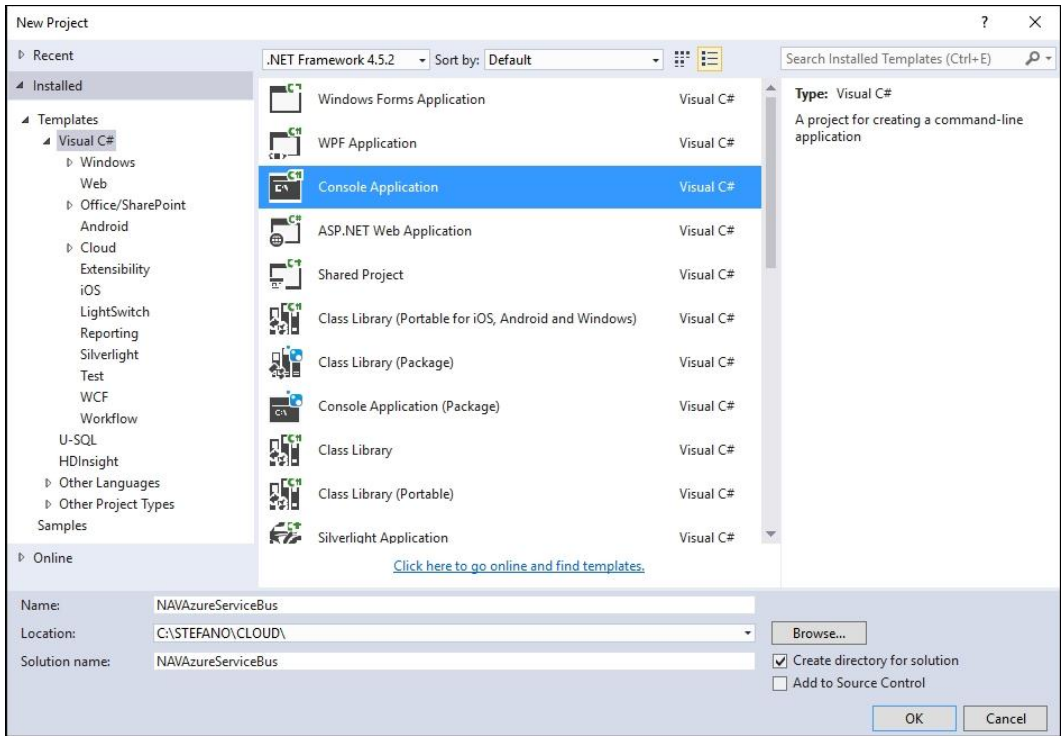
SECONDARY KEY NNKsEzFsf0MkWLtoMXrE+Lk02NRnSafW5VESYQfxktA=

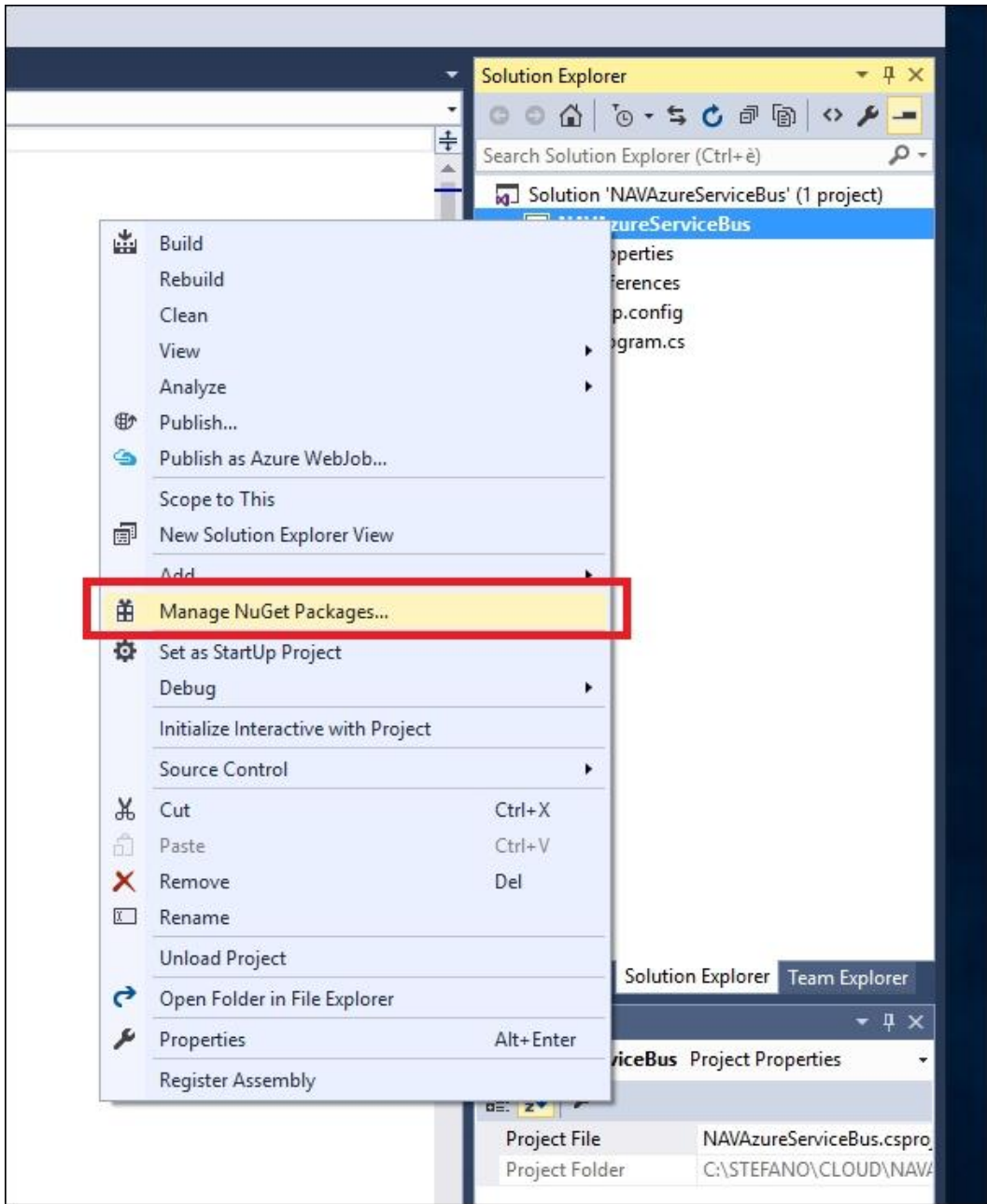
CONNECTION STRING -PRIMARY KEY Endpoint=sb://navsbqueue-ns.servicebus.windows.net/;

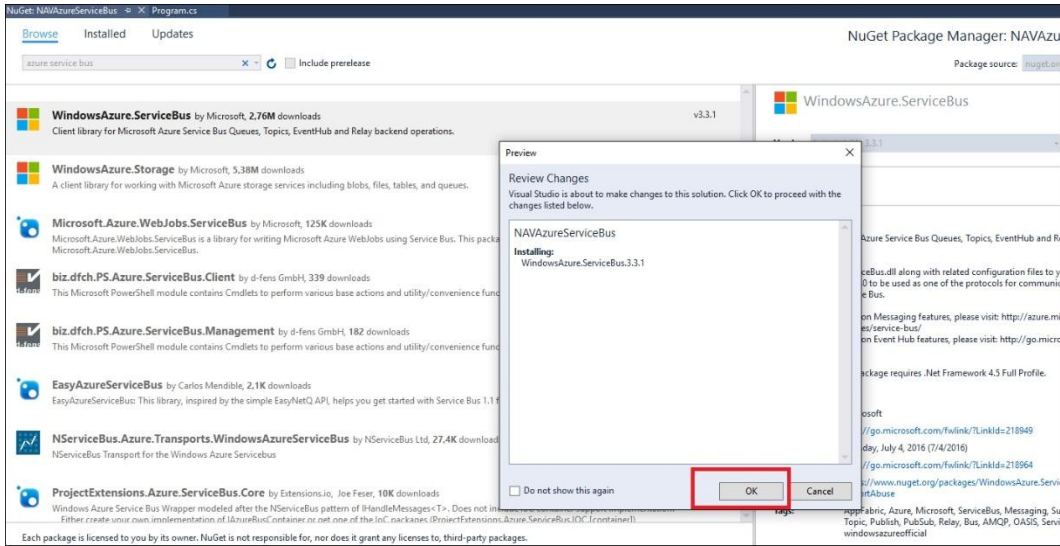
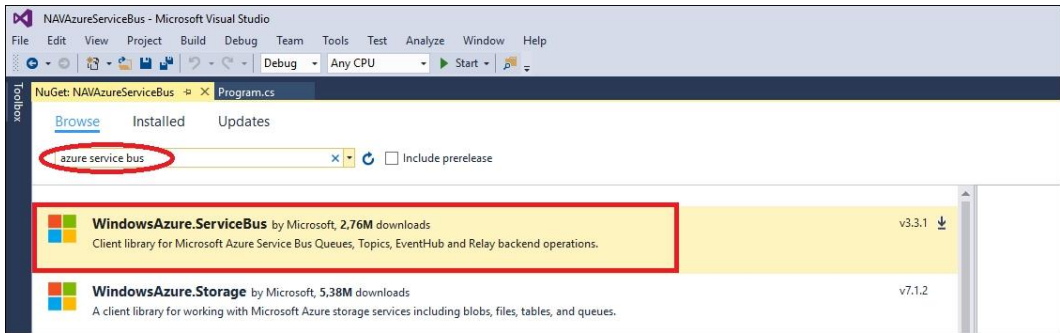
CONNECTION STRING -SECONDARY KEY Endpoint=sb://navsbqueue-ns.servicebus.windows.net/;

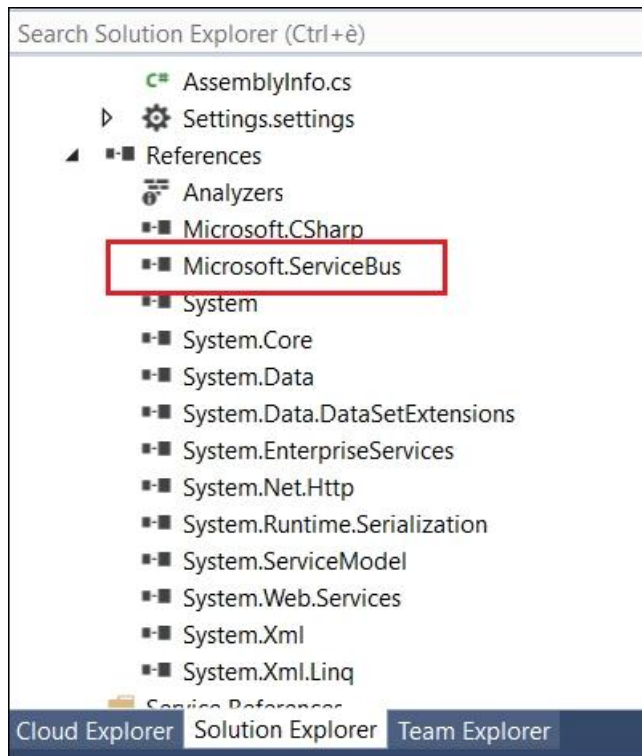
Web Services ▾

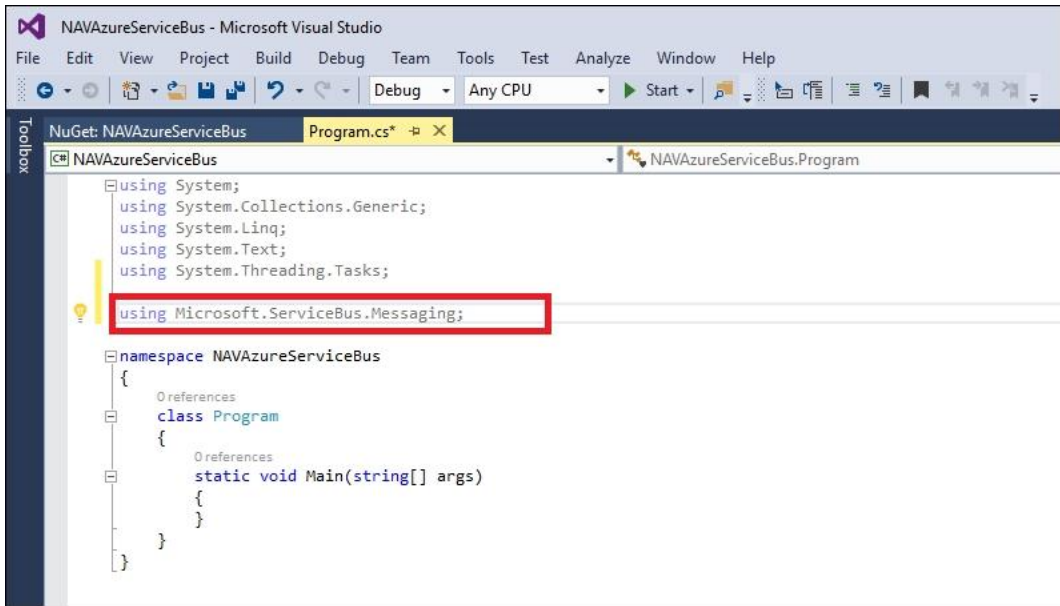
Object Type	Object ID	Object Name	Service Name	Published
Page	42	Sales Order	SalesOrder	<input checked="" type="checkbox"/>

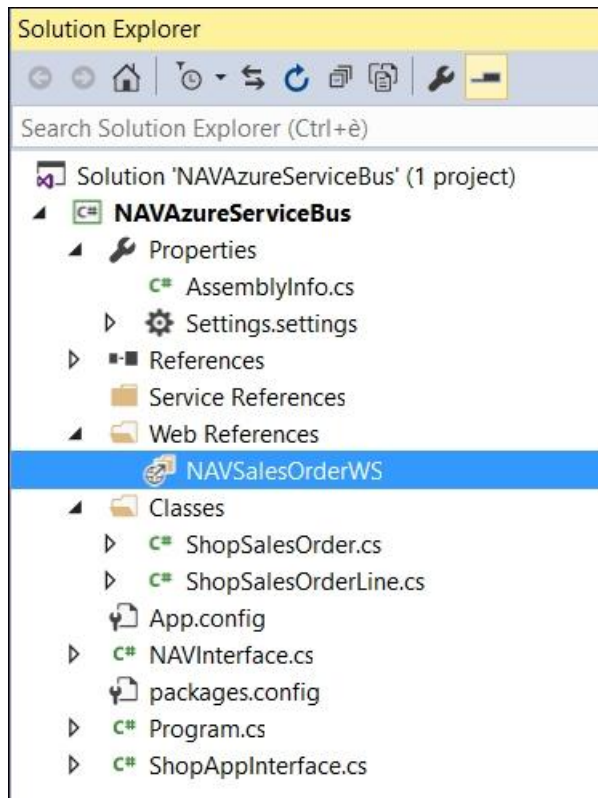








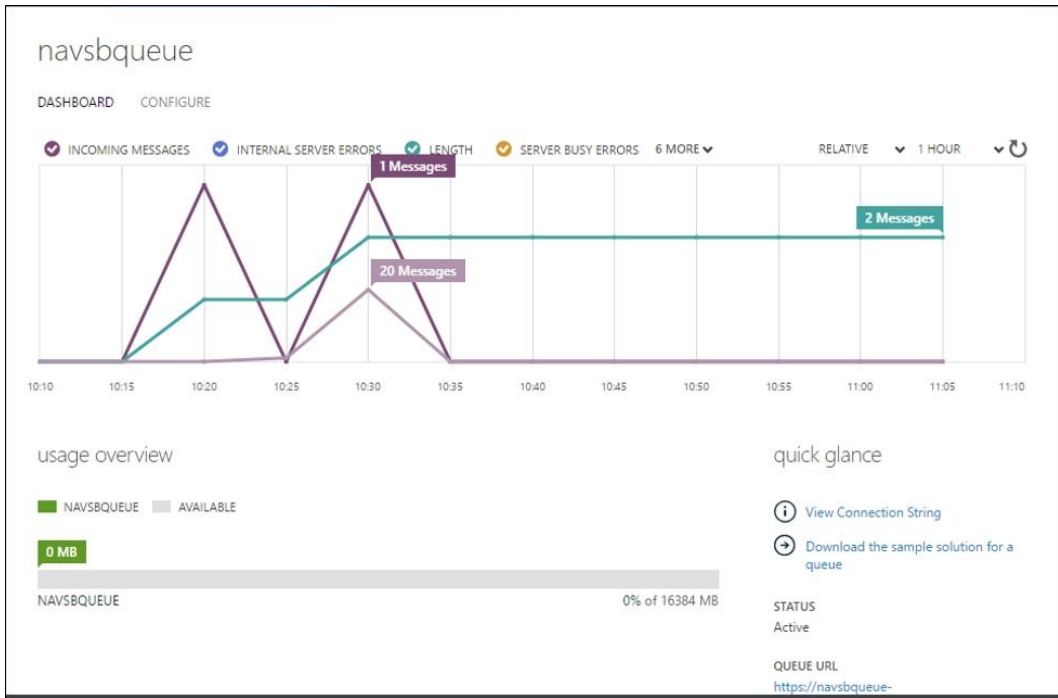




navsbqueue-ns

ALL QUEUES TOPICS RELAYS EVENT HUBS SCALE CONFIGURE

NAME	STATUS	CURRENT SIZE	MAX SIZE	QUEUE LENGTH	LAST ACCESSED TIME
navsbqueue	→ ✓ Active	429 B	16 GB	1	7/20/2016 10:20:02 AM



```

Console.WriteLine("\nReceiving message from Queue...");

while (true)
{
  try
  {
    //receive messages from Queue
    message = client.Receive(TimeSpan.FromSeconds(5));

    if (message != null)
    {
      Console.WriteLine(string.Format("Message received: Id = {0} ", message.MessageId));
      Classes.NAVOrder orderReceived = message.GetBody<Classes.NAVOrder>(new DataContractSerializer(typeof(Classes.NAVOrder)));
      // Further custom message processing
      message.Complete();
    }
    else
    {
      //no more messages in the queue
    }
  }
}
  
```

CustomerNo Q - "C0001"

Lines Count = 2

OrderDate {20/07/2016 11:37:42}

OrderNo Q - "OV1"