

Table of Contents

	1
Index	187

Chapter 1: Building Your Data Model

Global Superstore Orders 2016 - Excel

File Home Insert Page Layout Formulas Data Review View Tell me what you want to do... Per, Fabian Share

Clipboard Font Alignment Number Styles Cells Editing

L51294

Row ID	Order ID	Order Date	Ship Date	Ship Mode	Customer ID	Customer Name	Segment	Postal
2	40098	CA-2014-AB10015140-41954	11/11/2014	11/13/2014	First Class	AB-100151402	Aaron Bergman	Consumer 73120
3	26341	IN-2014-JR162107-41675	2/5/2014	2/7/2014	Second Class	JR-162107	Justin Ritter	Corporate
4	25330	IN-2014-CR127307-41929	10/17/2014	10/18/2014	First Class	CR-127307	Craig Reiter	Consumer
5	13524	ES-2014-KM1637548-41667	1/28/2014	1/30/2014	First Class	KM-1637548	Katherine Murray	Home Office
6	47221	SG-2014-RH9495111-41948	11/5/2014	11/6/2014	Same Day	RH-9495111	Rick Hansen	Consumer
7	22732	IN-2014-JM156557-41818	6/28/2014	7/1/2014	Second Class	JM-156557	Jim Mitcum	Corporate
8	30570	IN-2012-TS2134092-41219	11/6/2012	11/8/2012	First Class	TS-2134092	Toby Swindell	Consumer
9	31192	IN-2013-MB1808592-41378	4/14/2013	4/18/2013	Standard Class	MB-1808592	Mick Brown	Consumer
10	40099	CA-2014-AB10015140-41954	11/11/2014	11/13/2014	First Class	AB-100151402	Aaron Bergman	Consumer 73120
11	36258	CA-2012-AB10015140-40974	3/6/2012	3/7/2012	First Class	AB-100151404	Aaron Bergman	Consumer 98103
12	36259	CA-2012-AB10015140-40974	3/6/2012	3/7/2012	First Class	AB-100151404	Aaron Bergman	Consumer 98103
13	28879	ID-2013-AJ107801-41383	4/19/2013	4/22/2013	First Class	AJ-107801	Anthony Jacobs	Corporate
14	45794	SA-2012-MM7260110-41269	12/26/2012	12/28/2012	Second Class	MM-7260110	Magdelene Morse	Consumer
15	4132	MX-2013-VF2171518-41591	11/13/2013	11/13/2013	Same Day	VF-2171518	Vicky Freymann	Home Office
16	27704	IN-2014-PF1912027-41796	6/6/2014	6/8/2014	Second Class	PF-1912027	Peter Fuller	Consumer
17	13779	ES-2015-BP1118545-42216	7/31/2015	8/3/2015	Second Class	BP-1118545	Ben Peterman	Corporate
18	39519	CA-2012-AB10015140-40958	2/19/2012	2/25/2012	Standard Class	AB-100151402	Aaron Bergman	Consumer 76017
19	12069	ES-2015-PJ1883564-42255	9/8/2015	9/14/2015	Standard Class	PJ-1883564	Patrick Jones	Corporate
20	22096	IN-2015-JS156857-42035	1/31/2015	2/1/2015	First Class	JS-156857	Jim Sink	Corporate
21	49463	TZ-2015-RH9555129-42343	12/5/2015	12/7/2015	Second Class	RH-9555129	Ritsa Hightower	Consumer
22	46630	PL-2013-AB600103-41494	8/8/2013	8/10/2013	First Class	AB-600103	Ann Blume	Corporate
23	36260	CA-2012-AB10015140-40974	3/6/2012	3/7/2012	First Class	AB-100151404	Aaron Bergman	Consumer 98103
24	21586	IN-2012-JK1532527-41030	5/1/2012	5/2/2012	First Class	JK-1532527	Jason Klamczynski	Corporate

Orders People

Ready 100%

Global Superstore Orders 2016 - Excel

File Home Insert Page Layout Formulas Data Review View Tell me what you want to do... Peri, Fabian Share

Clipboard Font Alignment Number Styles Cells Editing

E30

	A	B	C	D	E	F	G	H	I	J	K	L
1	Person	Region										
2	Marilène Rousseau	Caribbean										
3	Andile Ihejirika	Central Africa										
4	Nicodemo Bautista	Central America										
5	Cansu Peynirci	Central Asia										
6	Lon Bonher	Central US										
7	Wasswa Ahmed	Eastern Africa										
8	Hadia Bousaid	Eastern Asia										
9	Lynne Marchand	Eastern Canada										
10	Oxana Lagunov	Eastern Europe										
11	Dolores Davis	Eastern US										
12	Lindiwe Afolayan	North Africa										
13	Miina Nylund	Northern Europe										
14	Kauri Anaru	Oceania										
15	Vasco Magalhães	South America										
16	Preecha Metharom	Southeastern Asia										
17	Nora Cuijper	Southern Africa										
18	Chandrakant Chaudhri	Southern Asia										
19	Gavino Bove	Southern Europe										
20	Flannery Newton	Southern US										
21	Katlego Akosua	Western Africa										
22	Kaoru Xun	Western Asia										
23	Angela Jephson	Western Canada										
24	Gilbert Wolff	Western Europe										

Orders People

Ready 100%

Global Superstore Returns 2016 - Excel

File Home Insert Page Layout Formulas Data Review View Tell me what you want to do... Peri, Fabian Share

Clipboard Font Alignment Number Styles Cells Editing

Calibri 11

General Conditional Formatting Insert Delete Format Sort & Find & Filter Select

Format as Table Cell Styles

I4

	A	B	C	D	E	F	G	H	I	J	K	L
1	Returned	Order ID	Region									
2	Yes	CA-2012-SA20830140-41210	Central US									
3	Yes	IN-2012-PB19210127-41259	Eastern Asia									
4	Yes	CA-2012-SC20095140-41174	Central US									
5	Yes	IN-2015-JH158207-42140	Oceania									
6	Yes	IN-2014-LC168857-41747	Oceania									
7	Yes	ID-2013-AB1001527-41439	Eastern Asia									
8	Yes	ES-2015-RA1994545-42218	Western Europe									
9	Yes	CA-2014-TB21280140-41724	Central US									
10	Yes	ES-2014-JF15295120-41924	Southern Europe									
11	Yes	IN-2014-NM1844527-41800	Eastern Asia									
12	Yes	IN-2015-GB145307-42260	Oceania									
13	Yes	ES-2012-SC208458-41070	Western Europe									
14	Yes	TU-2013-SF10200134-41417	Western Asia									
15	Yes	ID-2015-RD1993092-42140	Oceania									
16	Yes	CA-2014-TC21295140-41800	Southern US									
17	Yes	SF-2015-MV8190117-42362	Southern Africa									
18	Yes	IN-2014-EM1382566-41850	Eastern Asia									
19	Yes	ES-2015-CC1210045-42182	Western Europe									
20	Yes	ES-2015-MM1792045-42199	Western Europe									
21	Yes	IN-2015-DB1306027-42353	Eastern Asia									
22	Yes	IN-2013-JC157757-41310	Oceania									
23	Yes	CA-2015-RB19705140-42262	Eastern US									
24	Yes	ES-2015-BB1154548-42336	Western Europe									

Global Superstore Returns 2016

Ready 100%



Connect

To a File

- Microsoft Excel
- Text file
- JSON file
- Microsoft Access
- PDF file
- Spatial file
- Statistical file
- More...

To a Server

- Tableau Server
- MySQL
- Oracle
- Microsoft SQL Server
- Amazon Redshift
- More... >

Saved Data Sources

- Sample - EU Superstore
- Sample - Superstore

- Tableau Server
- Action Matrix
- Action Vector
- Amazon Athena
- Amazon Aurora
- Amazon EMR Hadoop Hive
- Amazon Redshift
- Anaplan
- Apache Drill
- Aster Database
- Box
- Cisco Information Server
- Cloudera Hadoop
- Denodo
- Dropbox
- EXASOL
- Firebird
- Google Analytics
- Google BigQuery
- Google Cloud SQL
- Google Sheets
- Hortonworks Hadoop Hive
- IBM BigInsights
- IBM DB2
- IBM PDA (Netezza)
- Intuit QuickBooks Online
- Intuit QuickBooks Online (9.3-2018.1)
- Kognitio
- MapR Hadoop Hive
- Marketo
- MarkLogic
- MemSQL
- Microsoft Analysis Services
- Microsoft PowerPivot
- Microsoft SQL Server
- MonetDB
- MongoDB BI Connector
- MySQL
- OData
- OneDrive
- Oracle
- Oracle Eloqua
- Oracle Essbase
- Pivotal Greenplum Database
- PostgreSQL
- Presto
- Progress OpenEdge
- Salesforce
- SAP HANA
- SAP NetWeaver Business Warehouse
- SAP Sybase ASE
- SAP Sybase IQ
- ServiceNow ITSM
- SharePoint Lists
- Snowflake
- Spark SQL
- Splunk
- Teradata
- Teradata OLAP Connector
- Vertica
- Web Data Connector
- Other Databases (ODBC)

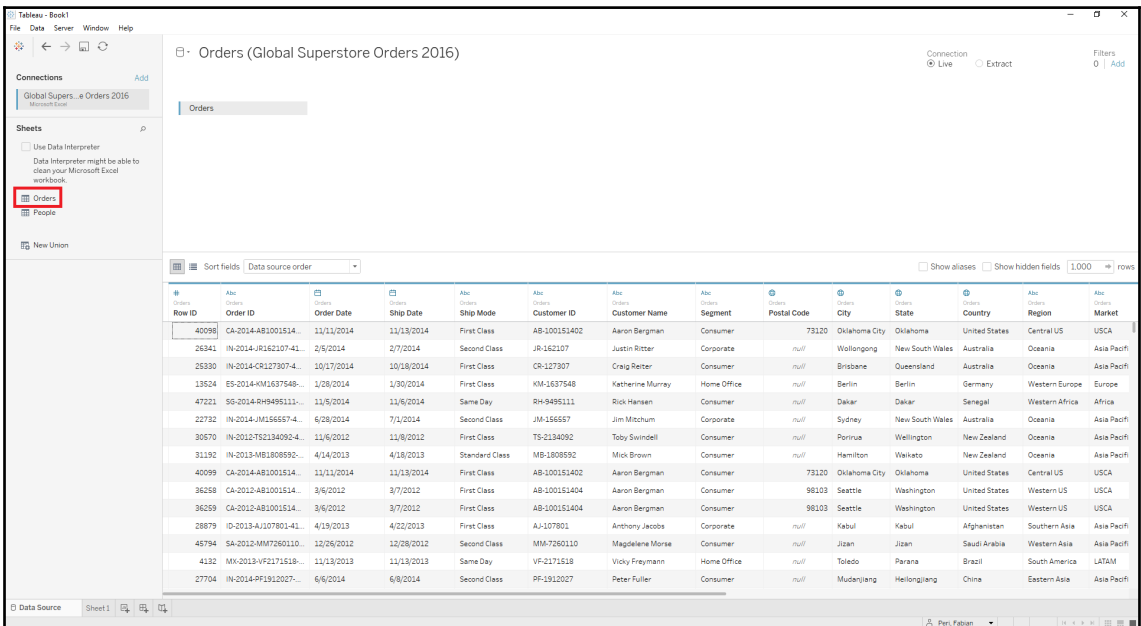
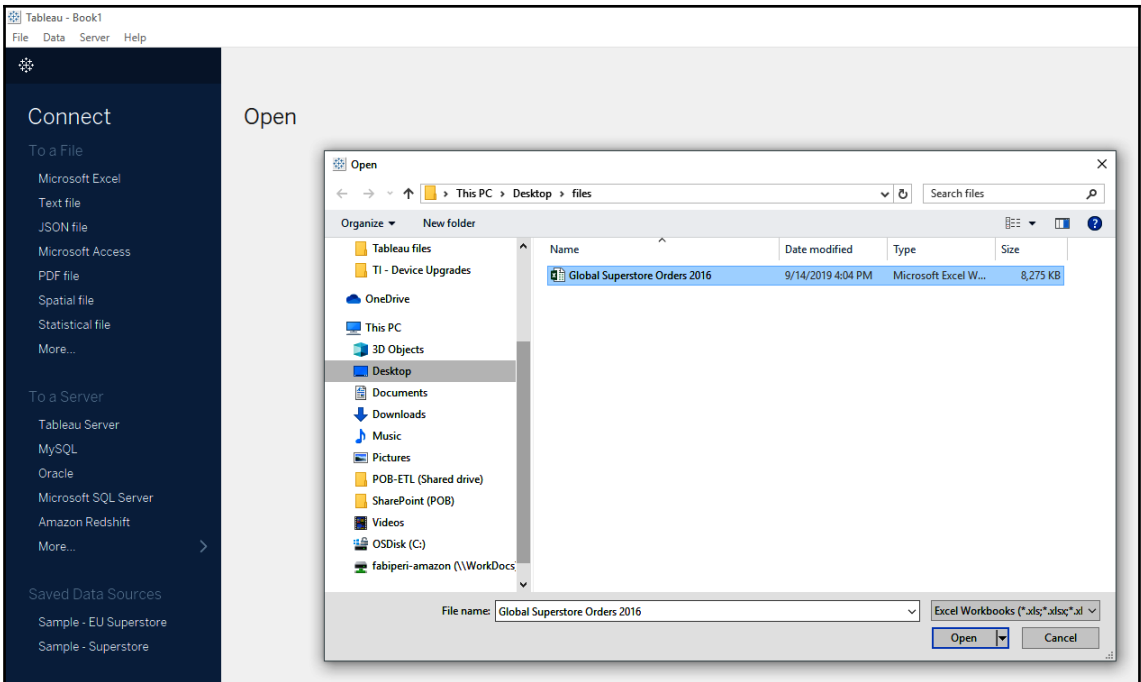


Tableau - Book1
File Data Server Window Help

Global Superstore Orders 2016
Orders

Canvas

Connections
Global Superstore Orders 2016
Sheets
Use Data Interpreter
Orders
People
New Union

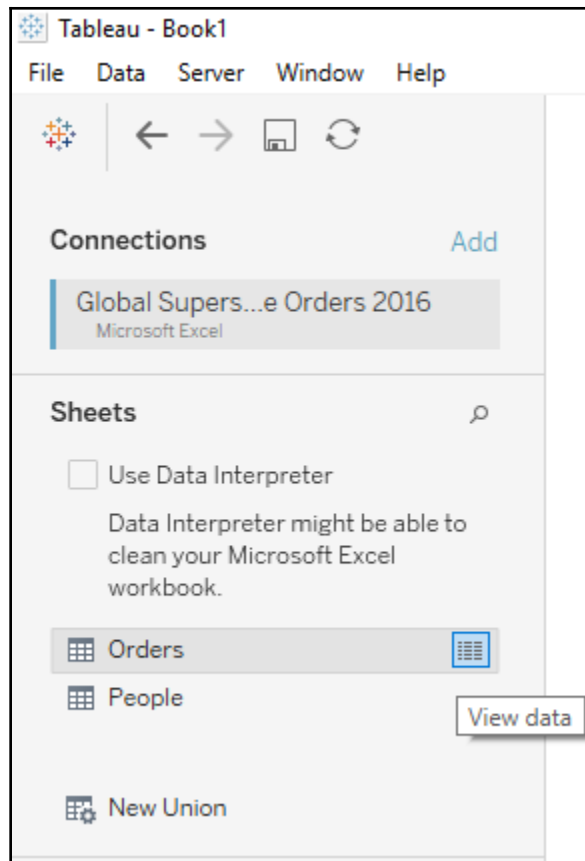
Left pane

Orders (Global Superstore Orders 2016)
Connection: Live | Extract | Filters: 0 | Add

Data & Metadata grid
Sort fields: Data source order | Show aliases | Show hidden fields | 1,000 rows

Row ID	Order ID	Order Date	Ship Date	Ship Mode	Customer ID	Customer Name	Segment	Postal Code	City	State	Country	Region	Market
40098	CA-2014-AB1001614	11/11/2014	11/13/2014	First Class	AB-100161402	Aaron Bergman	Consumer	73120	Oklahoma City	Oklahoma	United States	Central US	USCA
26341	IN-2014-R162107-41	2/5/2014	2/7/2014	Second Class	JR-162107	Justin Ritter	Corporate	null	Wollongong	New South Wales	Australia	Oceania	Asia Pacific
25300	IN-2014-CR127307-4	10/17/2014	10/18/2014	First Class	CR-127307	Craig Ritter	Consumer	null	Brisbane	Queensland	Australia	Oceania	Asia Pacific
13624	ES-2014-KM1637648...	1/28/2014	1/30/2014	First Class	KM-1637648	Katherine Murray	Home Office	null	Berlin	Berlin	Germany	Western Europe	Europe
47221	SG-2014-RH9495111...	11/5/2014	11/6/2014	Same Day	RH-9495111	Rick Hansen	Consumer	null	Dakar	Dakar	Senegal	Western Africa	Africa
22732	IN-2014-JM156557-4...	6/28/2014	7/1/2014	Second Class	JM-156557	Jim Mitchum	Corporate	null	Sydney	New South Wales	Australia	Oceania	Asia Pacific
30670	IN-2012-TS2134092-4...	11/6/2012	11/8/2012	First Class	TS-2134092	Toby Swindell	Consumer	null	Porirua	Wellington	New Zealand	Oceania	Asia Pacific
31192	IN-2013-MB1808592...	4/14/2013	4/18/2013	Standard Class	MB-1808592	Mick Brown	Consumer	null	Hamilton	Waikato	New Zealand	Oceania	Asia Pacific
40099	CA-2014-AB1001614	11/11/2014	11/13/2014	First Class	AB-100161402	Aaron Bergman	Consumer	73120	Oklahoma City	Oklahoma	United States	Central US	USCA
36258	CA-2012-AB1001614	3/6/2012	3/7/2012	First Class	AB-100161404	Aaron Bergman	Consumer	98103	Seattle	Washington	United States	Western US	USCA
36259	CA-2012-AB1001614	3/6/2012	3/7/2012	First Class	AB-100161404	Aaron Bergman	Consumer	98103	Seattle	Washington	United States	Western US	USCA
38879	ID-2013-AJ107801-41...	4/19/2013	4/22/2013	First Class	AJ-107801	Anthony Jacobs	Corporate	null	Kabul	Kabul	Afghanistan	Southern Asia	Asia Pacific
45794	SA-2012-MM7260110...	12/26/2012	12/28/2012	Second Class	MM-7260110	Margelene Morse	Consumer	null	Jizan	Jizan	Saudi Arabia	Western Asia	Asia Pacific
4132	MX-2013-VF2171618...	11/13/2013	11/13/2013	Same Day	VF-2171618	Vicky Freymann	Home Office	null	Toledo	Parana	Brazil	South America	LATAM
27704	IN-2014-PF1912027...	6/6/2014	6/8/2014	Second Class	PF-1912027	Peter Fuller	Consumer	null	Mudanjiang	Heilongjiang	China	Eastern Asia	Asia Pacific

Data Source | sheet1 | Per: Fabian



Connections Add

Global Supers...e Orders 2016
Microsoft Excel

Sheets P

Use Data Interpreter
Data Interpreter might be able to clean your Microsoft Excel workbook.

Orders

People

New Union

Orders (Global Superstore Orders 2016)

Orders
People

View Data: Orders - □ ×

10,000 rows

Category	City	Country	Customer ID	Customer Name	Market	Order Date
Technology	Oklahoma City	United States	AB-100151402	Aaron Bergman	USCA	11/11/2014
Furniture	Wollongong	Australia	JR-162107	Justin Ritter	Asia Pacific	2/5/2014
Technology	Brisbane	Australia	CR-127307	Craig Reiter	Asia Pacific	10/17/2014
Technology	Berlin	Germany	KM-1637548	Katherine Murray	Europe	1/28/2014
Technology	Dakar	Senegal	RH-9495111	Rick Hansen	Africa	11/5/2014
Technology	Sydney	Australia	JM-156557	Jim Mitchum	Asia Pacific	6/28/2014
Furniture	Porirua	New Zealand	TS-2134092	Toby Swindell	Asia Pacific	11/6/2012
Furniture	Hamilton	New Zealand	MB-1808592	Mick Brown	Asia Pacific	4/14/2013
Furniture	Oklahoma City	United States	AB-100151402	Aaron Bergman	USCA	11/11/2014
Furniture	Seattle	United States	AB-100151404	Aaron Bergman	USCA	3/6/2012
Office Supplies	Seattle	United States	AB-100151404	Aaron Bergman	USCA	3/6/2012
Furniture	Kabul	Afghanistan	AJ-107801	Anthony Jacobs	Asia Pacific	4/19/2013
Technology	Jizan	Saudi Arabia	MM-7260110	Magdelene Morse	Asia Pacific	12/26/2012
Furniture	Toledo	Brazil	VF-2171518	Vicky Freymann	LATAM	11/13/2013
Office Supplies	Mudanjiang	China	PF-1912027	Peter Fuller	Asia Pacific	6/6/2014
Office Supplies	Paris	France	BP-1118545	Ben Peterman	Europe	7/31/2015
Office Supplies	Arlington	United States	AB-100151402	Aaron Bergman	USCA	2/19/2012

← → 📄 ↻

Orders (Global Superstore Orders 2016)

Connections Add

Global Superstore Orders 2016
Microsoft Excel

Sheets 🔍

Use Data Interpreter
Data Interpreter might be able to clean your Microsoft Excel workbook.

Orders

People

New Union

📄

Sort fields

Data source order

▼

# Orders	Abc Orders	📅 Orders	📅 Orders	Abc Orders
Row ID	Order ID	Order Date	Ship Date	Ship Mode
40098	CA-2014-AB1001514...	11/11/2014	11/13/2014	First Class

📄

Sort fields

Data source order

▼

Sort fields

Data source order

Show aliases
 Show hidden fields
1,000
rows

#	Abc	📅	📅	Abc	Abc	Abc	Abc	📍	📍	📍	📍	Abc	Abc
Orders	Orders	Orders	Orders	Orders	Orders	Orders	Orders	Orders	Orders	Orders	Orders	Orders	Orders
Row ID	Order ID	Order Date	Ship Date	Ship Mode	Customer ID	Customer Name	Segment	Postal Code	City	State	Country	Region	Market
40098	CA-2014-AB1001514...	11/11/2014	11/13/2014	First Class	AB-100151402	Aaron Bergman	Consumer	73120	Oklahoma City	Oklahoma	United States	Central US	USCA
26341	IN-2014-JR16210741...	2/5/2014	2/7/2014	Second Class	JR-162107	Justin Ritter	Corporate	null	Wollongong	New South Wales	Australia	Oceania	Asia Pacific
25330	IN-2014-CR1273074...	10/17/2014	10/18/2014	First Class	CR-127307	Craig Reiter	Consumer	null	Brisbane	Queensland	Australia	Oceania	Asia Pacific
13524	ES-2014-KM1637548...	1/28/2014	1/30/2014	First Class	KM-1637548	Katherine Murray	Home Office	null	Berlin	Berlin	Germany	Western Europe	Europe
47221	SG-2014-RH9495111...	11/5/2014	11/6/2014	Same Day	RH-9495111	Rick Hansen	Consumer	null	Dakar	Dakar	Senegal	Western Africa	Africa
22732	IN-2014-JM1565574...	6/28/2014	7/1/2014	Second Class	JM-156557	Jim Mitchell	Corporate	null	Sydney	New South Wales	Australia	Oceania	Asia Pacific
30570	IN-2012-TS21340924...	11/6/2012	11/8/2012	First Class	TS-2134092	Toby Swindell	Consumer	null	Porirua	Wellington	New Zealand	Oceania	Asia Pacific
31192	IN-2013-MB1808592...	4/14/2013	4/18/2013	Standard Class	MB-1808592	Mick Brown	Consumer	null	Hamilton	Waikato	New Zealand	Oceania	Asia Pacific
40099	CA-2014-AB1001514...	11/11/2014	11/13/2014	First Class	AB-100151402	Aaron Bergman	Consumer	73120	Oklahoma City	Oklahoma	United States	Central US	USCA
36258	CA-2012-AB1001514...	3/6/2012	3/7/2012	First Class	AB-100151404	Aaron Bergman	Consumer	98103	Seattle	Washington	United States	Western US	USCA
36259	CA-2012-AB1001514...	3/6/2012	3/7/2012	First Class	AB-100151404	Aaron Bergman	Consumer	98103	Seattle	Washington	United States	Western US	USCA
28879	ID-2013-AJ10780141...	4/19/2013	4/22/2013	First Class	AJ-107801	Anthony Jacobs	Corporate	null	Kabul	Kabul	Afghanistan	Southern Asia	Asia Pacific
45794	SA-2012-MM7260110...	12/26/2012	12/28/2012	Second Class	MM-7260110	Magdelene Morse	Consumer	null	Jizan	Jizan	Saudi Arabia	Western Asia	Asia Pacific

#	Order ID
40098	CA-2014-AB1001514...
26341	IN-2014-JR162107-41...
25330	IN-2014-CR127307-4...
13524	ES-2014-KM1637548-...

#	Order ID	Date
40098		/11/2014
26341		5/2014
25330		/17/2014
13524		28/2014
47221		/5/2014
22732		28/2014

Sort fields Data source order

# Orders Row ID	Abc Orders Order ID		
40098	CA-2014-AB1001514		
26341	IN-2014-JR162107-4		
25330	IN-2014-CR127307-4		
13524	ES-2014-KM1637548		
47221	SG-2014-RH9495111		
22732	IN-2014-JM156557-4		
30570	IN-2012-TS2134092		

- Rename
- Copy Values
- Hide
- Aliases...
- Create Calculated Field...
- Create Group...
- Split
- Custom Split...
- Pivot (select multiple fields)
- Describe...

Sort fields Data source order

Field Name	Manage metadata	Table	Remote Field Name
# Row ID		Orders	Row ID
Abc Order ID		Orders	Order ID
Order Date		Orders	Order Date
Ship Date		Orders	Ship Date
Abc Ship Mode		Orders	Ship Mode
Abc Customer ID		Orders	Customer ID
Abc Customer Name		Orders	Customer Name
Abc Segment		Orders	Segment
Postal Code		Orders	Postal Code
City		Orders	City
State		Orders	State
Country		Orders	Country
Abc Region		Orders	Region
Abc Market		Orders	Market
Abc Product ID		Orders	Product ID

Connections Add

Global Superstore Orders 2016
Microsoft Excel

Sheets p

Use Data Interpreter
Data Interpreter might be able to clean your Microsoft Excel workbook.

- Orders
- People
- New Union

Orders (Global Superstore Orders 2016)

Orders

Sort fields Data source order

Show hidden fields

Field Name	Table	Remote Field Name
Row ID	Orders	Row ID
Order ID	Orders	Order ID
Order Date	Orders	Order Date
Ship Date	Orders	Ship Date
Ship Mode	Orders	Ship Mode
Customer ID	Orders	Customer ID
Customer Name	Orders	Customer Name
Segment	Orders	Segment
Postal Code	Orders	Postal Code
City	Orders	City
State	Orders	State
Country	Orders	Country
Region	Orders	Region
Market	Orders	Market
Product ID	Orders	Product ID
Category	Orders	Category
Sub-Category	Orders	Sub-Category
Product Name	Orders	Product Name
Sales	Orders	Sales
Quantity	Orders	Quantity
Discount	Orders	Discount
Profit	Orders	Profit
Shipping Cost	Orders	Shipping Cost
Order Priority	Orders	Order Priority

Connection

Live Extract

Filters 0 | Add

Data Source
Sheet 1

Sort fields Data source order ▾

Field Name	Table	Remote Field Name
# Row ID ▾	Orders	Row ID
<ul style="list-style-type: none"> Number (decimal) <input checked="" type="radio"/> Number (whole) Date & Time Date String Boolean <input checked="" type="checkbox"/> Default Geographic Role ▶ 	Orders	Order ID
	Orders	Order Date
	Orders	Ship Date
	Orders	Ship Mode
	Orders	Customer ID
	Orders	Customer Name
Abc Segment	Orders	Segment

Sheet1 (Multiple Connections) Connection: Live Extract Filters: 0 | Add

Sheet1

Sort fields: Data source order Show aliases Show hidden fields: 5 rows

Year	NFL champ...	NBA champ...	NHL cham
2015	Patriots	Warriors	Blackhawk
2016	Broncos	Cavaliers	Penguins
2017	Patriots	Warriors	Penguins
2018	Eagles	Warriors	Capitals
2019	Patriots	Raptors	Blues

Context menu options: Rename, Copy Values, Hide, Create Calculated Field..., **Pivot**, Merge Mismatched Fields

Data Source: Sheet1 Peri, Fabian

Sheet1 (Multiple Connections)

Connection: Live Extract

Filters: 0 | Add

Connections: Add

- Global Superstore Orders 2016 (Microsoft Excel)
- champions (Microsoft Excel)

Sheets: Sheet1, New Union

Sort fields: Data source order

Show aliases Show hidden fields 15 rows

Pivot Field ...	Pivot Field ...	Year
NBA champion	Warriors	2015
NBA champion	Cavaliers	2016
NBA champion	Warriors	2017
NBA champion	Warriors	2018
NBA champion	Raptors	2019
NFL champion	Patriots	2015
NFL champion	Broncos	2016
NFL champion	Patriots	2017
NFL champion	Eagles	2018
NFL champion	Patriots	2019
NHL champion	Blackhawks	2015
NHL champion	Penguins	2016
NHL champion	Penguins	2017
NHL champion	Capitals	2018
NHL champion	Blues	2019

Data Source: Sheet1

Peri, Fabian

Global Superstore Orders 2016

Orders

Connection: Live | Filters: 0 | Add

Sort fields: Data source order | Show aliases: | Show hidden fields: 1,000 | rows

Row ID	Order ID	Order Date	Ship Date	Ship Mode	Customer ID	Customer Name	City	State	Country	Region	Market	Product ID	Category	Sub-Cat
40998	CA-2014-AB1...	11/11/2014	11/13/2014	First Class	AB-100151402	Aaron Bergman	Oklahoma City	Oklahoma	United States	Central US	USCA	TEC-PH-5816	Technology	Phon...
26341	IN-2014-JR16...	2/5/2014	2/7/2014	Second Class	JR-162107	Justin Ritter	Wollongong	New South W...	Australia	Oceania	Asia Pacific	FUR-CH-5379	Furniture	Chair
25330	IN-2014-CR12...	10/17/2014	10/18/2014	First Class	CR-127307	Craig Reiter	Brisbane	Queensland	Australia	Oceania	Asia Pacific	TEC-PH-5356	Technology	Phon...
13524	ES-2014-KM1...	1/08/2014	1/30/2014	First Class	KM-1637548	Katherine Murray	Berlin	Berlin	Germany	Western Euro...	Europe	TEC-PH-5267	Technology	Phon...
47221	SG-2014-RH9...	1/5/2014	1/6/2014	Same Day	RH-9495111	Rick Hansen	Dakar	Dakar	Senegal	Western Africa	Africa	TEC-CD-6011	Technology	Copia...
22732	IN-2014-JM1...	6/08/2014	7/1/2014	Second Class	JM-156557	Jim Mitchum	Sydney	New South W...	Australia	Oceania	Asia Pacific	TEC-PH-5842	Technology	Phon...
30570	IN-2012-TS21...	11/8/2012	11/8/2012	First Class	TS-2134092	Toby Swindell	Poninau	Wellington	New Zealand	Oceania	Asia Pacific	FUR-CH-5378	Furniture	Chair
31192	IN-2013-MB1...	4/4/2013	4/18/2013	Standard Class	MB-1806592	Mick Brown	Hamilton	Waikato	New Zealand	Oceania	Asia Pacific	FUR-TA-3764	Furniture	Table
40909	CA-2014-AB1...	11/11/2014	11/13/2014	First Class	AB-100151402	Aaron Bergman	Oklahoma City	Oklahoma	United States	Central US	USCA	FUR-BO-9597	Furniture	Book
36258	CA-2012-AB1...	3/6/2012	3/7/2012	First Class	AB-100151404	Aaron Bergman	Seattle	Washington	United States	Western US	USCA	FUR-CH-4421	Furniture	Chair
36259	CA-2012-AB1...	3/6/2012	3/7/2012	First Class	AB-100151404	Aaron Bergman	Seattle	Washington	United States	Western US	USCA	OFF-AR-5309	Office Supplies	Art
28879	ID-2013-AJ10...	4/19/2013	4/22/2013	First Class	AJ-107801	Anthony Jacobs	Kabul	Kabul	Afghanistan	Southern Asia	Asia Pacific	FUR-TA-3420	Furniture	Table
45794	SA-2012-MM...	12/26/2012	12/28/2012	Second Class	MM-7260110	Magdeleine Morse	Jizan	Jizan	Saudi Arabia	Western Asia	Asia Pacific	TEC-PH-3807	Technology	Phon...
4132	MX-2013-VF2...	11/13/2013	11/13/2013	Same Day	VF-2171518	Vicki Freiwann	Toledo	Parana	Brazil	South America	LATAM	FUR-CH-4530	Furniture	Chair

Data Source: Sheet 1 | Per: Fabian

Orders	Calculation	Calculation
Customer Name	Customer ...	Customer ...
Aaron Bergman	Aaron	Bergman
Justin Ritter	Justin	Ritter
Craig Reiter	Craig	Reiter
Katherine Murray	Katherine	Murray
Rick Hansen	Rick	Hansen
Jim Mitchum	Jim	Mitchum
Toby Swindell	Toby	Swindell
Mick Brown	Mick	Brown
Aaron Bergman	Aaron	Bergman
Aaron Bergman	Aaron	Bergman
Aaron Bergman	Aaron	Bergman
Anthony Jacobs	Anthony	Jacobs
Magdelene Morse	Magdelene	Morse

Tableau - Book1

File Data Server Window Help

Connections **Add**

Global Superstore Orders 2016
Microsoft Excel

Sheets

Use Data Interpreter
Data Interpreter might be able to clean your Microsoft Excel workbook.

Orders

People

New Union

Orders (Global Superstore Orders 2016)

Connection Live Extract

Filters **0** | **Add**

Sort fields Data source order

1 **Filters** **0** | **Add**

2 **Add** **Edit** **Remove**

Edit Data Source Filters

Filter **Details**

Add Filter

Select a field:

Enter search text:

Category
City
Country
Customer ID
Customer Name
Customer Name - Split 1
Customer Name - Split 2
Discount
Market
Order Date
Order ID
Order Priority
Postal Code

OK Cancel

Row ID	Order ID	Order Date	Ship Date	Ship Mode	Customer	Region	Country	State	City	Postal Code	Segment	Market	Product Line
40098	CA-2014-AB1...	11/11/2014	11/13/2014	First Class	AB-10015402	Aaron Bergman	United States	Oklahoma	Oklahoma City	73120	Consumer	USCA	TEC-...
26341	IN-2014-RJ16...	2/5/2014	2/7/2014	Second Class	JR-1622	Justin Ritter	United States	Indiana	Wollogong	New South Wales	Corporate	Oceania	Asia Pacific
25330	IN-2014-CR12...	10/17/2014	10/18/2014	First Class	CR-127307	Craig Reiter	Australia	Queensland	Brisbane	Queensland	Consumer	Oceania	Asia Pacific
13524	ES-2014-KM1...	1/28/2014	1/30/2014	First Class	KM-1637548	Katherine Murray	Germany	Berlin	Berlin	Germany	Home Office	Western Europe	Europe
47221	SG-2014-RH9...	11/6/2014	11/6/2014	Same Day	RH-9495111	Rick Hansen	Senegal	Dakar	Dakar	Senegal	Consumer	Western Africa	Africa
22732	IN-2014-JM1...	6/28/2014	7/1/2014	Second Class	JM-156557	Jim Mitchum	Australia	New South Wales	Sydney	New South Wales	Corporate	Oceania	Asia Pacific
30570	IN-2012-TS21...	11/8/2012	11/8/2012	First Class	TS-2134092	Toby Swindell	Oceania	Perth	Perth	Perth	Consumer	Oceania	Asia Pacific
31192	IN-2013-MB1...	4/14/2013	4/18/2013	Standard Class	MB-1808592	Mick Brown	New Zealand	Hamilton	Waikato	New Zealand	Consumer	Oceania	Asia Pacific
40099	CA-2014-AB1...	11/11/2014	11/13/2014	First Class	AB-10015402	Aaron Bergman	United States	Oklahoma	Oklahoma City	Oklahoma	Consumer	Central US	USCA
36258	CA-2012-AB1...	3/6/2012	3/7/2012	First Class	AB-10015404	Aaron Bergman	United States	Washington	Seattle	Washington	Consumer	Western US	USCA
36259	CA-2012-AB1...	3/6/2012	3/7/2012	First Class	AB-10015404	Aaron Bergman	United States	Washington	Seattle	Washington	Consumer	Western US	USCA
28879	ID-2013-AJ10...	4/19/2013	4/22/2013	First Class	AJ-107801	Anthony Jacobs	Afghanistan	Kabul	Kabul	Afghanistan	Corporate	Southern Asia	Asia Pacific
45794	SA-2012-MM...	12/26/2012	12/28/2012	Second Class	MM-7260110	Magdeleine Morse	Saudi Arabia	Jizan	Jizan	Saudi Arabia	Consumer	Western Asia	TEC-...
4132	MX-2013-VF2...	11/13/2013	11/13/2013	Same Day	VF-2171518	Vicky Freymann	Brazil	Parana	Toledo	Brazil	Home Office	South America	LATAM

3 Data Source Sheet 1

Peri Fabian

Tableau - Book1

File Data Server Window Help

Connections **Add**

Global Superstore Orders 2016
Microsoft Excel

Sheets

Use Data Interpreter
Data Interpreter might be able to clean your Microsoft Excel workbook.

Orders

People

New Union

Orders (Global Superstore Orders 2016)

Connection Live Extract

Filters **0** | **Add**

1 **Filters** **0** | **Add**

2 **Add** **Edit** **Remove**

Edit Data Source Filters

Filter **Details**

Add Filter

Select a field:

Enter search text:

Category
City
Country
Customer ID
Customer Name
Customer Name - Split 1
Customer Name - Split 2
Discount
Market
Order Date
Order ID
Order Priority
Postal Code

OK Cancel

3 Data Source Sheet 1

Peri Fabian

4 **Join**

Join

Inner Left Right Full Outer

Data Source Region (People)

Add new join clause

Row ID	Order ID	Order Date	Ship Date	Ship Mode	Customer	Region	Country	State	City	Postal Code	Segment	Market	Product Line
40098	CA-2014-AB1...	11/11/2014	11/13/2014	First Class	AB-10015402	Aaron Bergman	United States	Oklahoma	Oklahoma City	73120	Consumer	USCA	TEC-...
26341	IN-2014-RJ16...	2/5/2014	2/7/2014	Second Class	JR-1622	Justin Ritter	United States	Indiana	Wollogong	New South Wales	Corporate	Oceania	Asia Pacific
25330	IN-2014-CR12...	10/17/2014	10/18/2014	First Class	CR-127307	Craig Reiter	Australia	Queensland	Brisbane	Queensland	Consumer	Oceania	Asia Pacific
13524	ES-2014-KM1...	1/28/2014	1/30/2014	First Class	KM-1637548	Katherine Murray	Germany	Berlin	Berlin	Germany	Home Office	Western Europe	Europe
47221	SG-2014-RH9...	11/6/2014	11/6/2014	Same Day	RH-9495111	Rick Hansen	Senegal	Dakar	Dakar	Senegal	Consumer	Western Africa	Africa
22732	IN-2014-JM1...	6/28/2014	7/1/2014	Second Class	JM-156557	Jim Mitchum	Australia	New South Wales	Sydney	New South Wales	Corporate	Oceania	Asia Pacific
30570	IN-2012-TS21...	11/8/2012	11/8/2012	First Class	TS-2134092	Toby Swindell	Oceania	Perth	Perth	Perth	Consumer	Oceania	Asia Pacific
31192	IN-2013-MB1...	4/14/2013	4/18/2013	Standard Class	MB-1808592	Mick Brown	New Zealand	Hamilton	Waikato	New Zealand	Consumer	Oceania	Asia Pacific
40099	CA-2014-AB1001514...	11/11/2014	11/13/2014	First Class	AB-100151402	Aaron Bergman	United States	Oklahoma	Oklahoma City	Oklahoma	Consumer	Central US	USCA
36258	CA-2012-AB1001514...	3/6/2012	3/7/2012	First Class	AB-100151404	Aaron Bergman	United States	Washington	Seattle	Washington	Consumer	Western US	USCA
36259	CA-2012-AB1001514...	3/6/2012	3/7/2012	First Class	AB-100151404	Aaron Bergman	United States	Washington	Seattle	Washington	Consumer	Western US	USCA
28879	ID-2013-AJ107801-41...	4/19/2013	4/22/2013	First Class	AJ-107801	Anthony Jacobs	Afghanistan	Kabul	Kabul	Afghanistan	Corporate	Southern Asia	Asia Pacific
45794	SA-2012-MM7260110...	12/26/2012	12/28/2012	Second Class	MM-7260110	Magdeleine Morse	Saudi Arabia	Jizan	Jizan	Saudi Arabia	Consumer	Western Asia	Asia Pacific

Orders (Global Superstore Orders 2016)

Connections Add

Global Supers...e Orders 2016

Microsoft Excel

Sheets 🔍

Use Data Interpreter

Data Interpreter might be able to clean your Microsoft Excel workbook.

Orders

People

New Union

Orders

Sort fields

Data source order

Connections Add

Global Supers...e Orders 2016

Microsoft Excel

Sheets 🔍

Use Data Interpreter

Data Interpreter might be able to clean your Microsoft Excel workbook.

Orders

People

New Union

Orders

Sort fields

Data source order

Add a Connector

To a File

- Microsoft Excel
- Text file
- JSON file
- Microsoft Access
- PDF file
- Spatial file
- Statistical file
- More...

To a Server

- Tableau Server
- MySQL
- Oracle
- Microsoft SQL Server
- Amazon Redshift

Order ID	Product ID	Product Name	Quantity	Unit Price	Discount	Order Date	Ship Date	Class	Category	Customer	City	State	Country	Region	Market
13524	ES-2014-KM1637549...	...	1/28/2014	1/30/2014	First Class
47221	SG-2014-RH9495111...	...	11/5/2014	11/6/2014	Same Day
22782	IN-2014-M21665574...	...	6/28/2014	7/1/2014	Second Class
30570	IN-2012-7521340924...	...	11/6/2012	11/8/2012	First Class
31192	IN-2013-M21809593...	...	4/14/2013	4/18/2013	Standard Class
40099	CA-2014-AB1001514...	...	11/11/2014	11/13/2014	First Class
36258	CA-2012-AB1001514...	...	3/6/2012	3/7/2012	First Class
36289	CA-2012-AB1001514...	...	3/6/2012	3/7/2012	First Class
28879	ID-2013-AJ107801-41...	...	4/19/2013	4/22/2013	First Class
45794	SA-2012-MM7260110...	...	12/28/2012	12/28/2012	Second Class
4132	MX-2013-FR2171519...	...	11/13/2013	11/13/2013	Same Day
27704	IN-2014-PF1912027...	...	6/6/2014	6/8/2014	Second Class

[20]

Tableau - Book1 [Recovered]

File Data Server Window Help

Connections **Add**

- Global Supers...e Orders 2016 (Microsoft Excel)
- Global Supers... Returns 2016 (Text file)

Files

- Use Data Interpreter
- Data Interpreter might be able to clean your Text file workbook.
- Global Supers...ums 2016.csv

New Union

Sort fields | Data source order

Connection: Live Extract Filters: 0 | Add

Returned	Order ID (Global S...	Region (Global S...	Row ID	Order ID	Order Date	Ship Date	Ship Mode	Customer ID	Customer Name	Segment	Postal Code	City
Yes	CA-2012-6A20830140...	Central US	31784	CA-2012-6A20830140...	10/28/2012	10/30/2012	First Class	SA-208301402	Sue Ann Reed	Consumer	60520	Chicago
Yes	IN-2012-PB19210127...	Eastern Asia	30192	IN-2012-PB19210127...	12/16/2012	12/19/2012	First Class	PB-19210127	Phillip Breyer	Corporate	null	Taipei
Yes	IN-2012-PB19210127...	Eastern Asia	30188	IN-2012-PB19210127...	12/16/2012	12/19/2012	First Class	PB-19210127	Phillip Breyer	Corporate	null	Taipei
Yes	IN-2012-PB19210127...	Eastern Asia	30194	IN-2012-PB19210127...	12/16/2012	12/19/2012	First Class	PB-19210127	Phillip Breyer	Corporate	null	Taipei
Yes	IN-2012-PB19210127...	Eastern Asia	30189	IN-2012-PB19210127...	12/16/2012	12/19/2012	First Class	PB-19210127	Phillip Breyer	Corporate	null	Taipei
Yes	IN-2012-PB19210127...	Eastern Asia	30193	IN-2012-PB19210127...	12/16/2012	12/19/2012	First Class	PB-19210127	Phillip Breyer	Corporate	null	Taipei
Yes	IN-2012-PB19210127...	Eastern Asia	30187	IN-2012-PB19210127...	12/16/2012	12/19/2012	First Class	PB-19210127	Phillip Breyer	Corporate	null	Taipei
Yes	IN-2012-PB19210127...	Eastern Asia	30190	IN-2012-PB19210127...	12/16/2012	12/19/2012	First Class	PB-19210127	Phillip Breyer	Corporate	null	Taipei
Yes	IN-2012-PB19210127...	Eastern Asia	30191	IN-2012-PB19210127...	12/16/2012	12/19/2012	First Class	PB-19210127	Phillip Breyer	Corporate	null	Taipei
Yes	CA-2012-6C20096140...	Central US	35393	CA-2012-6C20096140...	9/22/2012	9/27/2012	Standard Class	SC-200961402	Sanjit Chand	Consumer	55407	Minneapolis
Yes	CA-2012-6C20096140...	Central US	35396	CA-2012-6C20096140...	9/22/2012	9/27/2012	Standard Class	SC-200961402	Sanjit Chand	Consumer	55407	Minneapolis
Yes	CA-2012-6C20096140...	Central US	35394	CA-2012-6C20096140...	9/22/2012	9/27/2012	Standard Class	SC-200961402	Sanjit Chand	Consumer	55407	Minneapolis
Yes	CA-2012-6C20096140...	Central US	35395	CA-2012-6C20096140...	9/22/2012	9/27/2012	Standard Class	SC-200961402	Sanjit Chand	Consumer	55407	Minneapolis
Yes	IN-2015-JH158207-4...	Oceania	25440	IN-2015-JH158207-4...	5/16/2015	5/18/2015	Second Class	JH-158207	John Huston	Consumer	null	Melbourne
Yes	IN-2015-JH158207-4...	Oceania	25439	IN-2015-JH158207-4...	5/16/2015	5/18/2015	Second Class	JH-158207	John Huston	Consumer	null	Melbourne

Data Source | Sheet1 | Per: Fabian

← → ↻

Orders (Global Superstore Orders 2016)

Connections **Add**

- Global Supers...e Orders 2016 (Microsoft Excel)
- Global Supers... Returns 2016 (Text file)

Sheets

- Use Data Interpreter
- Data Interpreter might be able to clean your Microsoft Excel workbook.
- Orders
- People

Orders

Drag table to union

Orders (Global Superstore Orders 2016)

Orders+

Orders (Global Superstore Orders 2016)

Orders+

- Field names are in first row
- Generate field names automatically
- Edit Union...
- Remove

Orders (Global Superstore Orders 2016)

Orders+

Orders+
✕

xxx*

Specific (manual)
Wildcard (automatic)

Connection: Global Superstore Orders 2016

Orders ✕

Orders1

Tables in union: 2

Sort fields

Data source

#	Orders+	Abc	Orders+	Order ID	
Row ID					
40098		CA-2014-AB1001514...			
26341		IN-2014-JR162107-41...			
25330		IN-2014-CR127307-4...			
13524		ES-2014-KM1637548...			
47221		SG-2014-RH9495111-...			
22732		IN-2014-JM156557-4...	6/28/2014	7/1/2014	Second Class

Orders (Global Superstore Orders 2016)

Orders+

Orders+ ✕

Specific (manual)

xxx*
Wildcard (automatic)

Search in: C:\Users\fabiperi\Desktop\files

Sheets Matching pattern(****)

Include ▾ blank = include all

Workbooks

Include ▾ iperstore Orders 2016.xlsx

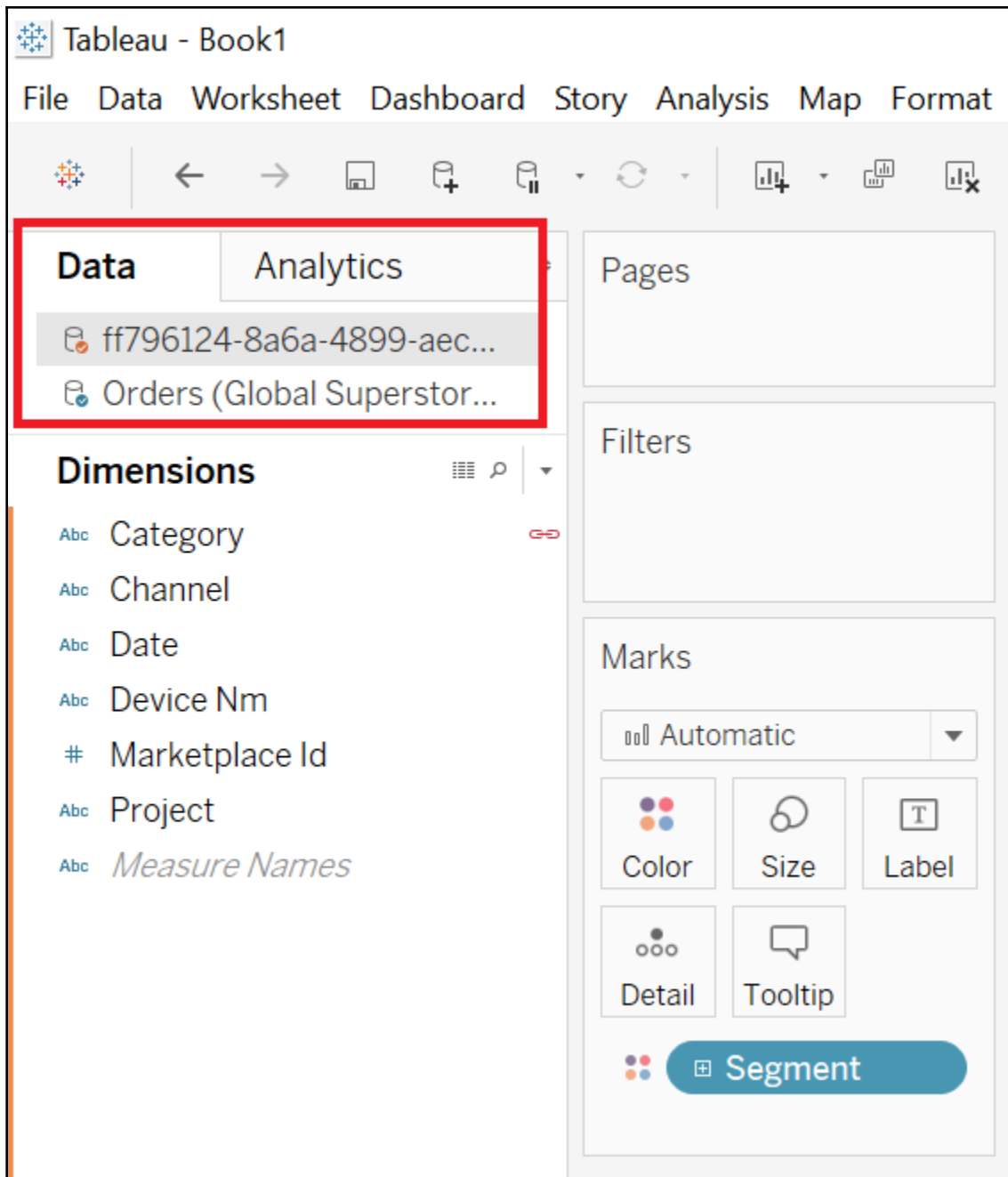
Expand search to subfolders

Expand search to parent folder
C:\Users\fabiperi\Desktop

[Learn more](#)

Apply
OK

#	Abc			
Orders+	Orders+			
Row ID	Order ID			
40098	CA-2014-AB1001514...			
26341	IN-2014-JR162107-41...			
25330	IN-2014-CR127307-4...			
13524	ES-2014-KM1637548-...			
47221	SG-2014-RH9495111-...			
22732	IN-2014-JM156557-4...	6/28/2014	7/1/2014	Second Class



Chapter 2: Working with Worksheets

Tableau - Book1

Global Superstore Orders 2016

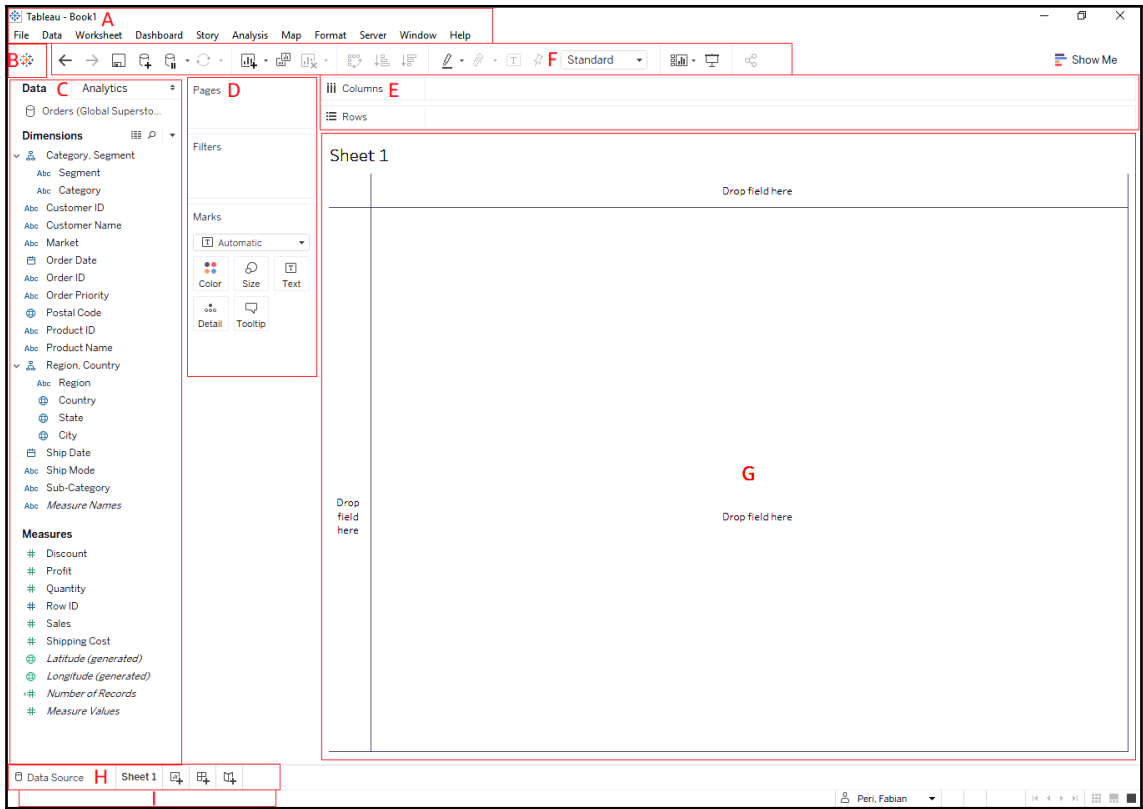
Connections: Global Superstore Orders 2016

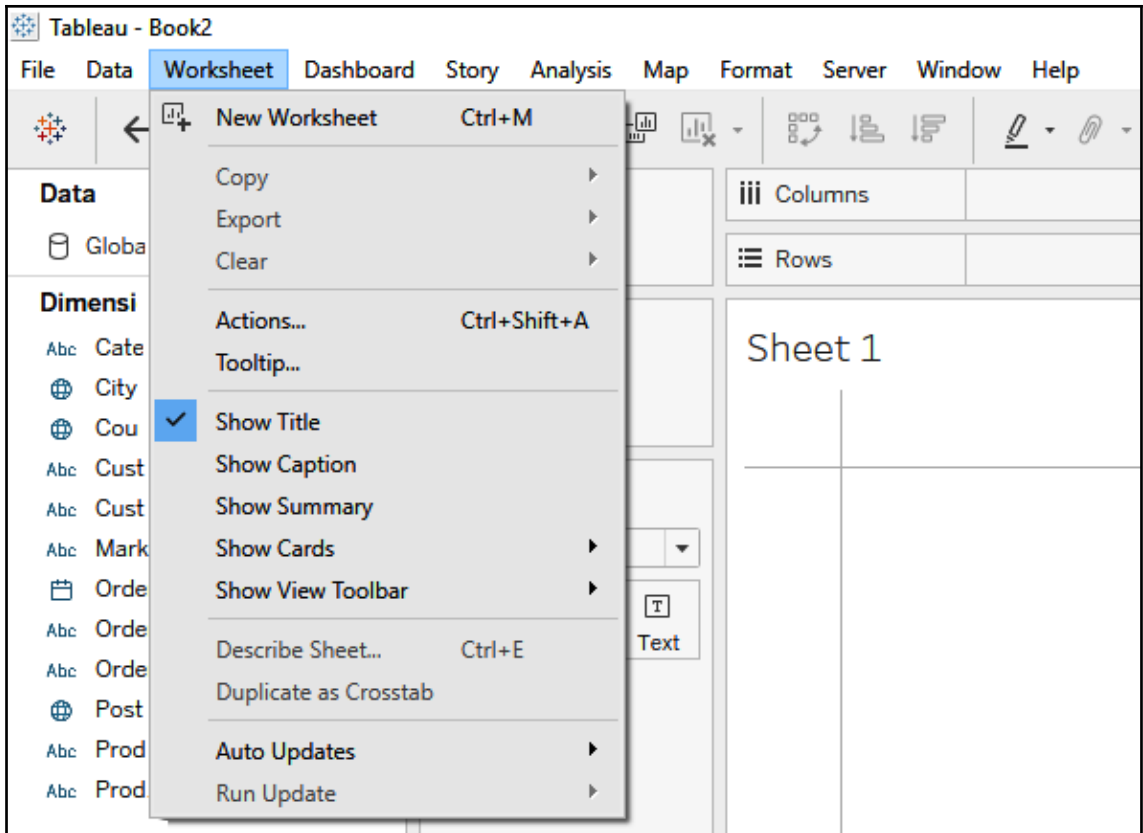
Sheets: Orders

Sort fields: Data source order

Row ID	Order ID	Order Date	Ship Date	Ship Mode	Customer ID	Customer Name	Segment	Postal Code	City	State	Country	Region	Market
40098	CA-2014-AB1001514	11/13/2014	11/23/2014	First Class	AB-100151402	Aaron Bergman	Consumer	73120	Oklahoma City	Oklahoma	United States	Central US	USCA
26341	IN-2014-RJ162107-41...	2/5/2014	2/7/2014	Second Class	JR-162107	Justin Ritter	Corporate	null	Wollongong	New South Wales	Australia	Oceania	Asia Pacific
25330	IN-2014-CR127307-4...	10/17/2014	10/18/2014	First Class	CR-127307	Craig Ritter	Consumer	null	Brisbane	Queensland	Australia	Oceania	Asia Pacific
13624	ES-2014-KM1637548-...	1/28/2014	1/30/2014	First Class	KM-1637548	Katherine Murray	Home Office	null	Berlin	Berlin	Germany	Western Europe	Europe
47221	SG-2014-RH9495111-...	11/5/2014	11/6/2014	Same Day	RH-9495111	Rick Hansen	Consumer	null	Dakar	Dakar	Senegal	Western Africa	Africa
22732	IN-2014-JM156557-4...	6/28/2014	7/1/2014	Second Class	JM-156557	Jim Michum	Corporate	null	Sydney	New South Wales	Australia	Oceania	Asia Pacific
30670	IN-2012-TS2134092-4...	11/6/2012	11/8/2012	First Class	TS-2134092	Toby Swindell	Consumer	null	Porirua	Wellington	New Zealand	Oceania	Asia Pacific
31192	IN-2013-MB1808592-...	4/14/2013	4/18/2013	Standard Class	MB-1808592	Mick Brown	Consumer	null	Hamilton	Waikato	New Zealand	Oceania	Asia Pacific
40099	CA-2014-AB1001514	11/13/2014	11/13/2014	First Class	AB-100151402	Aaron Bergman	Consumer	73120	Oklahoma City	Oklahoma	United States	Central US	USCA
36258	CA-2012-AB1001514	3/6/2012	3/7/2012	First Class	AB-100151404	Aaron Bergman	Consumer	98103	Seattle	Washington	United States	Western US	USCA
36259	CA-2012-AB1001514	3/6/2012	3/7/2012	First Class	AB-100151404	Aaron Bergman	Consumer	98103	Seattle	Washington	United States	Western US	USCA
28879	ID-2013-AJ107801-41...	4/19/2013	4/22/2013	First Class	AJ-107801	Anthony Jacobs	Corporate	null	Kabul	Kabul	Afghanistan	Southern Asia	Asia Pacific
45794	SA-2012-MM7260110...	12/26/2012	12/28/2012	Second Class	MM-7260110	Magdeleine Morse	Consumer	null	Jizan	Jizan	Saudi Arabia	Western Asia	Asia Pacific
4132	MX-2013-VF2171518-...	11/13/2013	11/13/2013	Same Day	VF-2171518	Vicky Freymann	Home Office	null	Toledo	Parana	Brazil	South America	LATAM
27704	IN-2014-PF1912027-...	6/6/2014	6/8/2014	Second Class	PF-1912027	Peter Fuller	Consumer	null	Mudanjiang	Heilongjiang	China	Eastern Asia	Asia Pacific

Data Source: Sheet1





Data
Analytics ▾

Global Superstore Order...

Dimensions ☰ 🔍 ▾

- Abc Category
- City
- Country
- Abc Customer ID
- Abc Customer Name
- Abc Market
- Order Date
- Abc Order ID
- Abc Order Priority
- Order Priority (group)
- Postal Code
- Abc Product ID
- Abc Product Name
- Abc Region
- # Row ID
- Abc Segment
- Ship Date
- Abc Ship Mode
- State
- Abc Sub-Category
- Abc *Measure Names*

Measures

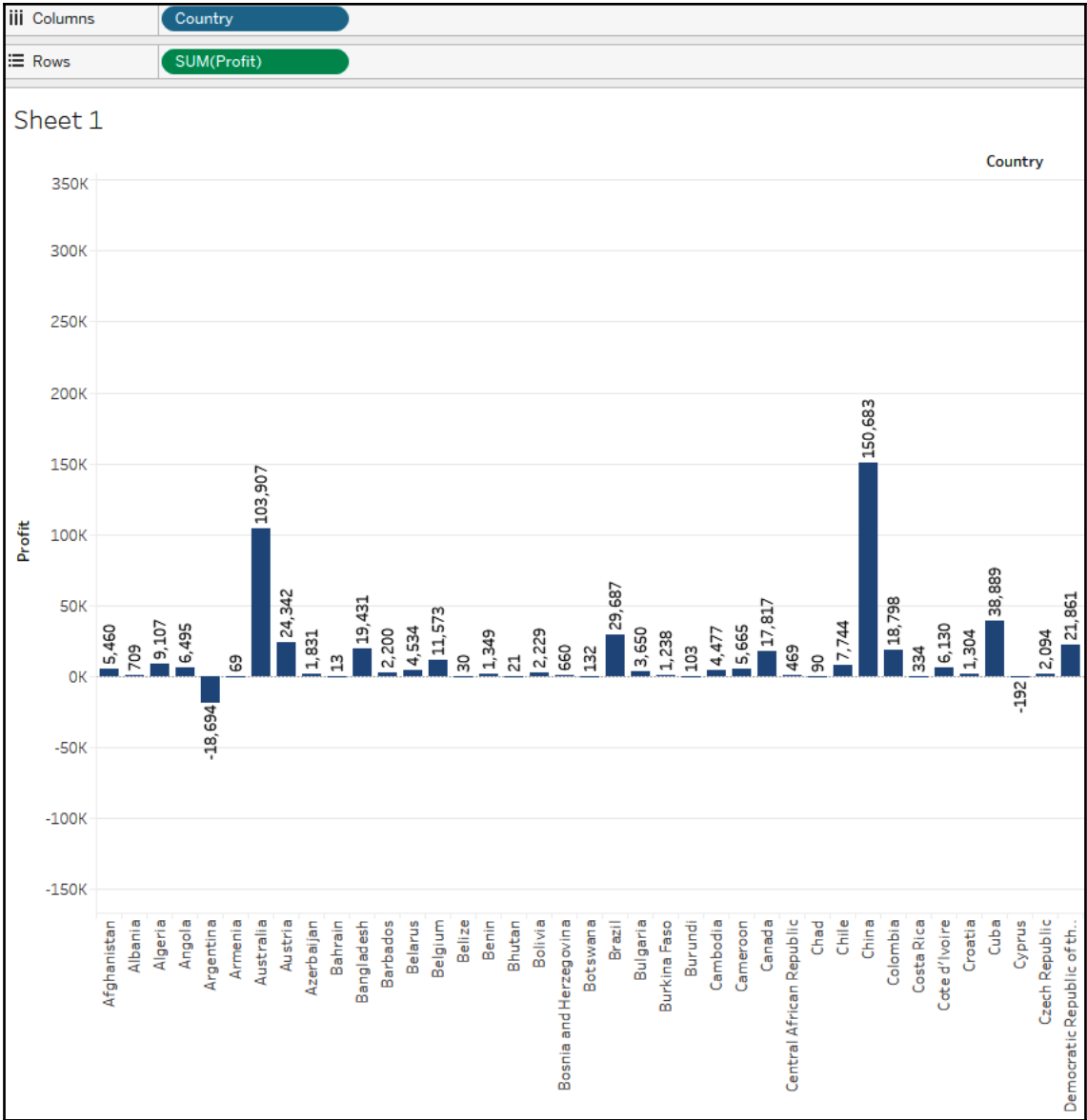
- # Discount
- # Profit
- # Quantity
- # Sales
- # Shipping Cost
- Latitude (generated)*
- Longitude (generated)*
- # *Number of Records*
- # *Measure Values*

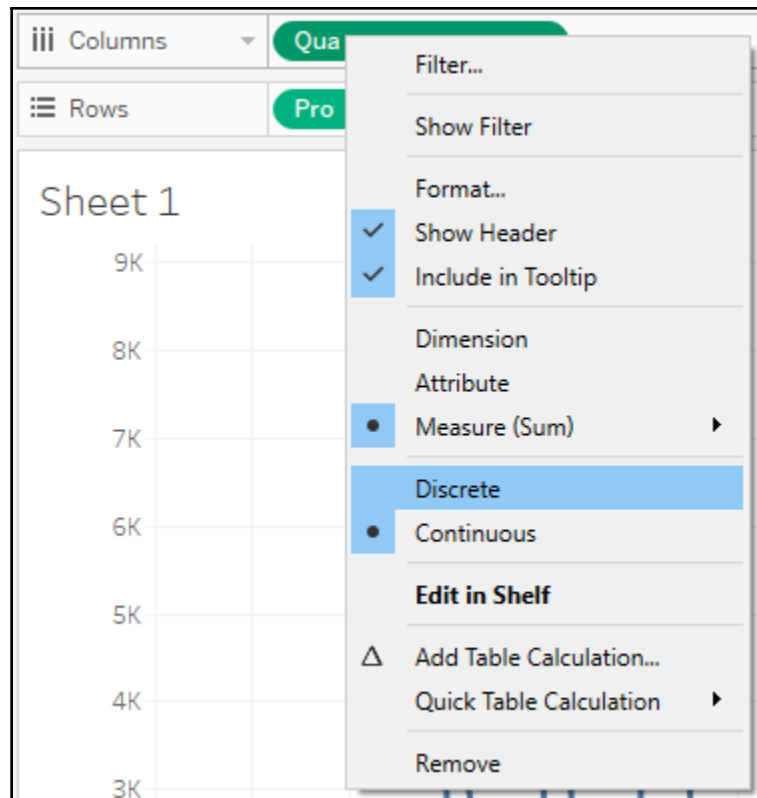
Sets

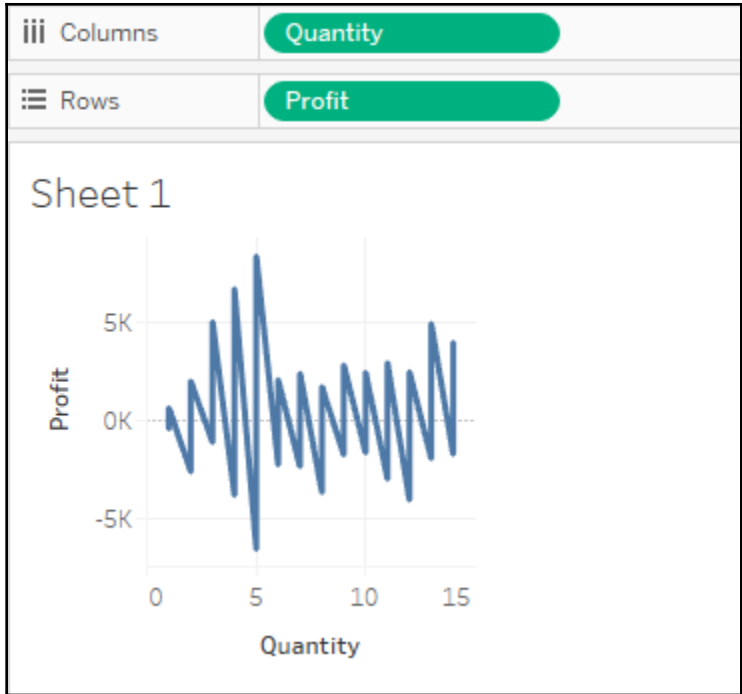
- Countries that start with A

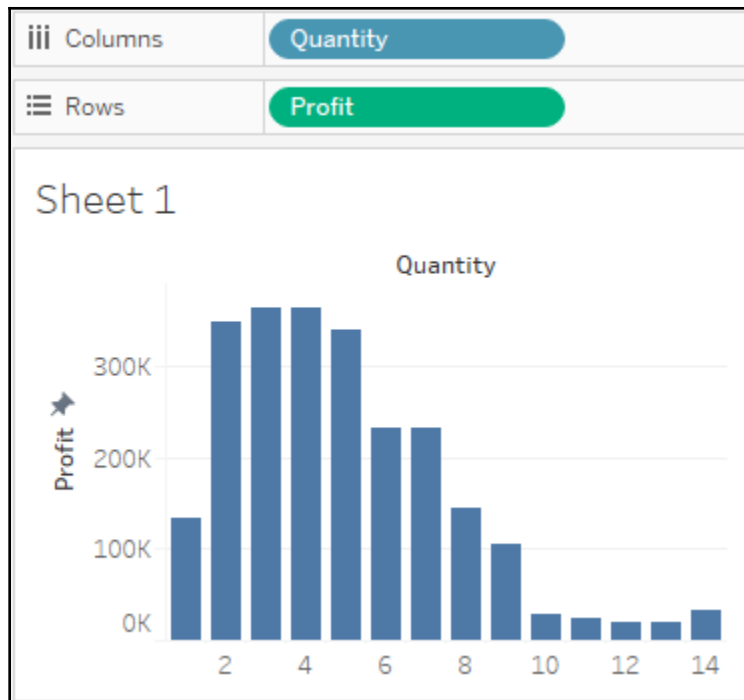
Parameters

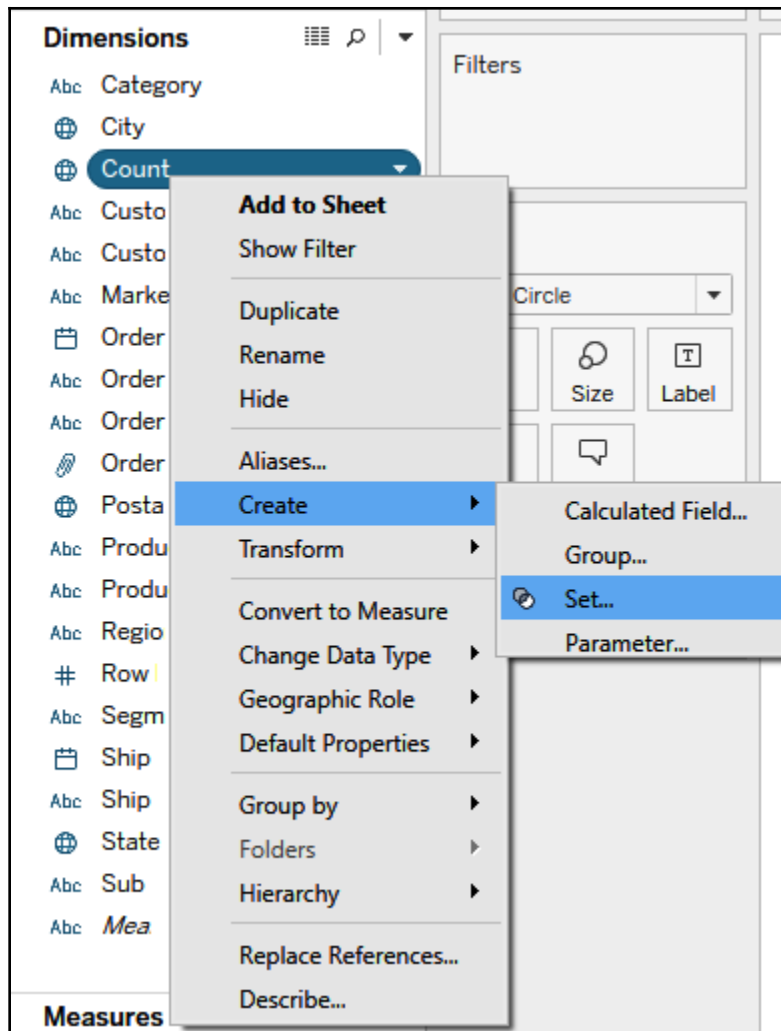
- # Discount parameter











Edit Set [Countries that start with A] ✕

Name:

General Condition Top

Select from list Custom value list Use all

Enter search text

- Afghanistan
- Albania
- Algeria
- Angola
- Argentina
- Armenia
- Australia
- Austria
- Azerbaijan
- Bahrain
- Bangladesh

 Exclude

Summary

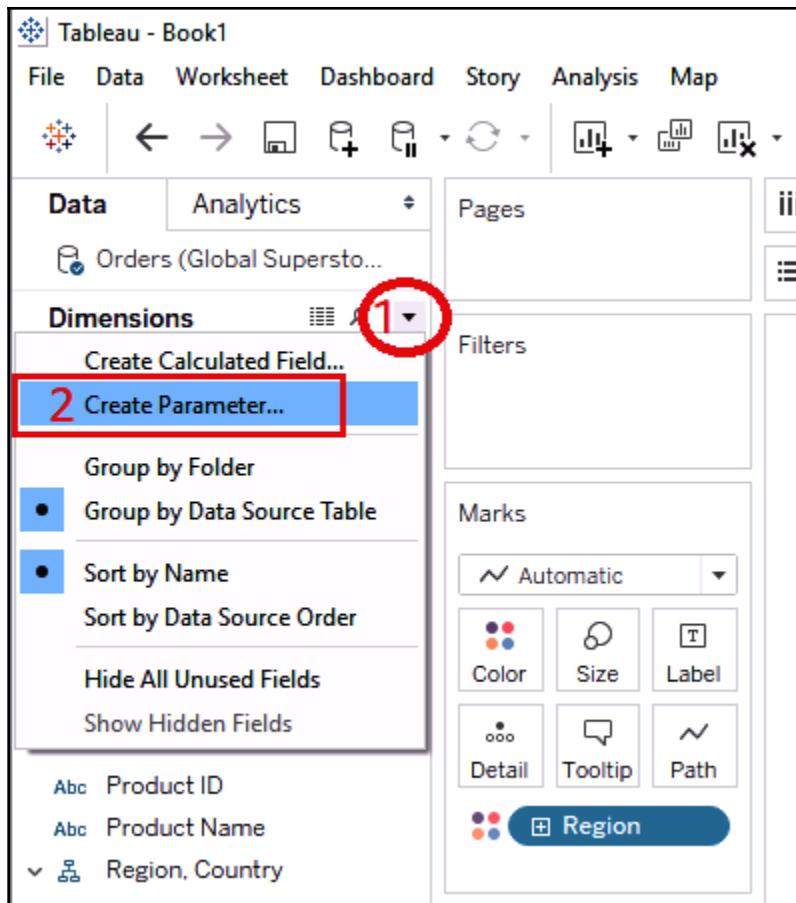
Field: [Country]

Selection: Selected 9 of 165 values

Wildcard: All

Condition: None

Limit: None



Edit Parameter [Multiplier] ✕

Name: Comment >>

Properties

Data type: ▼

Current value:

Display format: ▼

Allowable values: All List Range

✕

`[Profit] * [Multiplier] |`

The calculation is valid. 1 Dependency ▼

All ▼

Enter search text

- ABS
- ACOS
- AND
- ASCII
- ASIN
- ATAN
- ATAN2
- ATTR
- AVG
- CASE
- CEILING
- CHAR
- COLLECT
- CONTAINS
- CORR
- COS
- COT
- COUNT
- COUNTD
- COVAR
- COVARP
- DATE
- DATEADD
- DATEDIFF
- DATENAME

ABS (number)

Returns the absolute value of the given number.

Example: ABS(-7) = 7

The screenshot shows the Tableau interface with the following components:

- Top Bar:** Navigation icons, a 'Standard' view dropdown, and a 'Show Me' button.
- Data Source:** 'Global Superstore Order...' is selected.
- Dimensions Panel:** Lists various fields such as Category, City, Country, Customer ID, Customer Name, Market, Order Date, Order ID, Order Priority, Order Priority (group), Postal Code, Product ID, Product Name, Region, Row ID, Segment, Ship Date, Ship Mode, State, Sub-Category, and Measure Names.
- Measures Panel:** Lists fields like Discount, p. Profit * Multiplier, Profit, Quantity, Sales, Shipping Cost, Latitude (generated), Longitude (generated), Number of Records, and Measure Values.
- Sets Panel:** Contains 'Countries that start with A'.
- Parameters Panel:** Contains 'Multiplier'.
- Marks Card:** Shows 'Automatic' as the mark type, with 'Color', 'Size', and 'Text' as available options. Two calculated fields are added to the marks: 'SUM(Profit)' and 'SUM(p. Profit * Multiplier)'.
- Columns and Rows Shelves:** Both are currently empty.
- Sheet View:** Displays a table with two rows of data:

Column 1	Column 2
1,467,457	
2,934,915	
- Multiplier Parameter:** A text input field on the right side of the interface is set to the value '2'.

Profit Margin ×

`SUM([Profit])/SUM([Sales])`

The calculation is valid. Apply OK

All ▾

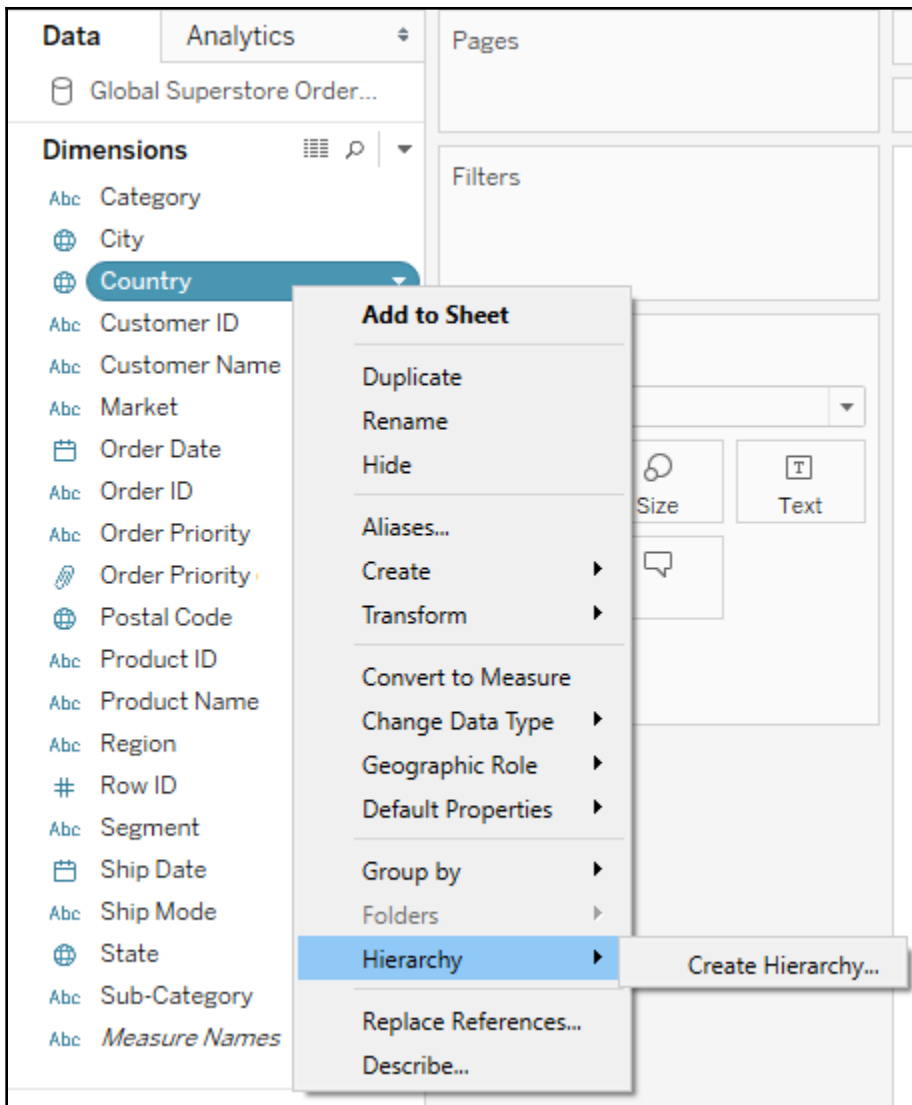
Enter search text

- ABS
- ACOS
- AND
- ASCII
- ASIN
- ATAN
- ATAN2
- ATTR
- AVG
- CASE
- CEILING
- CHAR
- COLLECT
- CONTAINS
- CORR
- COS
- COT
- COUNT
- COUNTD
- COVAR
- COVARP
- DATE
- DATEADD
- DATEDIFF

ABS (number)

Returns the absolute value of the given number.

Example: `ABS(-7) = 7`



Global Superstore Order...

Dimensions

- Abc Category
- Abc Customer ID
- Abc Customer Name
- Geography Hierarchy
 - Country
 - State
 - City
 - Postal Code
- Abc Market
- Abc Order Date
- Abc Order ID
- Abc Order Priority
- Order Priority (group)
- Abc Product ID
- Abc Product Name
- Abc Region
- # Row ID
- Abc Segment
- Abc Ship Date
- Abc Ship Mode
- Abc Sub-Category
- Abc Measure Names

Measures

- # Discount
- # p. Profit * Multiplier
- # Profit
- # Quantity
- # Sales
- # Shipping Cost
- Latitude (generated)
- Longitude (generated)
- # Number of Records
- # Measure Values

Sets

- Countries that start with A

Parameters

- # Multiplier

Columns

- Country
- State
- City
- Postal Code

Filters

- Country: United States

Marks

- Automatic
- Color
- Size
- Text
- Detail
- Tooltip
- Postal Code

Sheet 1

Country	State	City	Postal Code			
United States	Alabama	Auburn	36830	36830		
		Decatur	35601	35601		
		Florence	35630	35630		
		Hoover	35244	35244		
		Huntsville	35810	35810		
		Mobile	36608	36608		
		Montgomery	36116	36116		
		Tuscaloosa	35401	35401		
		Arizona		Avondale	85323	85323
				Bullhead City	86442	86442
Chandler	85224			85224		
Gilbert	85234			85234		
Glendale	85301			85301		
Mesa	85204			85204		
Peoria	85345			85345		
Phoenix	85023			85023		
Scottsdale	85254			85254		
Sierra Vista	85635			85635		
Arkansas		Conway	72032	72032		
		Fayetteville	72701	72701		
		Hot Springs	71901	71901		
		Jonesboro	72401	72401		
		Little Rock	72209	72209		
		Pine Bluff	71603	71603		
		Rogers	72756	72756		
		Springdale	72762	72762		
		Texarkana	71854	71854		
		California		Anaheim	92804	92804
Antioch	94509			94509		
Apple Valley	92307			92307		
Bakersfield	93309			93309		
Brentwood	94513			94513		
Burbank	91505			91505		
Camarillo	93010			93010		
Chico	95928			95928		

Country

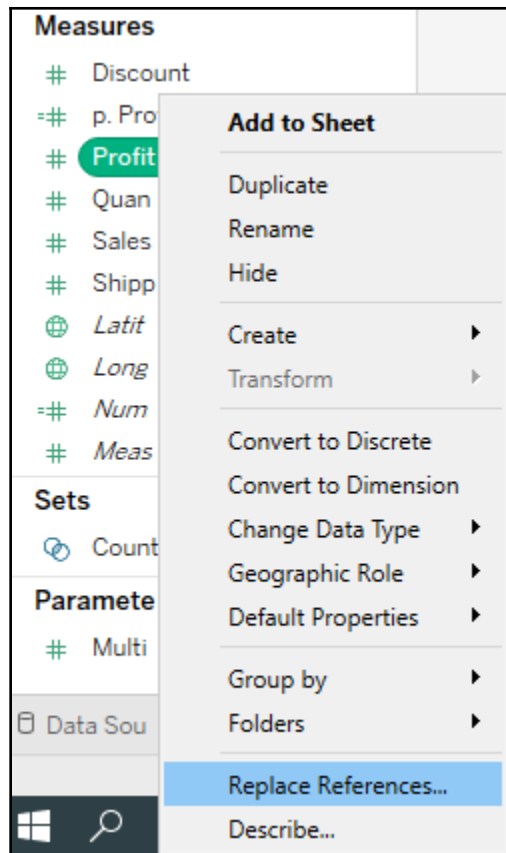
- Romania
- Russia
- Rwanda
- Saudi Arabia
- Senegal
- Serbia
- Sierra Leone
- Singapore
- Slovakia
- Slovenia
- Somalia
- South Africa
- South Korea
- South Sudan
- Spain
- Sri Lanka
- Sudan
- Suriname
- Swaziland
- Sweden
- Switzerland
- Syria
- Taiwan
- Tajikistan
- Tanzania
- Thailand
- The Gambia
- Togo
- Trinidad and Tob...
- Tunisia
- Turkey
- Turkmenistan
- Uganda
- Ukraine
- United Arab Emi...
- United Kingdom
- United States
- Uruguay
- Uzbekistan

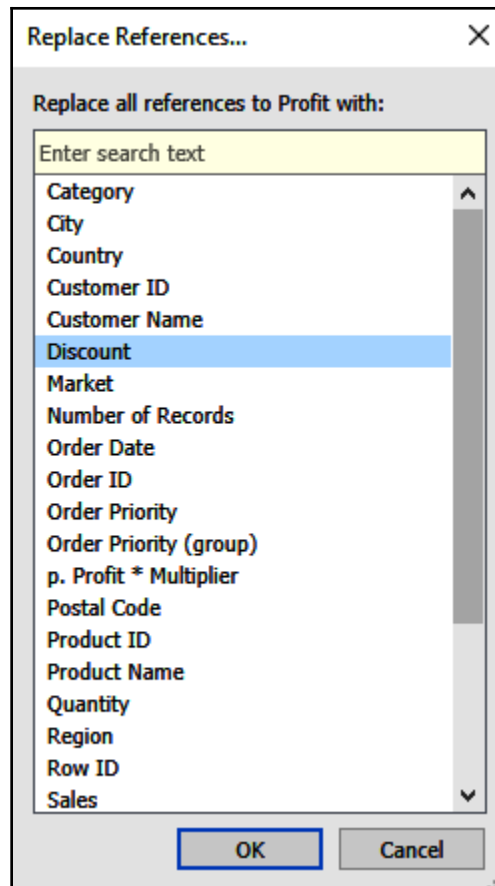
Multiplier

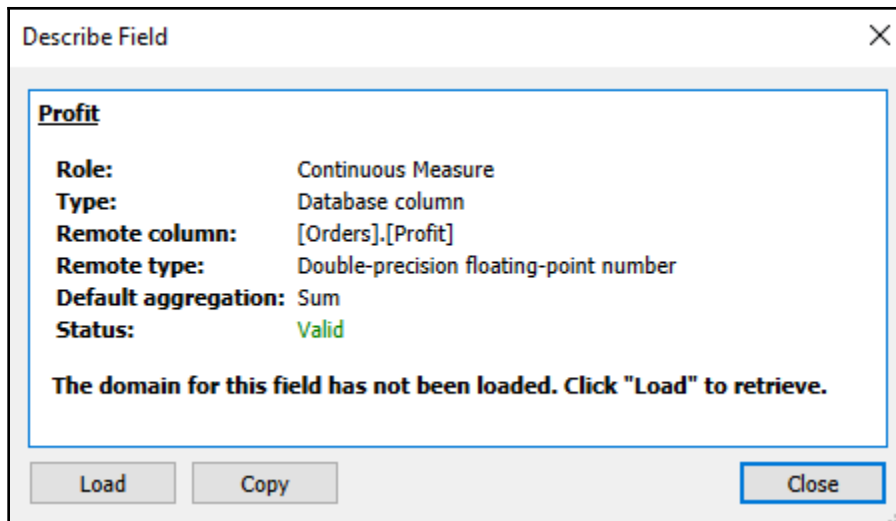
2

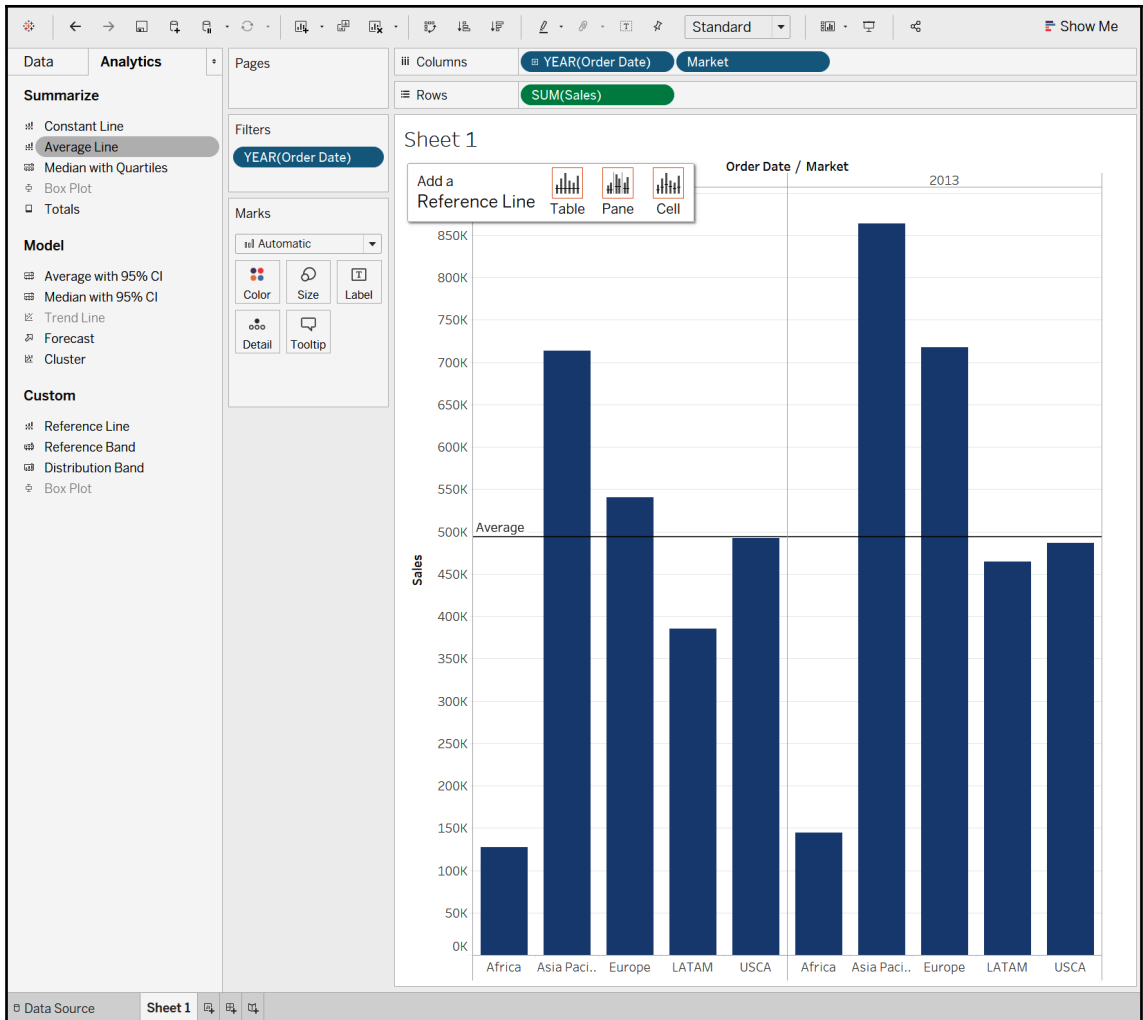
Dimensions

- Customer info folder
 - Abc Customer ID
 - Abc Customer Name

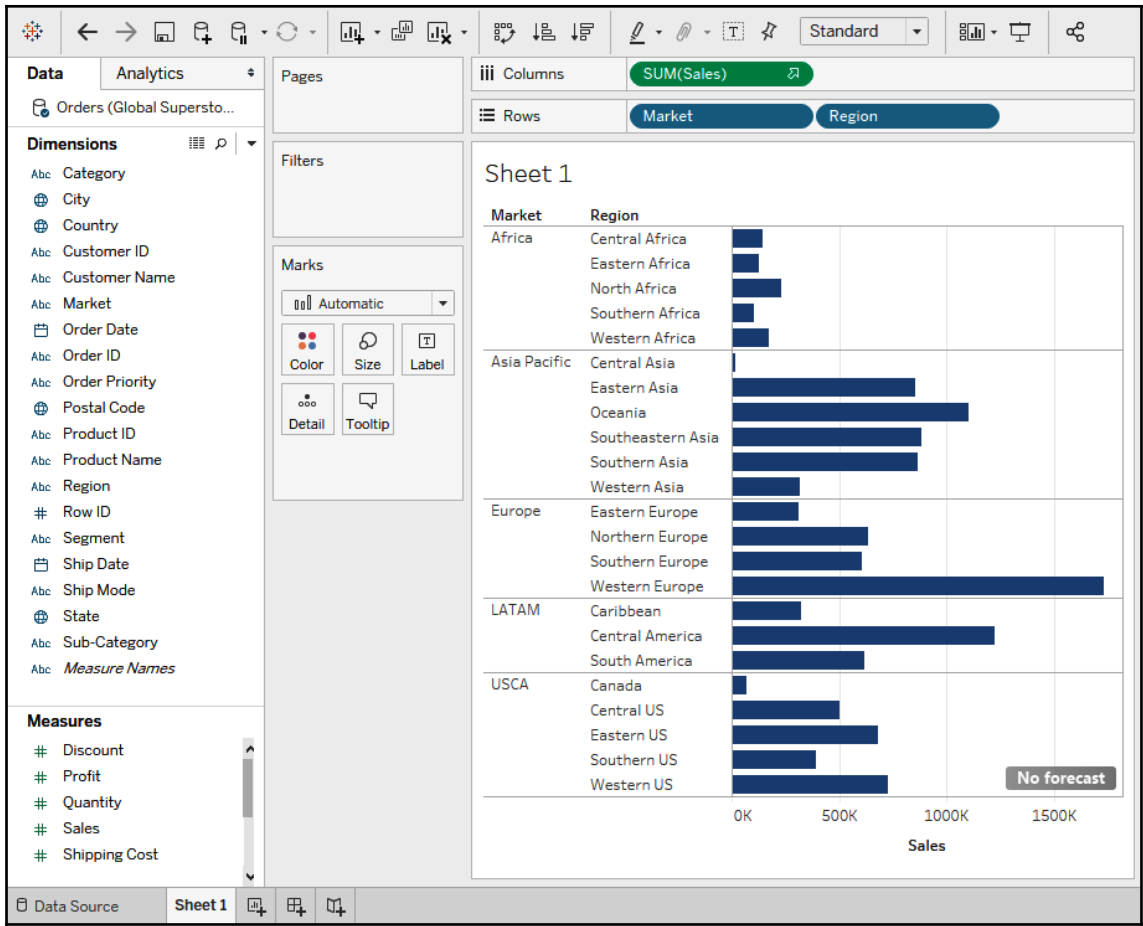






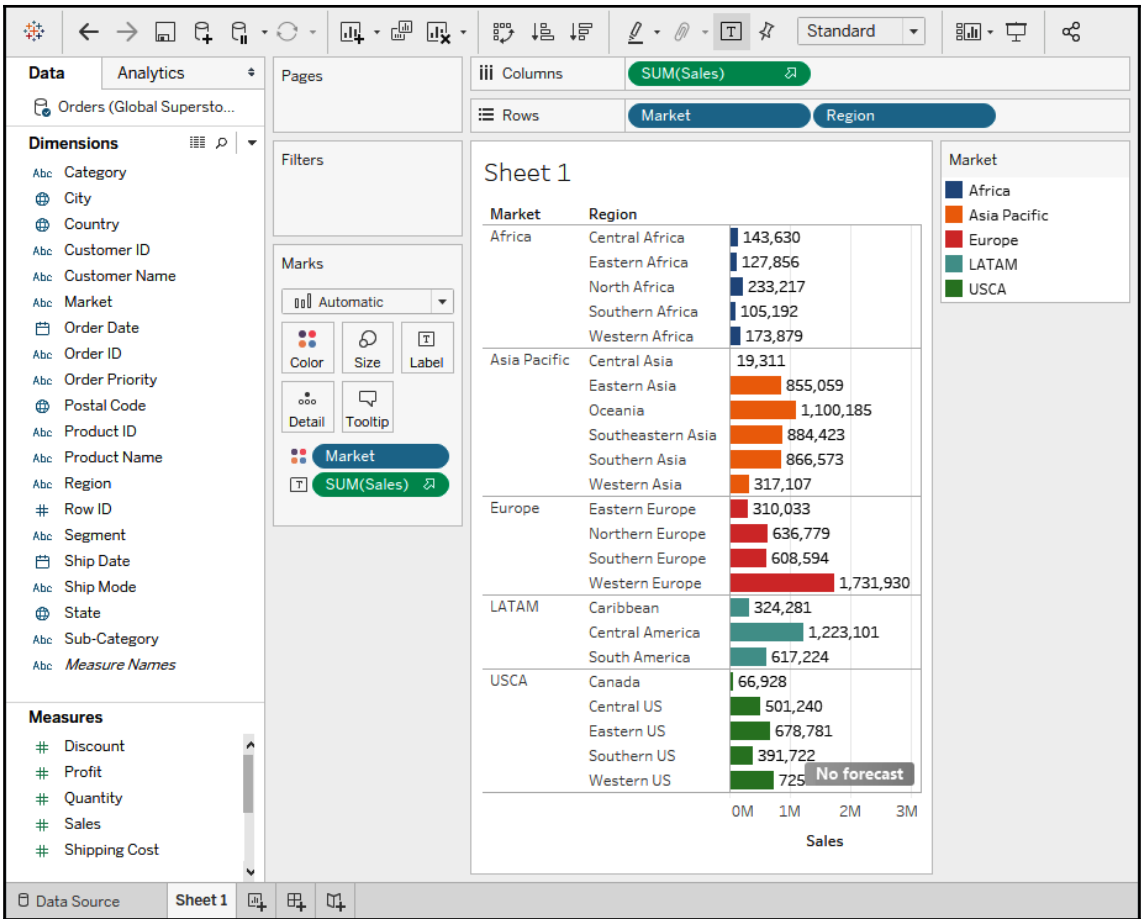


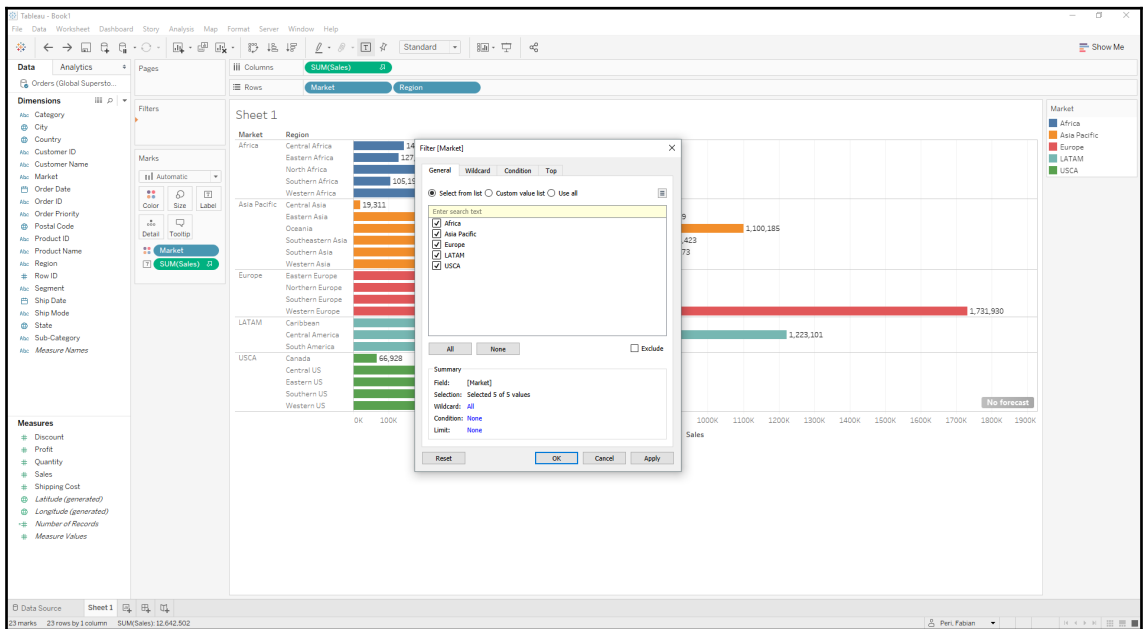
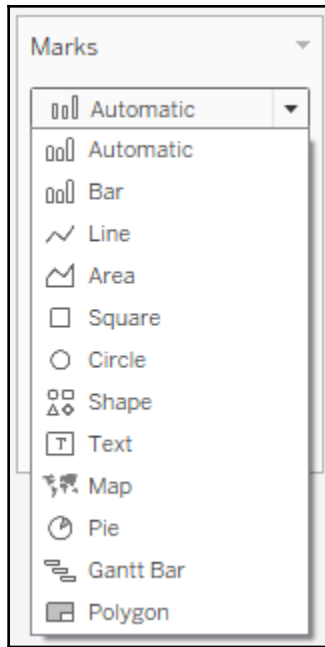
Data	Analytics	↕
Summarize		
☰! Constant Line		
☰! Average Line		
☰☰ Median with Quartiles		
☰☰ Box Plot		
☐ Totals		
Model		
☰☰ Average with 95% CI		
☰☰ Median with 95% CI		
☒ Trend Line		
☒ Forecast		
☒ Cluster		
Custom		
☰! Reference Line		
☰☰ Reference Band		
☰☰ Distribution Band		
☰☰ Box Plot		

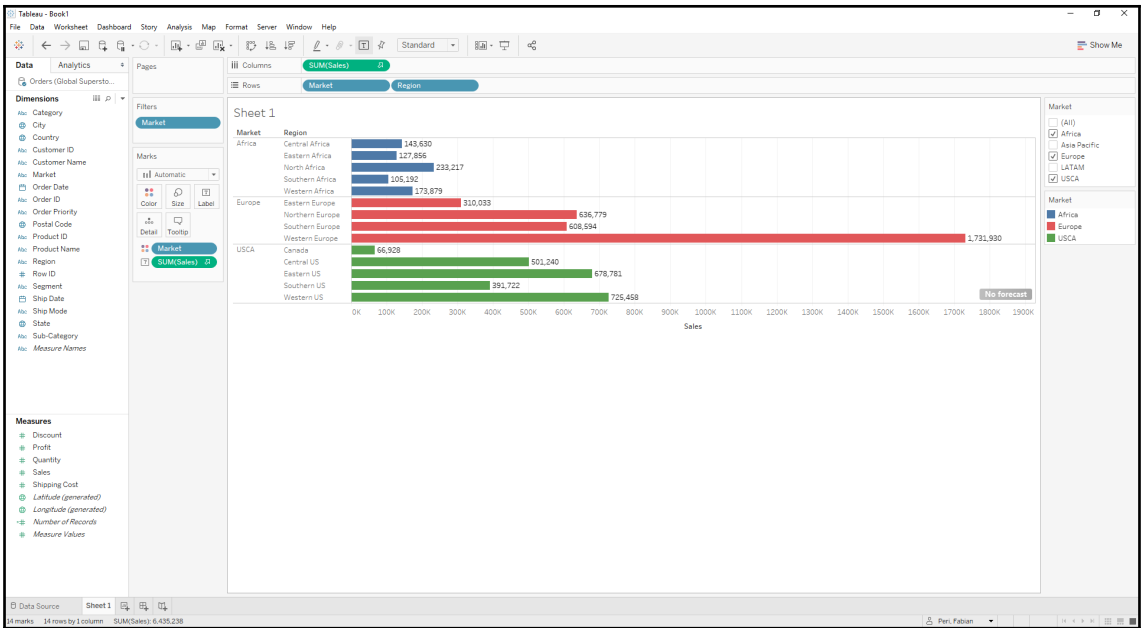


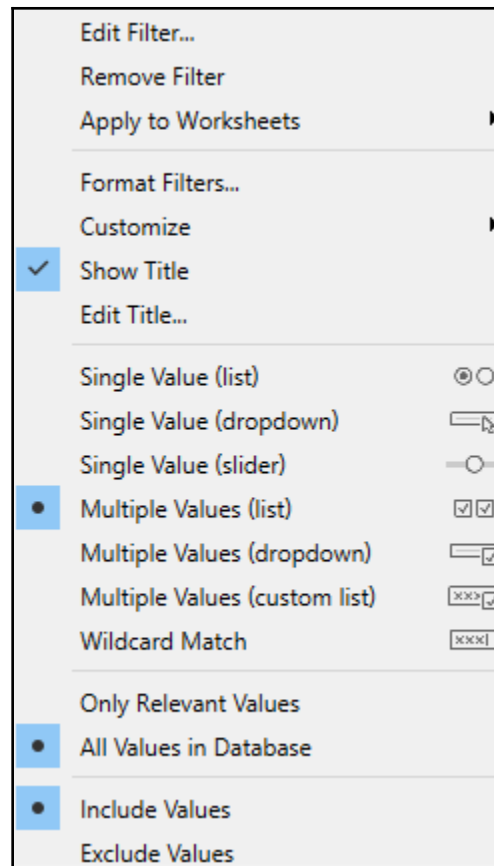
The screenshot displays a data visualization tool interface. At the top, there is a toolbar with navigation and editing icons, a 'Standard' dropdown menu, and a 'Show Me' button. Below the toolbar, the interface is divided into several sections:

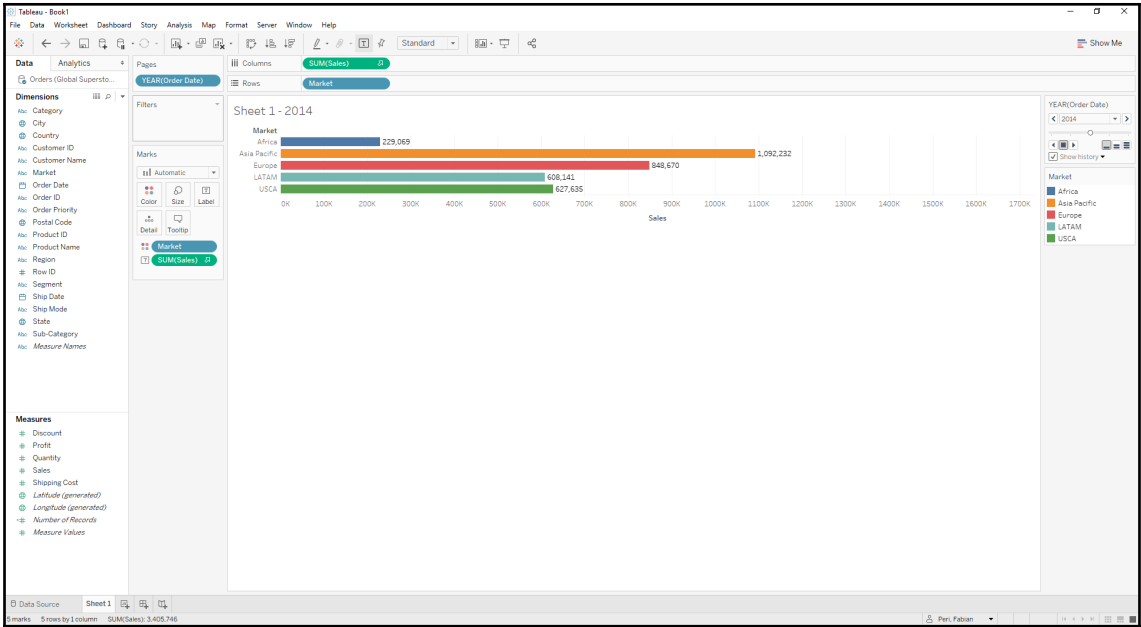
- Data:** Shows a data source named 'Orders (Global Supersto...)'.
- Dimensions:** A list of dimension fields including Category, City, Country, Customer ID, Customer Name, Market (highlighted), Order Date, Order ID, Order Priority, Postal Code, Product ID, Product Name, Region, Row ID, Segment, Ship Date, Ship Mode, State, Sub-Category, and Measure Names.
- Measures:** A list of measure fields including Discount, Profit, Quantity, Sales (highlighted), Shipping Cost, Latitude (generated), Longitude (generated), Number of Records, and Measure Values.
- Filters:** A section for adding filter fields.
- Marks:** A section for selecting the mark type, currently set to 'Automatic'. Other options include Color, Size, Text, Detail, and Tooltip.
- Columns and Rows:** Labels for the top and left axes of the visualization area.
- Sheet 1:** The main visualization area, currently blank with 'Drop field here' prompts.
- Show Me Panel:** A panel on the right side showing various chart templates (bar, line, pie, etc.) and a recommendation section for horizontal bars: '0 or more Dimensions' and '1 or more Measures'.
- Footer:** A 'Data Source' tab and a 'Sheet 1' tab are visible at the bottom.



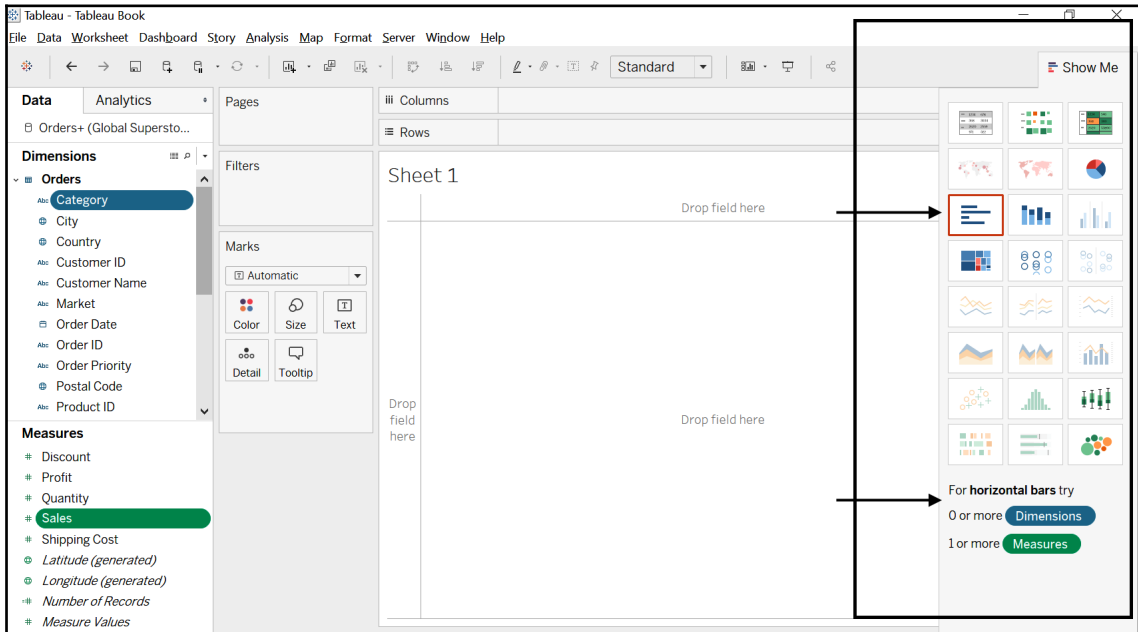








Chapter 3: Analyzing Data Using Charts



Pages

Filters

Marks

Automatic

Color

Size

Text

Detail

Tooltip

iii Columns

Rows

What you want to see on the columns

What you want to see on the rows

Sheet 1

Drop field here

Colour - Fields that you want to colour by

Size - Fields that define the size of the chart

Text - What you want as text

Detail - Other than the field in the rows and columns shelf , what else do you want included

Tooltip - What do you want shown when you hover over the graph.

Drop field here

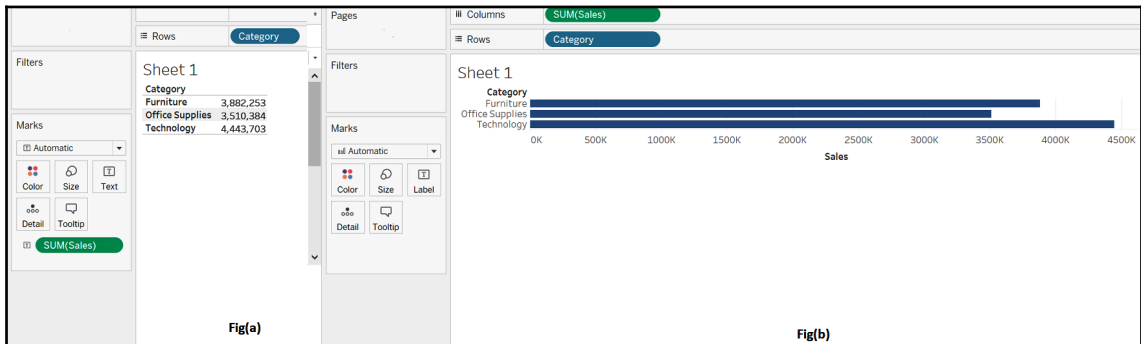
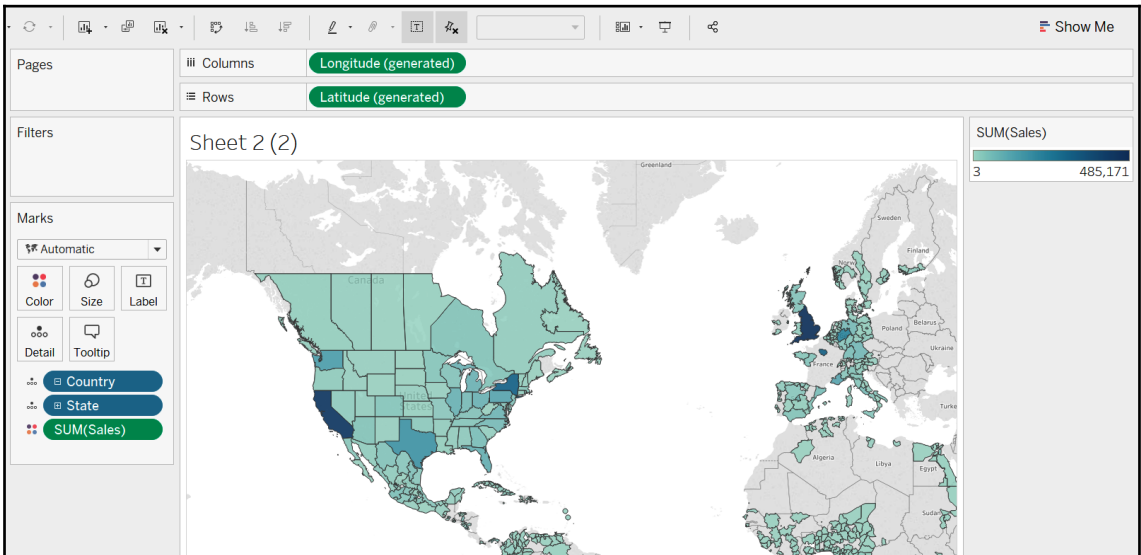
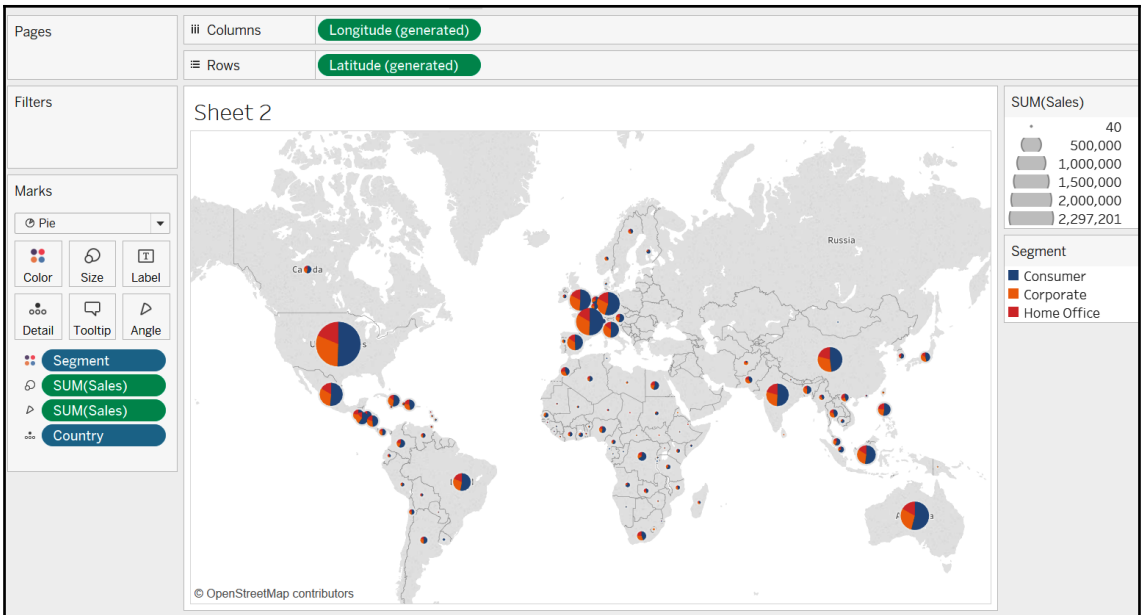


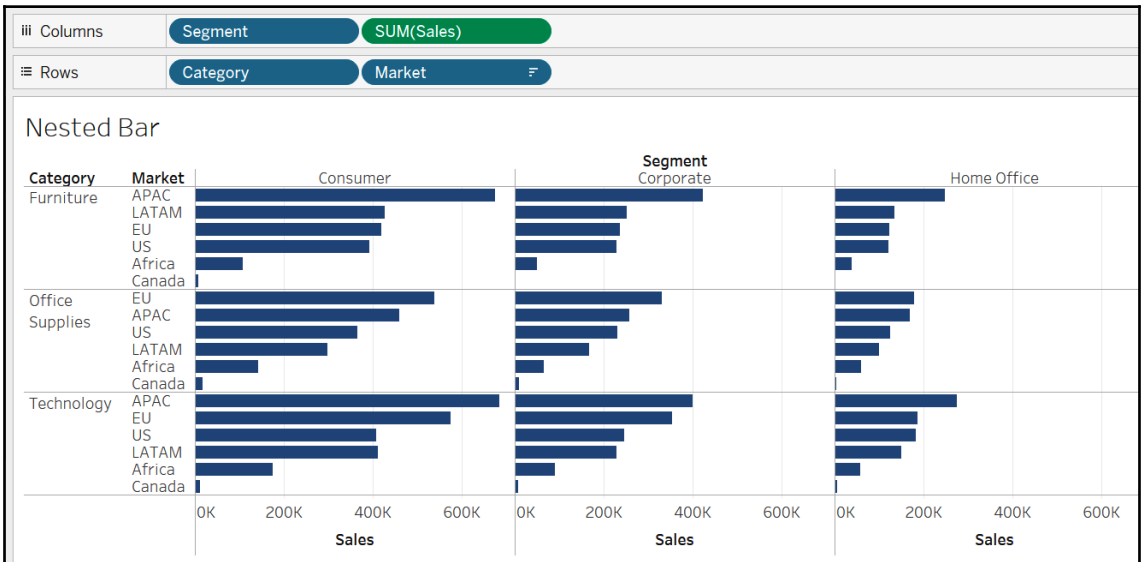
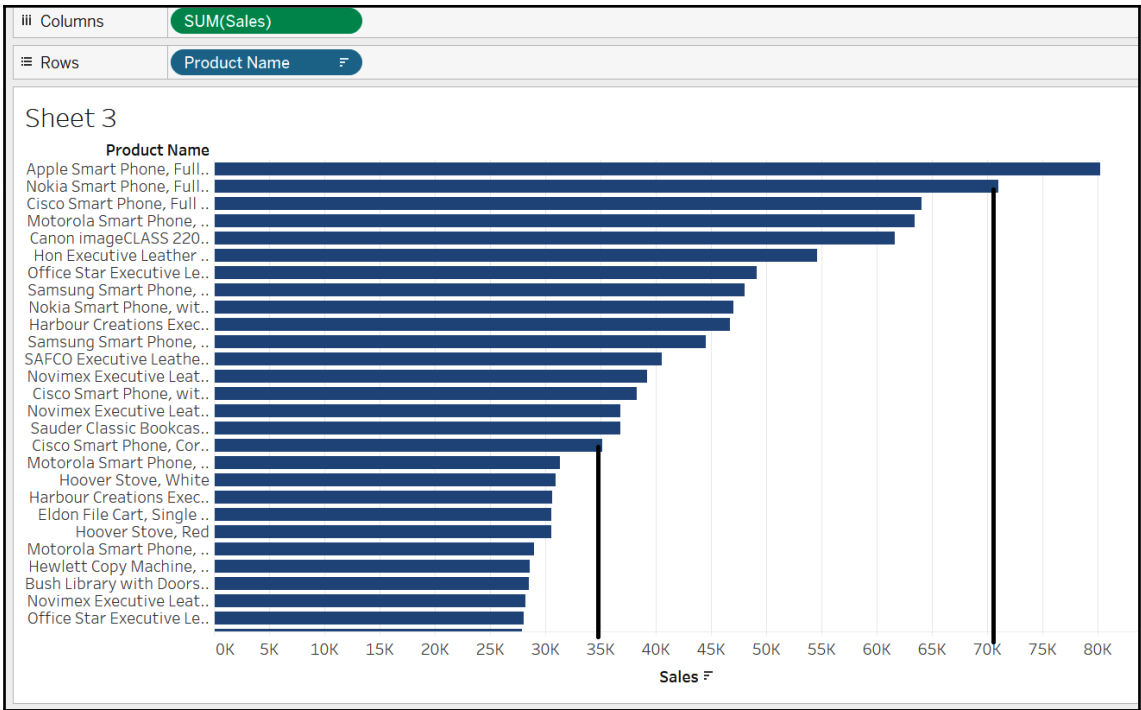
Tableau interface showing a table visualization. The Columns shelf contains 'Segment' and the Rows shelf contains 'Category'. The Marks card is set to 'Automatic' and displays 'SUM(Shipping ...)'.

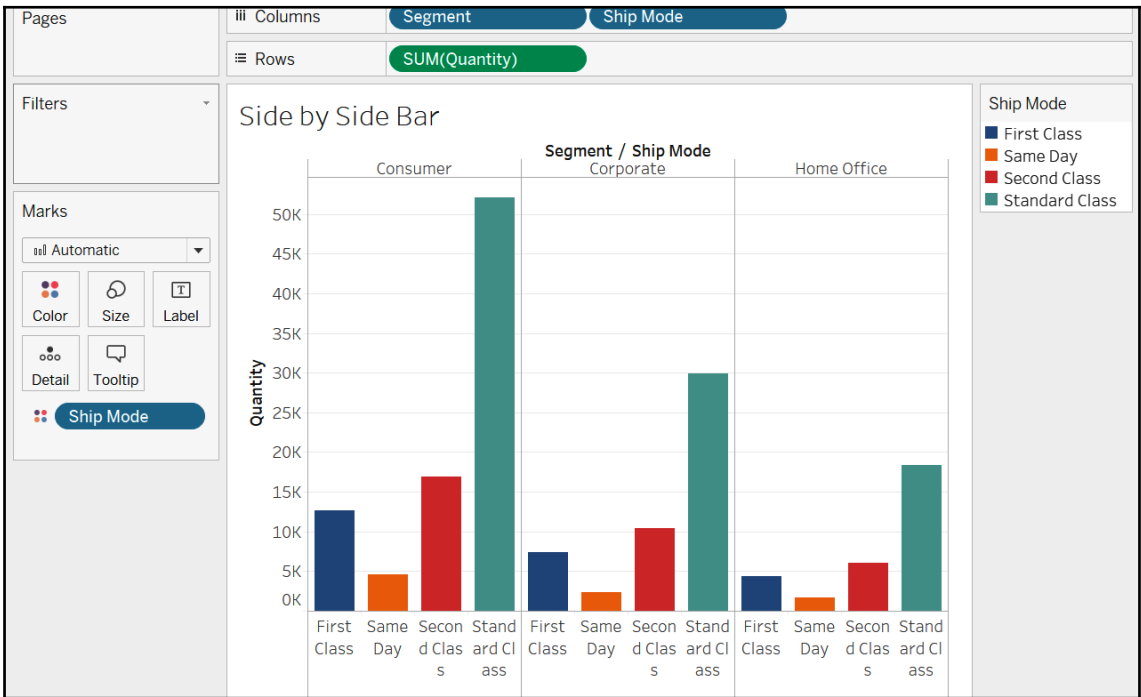
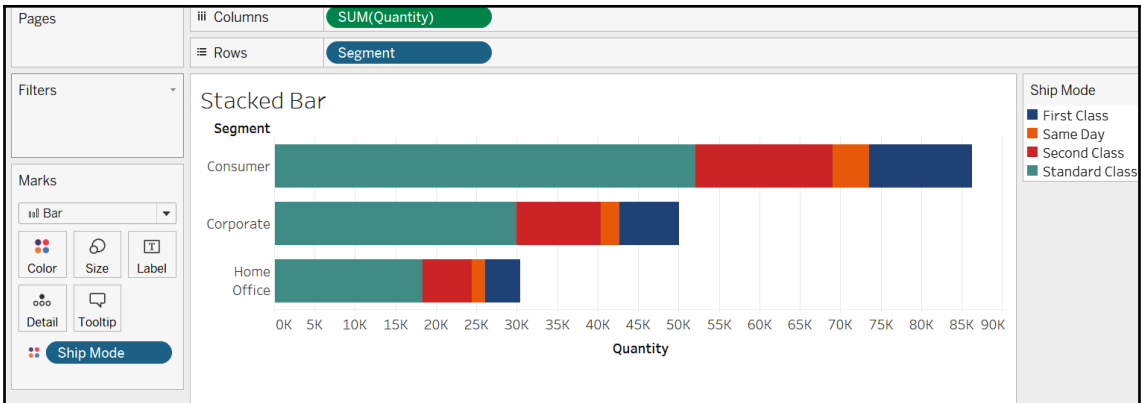
Category	Consumer	Corporate	Home Office
Furniture	211,615	129,512	73,610
Office Supplies	195,935	111,984	68,285
Technology	244,920	141,490	87,090

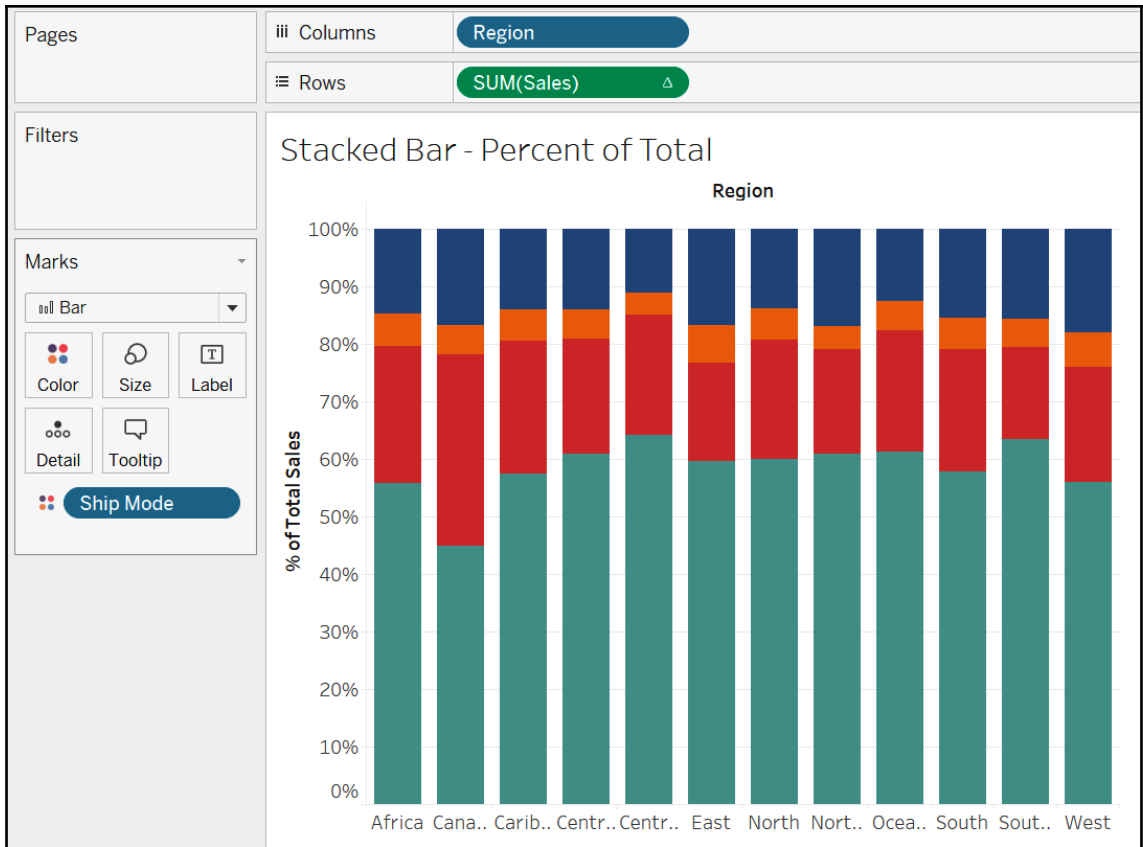
Tableau interface showing a table visualization. The Columns shelf contains 'Segment' and the Rows shelf contains 'Category'. The Marks card is set to 'Square' and displays 'SUM(Profit)' and 'SUM(Sales)'.

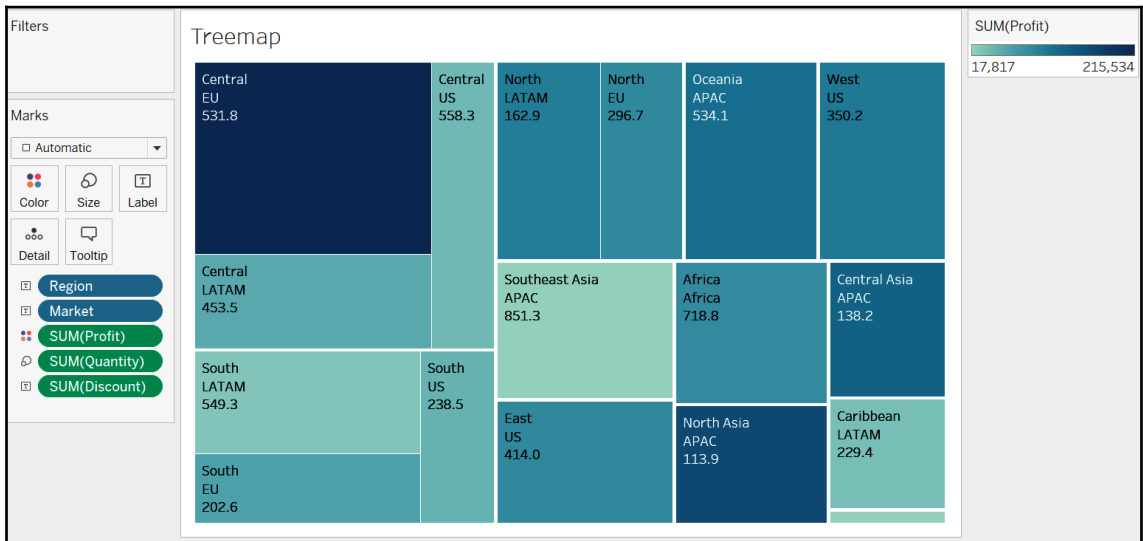
Category	Consumer	Corporate	Home Offi..
Furniture	2,022,855	1,191,556	667,842
Office Supplies	1,817,236	1,057,690	635,458
Technology	2,261,112	1,324,880	857,710

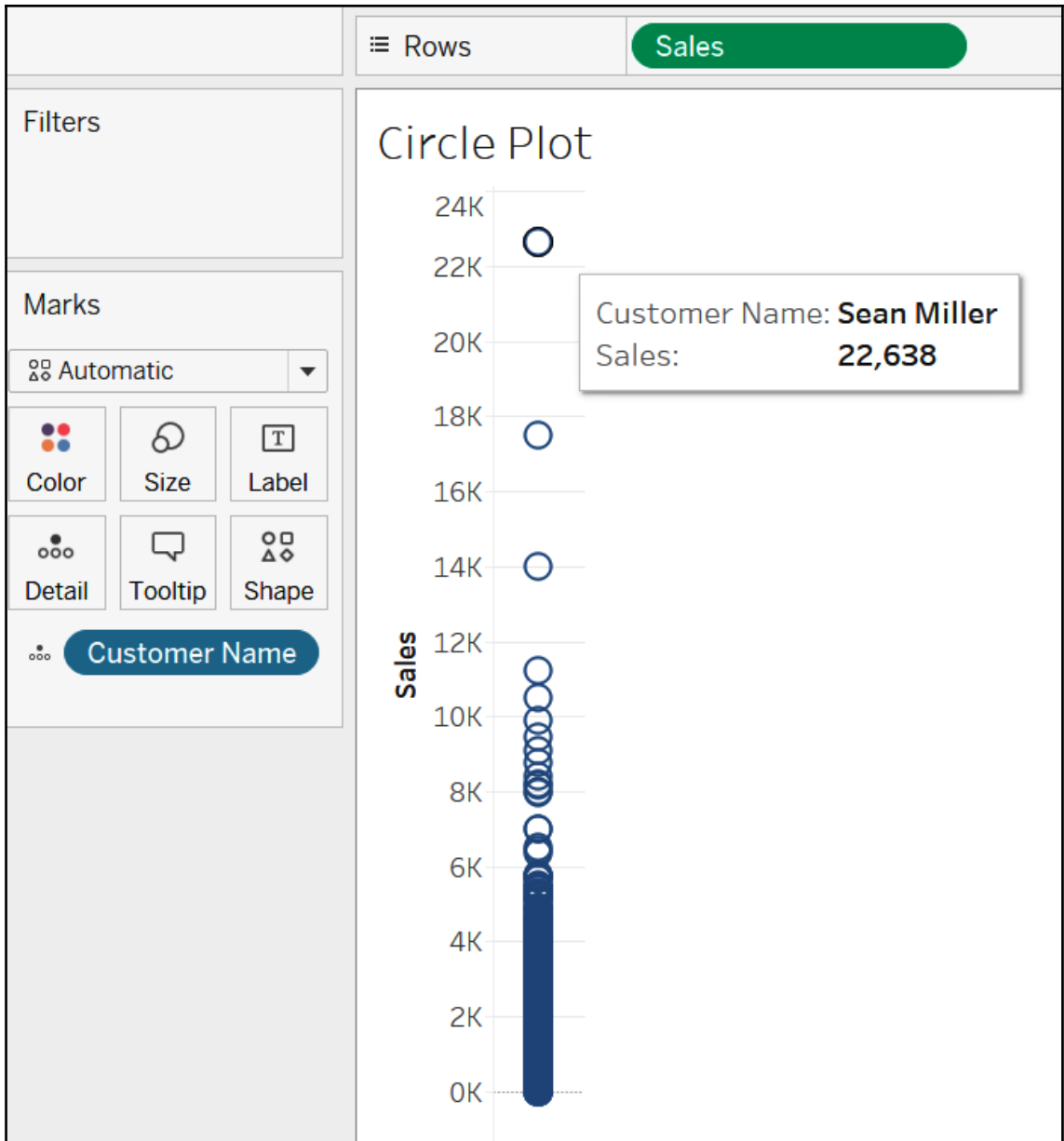


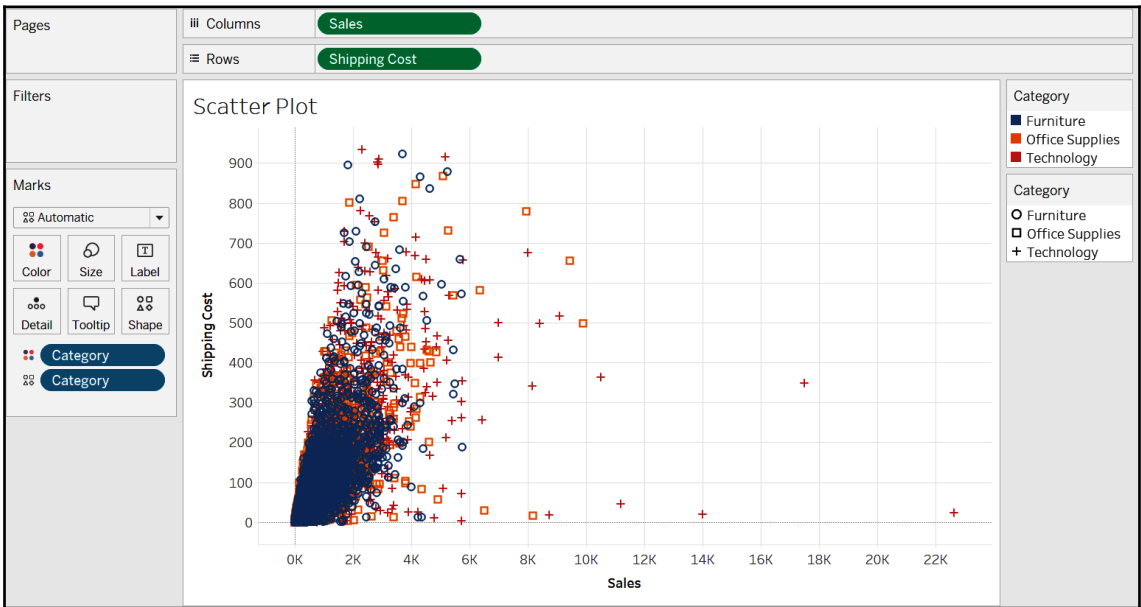
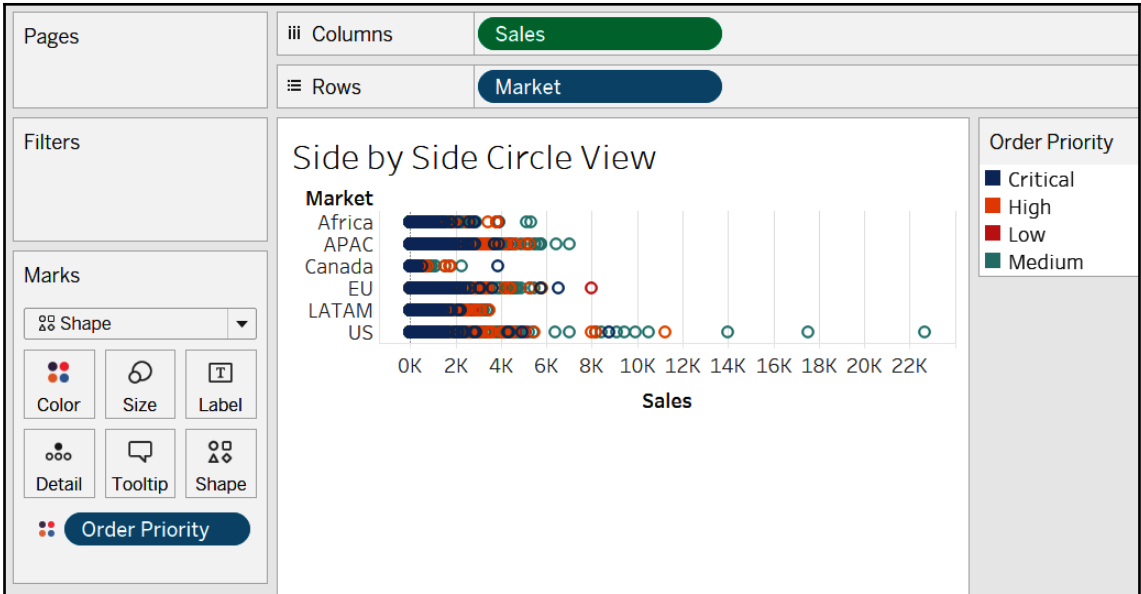


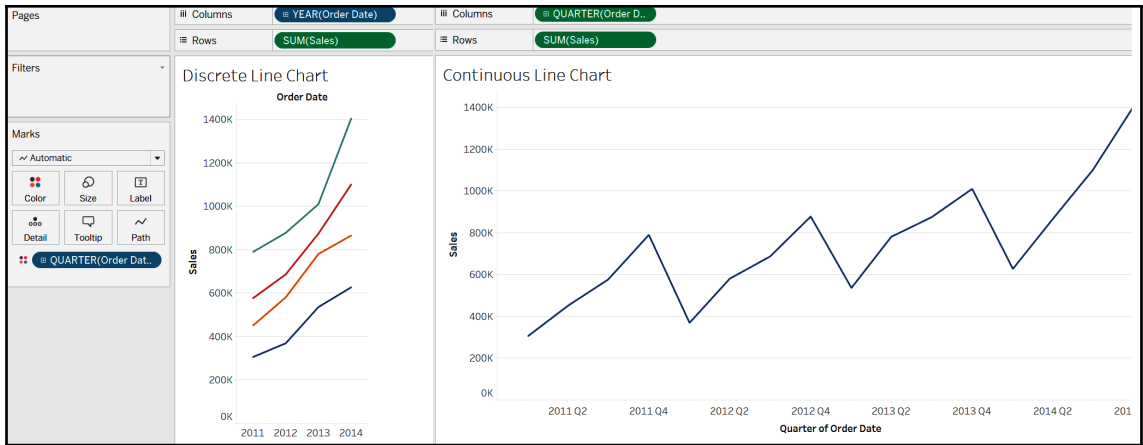












Filter...

Show Filter

Format...

Show Header

Include in Tooltip

Show Missing Values

Year	2015
Quarter	Q2
Month	May
Day	8
More	▶

Date Part

Year	2015
<input checked="" type="radio"/> Quarter	Q2 2015
Month	May 2015
Week Number	Week 5, 2015
Day	May 8, 2015
More	▶

Date Value

Exact Date

Attribute

Measure ▶

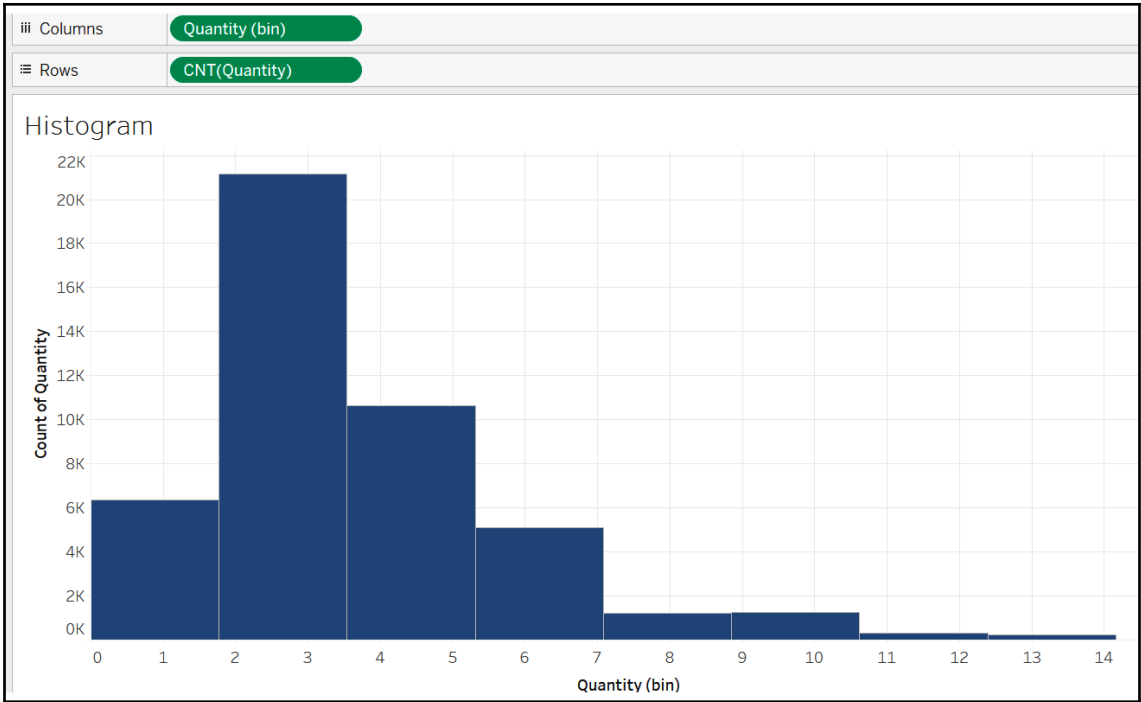
Discrete

Continuous

Edit in Shelf

Remove

Discrete/Continuous



Region (People)
Location
Country
State
City
Postal Code
Quantity (bin)
Measure Names
Calculation1
Calculation2

Edit Bins [Quantity]

New field name:

Size of bins:

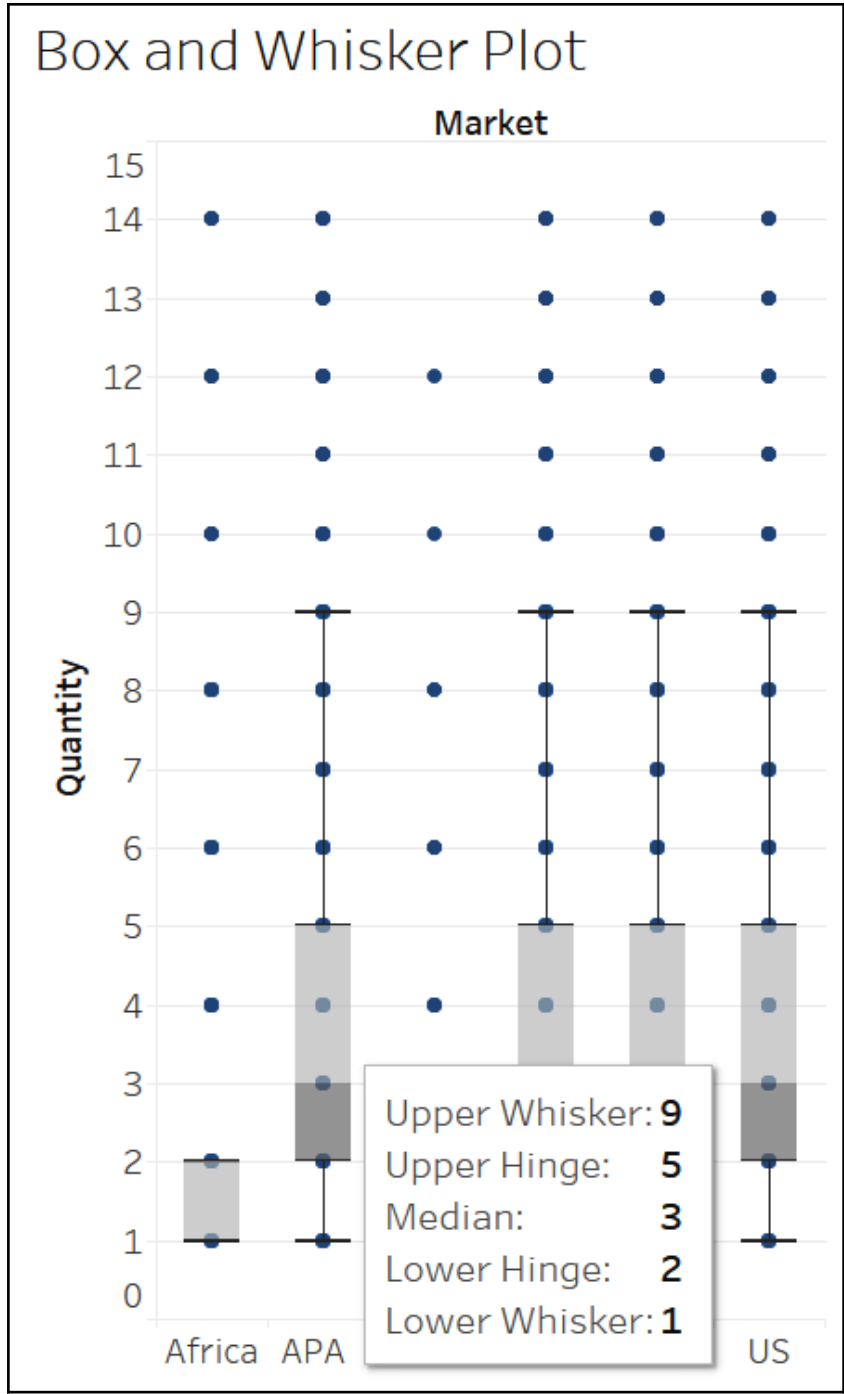
Range of Values:

Min: Diff:

Max: CntD:

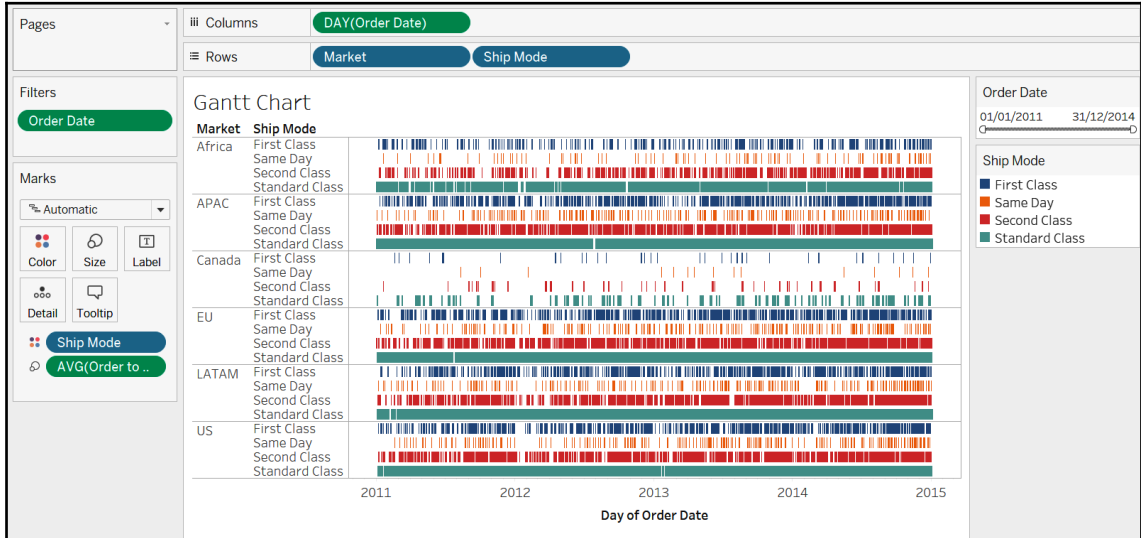
4K

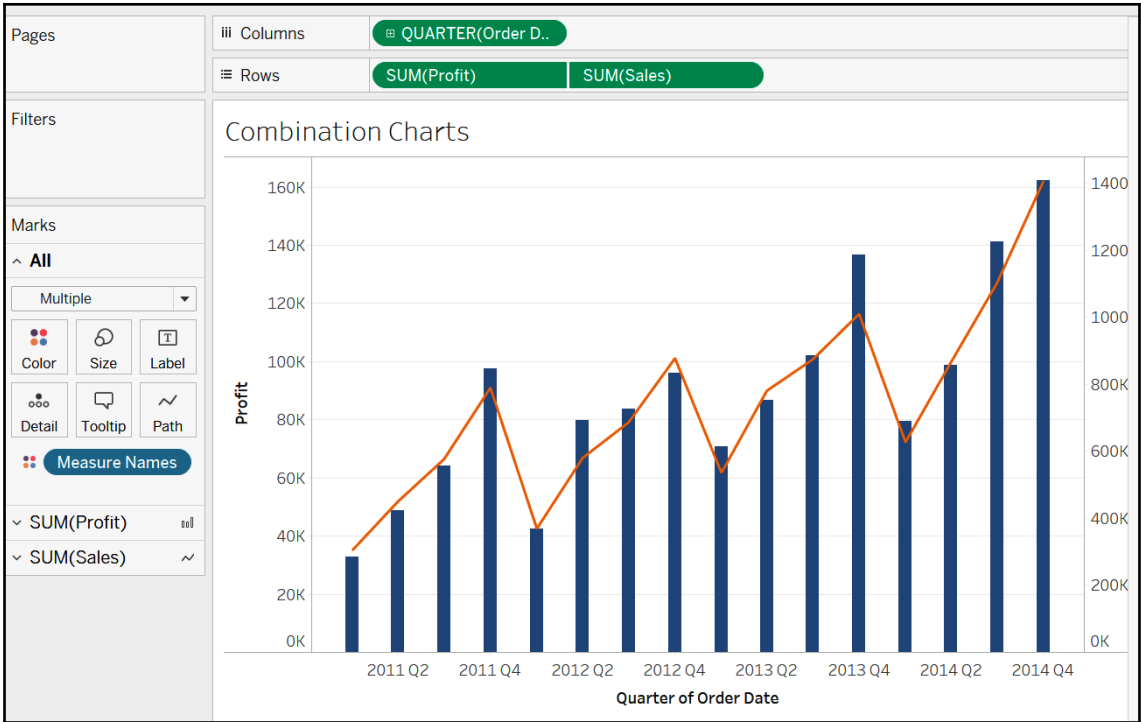
Box and Whisker Plot

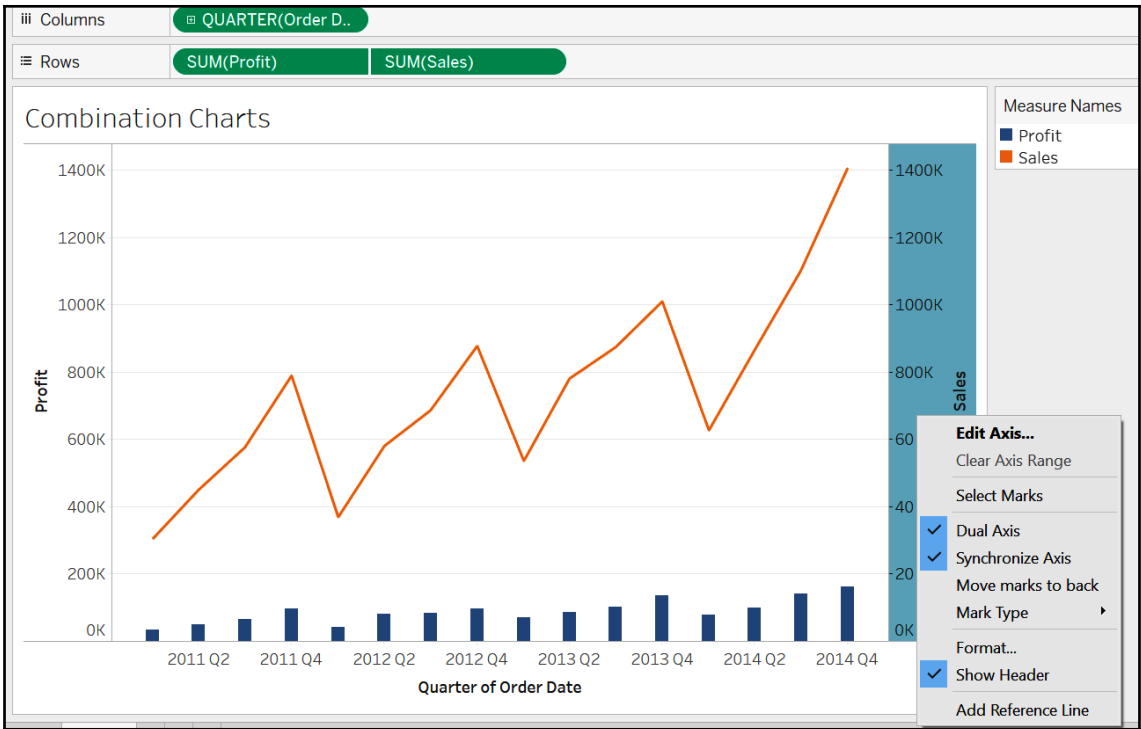


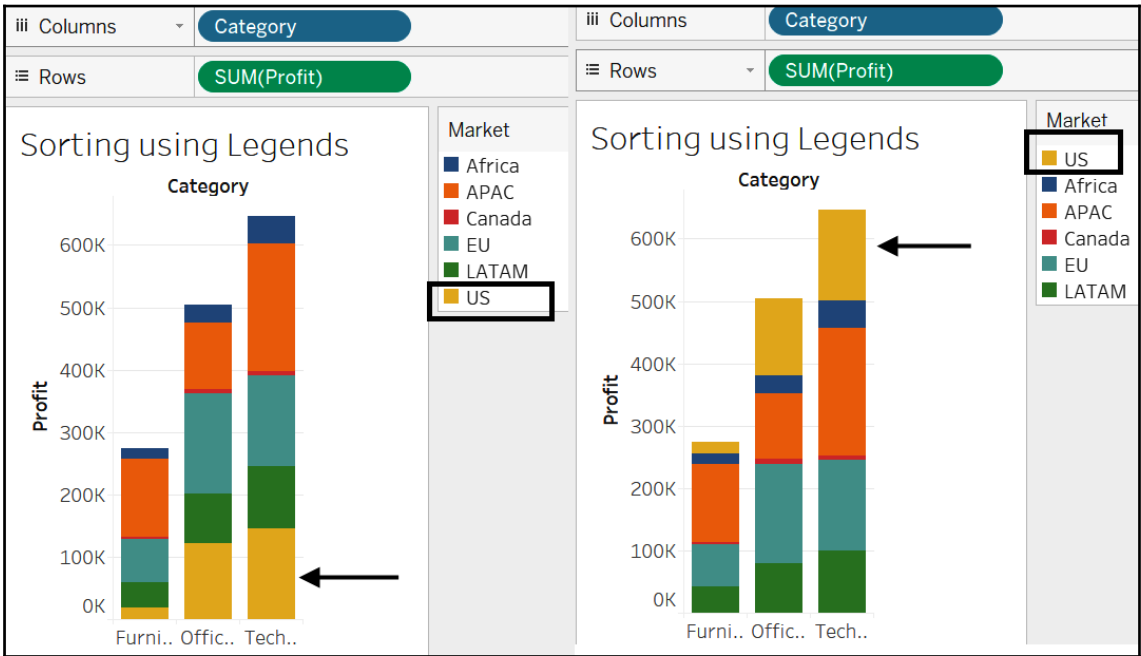
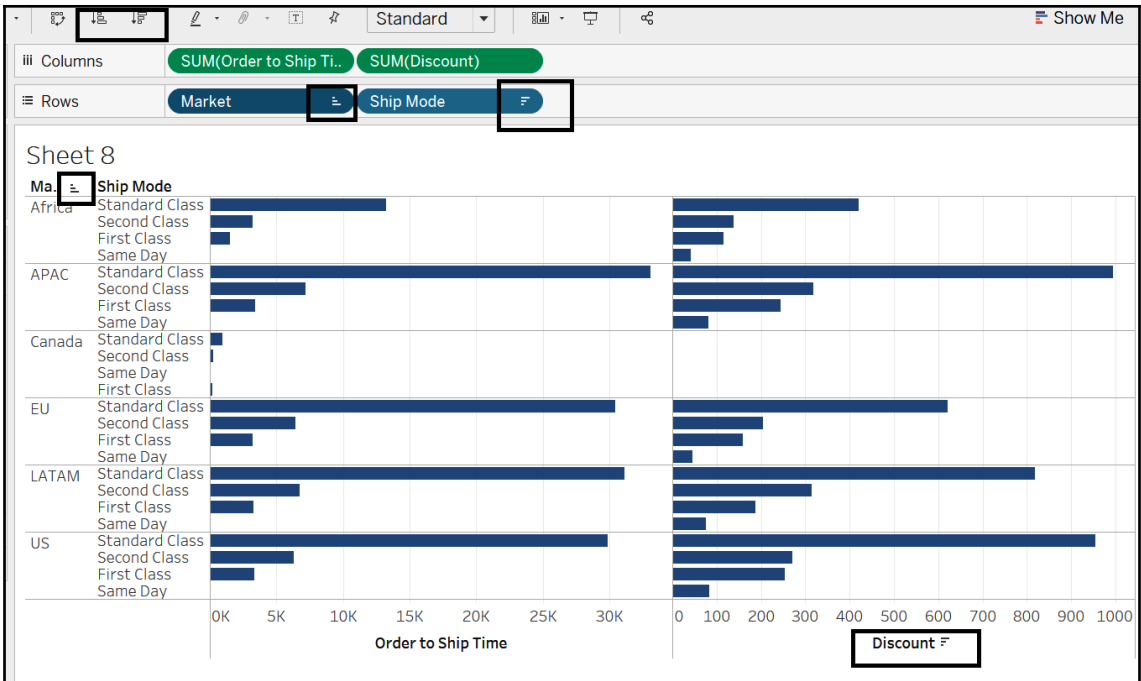
Order to Ship Time

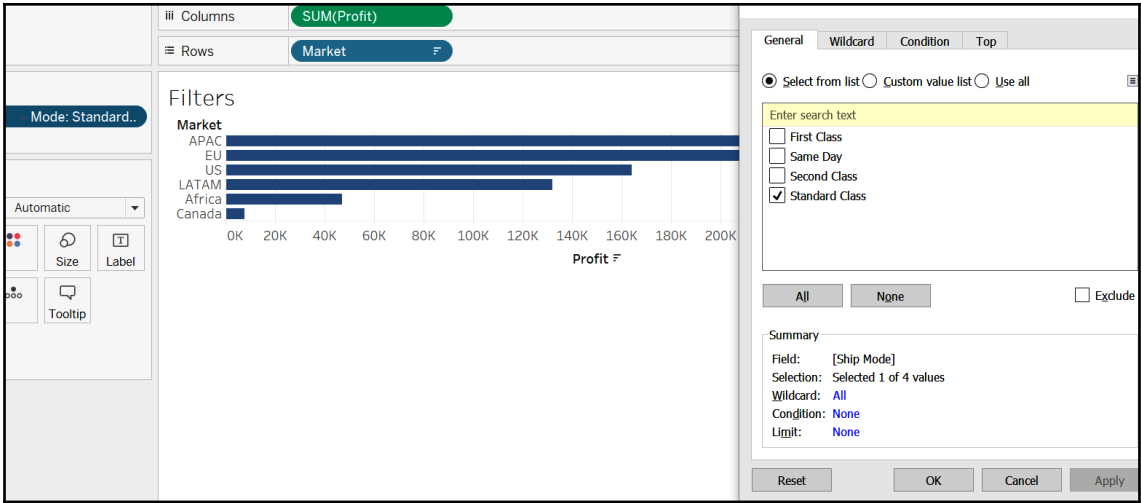
```
DATEDIFF('day', [Order Date], [Ship Date])
```

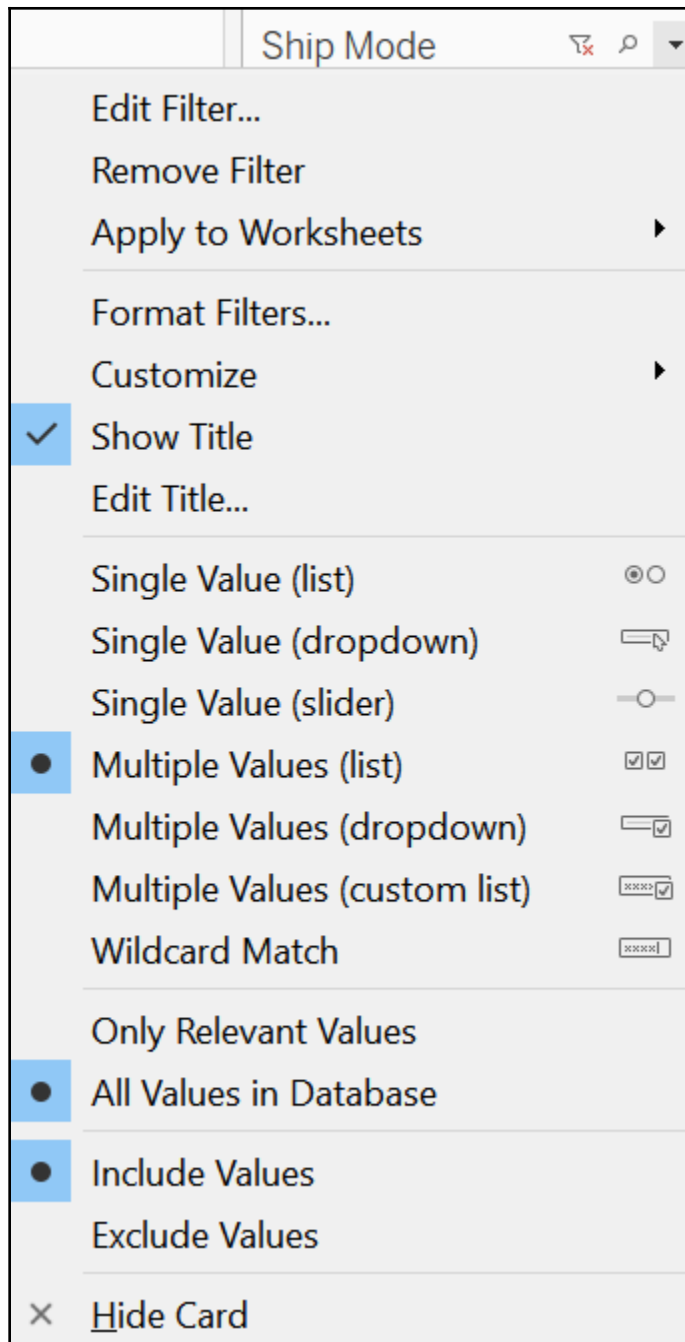


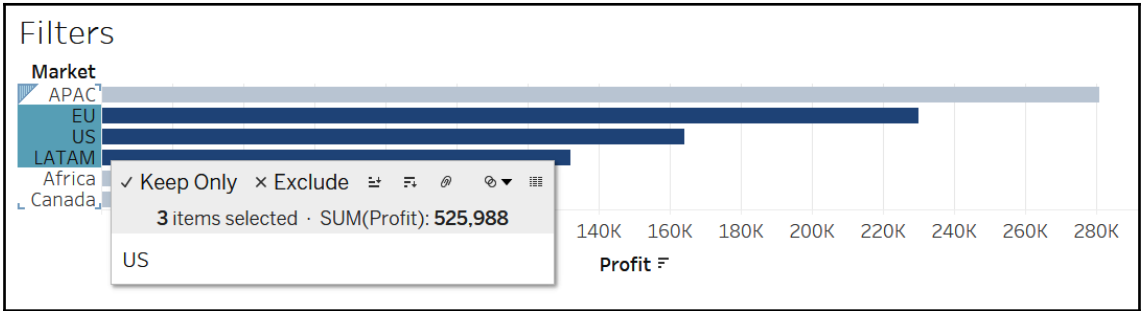












Add to Sheet

- Duplicate
- Rename
- Hide
- Aliases...
- Create**
 - Calculated Field...
 - Group...
 - Set...**
 - Parameter...
- Transform
- Convert to Measure
- Change Data Type
- Geographic Role
- Default Properties
- Group by
- Folders
- Hierarchy
- Replace References...
- Describe...

Create Set

Name: Top 10

General Condition Top

None

By field:

Top 10 by

Sales Sum

By formula:

Top 10 by

Reset OK Cancel

Sets

- Top 10

Rows IN/OUT(Top 10)

Filters

Marks

Automatic

Color Size Text

Detail Tooltip

SUM(Sales)

Sets

In / Out..	
In	66.89%
Out	33.11%

Create Set ✕

Name:

General Condition Top

Select from list Custom value list Use all

Uni ✕

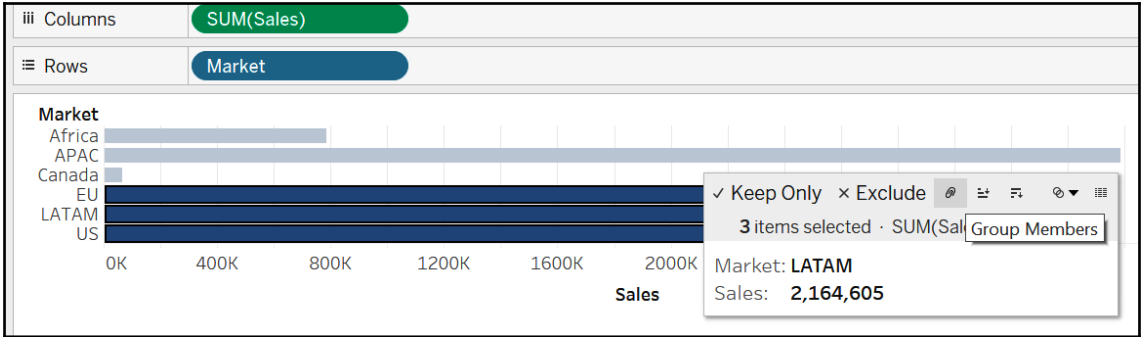
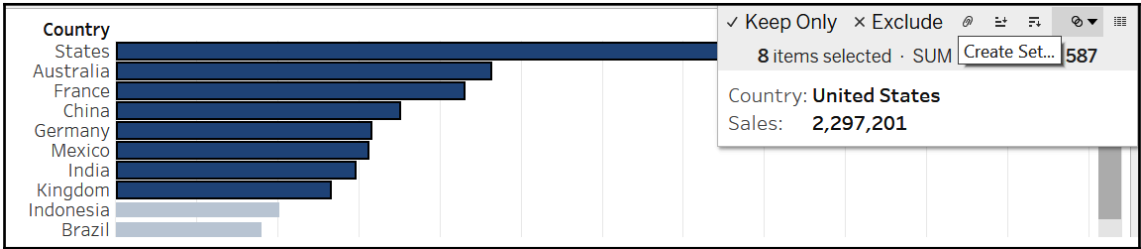
- Tunisia
- United Arab Emirates
- United Kingdom
- United States
- Afghanistan
- Albania
- Algeria
- Angola
- Argentina
- Armenia
- Australia

↑
↓

Exclude

Summary

Field: [Country]
Selection: Selected 2 of 147 values
Wildcard: All
Condition: None
Limit: None



Edit Group [Market (group)]

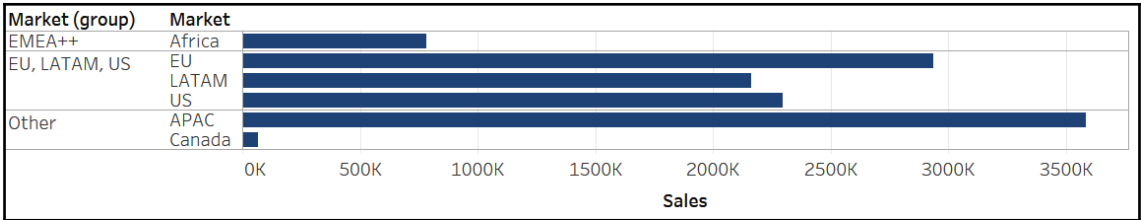
Field Name:

Groups: ▾

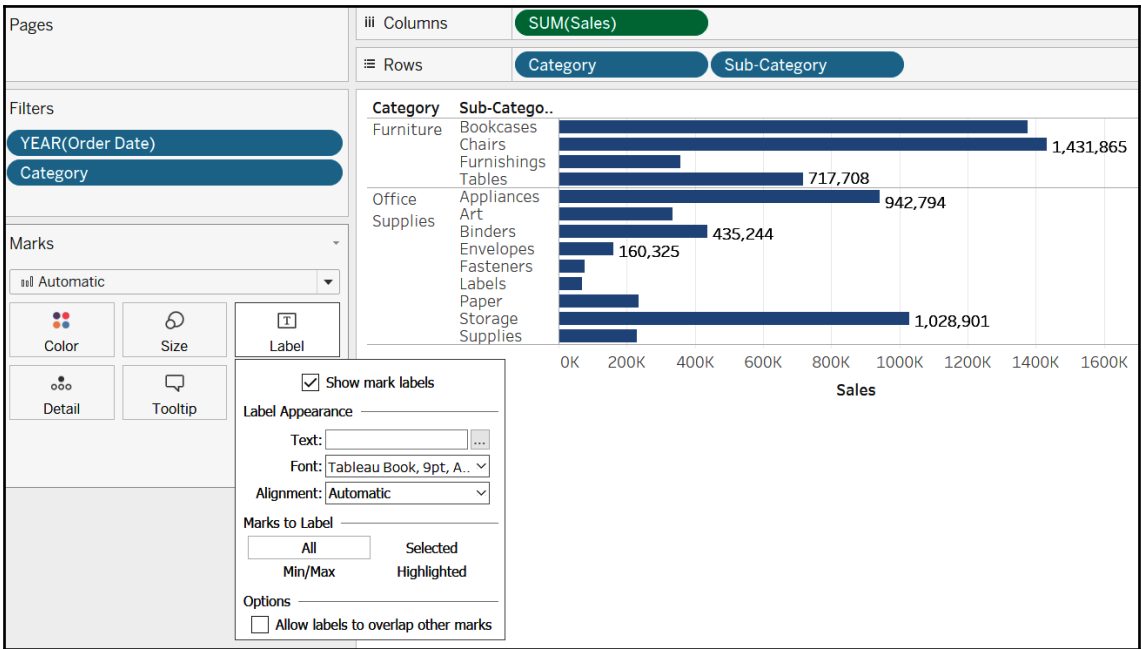
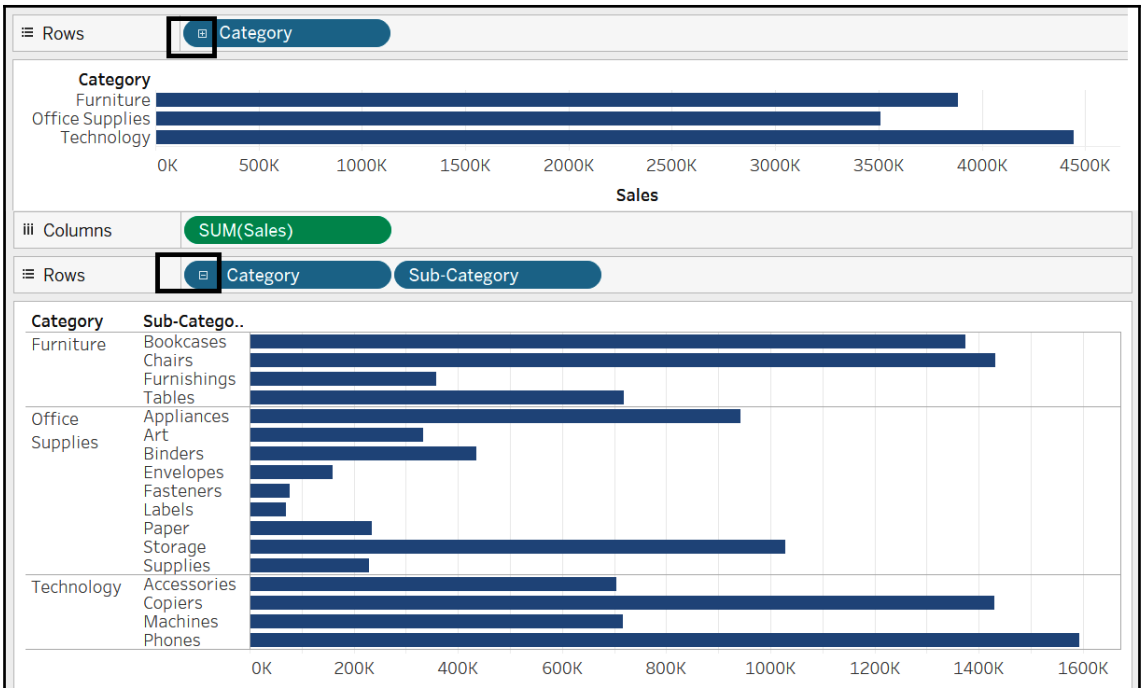
- Africa
- APAC**
- Canada
- EMEA
- > @ EU, LATAM, US

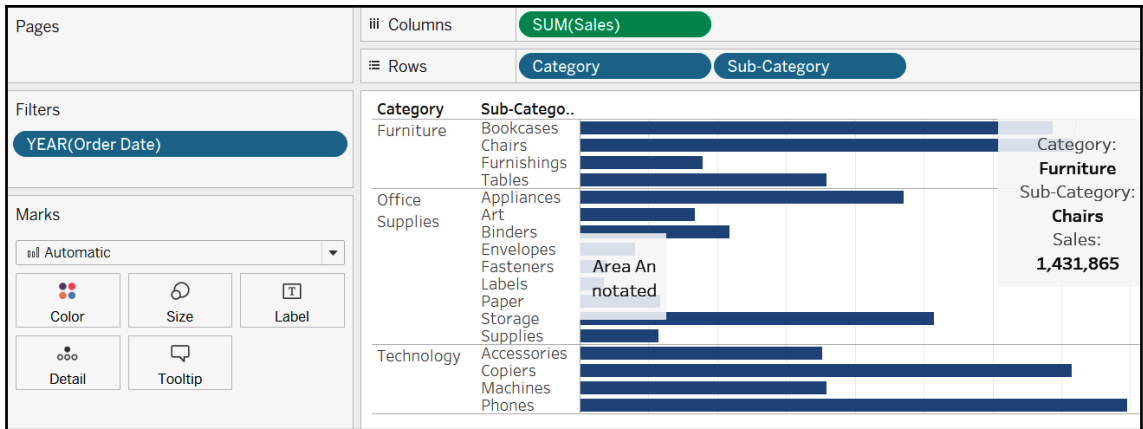
Show Add Location

Include 'Other'



The screenshot shows a BI tool interface with a field list on the left and a 'Marks' card on the right. The field list includes 'Category', 'Customer ID', 'Customer Name', 'Market', 'Order Date', 'Order ID', 'Order Priority', 'Product ID', 'Product Name', 'Region', 'Row ID', 'Segment', 'Ship Date', 'Ship Mode', 'Sub-Category', and 'People'. The 'Market' field is selected, and a context menu is open over it. The context menu options are: Duplicate, Hide, Create, Transform, Convert to Measure, Change Data Type, Geographic Role, Group by, Folders, and Hierarchy. The 'Hierarchy' option is selected, and a sub-menu is open for it, showing 'Add to Hierarchy' and 'Create Hierarchy...' options. The 'Marks' card on the right shows a 'Label' field.

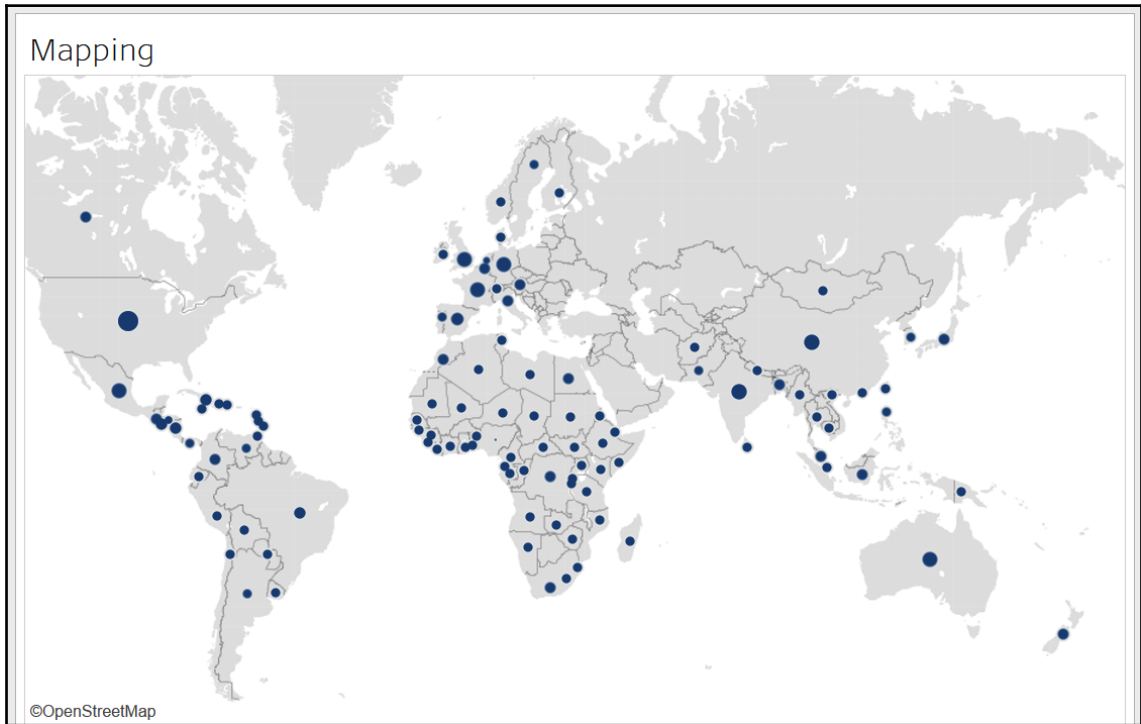


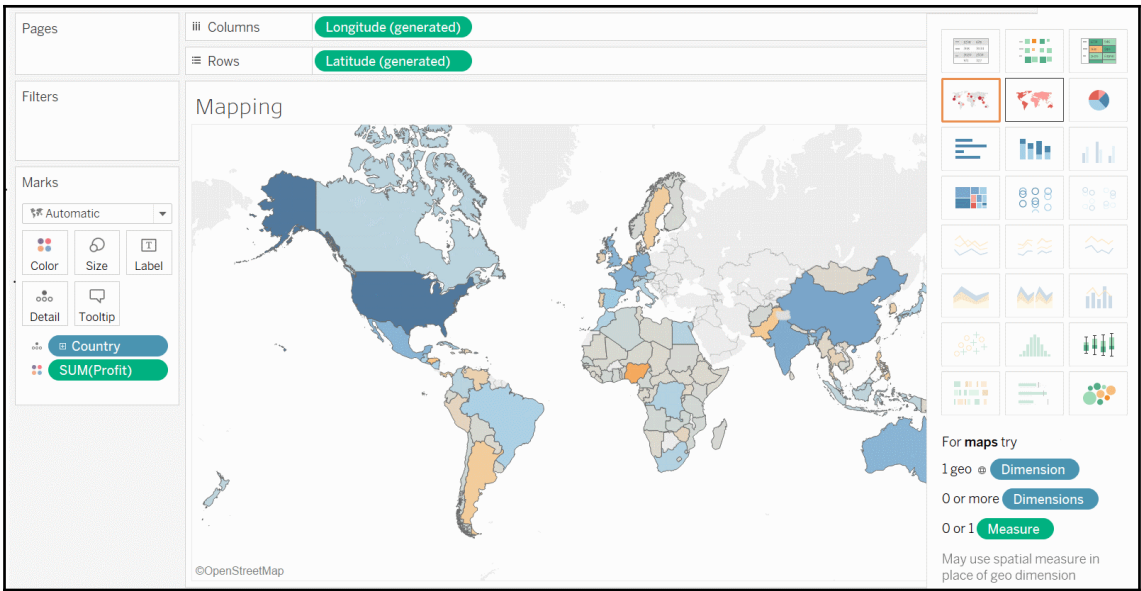


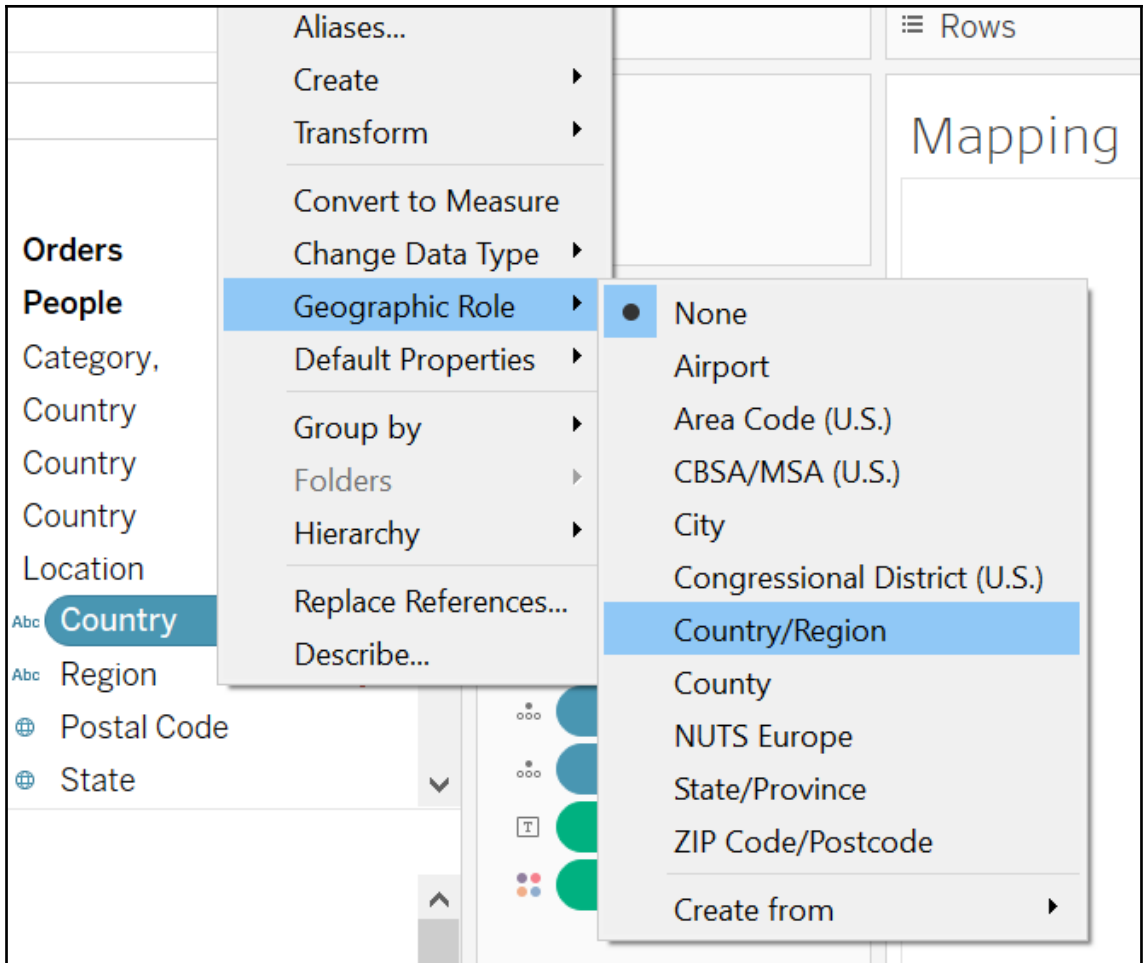
Chapter 4: Visualizing Geographic Data

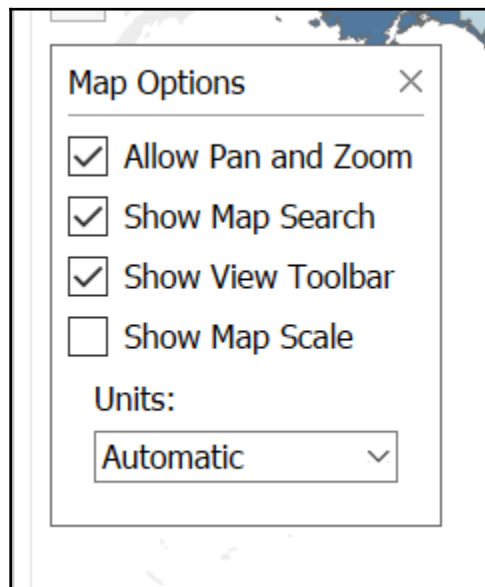
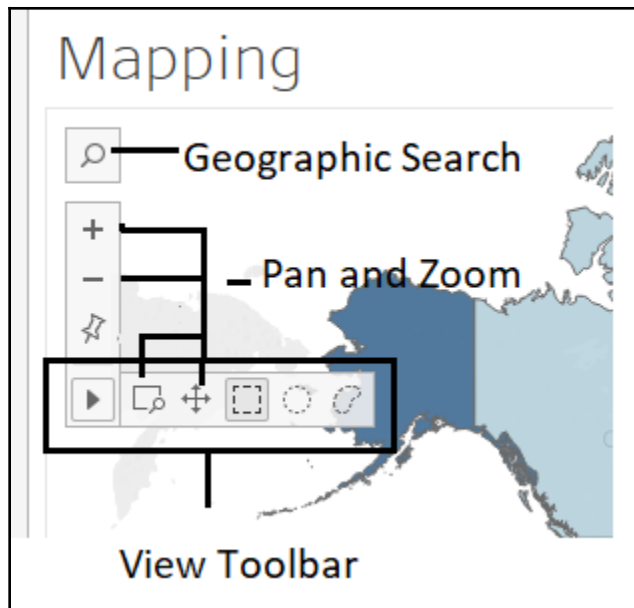
The screenshot shows a BI tool interface with the following components:

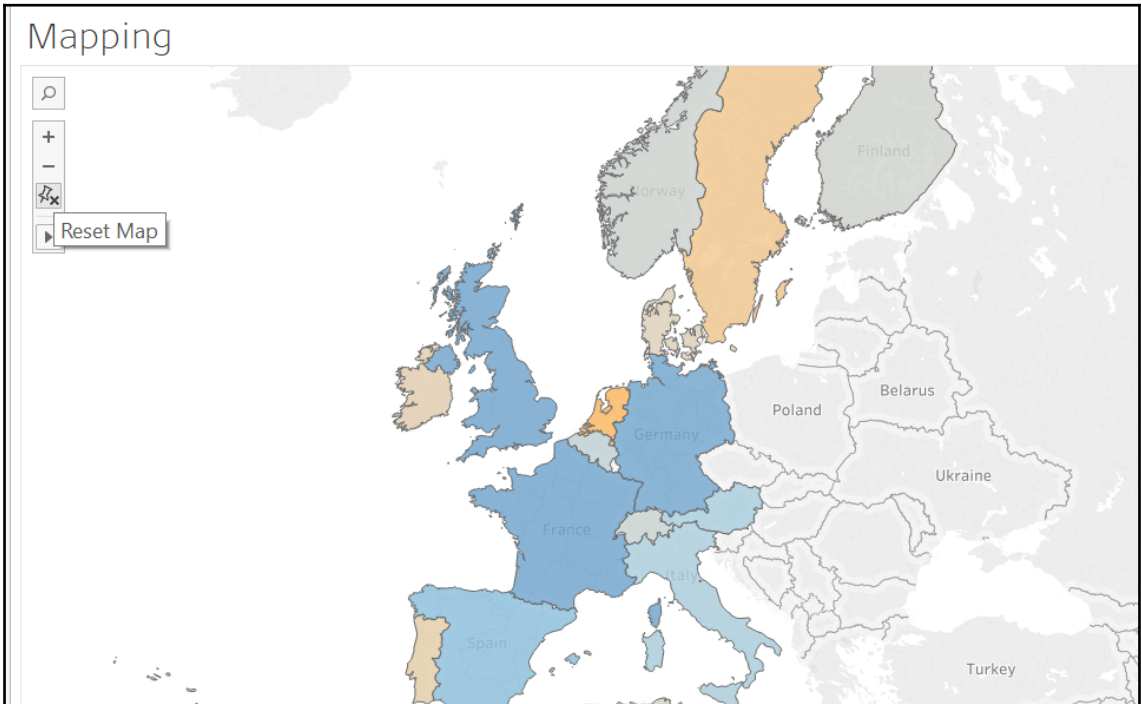
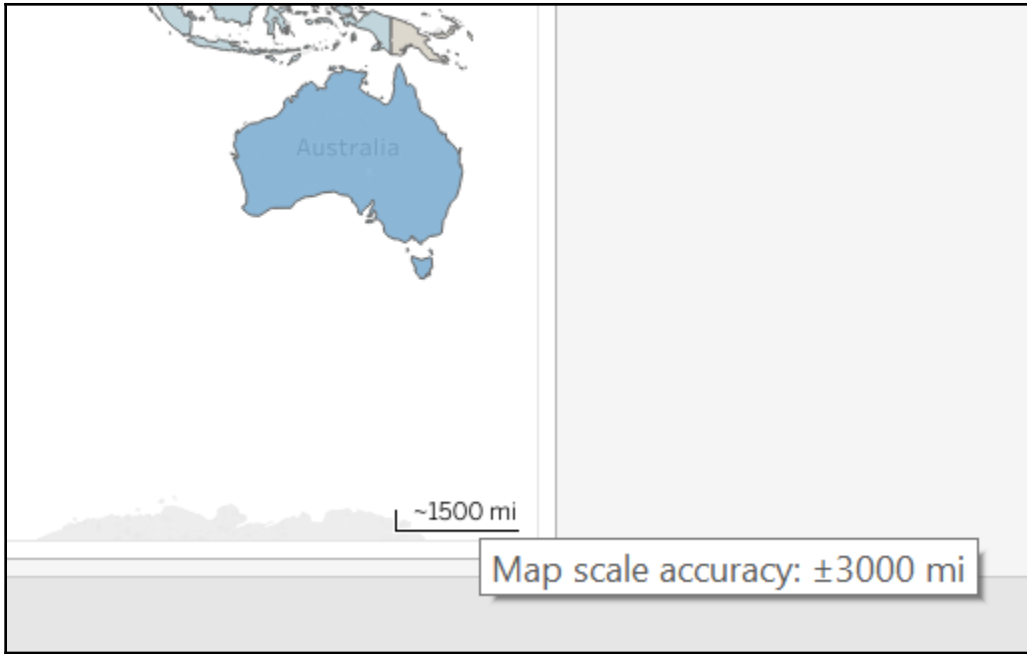
- Data:** Analytics, Orders+ (Global Supersto...)
- Dimensions:** Orders, People, Category, Sub-Category, Location (Country, State, City, Postal Code)
- Measures:** Calculation1, Calculation2, Discount, Profit, Quantity, Sales, Shipping Cost, Latitude (generated)
- Filters:** (Empty)
- Marks:** Automatic, Color, Size, Text, Detail, Tooltip
- Columns:** (Empty)
- Rows:** (Empty)
- Mapping:** Two 'Drop field here' prompts.
- Visualization Gallery:** A grid of icons for various chart types, with a world map icon highlighted in a red box.
- Footer:** For symbol maps try 1 geo Dimension



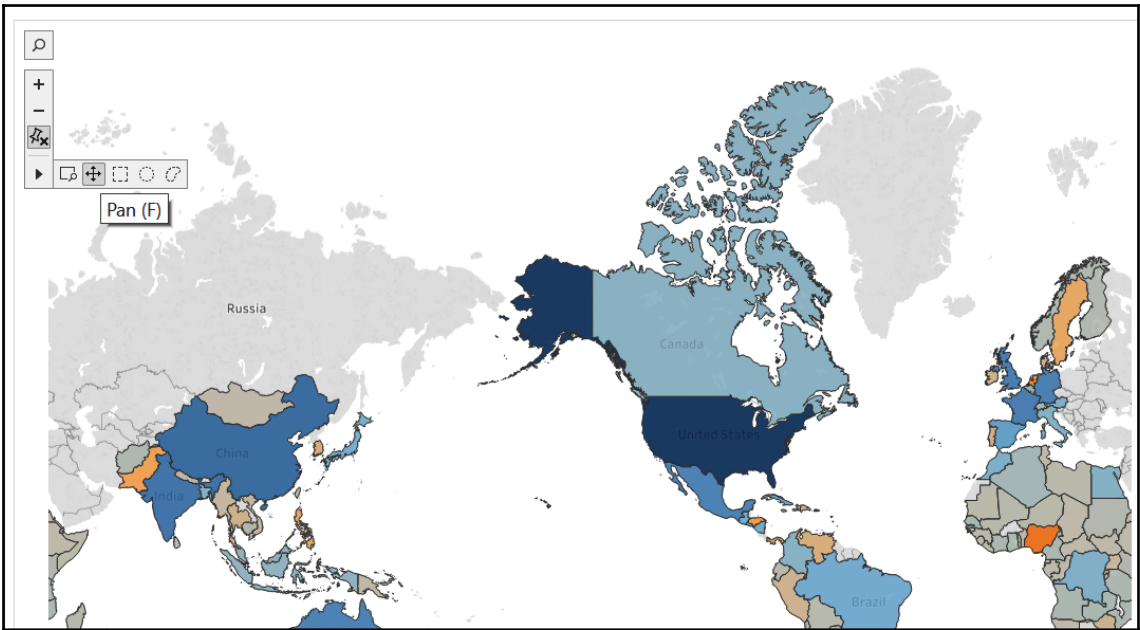
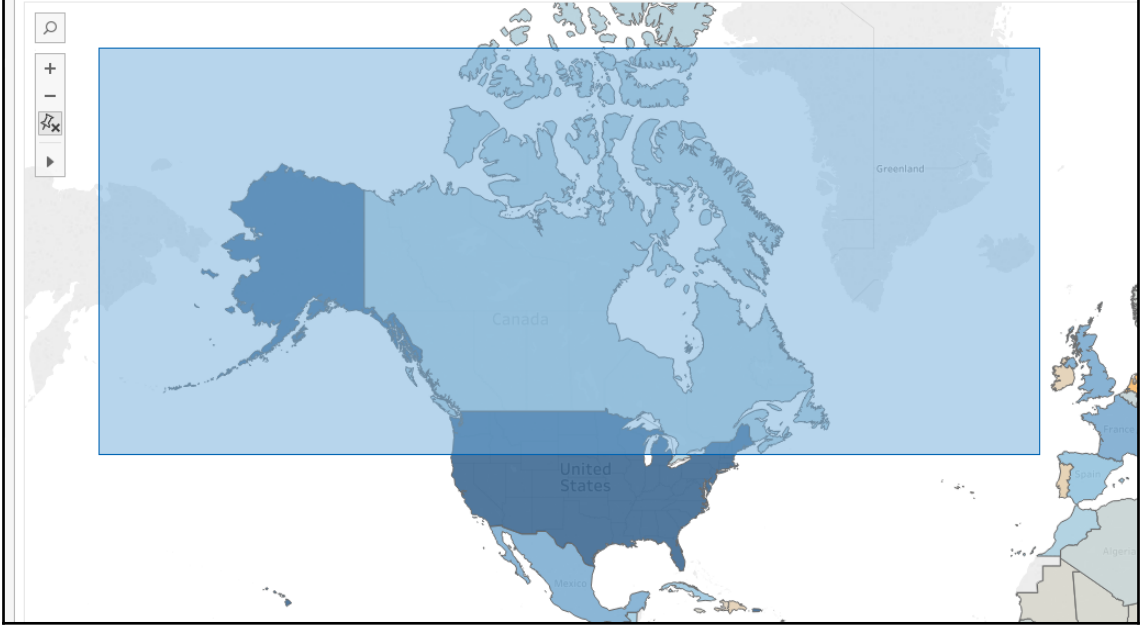




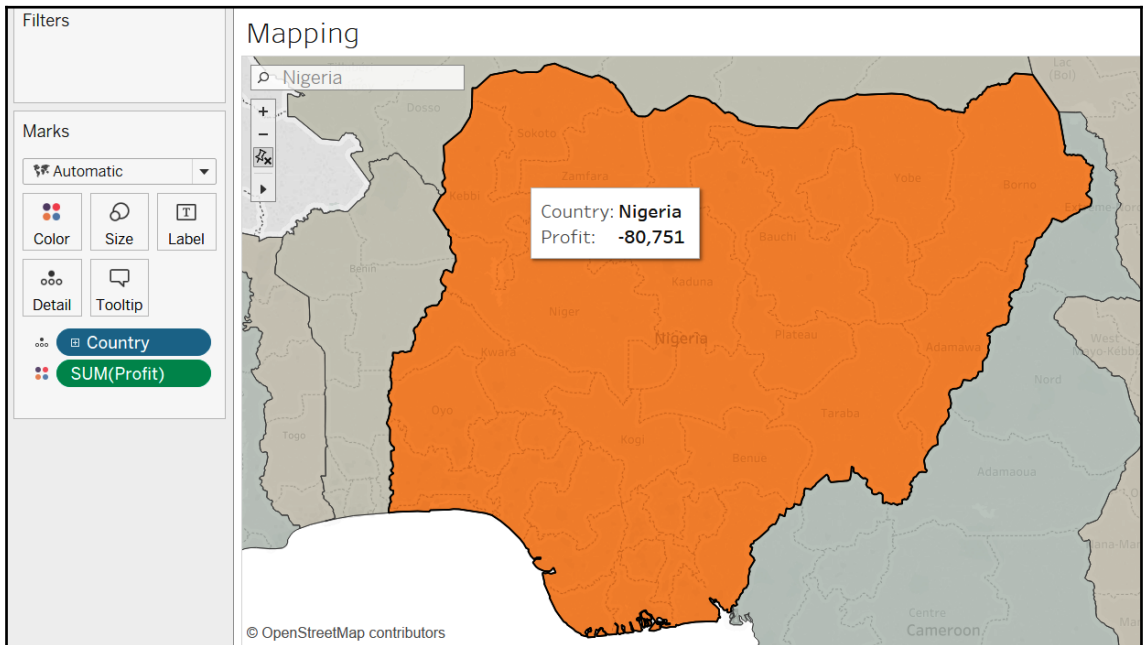


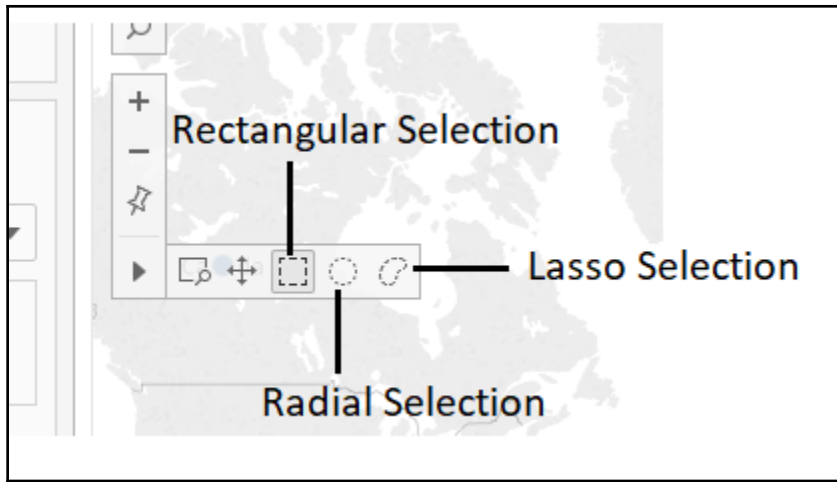


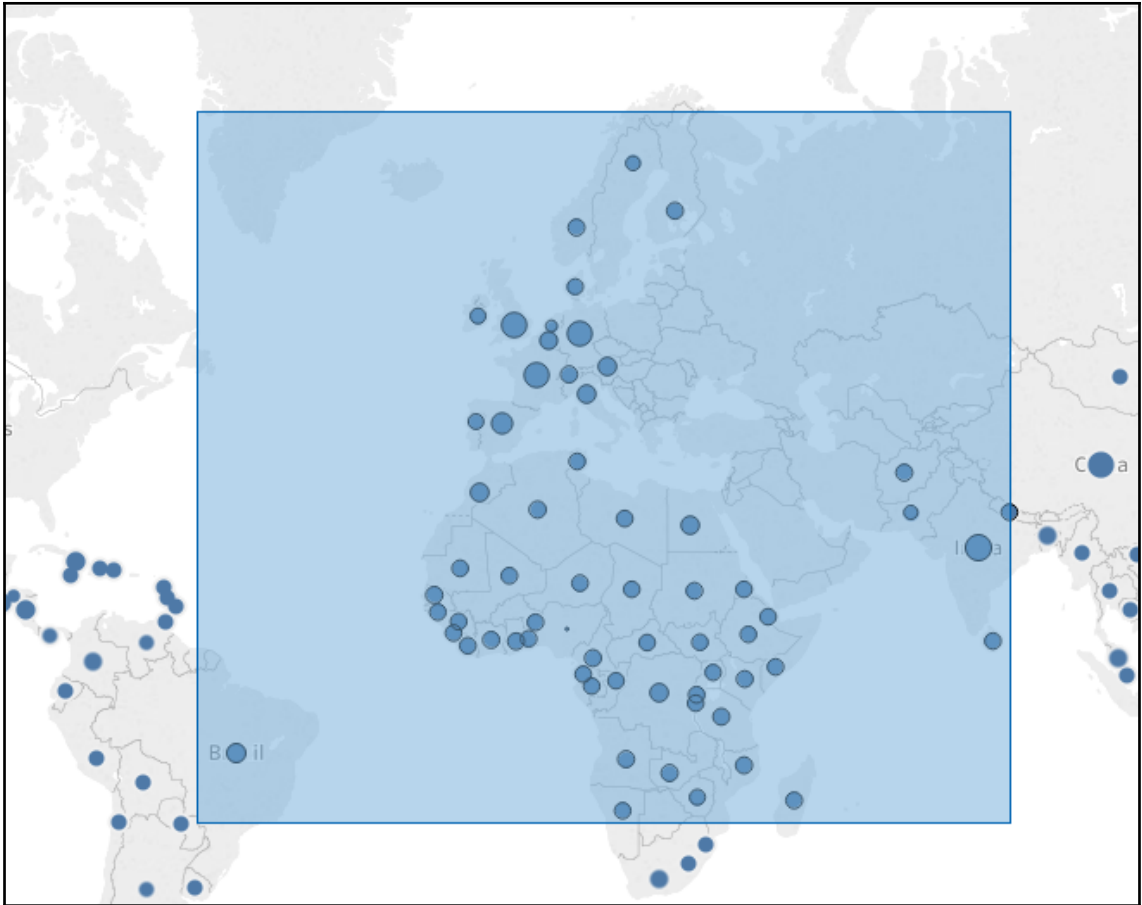
Mapping

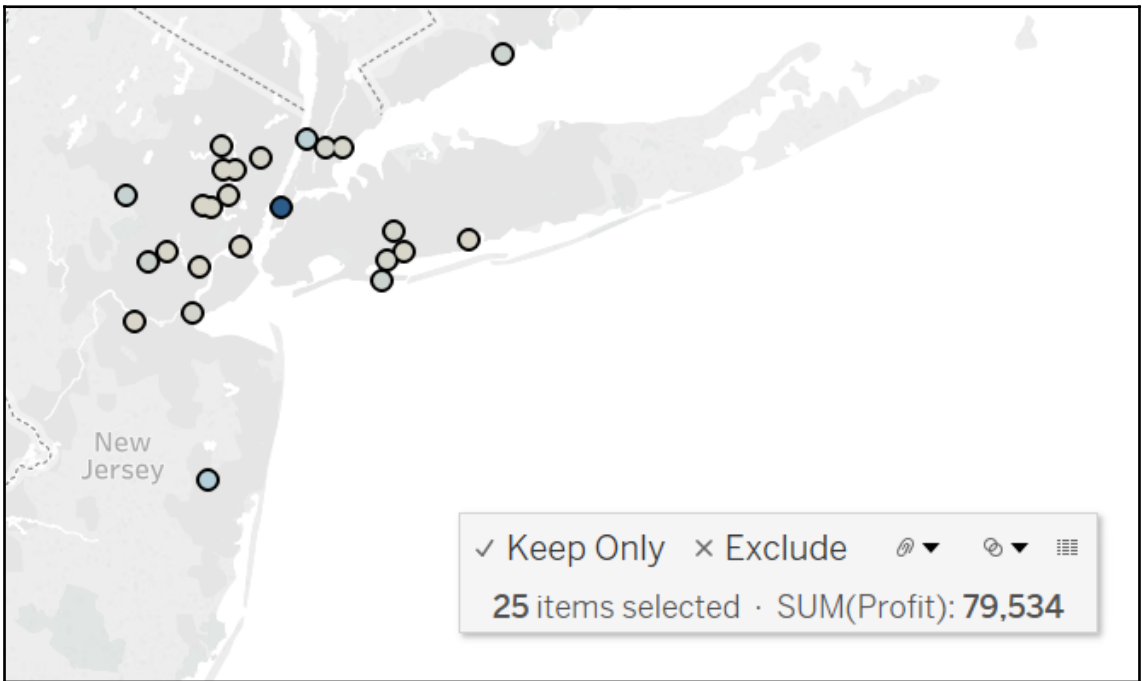
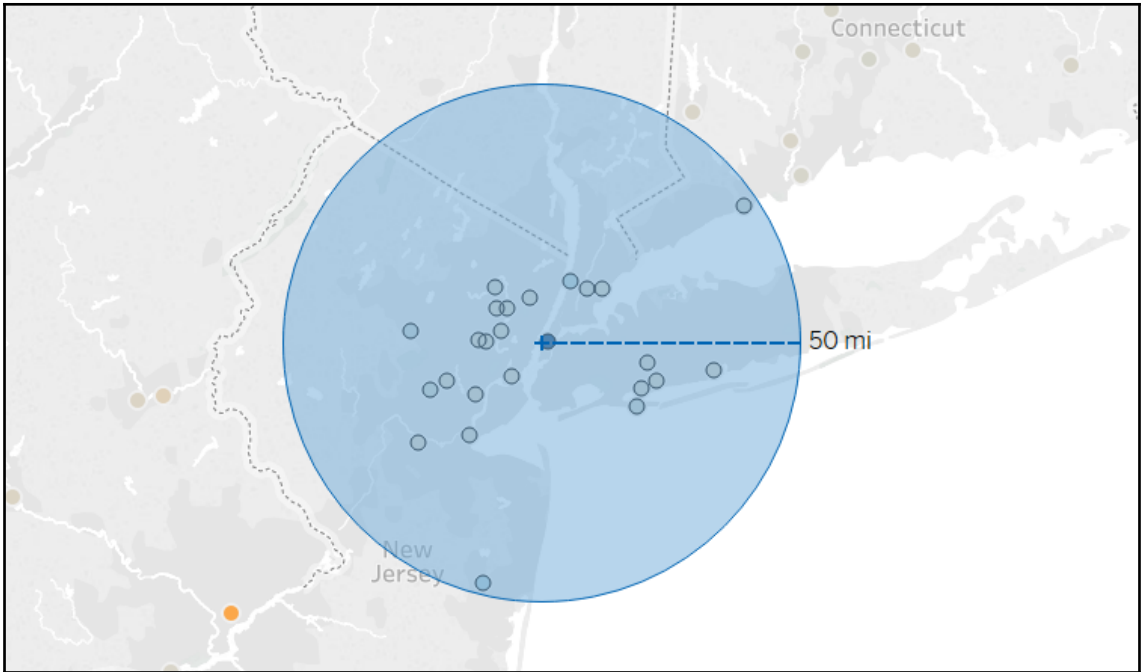


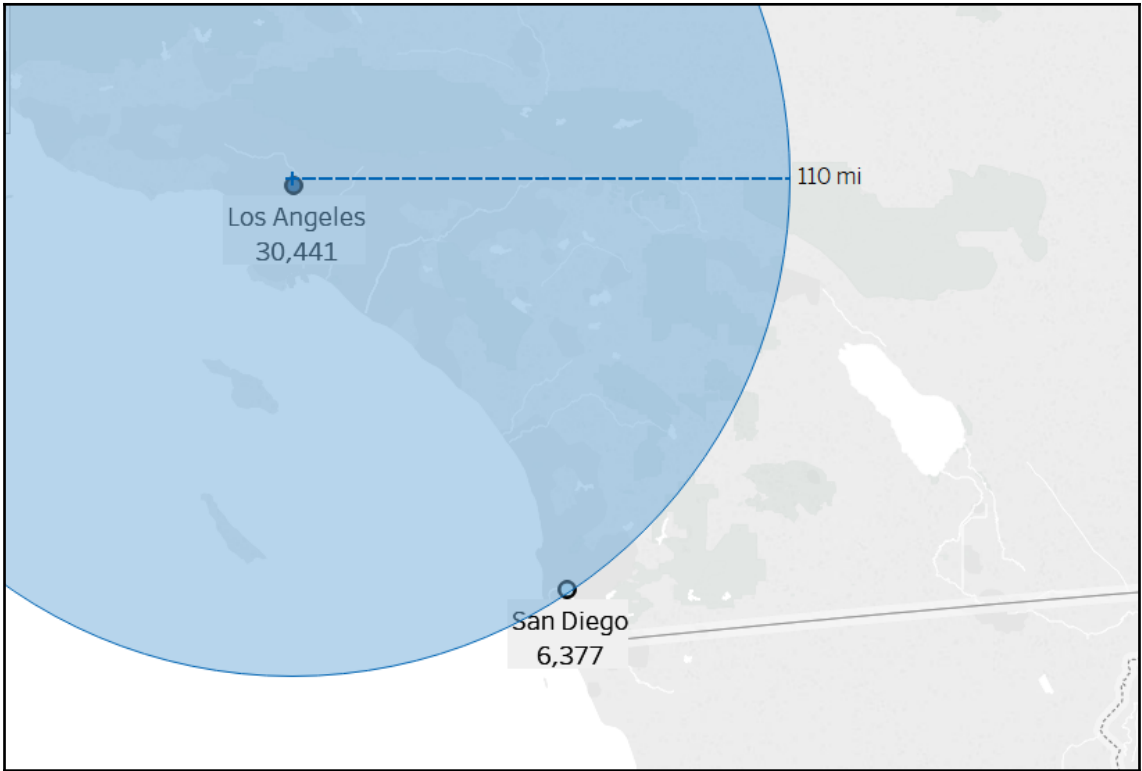
Mapping

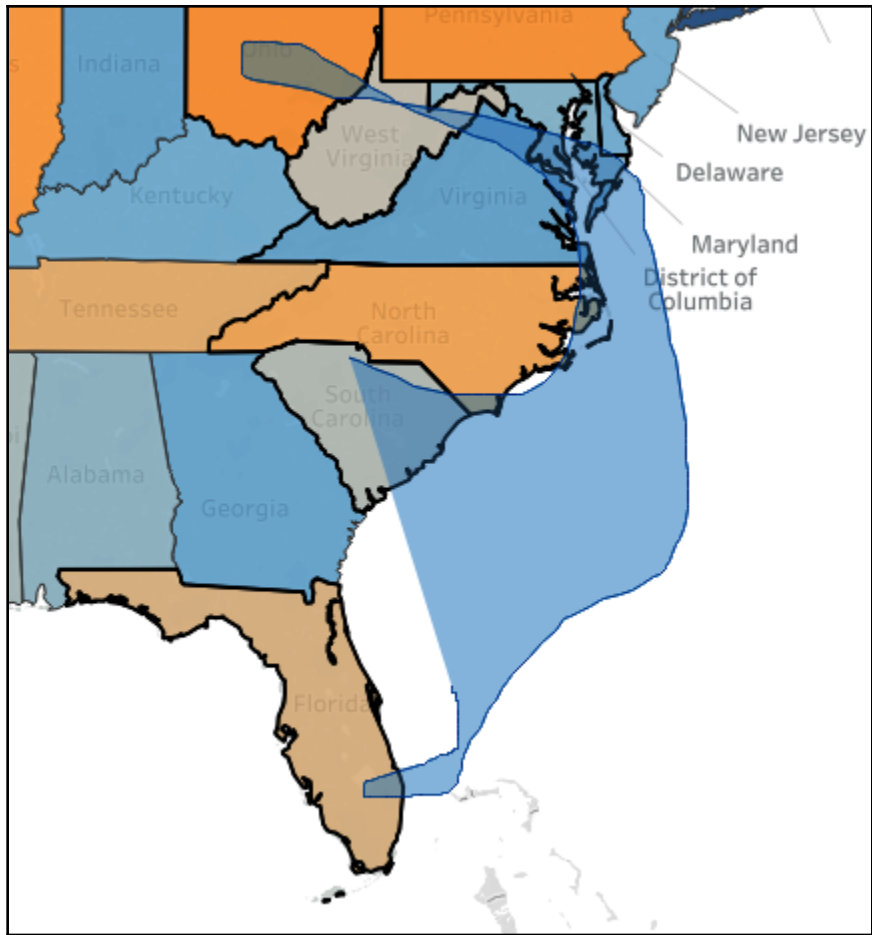


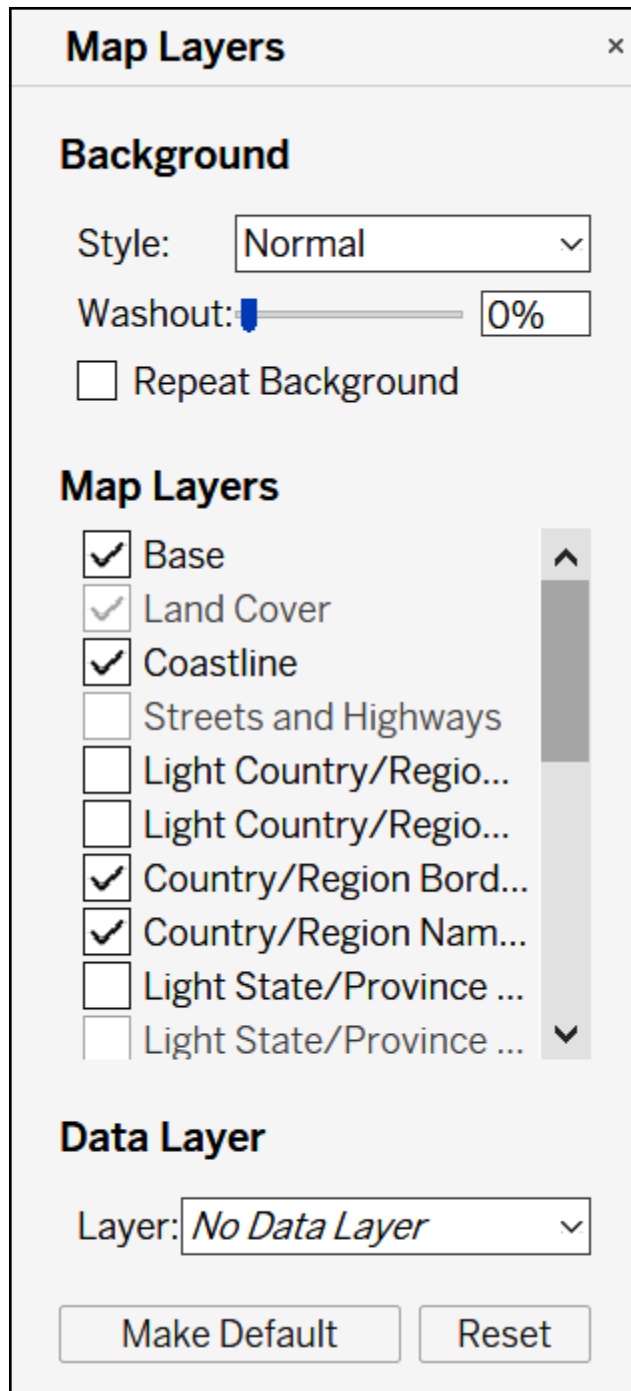


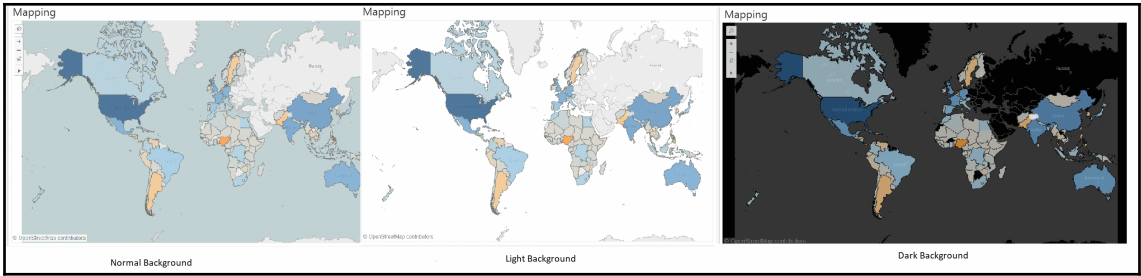






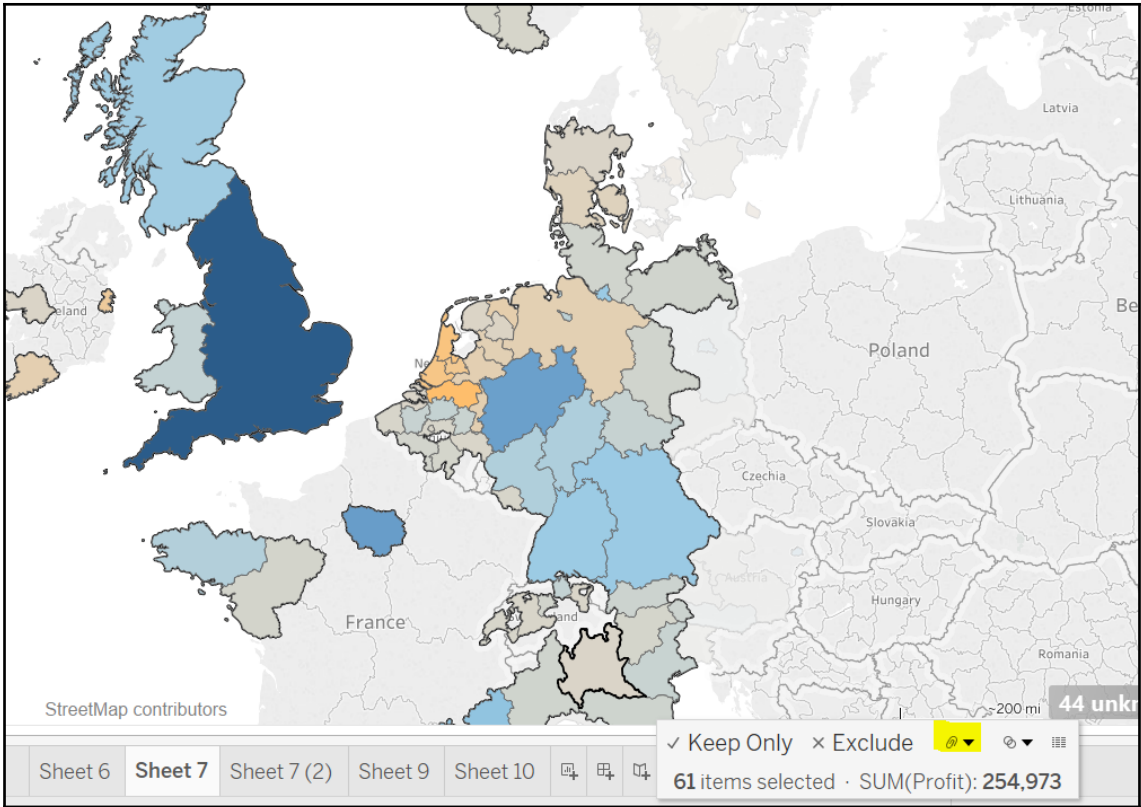


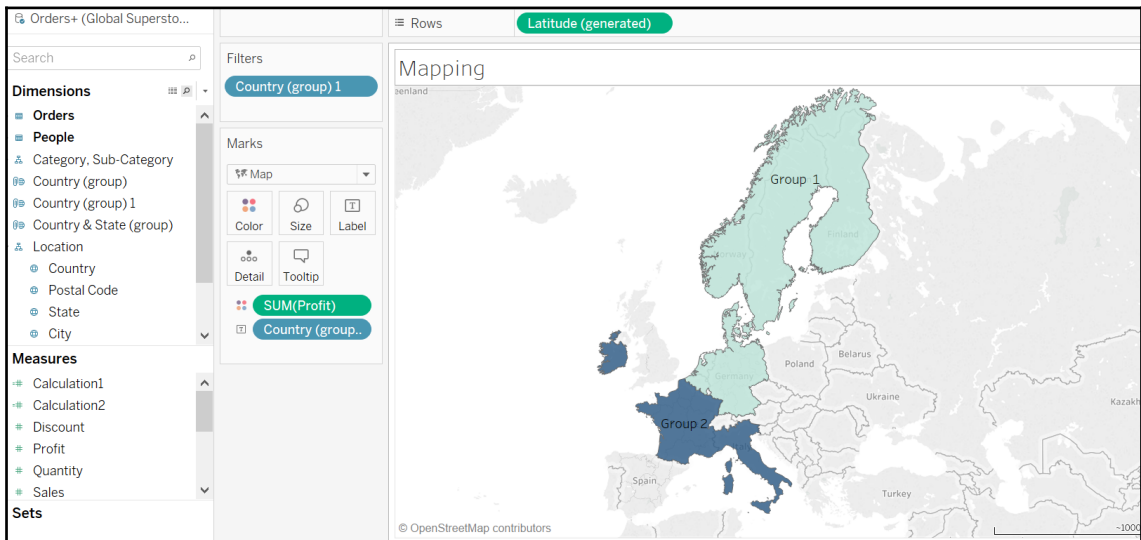
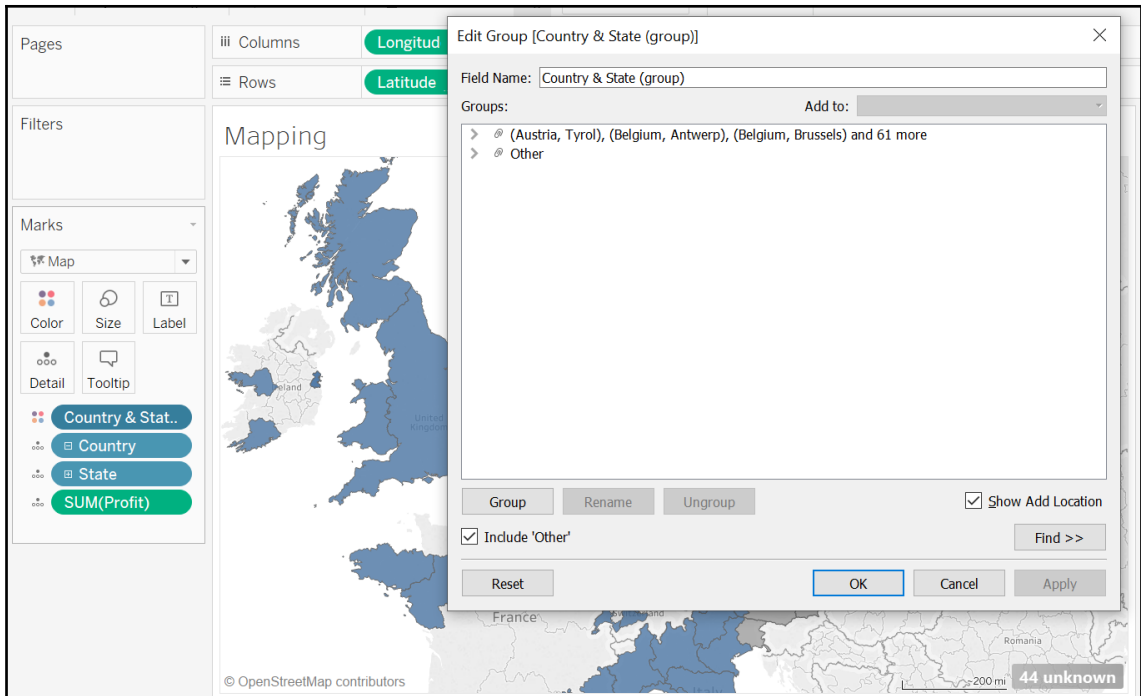




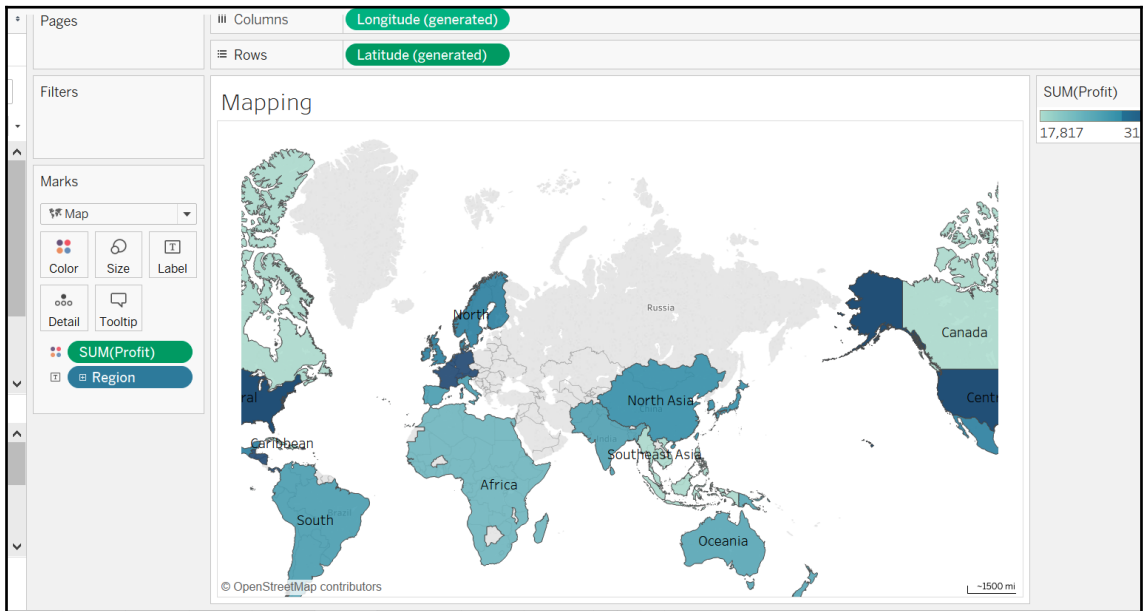
This screenshot shows the interface of a mapping application. On the left, there are three main sections: 'Map Layers', 'Background', and 'Data Layer'. The 'Map Layers' section has a list of layers with checkboxes, including 'County Borders', 'County Names', 'Zip Code Boundaries', 'Zip Code Labels', 'Area Code Boundaries', 'Area Code Labels', 'US Metro Boundaries...', 'US Metro Labels (CB...', and 'Place Names'. The 'Background' section has a 'Style' dropdown set to 'Light', a 'Washout' slider at 0%, and a 'Repeat Background' checkbox. The 'Data Layer' section has a 'Layer' dropdown set to 'No Data Layer'. In the center, there are 'Filters' and 'Marks' sections. The 'Marks' section has a dropdown set to 'Automatic' and buttons for 'Color', 'Size', 'Label', 'Detail', and 'Tooltip'. Below these are buttons for 'Country' and 'State'. On the right, there are 'Columns' and 'Rows' sections, both with dropdowns set to 'Longitude (generated)' and 'Latitude (generated)' respectively. The main map area shows a detailed map of New Jersey with county boundaries and the text 'New Jersey' in the center.

This screenshot shows the same mapping application interface as above, but with a map of the United States. The 'Map Layers' section has 'County Names' checked. The 'Background' section has 'Style' set to 'Light' and 'Washout' at 0%. The 'Data Layer' section has 'Layer' set to 'Age (median)', 'By' set to 'State', and 'Using' set to 'Blue-Green Seq...'. The 'Marks' section has 'SUM(Profit)' selected in the dropdown, with 'Country' and 'State' buttons below it. The 'Columns' and 'Rows' sections are still set to 'Longitude (generated)' and 'Latitude (generated)'. The main map area shows a map of the United States with a color-coded legend for '2018 Age (median)' and a size-coded legend for 'SUM(Profit)'. The '2018 Age (median)' legend has five categories: 31.10 to 37.00 (lightest green), 37.00 to 38.30 (light green), 38.30 to 39.00 (medium green), 39.00 to 40.10 (dark green), and 40.10 to 44.90 (darkest green). The 'SUM(Profit)' legend has four categories: -25,923 (smallest circle), 0 (medium circle), 50,000 (large circle), and 99,908 (largest circle). The map shows various states with different colors and circle sizes, representing the age and profit data.





🌐 Country & State (group)
 📍 Location
 🌐 Region
 🌐 Country
 🌐 Postal Code



Edit Locations

Geographic roles

Country/Region: Country

State/Province: None

Match values

Fixed: Afghanistan

From field: Country

2-char codes: ISO

Alsa	
Aquitaine	Unrecognized
Auvergne	Unrecognized
Burgundy	Unrecognized
Calabarzon	Unrecognized

Show only unmatched locations in drop down list

Reset Matches OK Cancel

Edit Locations ✕

Geographic roles

Country/Region:

State/Province: ⚠ 42 issues

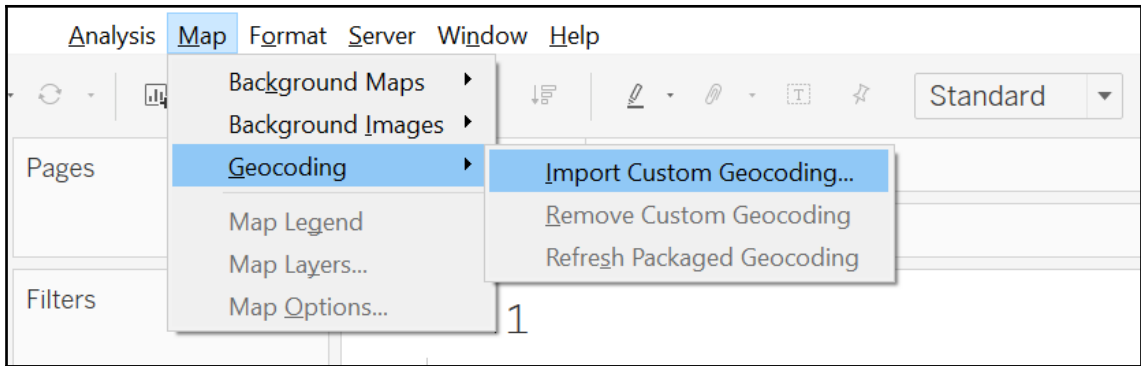
Match values to locations

⚠ State/Province Country/Region

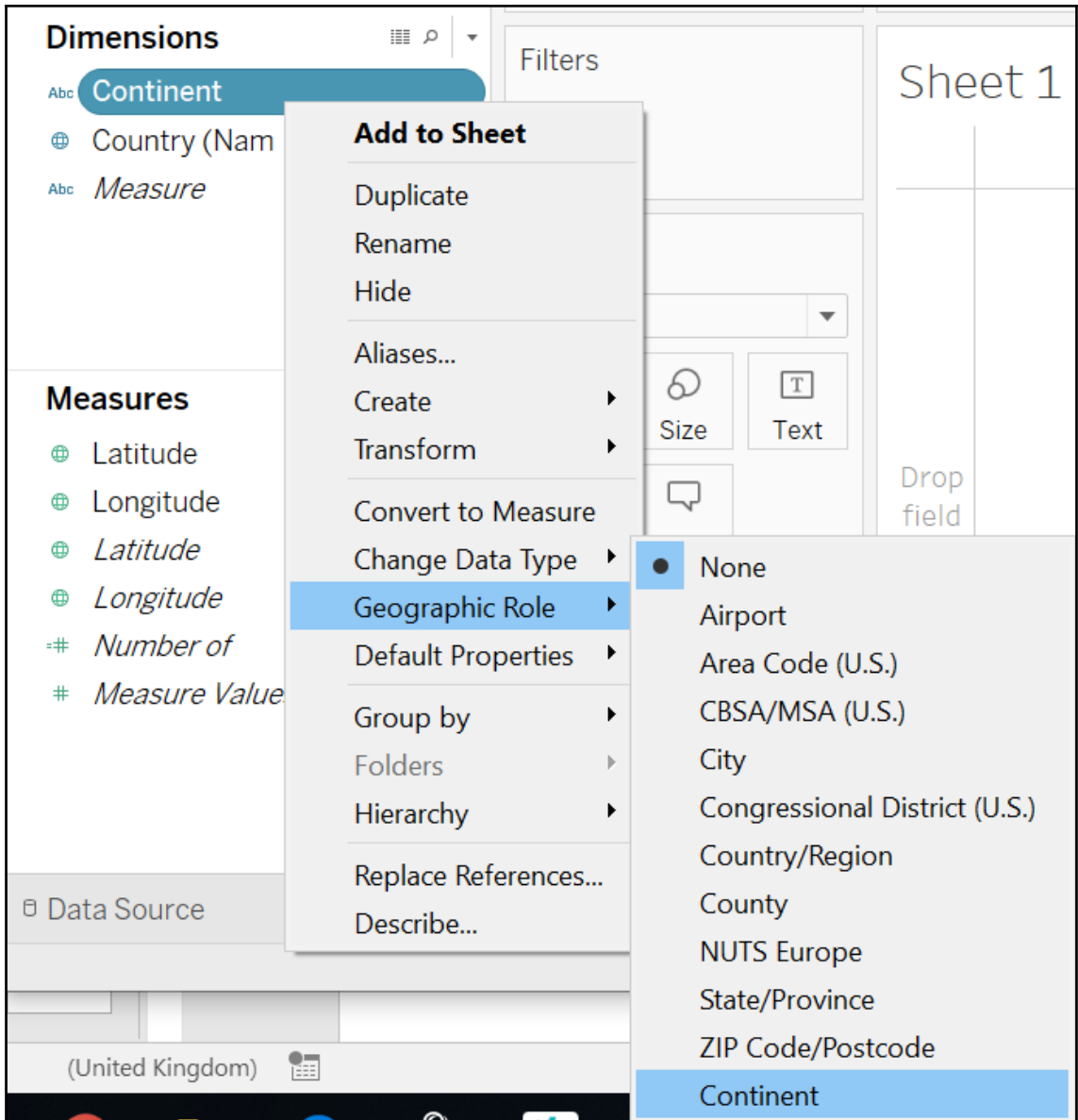
Your Data	Matching Location
Languedoc-Roussillon	Unrecognized
Limousin	Limón
Lorraine	Unrecognized
Lower Normandy	Normandy
Marrakech-Tensift-El Haouz	Unrecognized
Meknès-Tafilalet	Unrecognized
Midi-Pyrénées	Unrecognized

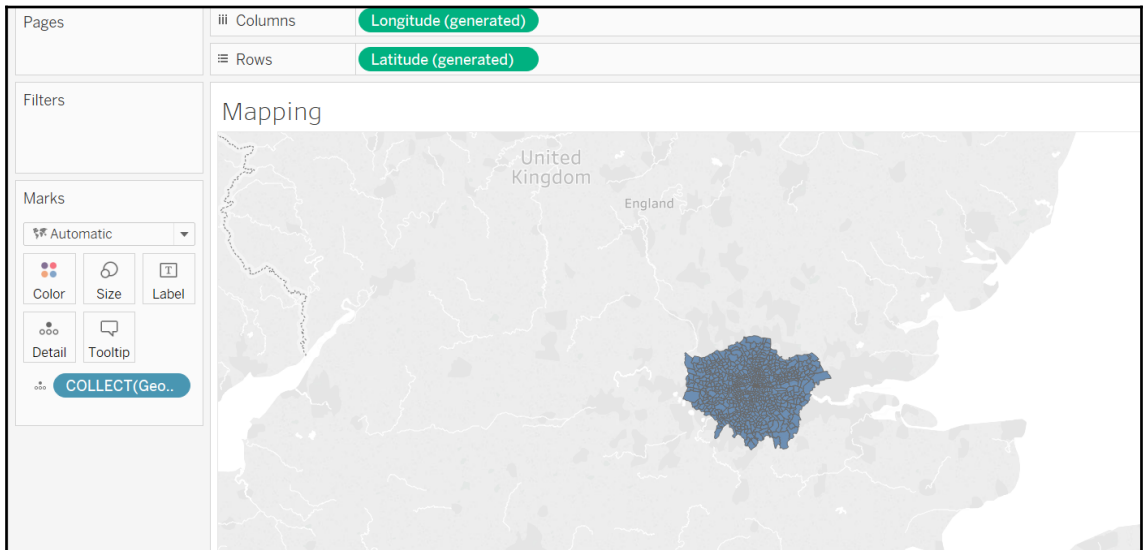
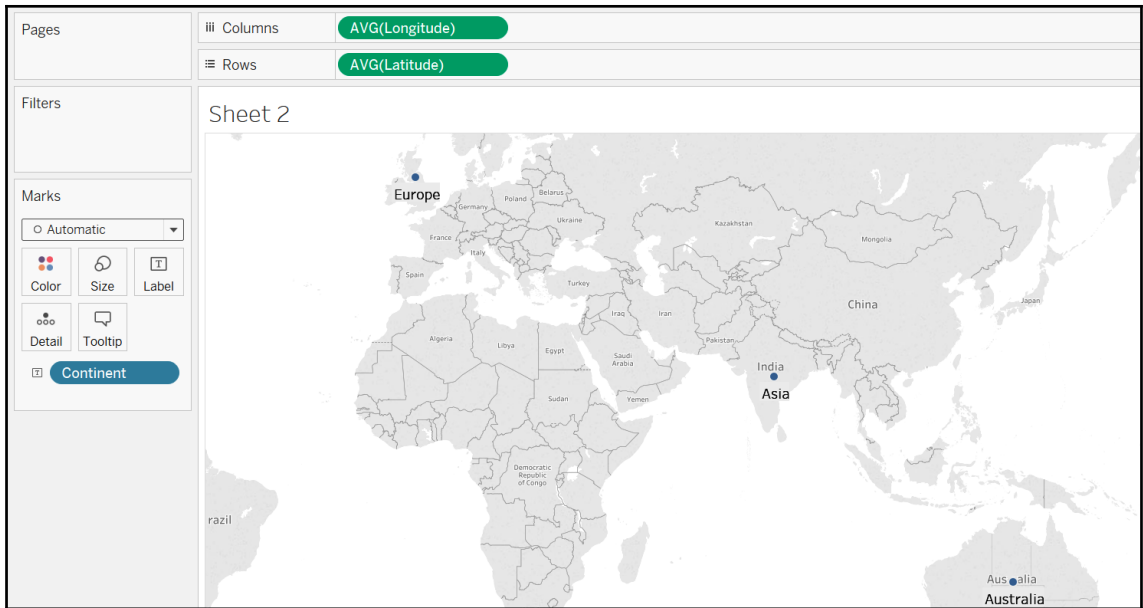
Show only unmatched locations in drop down list

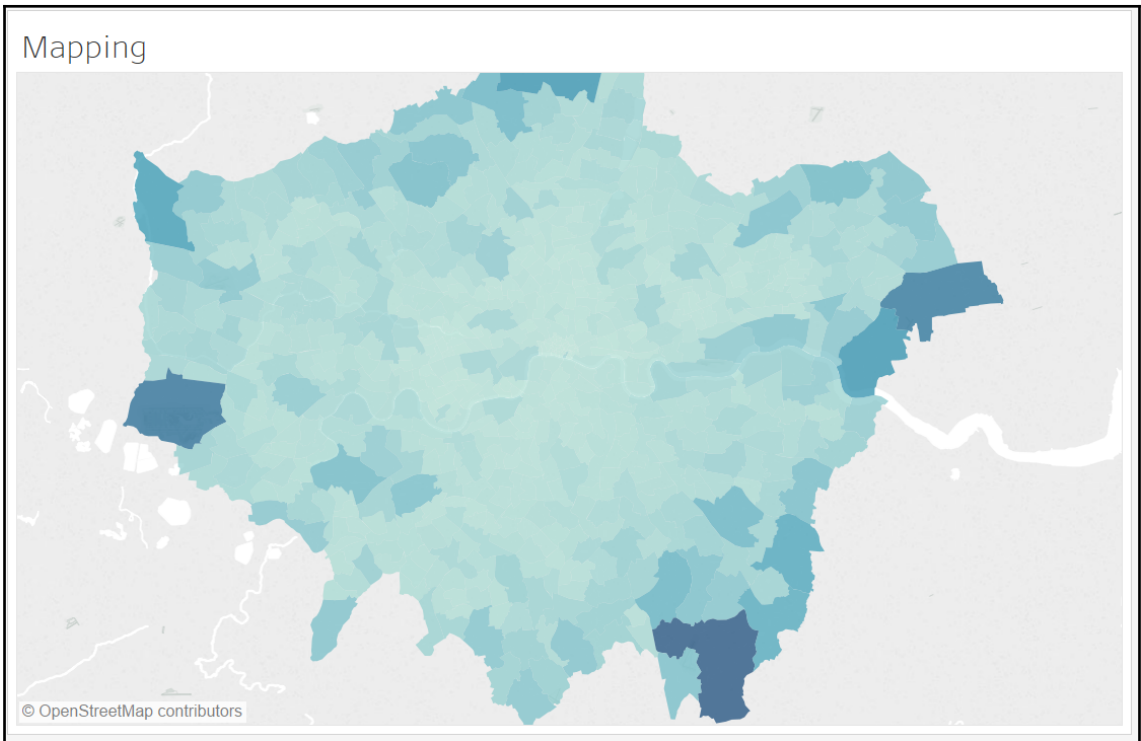
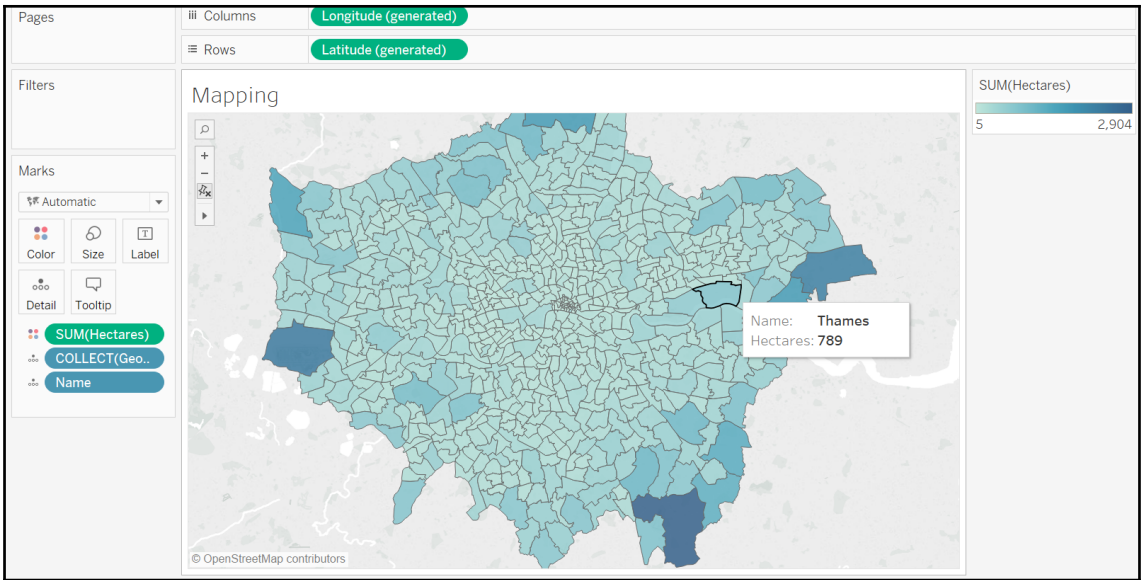
	A	B	C	D
1	Country (name)	State/Province	Latitude	Longitude
2	XYZ	XYZ	15.69	23.24
3				
4				



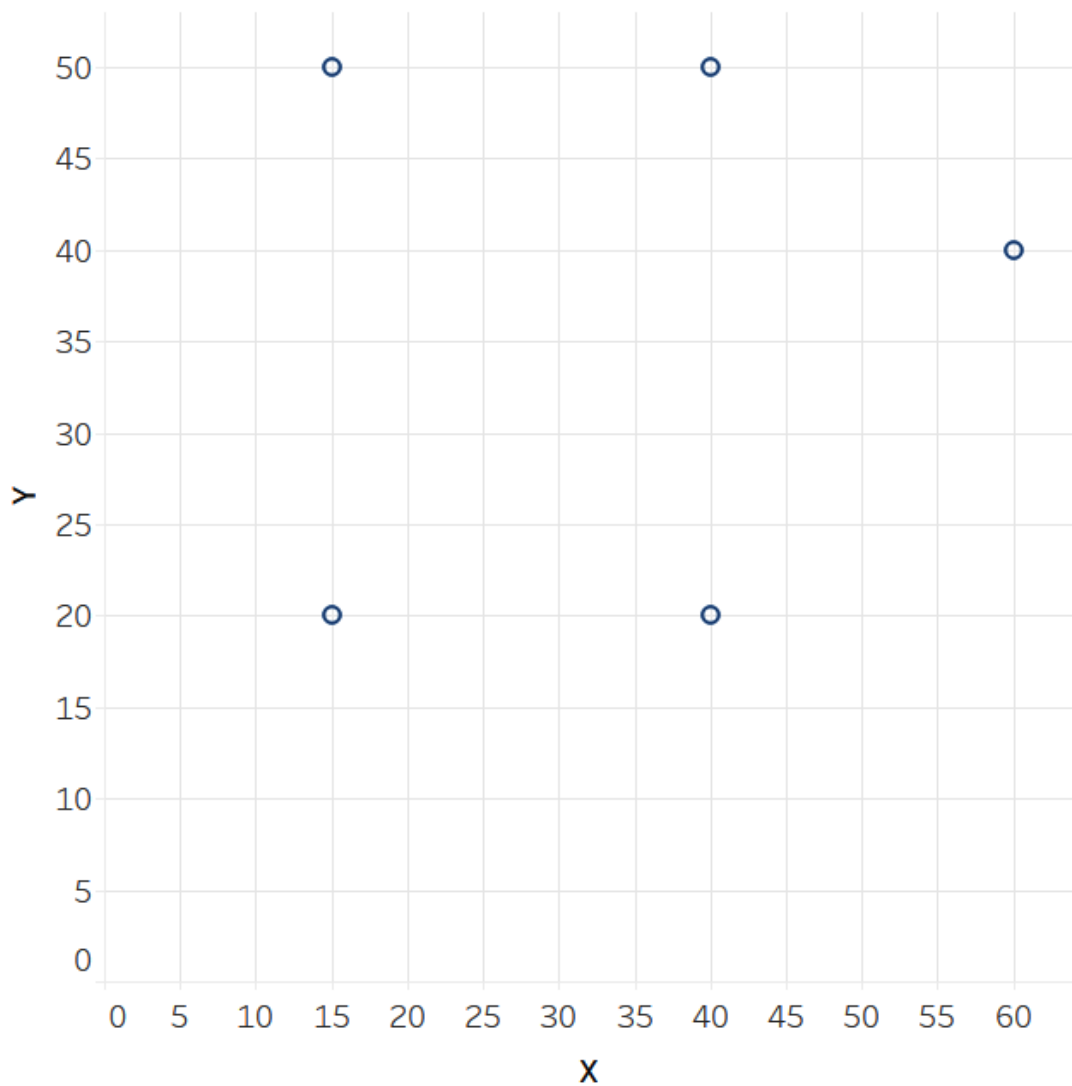
1	Continent	Country (M	Latitude	Longitude
2	Asia	India	20.6	78.96
3	Australia	Australia	-25.27	133.77
4	Europe	United Kin	55.37	-3.4
5				







Mapping



Edit Background Image



Name:

Image

Options

File or URL:

X Field

X

Left:

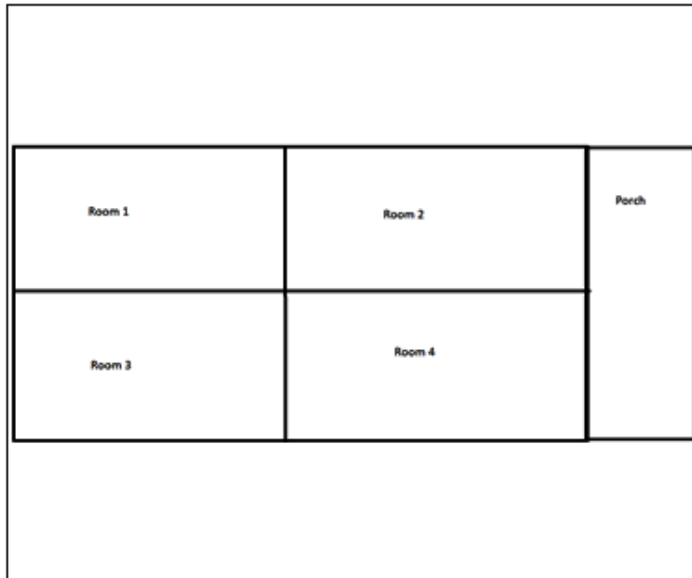
Right:

Y Field

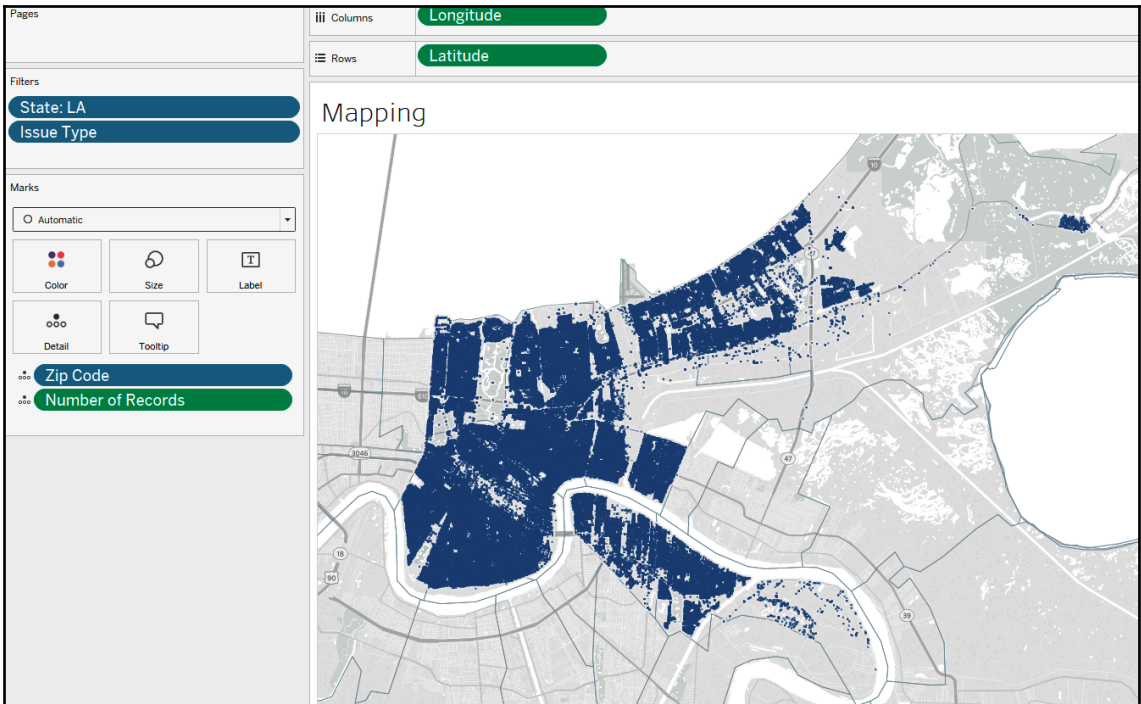
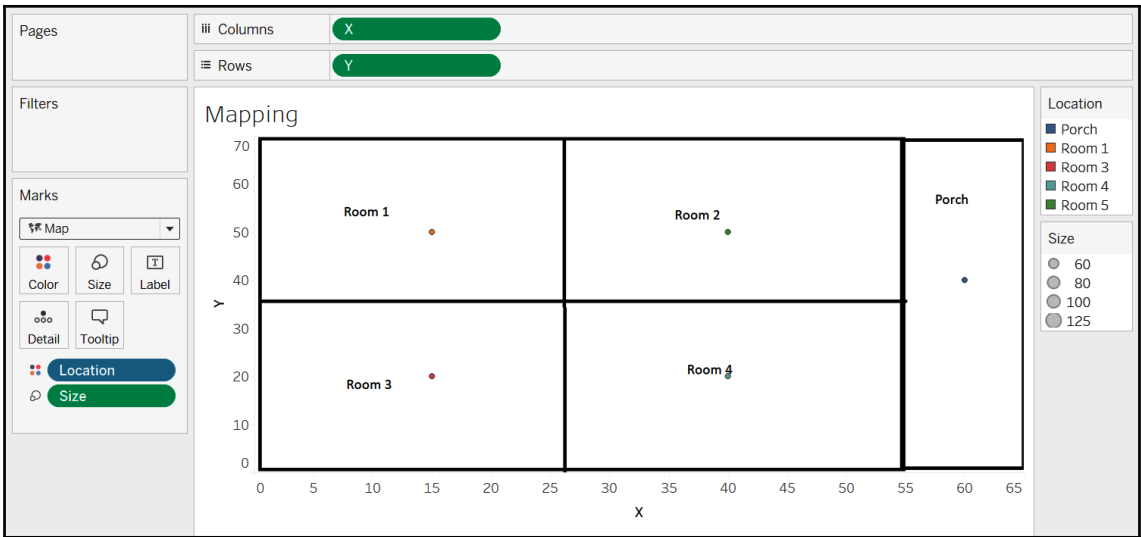
Y

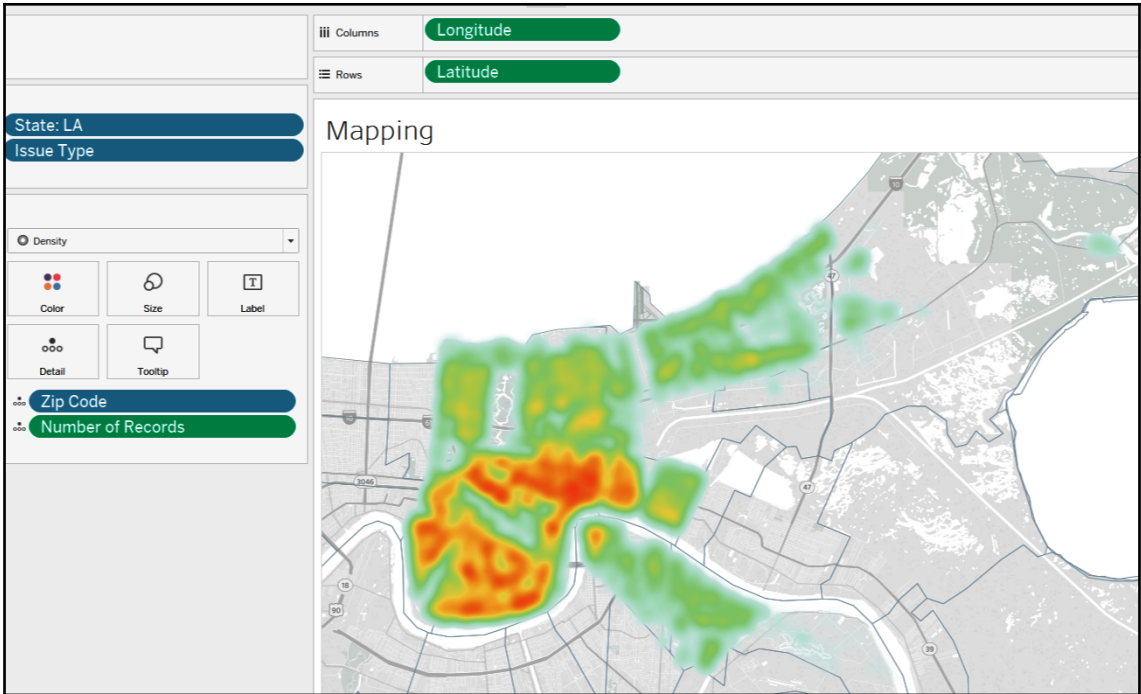
Bottom:

Top:

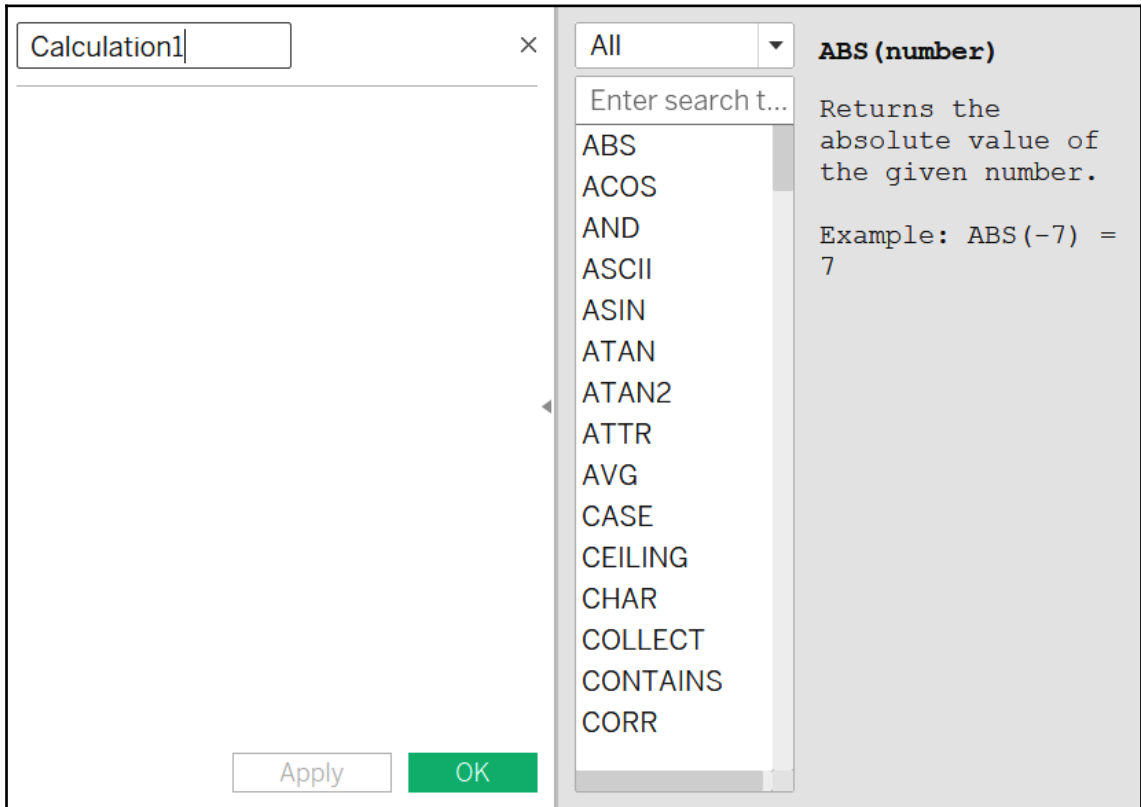


Washout:





Chapter 5: Understanding Simple Calculations in Tableau



Drop field here

4x Profit ×

`4*AVG([Profit])`

All ▾ Sales
Data type: Float

Enter search t...

- AVG
- CASE
- CEILING
- CHAR
- COLLECT
- CONTAINS
- CORR
- COS
- COT
- COUNT
- COUNTD
- COVAR
- COVARP

The calculation is valid. Apply OK Describe...

☰ Rows Segment

Filters

Marks

Automatic

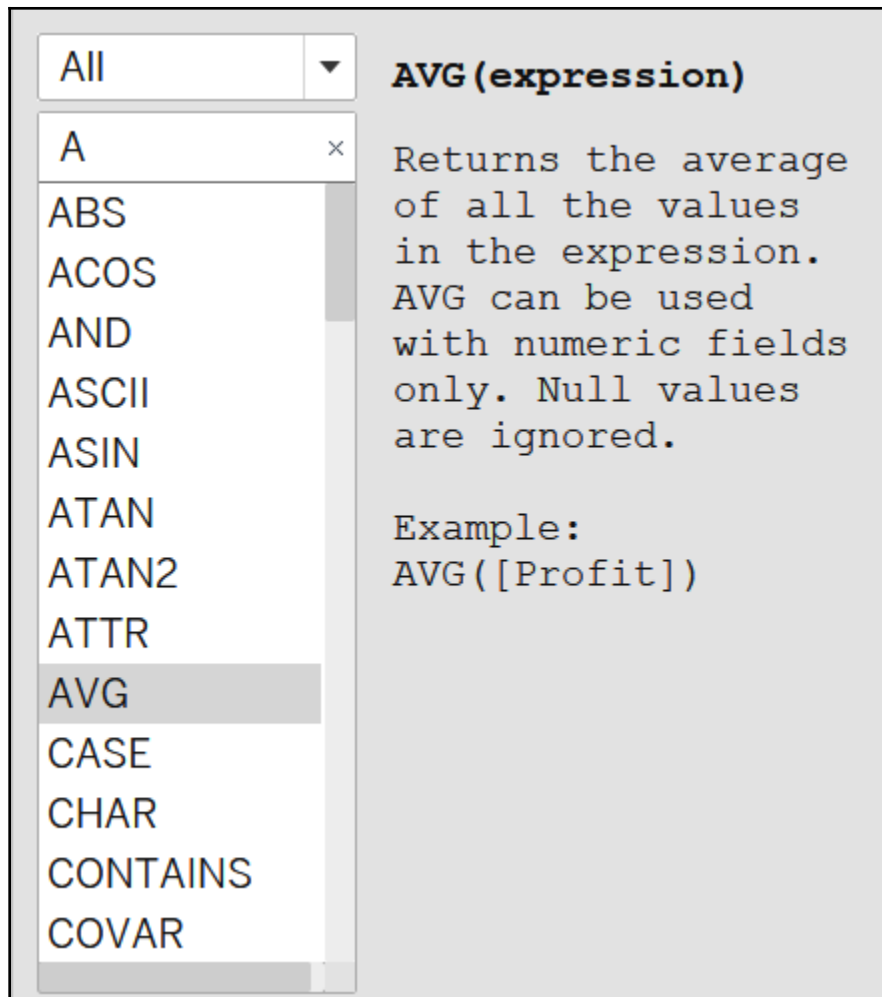
Color Size Text

Detail Tooltip

SUM(4x Profit)

Sheet 5

Segment	
Consumer	2,894,829
Corporate	1,714,837
Home Office	1,084,572



The screenshot shows a software interface with a dropdown menu on the left and a text area on the right. The dropdown menu is open, showing a list of functions starting with 'A'. The 'AVG' function is highlighted. The text area to the right contains the description of the AVG function and an example.

All ▾

A ×

- ABS
- ACOS
- AND
- ASCII
- ASIN
- ATAN
- ATAN2
- ATTR
- AVG**
- CASE
- CHAR
- CONTAINS
- COVAR

AVG (expression)

Returns the average of all the values in the expression. AVG can be used with numeric fields only. Null values are ignored.

Example:
AVG([Profit])

Calculation1

Coun

- f* **COUNT**
- f* **COUNTD**
- 🌐 **Country**

Sample - Superstore

- # **Discount**

Functions

- f* **RUNNING_COUNT**
- f* **WINDOW_COUNT**

Filters

Marks

Automatic

Color Size Text

Detail Tooltip

SUM(Sales)

Simple Calculations

784,980

Before adding Segment

Drag dimensions or measures here.

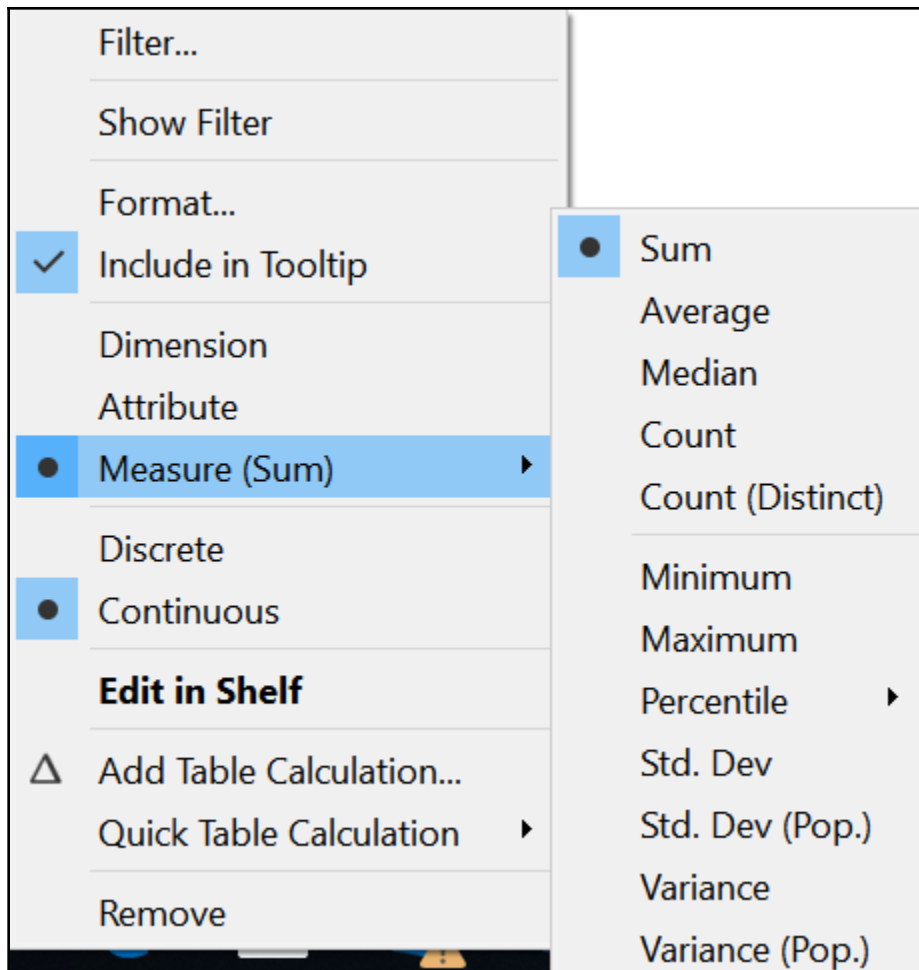
Rows

Segment

Simple Calculations

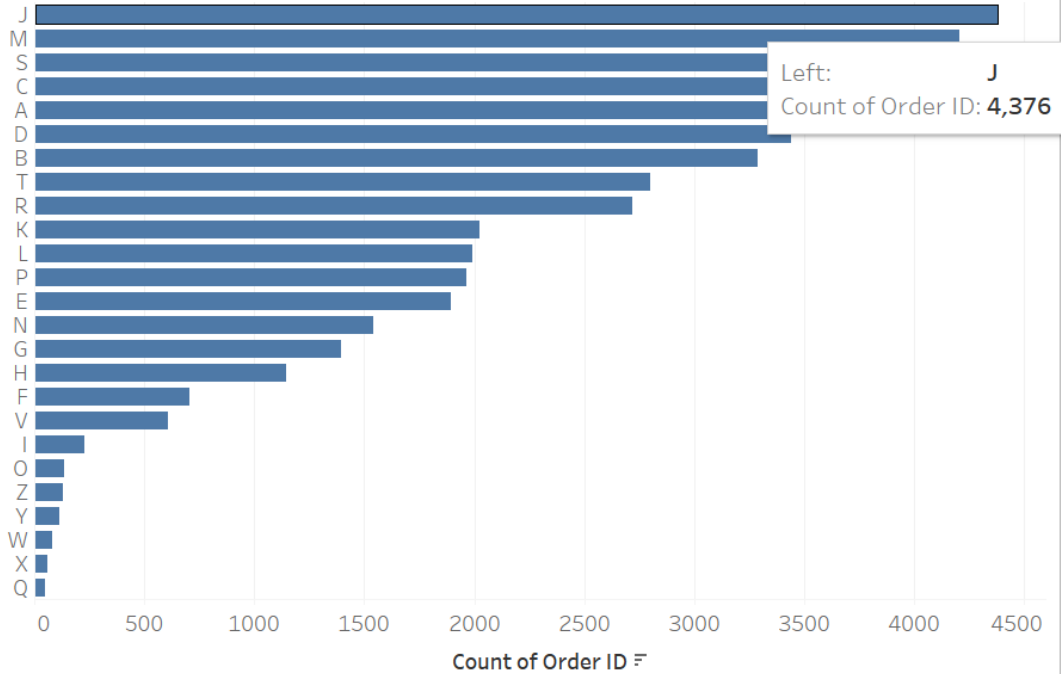
Segment	
Consumer	489,143
Corporate	221,397
Home Office	74,440

After Adding Segment



Simple Calculations

Left



First Name

Orders+ (Global Superstore)

×

```
SPLIT([Customer Name], " ", 1)
```

The calculation is valid. 1 Dependency ▾

Apply

OK

All ▾

SPLIT(string, delimiter, token number)

RUNNING_M...
 RUNNING_MIN
 RUNNING_S...
 SCRIPT_BOOL
 SCRIPT_INT
 SCRIPT_REAL
 SCRIPT_STR
 SIGN
 SIN
 SIZE
 SPACE
 SPLIT

Returns a substring from a string, as determined by a delimiter extracting the characters from the beginning or end of the string.

Example: SPLIT('a-b-c-d', '-', 2) = 'b'

Example: SPLIT('a-

☰ Rows **First Name** ☰

Filters

Marks

Automatic

Color Size Text

Detail Tooltip

CNT(Customer..)

Sheet 9

First Name	
Michael	606
John	482
Patrick	405
Paul	395
Frank	385
Bill	370
Anthony	369
Alan	366
Rick	359
Craig	354
Jim	350
Barry	340
Brian	334
Gary	330
Greg	326
Tom	322

Rows		Replace
Sheet 10		
Replace		
Aaron B	Abc	^
Aaron Hawkins	Abc	
Aaron Smayling	Abc	
Adam Bellavance	Abc	

☰ Rows

DAY(Order Date)

☒ DAY(Correct Order..)

Simple Calculations

Day of Order Date **Day of Correct Order Date**

1 January 2011	1 December 2010
2 January 2011	2 December 2010
3 January 2011	3 December 2010
4 January 2011	4 December 2010
5 January 2011	5 December 2010
6 January 2011	6 December 2010
7 January 2011	7 December 2010
8 January 2011	8 December 2010
9 January 2011	9 December 2010
10 January 2011	10 December 2010
11 January 2011	11 December 2010
12 January 2011	12 December 2010
13 January 2011	13 December 2010
14 January 2011	14 December 2010
15 January 2011	15 December 2010
16 January 2011	16 December 2010
17 January 2011	17 December 2010
18 January 2011	18 December 2010
19 January 2011	19 December 2010
20 January 2011	20 December 2010
21 January 2011	21 December 2010
22 January 2011	22 December 2010
23 January 2011	23 December 2010
24 January 2011	24 December 2010
25 January 2011	25 December 2010
26 January 2011	26 December 2010
27 January 2011	27 December 2010
28 January 2011	28 December 2010



Market Number | Orders+ (Global Superstore) X

```

CASE [Market]
WHEN "Africa" THEN 1
WHEN "APAC" THEN 2
WHEN "EMEA" THEN 3
WHEN "US" THEN 4
ELSE 5
END

```

The calculation is valid.

Apply OK

Pages

Columns

Rows

Market

Filters

Marks

Automatic

Color

Size

Text

Detail

Tooltip

Market Number

Calculation

Market	
Africa	1
APAC	2
Canada	5
EU	5
LATAM	5
US	4

Sales Group

Orders+ (Global Superstore)

×

```
If [Sales]>0 AND [Sales]<1000
THEN "Low"
ELSEIF [Sales]<2000
THEN "Medium"
ELSEIF [Sales]<10000
THEN "High"
ELSE
"Potential Error"
END
```

The calculation is valid.

1 Dependency ▾

Apply

OK

☰ Rows **Sales Group** ☰

Filters

Marks

Automatic ▼

Color Size Text

Detail Tooltip

CNT(Order ID)

Calculation

Sales Group	
Low	43,773
Medium	1,809
High	674
Potential Error	5

Pages		iii Columns	Segment		
Filters		☰ Rows	Category		Sub-Category
Marks		Calculation			
<input type="text" value="Automatic"/>					
<input type="checkbox"/> Color <input type="checkbox"/> Size <input type="checkbox"/> Text					
<input type="checkbox"/> Detail <input type="checkbox"/> Tooltip					
<input type="checkbox"/> SUM(Sales)					
Category	Sub-Catego..	Consumer	Corporate	Home Offi..	
Furniture	Bookcases	723,399	425,949	225,487	
	Chairs	748,510	425,410	257,945	
	Furnishings	191,414	103,785	62,646	
	Tables	359,532	236,412	121,763	
Office Supplies	Appliances	481,956	289,639	171,200	
	Art	181,454	92,741	59,760	
	Binders	240,673	120,706	73,866	
	Envelopes	83,080	49,018	28,227	
	Fasteners	39,034	24,333	13,524	
	Labels	36,569	19,964	12,778	
	Paper	114,650	68,648	50,742	
	Storage	522,926	316,678	189,297	
	Supplies	116,894	75,962	36,066	
	Technology	Accessories	358,978	216,758	129,337
Copiers		709,617	441,675	278,004	
Machines		348,957	209,860	158,213	
Phones		843,561	456,586	292,156	

iii Columns		Segment			
☰ Rows		Category		Sub-Category	
Calculation					
		Segment			
Category	Sub-Catego..	Consumer	Corporate	Home Offi..	Grand Tot..
Furniture	Bookcases	723,399	425,949	225,487	1,374,835
	Chairs	748,510	425,410	257,945	1,431,865
	Furnishings	191,414	103,785	62,646	357,845
	Tables	359,532	236,412	121,763	717,708
Office Supplies	Appliances	481,956	289,639	171,200	942,794
	Art	181,454	92,741	59,760	333,955
	Binders	240,673	120,706	73,866	435,244
	Envelopes	83,080	49,018	28,227	160,325
	Fasteners	39,034	24,333	13,524	76,891
	Labels	36,569	19,964	12,778	69,311
	Paper	114,650	68,648	50,742	234,040
	Storage Supplies	522,926	316,678	189,297	1,028,901
Technology	Accessories	358,978	216,758	129,337	705,073
	Copiers	709,617	441,675	278,004	1,429,296
	Machines	348,957	209,860	158,213	717,031
	Phones	843,561	456,586	292,156	1,592,304
Grand Total		6,101,204	3,574,126	2,161,010	11,836,341

Pages		iii Columns	Segment			
Filters		☰ Rows	Category		Sub-Category	
Marks		Calculation				
<input type="checkbox"/> Automatic <input type="checkbox"/> Color <input type="checkbox"/> Size <input type="checkbox"/> Text <input type="checkbox"/> Detail <input type="checkbox"/> Tooltip <input checked="" type="checkbox"/> SUM(Sales)		Category	Sub-Catego..	Segment		
			Consumer	Corporate	Home Offi..	Grand Tot..
Furniture	Bookcases	723,399	425,949	225,487	1,374,835	
	Chairs	748,510	425,410	257,945	1,431,865	
	Furnishings	191,414	103,785	62,646	357,845	
	Tables	359,532	236,412	121,763	717,708	
	Total	2,022,855	1,191,556	667,842	3,882,253	
Office Supplies	Appliances	481,956	289,639	171,200	942,794	
	Art	181,454	92,741	59,760	333,955	
	Binders	240,673	120,706	73,866	435,244	
	Envelopes	83,080	49,018	28,227	160,325	
	Fasteners	39,034	24,333	13,524	76,891	
	Labels	36,569	19,964	12,778	69,311	
	Paper	114,650	68,648	50,742	234,040	
	Storage	522,926	316,678	189,297	1,028,901	
	Supplies	116,894	75,962	36,066	228,923	
	Total	1,817,236	1,057,690	635,458	3,510,384	
Technology	Accessories	358,978	216,758	129,337	705,073	
	Copiers	709,617	441,675	278,004	1,429,296	
	Machines	348,957	209,860	158,213	717,031	
	Phones	843,561	456,586	292,156	1,592,304	
	Total	2,261,112	1,324,880	857,710	4,443,703	
Grand Total		6,101,204	3,574,126	2,161,010	11,836,341	

Pages		Columns	Segment						
Filters		Rows	City	Category	Sub-Category				
Marks		Calculation							
Automatic		City	Category	Sub-Catego..	Consumer	Corporate	Home Offi..	Grand Tot..	
<input checked="" type="checkbox"/> Automatic Color Size Text Detail Tooltip <input checked="" type="checkbox"/> SUM(Sales)	Aachen	Furniture	Bookcases	1,051	522			1,57	
			Total	1,051	522			1,57	
		Office	Art	318	54			37	
			Supplies	Binders	244		102	34	
			Envelopes	128				12	
			Fasteners	26				2	
			Storage	1,309				1,30	
			Total	2,025	54	102		2,18	
		Technology	Machines	50				5	
			Total	50				5	
		Total	Total	3,126	575	102		3,80	
		Aalen	Furniture	Bookcases	980				98
				Total	980				98
			Total	980					98
		Aalst	Furniture	Furnishings		64			6
Total				64			6		
Office	Appliances			117			11		
Supplies	Envelopes			139			13		
	Labels			68			6		
Total	Total		323			32			
Total	Total		387			38			
Aba	Furniture	Bookcases		36			3		

Segment	
City	Category
Sub-Catego..	Consumer
Bookcases	1,051
Total	1,051
Art	318
Binders	244
Envelopes	128
Fasteners	26
Storage	1,309
Total	2,025
Machines	50
Total	50
	3,126
Bookcases	980
Total	980
	980
Furnishings	

- Filter...
- Show Filter
- Show Highlighter
- Sort...
- Format...
- Show Header
- Include in Tooltip
- Edit Aliases...
- Dimension
- Attribute
- Measure ▶
- Edit in Shelf**
- Subtotals
- Remove

Chapter 6: Tableau Table Calculations

Pages

Columns: Measure Names

Rows: YEAR(Order Date)

Filters: Measure Names

Marks: Automatic

Color, Size, Text, Detail, Tooltip

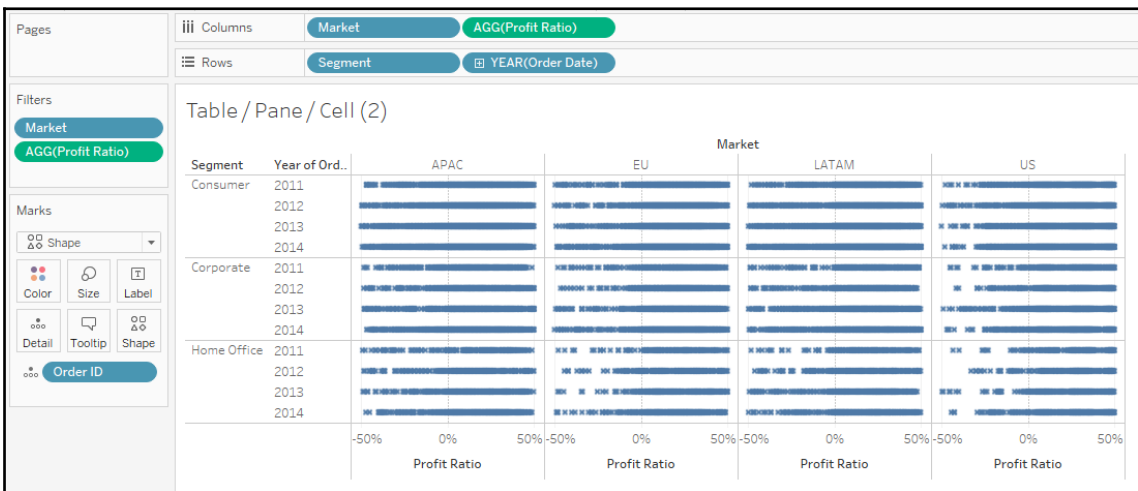
Measure Values: Measure Values

Measure Values: SUM(Profit), Avg Sum of Profits

Year of Ord..	Profit	Avg Sum of Profits
2011	\$248,941	\$366,864
2012	\$307,415	\$366,864
2013	\$406,935	\$366,864
2014	\$504,166	\$366,864

Table / Pane / Cell

Segment	Year of Order Date	Market / Region															
		APAC				EU			LATAM			US					
		Central Asia	North Asia	Oceania	Southeast Asia	Central	North	South	Caribbe	Central	North	South	Central	East	South	West	
Consumer	2011	\$10,169	\$17,540	\$8,646	(\$109)	\$14,910	\$8,423	\$2,756	\$2,844	\$10,283	\$10,216	\$1,359	(\$1,419)	\$11,421	\$3,200	\$11,118	
	2012	\$15,014			\$6,054	\$31,899	\$11,022	\$7,809	\$4,780	\$1,599	\$13,440	\$1,503	\$1,762	\$10,041	\$5,724	\$10,932	
	2013	\$21,216			(\$50)	\$30,244	\$12,934	\$7,423	\$6,782	\$13,869	\$14,534	(\$411)	\$5,240	\$6,143	\$10,663	\$13,712	
	2014	\$22,797	\$25,777	\$18,939	\$4,340	\$34,197	\$12,858	\$14,212	\$5,463	\$4,975	\$16,770	\$12,626	\$2,981	\$13,586	\$7,327	\$21,688	
Corporate	2011	\$8,899	\$12,503	\$7,860	\$2,646	\$14,781	\$7,172	\$1,704	\$146	\$3,375	\$5,833	(\$1,466)	(\$621)	\$1,175	\$7,702	\$5,257	
	2012	\$9,751	\$7,469	\$12,153	(\$2,047)	\$8,747	\$9,864	\$2,528	\$1,788	\$1,575	\$8,542	\$4,525	\$5,991	\$6,015	\$1,896	\$6,786	
	2013	\$10,366	\$15,058	\$7,381		\$22,852	\$4,749	\$6,552			\$6,924	\$2,571	\$12,442	\$7,849	\$4,098	\$6,551	
	2014	\$12,539	\$14,786	\$7,266		\$22,808	\$11,574	\$10,063			\$7,736	\$47	\$891	\$8,584	\$1,519	\$15,844	
Home Office	2011	\$3,778	\$5,471	\$4,923	\$795	\$7,652	\$1,749	\$2,479	\$1,369	\$1,139	\$2,472	(\$862)	\$2,579	\$4,464	\$977	\$3,690	
	2012	\$4,212	\$6,065	\$4,001	(\$1,269)	\$6,267	\$5,065	\$784	\$2,139	\$1,814	\$2,973	\$5,507	\$3,963	\$5,035	\$698	\$2,774	
	2013	\$1,527	\$10,838	\$9,074	\$960	\$4,732	\$5,473	\$3,815	\$418	\$2,008	\$6,552	\$2,614	\$2,217	\$6,185	\$2,931	\$3,697	
	2014	\$12,211	\$12,207	\$5,227	\$3,513	\$16,447	\$895	\$5,889	\$1,588	\$6,503	\$6,824	\$77	\$3,679	\$11,026	\$15	\$6,369	



Pages

Columns: Measure Names

Rows: YEAR(Order Date), Segment

Filters: Measure Names

Marks: Automatic

Color, Size, Text

Detail, Tooltip

Measure Values: Measure Values

SUM(Profit)

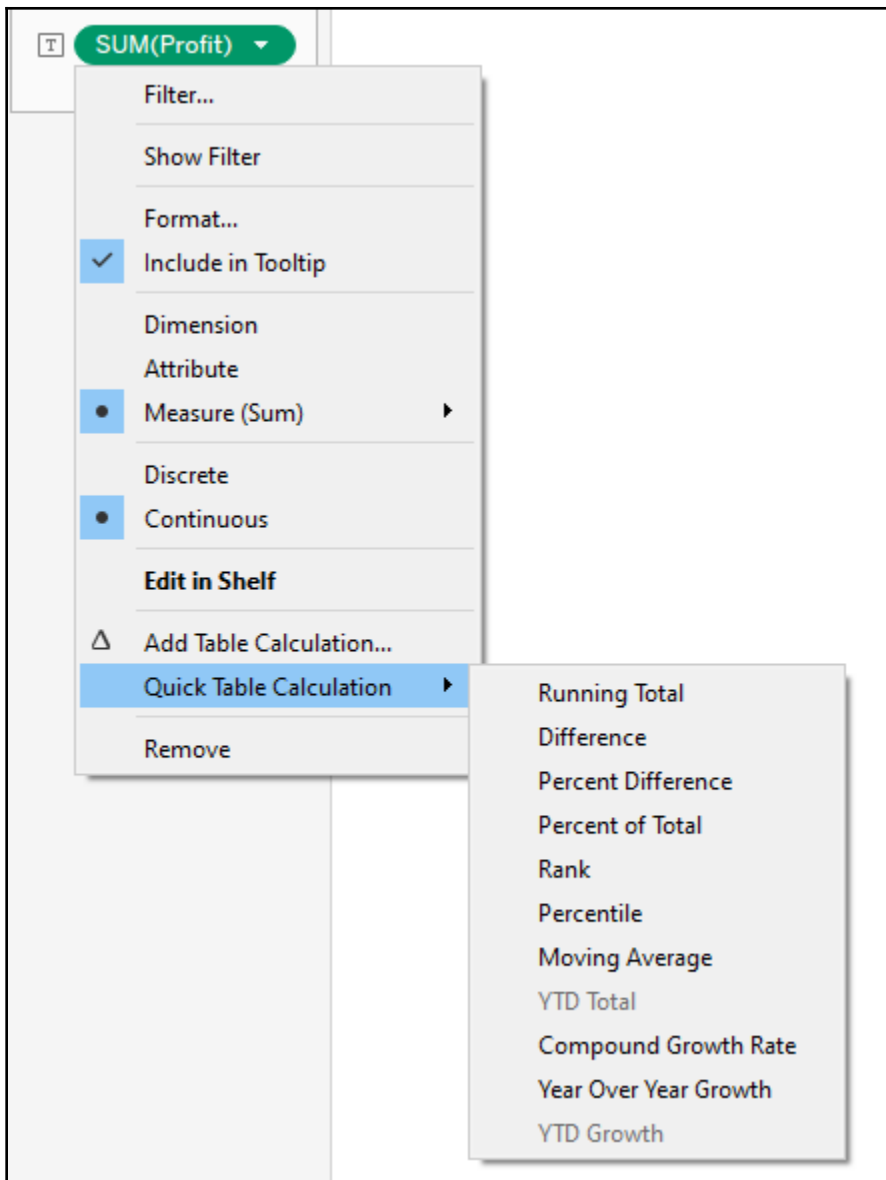
Avg Sum of Profits Δ

Avg Sum of Profits Δ

Avg Sum of Profits Δ

Avg Sum of Profits (2)

Year of Order Date	Segment	Profit	Avg Sum of Profits along Table	Avg Sum of Profits along Pane	Avg Sum of Profits along Cell
2011	Consumer	\$117,337	\$122,288	\$82,980	\$117,337
	Corporate	\$84,747	\$122,288	\$82,980	\$84,747
	Home Office	\$46,856	\$122,288	\$82,980	\$46,856
2012	Consumer	\$165,799	\$122,288	\$102,472	\$165,799
	Corporate	\$90,557	\$122,288	\$102,472	\$90,557
	Home Office	\$51,059	\$122,288	\$102,472	\$51,059
2013	Consumer	\$208,428	\$122,288	\$135,645	\$208,428
	Corporate	\$125,708	\$122,288	\$135,645	\$125,708
	Home Office	\$72,800	\$122,288	\$135,645	\$72,800
2014	Consumer	\$257,675	\$122,288	\$168,055	\$257,675
	Corporate	\$140,197	\$122,288	\$168,055	\$140,197
	Home Office	\$106,294	\$122,288	\$168,055	\$106,294



Pages

Columns: QUARTER(Order ..)

Rows: Measure Names, YEAR(Order Date)

Filters: Measure Names

Marks: Automatic

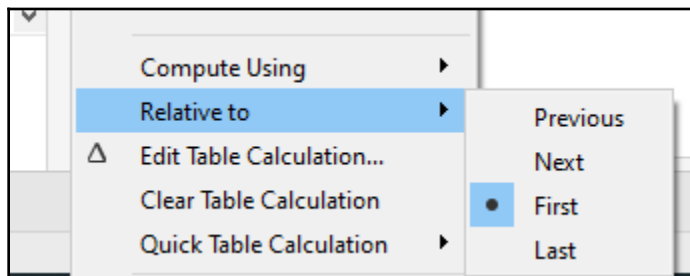
Color, Size, Text, Detail, Tooltip

Measure Values: Measure Values

Measure Values: SUM(Profit), SUM(Profit)

QOQ Growth

		Order Date			
	Year of Ord..	Q1	Q2	Q3	Q4
Profit	2011	\$36,043	\$48,501	\$65,076	\$99,321
	2012	\$43,395	\$81,651	\$86,935	\$95,434
	2013	\$74,007	\$93,436	\$98,793	\$140,699
	2014	\$85,110	\$101,514	\$149,558	\$167,983
% Difference in Profit from the Previous along Table (Across)	2011		34.56%	34.17%	52.62%
	2012		88.16%	6.47%	9.78%
	2013		26.25%	5.73%	42.42%
	2014		19.27%	47.33%	12.32%



Growth vs Q1 2011

		Order Date			
	Year of Ord..	Q1	Q2	Q3	Q4
Profit	2011	\$36,043	\$48,501	\$65,076	\$99,321
	2012	\$43,395	\$81,651	\$86,935	\$95,434
	2013	\$74,007	\$93,436	\$98,793	\$140,699
	2014	\$85,110	\$101,514	\$149,558	\$167,983
% Difference in Profit from the First along Table (Across then Down)	2011	0.00%	34.56%	80.55%	175.56%
	2012	20.40%	126.54%	141.20%	164.78%
	2013	105.33%	159.23%	174.10%	290.36%
	2014	136.13%	181.65%	314.94%	366.06%

Pages

Filters

Measure Names

Marks

Automatic

Color Size Text

Detail Tooltip

Measure Values

Measure Values

SUM(Profit)

SUM(Profit)

Columns: QUARTER(Order ..)

Rows: Measure Names, YEAR(Order Date)

Growth (Down then Across, Previous)

		Order Date			
	Year of Ord..	Q1	Q2	Q3	Q4
Profit	2011	\$36,043	\$48,501	\$65,076	\$99,321
	2012	\$43,395	\$81,651	\$86,935	\$95,434
	2013	\$74,007	\$93,436	\$98,793	\$140,699
	2014	\$85,110	\$101,514	\$149,558	\$167,983
% Difference in Profit from the Next along Table (Down then Across)	2011	-16.94%	-40.60%	-25.14%	4.07%
	2012	-41.36%	-12.61%	-12.00%	-32.17%
	2013	-13.05%	-7.96%	-33.94%	-16.24%
	2014	75.48%	55.99%	50.58%	

Pages

Columns Measure Names

Rows MONTH(Order Da..

Filters

Measure Names

Marks

Automatic

Color Size Text

Detail Tooltip

Measure Values

Measure Values

SUM(Sales)

SUM(Sales)

P12M and N12M Sales

Month of Order..	Sales	Moving Su..
January 2011	\$98,898	\$2,296,333
February 2011	\$91,152	\$2,404,590
March 2011	\$145,729	\$2,513,089
April 2011	\$116,916	\$2,702,955
May 2011	\$146,748	\$2,881,488
June 2011	\$215,207	\$3,069,204
July 2011	\$115,510	\$3,314,138
August 2011	\$207,581	\$3,525,210
September 2011	\$290,214	\$3,731,966
October 2011	\$199,071	\$4,076,049
November 2011	\$298,497	\$4,300,136
December 2011	\$333,926	\$4,602,964
January 2012	\$135,781	\$5,000,295
February 2012	\$100,510	\$5,103,906
March 2012	\$163,077	\$5,148,782
April 2012	\$161,052	\$5,182,898
May 2012	\$208,365	\$5,279,168
June 2012	\$256,176	\$5,481,129
July 2012	\$145,237	\$5,606,790

Table Calculation ✕

Moving Sum of Sales

Calculation Type

Moving Calculation

Sum, prev 12, next 12

Summarize values using

Sum

Previous values

Next values

Current value

Null if there are not enough values

Add secondary calculation

Show calculation assistance

Pages

Columns: Category

Rows: Customer Name, Measure Names

Filters: Measure Names

Marks: Automatic

Color, Size, Text

Detail, Tooltip

Measure Values: AVG(Profit), Lowest Average P..

Difference in Average Profit

Customer N..		Category		
		Furniture	Office Sup..	Technology
Aaron Bergman	Avg. Profit	\$79	\$17	\$88
	Lowest Average Profit alo..	(\$1,345)	(\$1,345)	(\$1,345)
Aaron Hawkins	Avg. Profit	(\$17)	\$16	\$193
	Lowest Average Profit alo..	(\$1,345)	(\$1,345)	(\$1,345)
Aaron Smayling	Avg. Profit	\$26	\$18	(\$48)
	Lowest Average Profit alo..	(\$1,345)	(\$1,345)	(\$1,345)
Adam Bellavance	Avg. Profit	\$143	\$59	\$46
	Lowest Average Profit alo..	(\$1,345)	(\$1,345)	(\$1,345)
Adam Hart	Avg. Profit	(\$27)	\$29	\$57
	Lowest Average Profit alo..	(\$1,345)	(\$1,345)	(\$1,345)
Adam Shillingsburg	Avg. Profit	\$35	\$5	\$61
	Lowest Average Profit alo..	(\$1,345)	(\$1,345)	(\$1,345)
Adrian Barton	Avg. Profit	(\$40)	\$107	\$88
	Lowest Average Profit alo..	(\$1,345)	(\$1,345)	(\$1,345)
Adrian Hane	Avg. Profit	(\$8)	\$34	\$96

Chapter 7: Level of Detail Expressions

The screenshot displays a Tableau dashboard with the following configuration:

- Filters:** State: Wales, Customer Name, Measure Names
- Measure Values:** SUM(Sales), SUM(Sales)
- Marks:** Automatic, Color, Size, Text, Detail, Tooltip, Measure Values
- Columns:** Measure Names
- Rows:** Customer Name, State

The main view shows a table titled "Wales Sales Rank" with the following data:

Customer Name	State	Sales	Rank of Sales alone
Christina Anderson	Wales	\$613	1

Filters

- State: Wales
- Customer Name
- Measure Names

Measure Values

- SUM(Sales)
- SUM(Sales)

Marks

Automatic

- Color
- Size
- Text
- Detail
- Tooltip
- Measure Values

Columns: Measure Names

Rows: Customer Name, State

Wales Sales Rank

Customer Name	State	Sales	Rank of Sales along...
Christina Anderson	Wales	\$613	1

Filters

Country: United Kingdom

State: Wales

Customer Name

Measure Names

Measure Values

SUM(Sales)

SUM(Sales)

Marks

Automatic

Color Size Text

Detail Tooltip

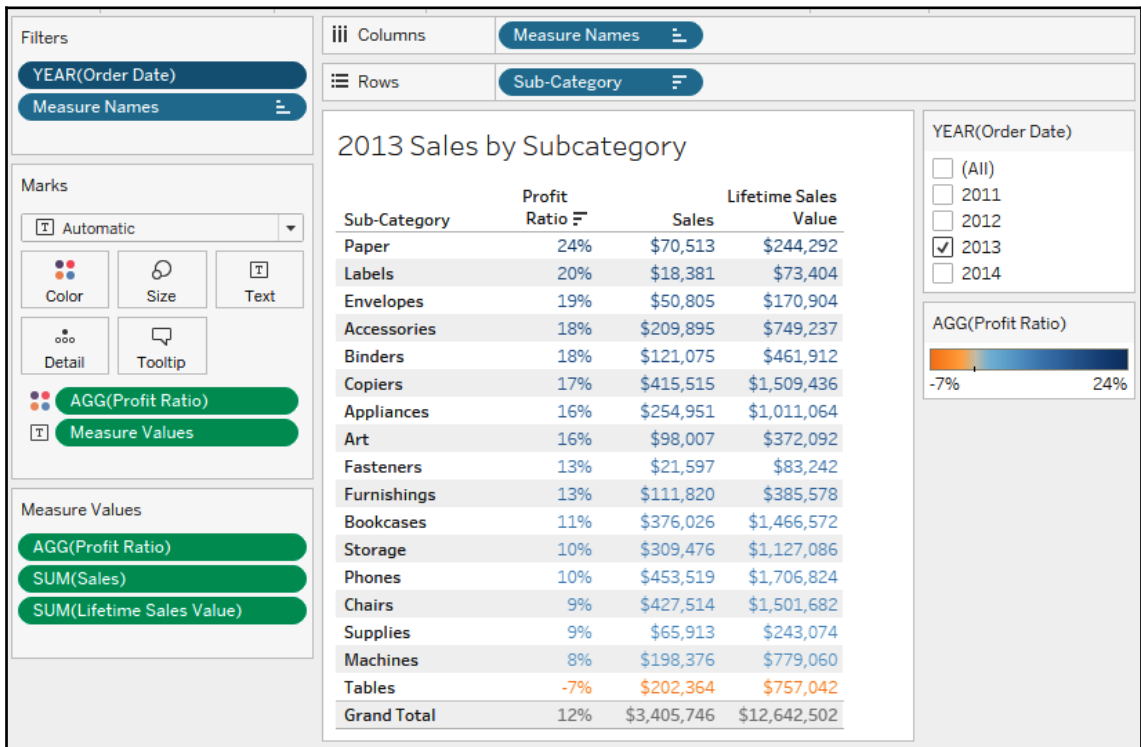
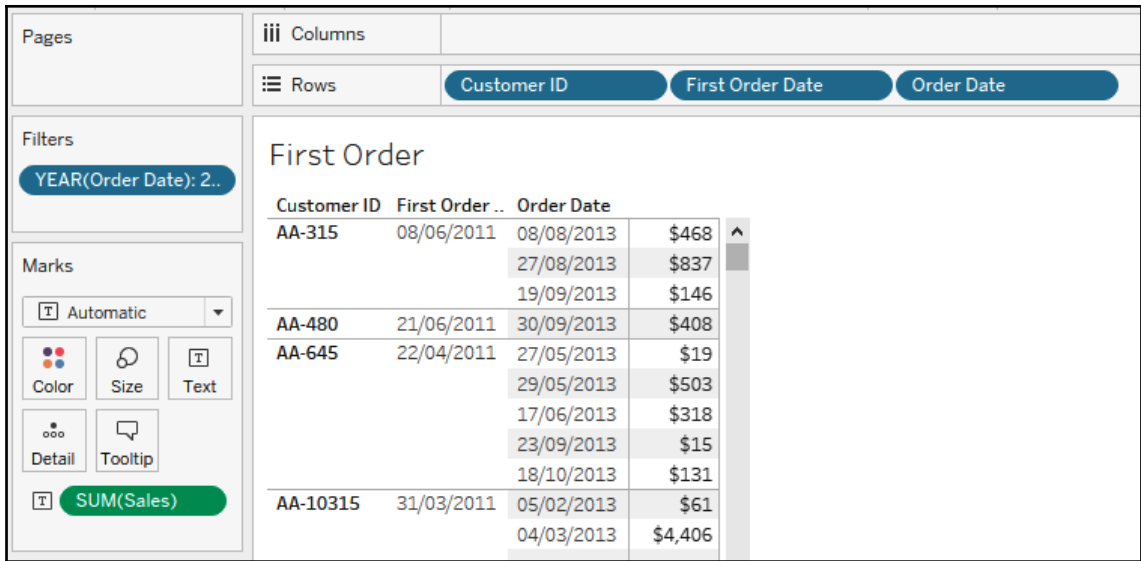
Measure Values

Columns Measure Names

Rows Customer Name State

Wales Sales Rank (2)

Customer Name	State	Sales	Rank of Sales along...
Erica Bern	Wales	\$3,317	1
Bruce Geld	Wales	\$1,495	2
Arthur Wiediger	Wales	\$1,331	3
Luke Foster	Wales	\$1,275	4
Roy Phan	Wales	\$658	5
Eugene Hildebrand	Wales	\$641	6
Christina Anderson	Wales	\$613	7
Maureen Fritzler	Wales	\$412	8
Roy Collins	Wales	\$249	9
Beth Thompson	Wales	\$221	10



Filters

Market: LATAM

Measure Names

Marks

Automatic

Color Size Text

Detail Tooltip

Measure Values

SUM(Quantity)

Region Qty Contri.. Δ

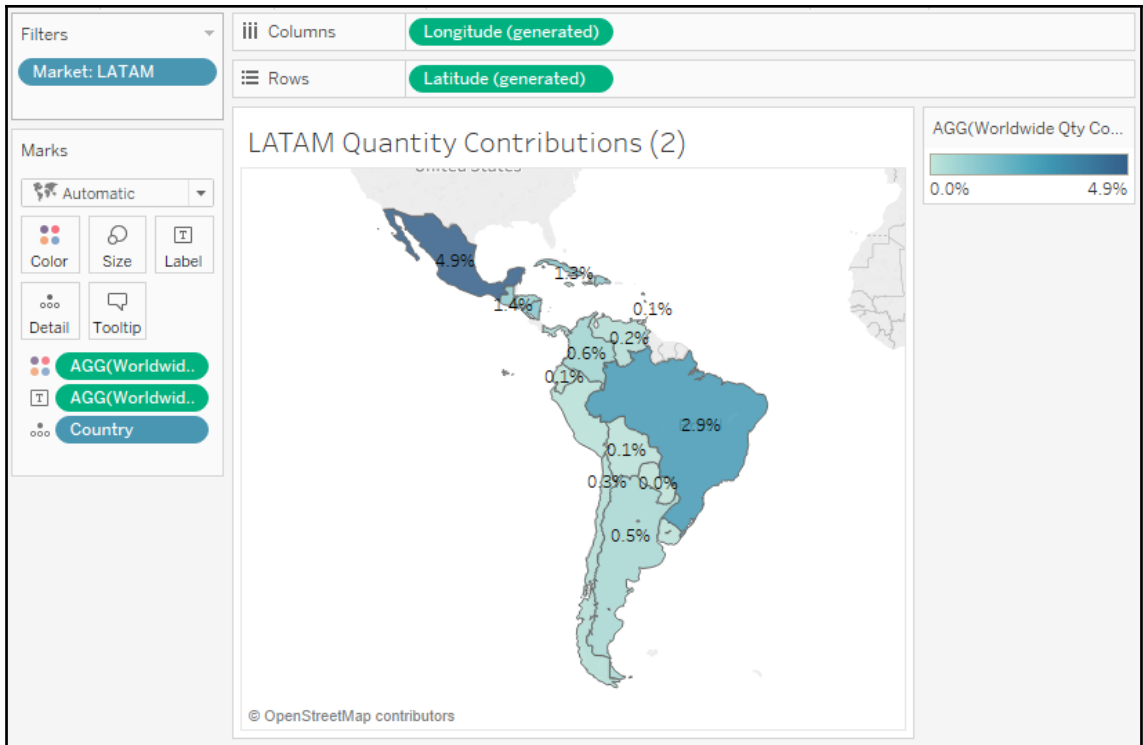
AGG(Worldwide Qty ..

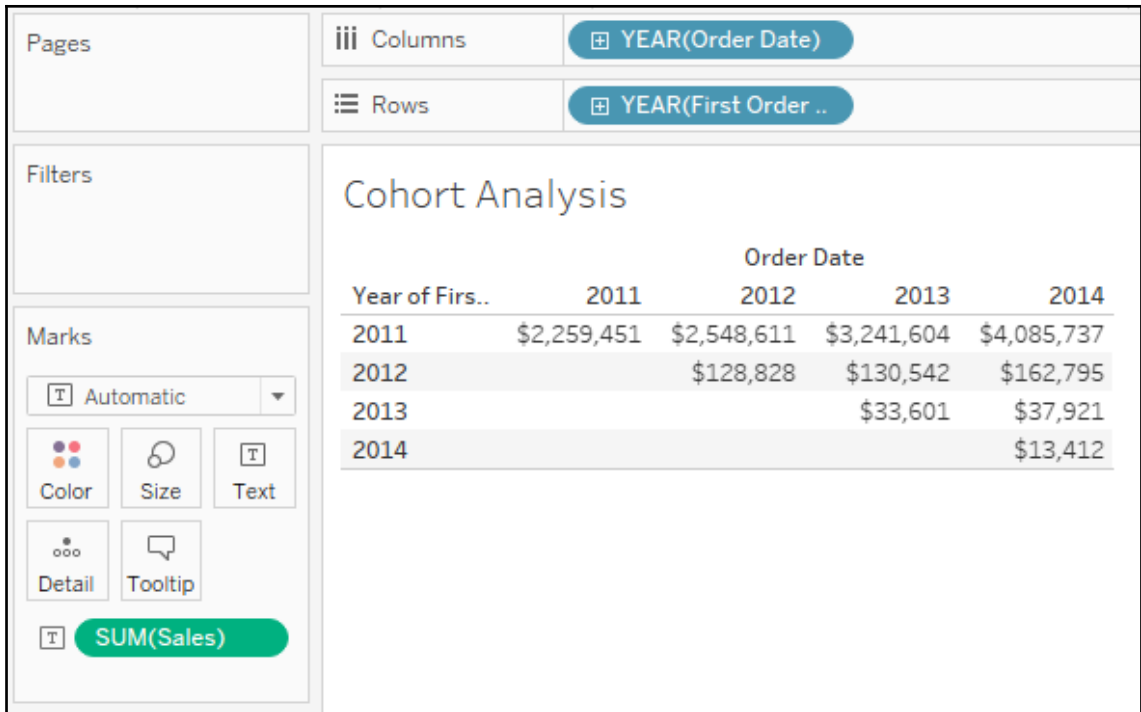
Columns Measure Names

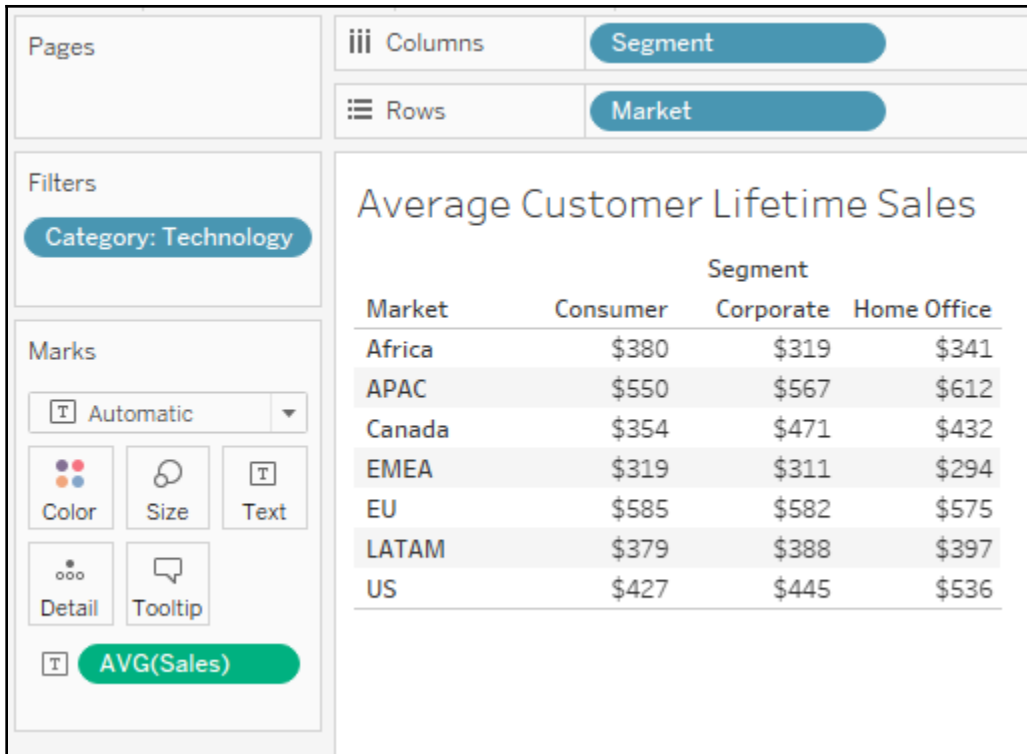
Rows Country

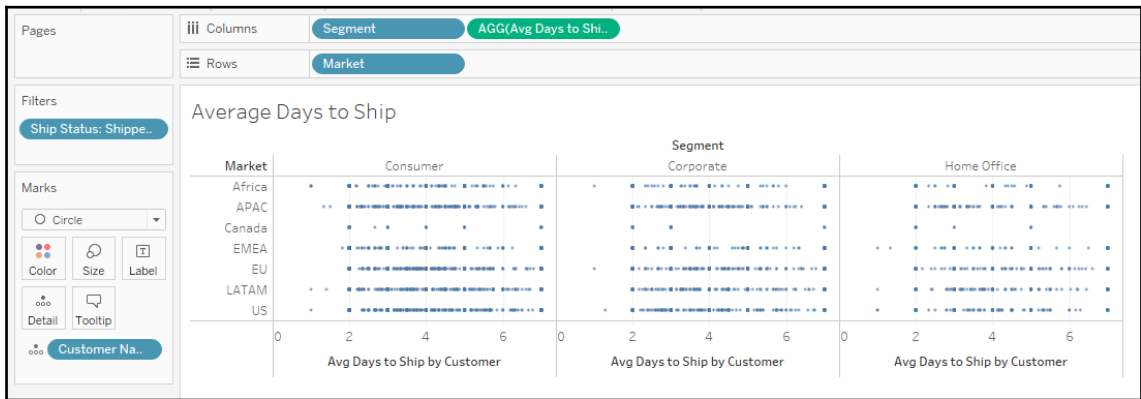
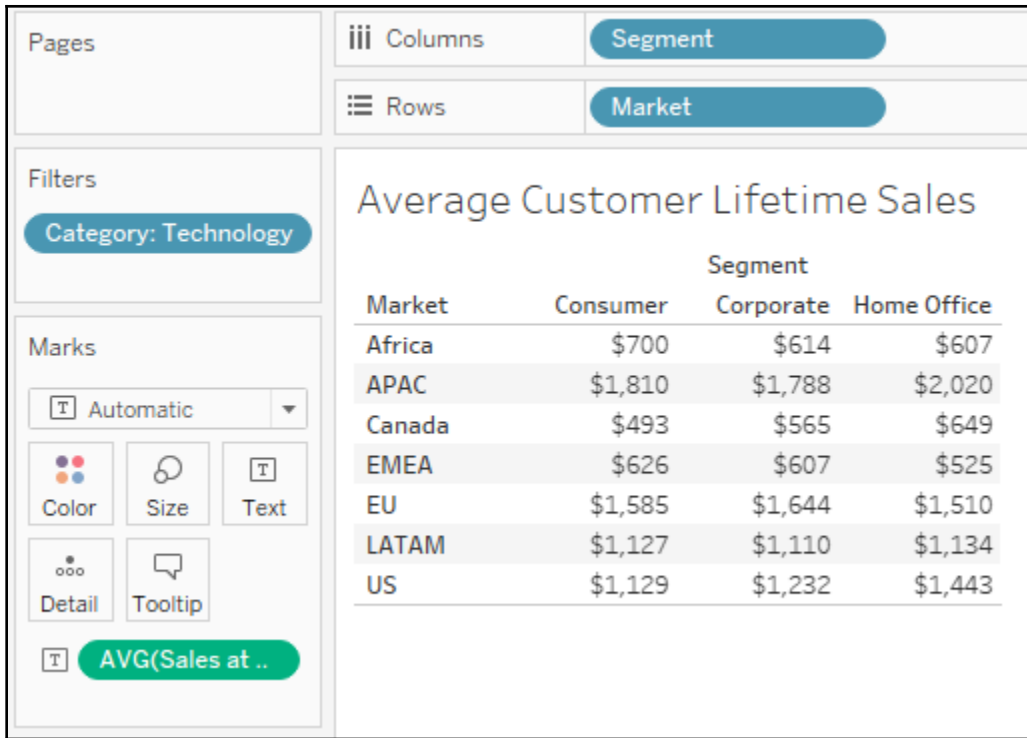
LATAM Quantity Contributions

Country	Quantity	Region Qty Contribution along Table (..	Worldwide Qty Contribution
Ecuador	198	0.5%	0.1%
El Salvador	2,734	7.1%	1.4%
Guadeloupe	24	0.1%	0.0%
Guatemala	1,920	5.0%	1.0%
Haiti	392	1.0%	0.1%
Honduras	2,556	6.6%	0.7%
Jamaica	112	0.3%	0.1%
Martinique	122	0.3%	0.0%
Mexico	10,011	26.0%	4.9%
Nicaragua	2,235	5.8%	1.2%
Panama	1,426	3.7%	0.4%
Paraguay	51	0.1%	0.0%
Peru	567	1.5%	0.1%
Trinidad and Tobago	120	0.3%	0.1%
Uruguay	101	0.3%	0.1%
Venezuela	774	2.0%	0.2%
Grand Total	38,526	100.0%	17.1%









Pages

Filters

Ship Status: Shippe..

Measure Names: Av..

Marks

Automatic

Color Size Label

Detail Tooltip

Measure Values

Measure Values

AGG(Avg Days to Sh..)

Columns

Segment

Measure Names

Rows

Market

Median of Average Days to Ship by Customer

Market	Segment		
	Consumer	Corporate	Home Office
	Avg Days to Ship by Customer	Avg Days to Ship by Customer	Avg Days to Ship by Customer
Africa	4.0	3.7	4.2
APAC	4.0	4.0	4.0
Canada	3.0	3.0	2.5
EMEA	4.0	4.0	4.0
EU	4.0	4.0	4.0
LATAM	4.0	4.0	4.0
US	4.0	4.0	4.0

Pages

Filters

Region: South

Market: EU

SUM(Profit)

Marks

Automatic

Color Size Text

Detail Tooltip

SUM(Profit)

Columns: Country

Rows: Category Sub-Category

South Profit Contributions

Category	Sub-Category	Country			Grand T..
		Italy	Portugal	Spain	
Furniture	Bookcases	\$11,597	(\$386)	\$9,618	\$20,829
	Chairs	(\$6,361)	(\$119)	(\$701)	(\$7,181)
	Furnishings	\$2,764	(\$311)	\$2,975	\$5,428
	Tables	(\$5,812)		(\$3,162)	(\$8,974)
Office Supplies	Appliances	\$12,721	(\$3,539)	\$11,186	\$20,369
	Art	\$4,600	(\$358)	\$3,072	\$7,314
	Binders	\$2,894	(\$224)	\$1,796	\$4,466
	Envelopes	\$1,396	(\$39)	\$849	\$2,205
	Fasteners	\$578	(\$21)	\$340	\$898
	Labels	\$487		\$316	\$802
	Paper	\$1,513	(\$61)	\$1,241	\$2,693
	Storage	(\$7,478)	(\$760)	\$4,859	(\$3,379)
	Supplies	\$1,290	(\$152)	\$1,070	\$2,208
Technology	Accessories	\$4,229	(\$136)	\$5,488	\$9,581
	Copiers	\$8,985	(\$585)	\$9,658	\$18,059
	Machines	(\$5,429)	(\$438)	\$1,665	(\$4,201)
	Phones	(\$8,144)	(\$1,575)	\$4,119	(\$5,600)
Grand Total		\$19,829	(\$8,703)	\$54,390	\$65,516

		Italy			Country Portugal			Spain		
Category	Sub-Category	Profit	Table Calc	EXCLUDE LOD	Profit	Table Calc	EXCLUDE LOD	Profit	Table Calc	EXCLUDE LOD
Furniture	Bookcases	\$11,597	55.68%	55.68%	(\$386)	-1.85%	-1.85%	\$9,618	46.18%	46.18%
	Chairs	(\$6,361)	88.58%	88.58%	(\$119)	1.65%	1.65%	(\$701)	9.77%	9.77%
	Furnishings	\$2,764	50.91%	50.91%	(\$311)	-5.73%	-5.73%	\$2,975	54.82%	54.82%
	Tables	(\$5,812)	64.76%	64.76%				(\$3,162)	35.24%	35.24%
Office Supplies	Appliances	\$12,721	62.46%	62.46%	(\$3,539)	-17.38%	-17.38%	\$11,186	54.92%	54.92%
	Art	\$4,600	62.89%	62.89%	(\$358)	-4.90%	-4.90%	\$3,072	42.00%	42.00%
	Binders	\$2,894	64.80%	64.80%	(\$224)	-5.01%	-5.01%	\$1,796	40.21%	40.21%
	Envelopes	\$1,396	63.29%	63.29%	(\$39)	-1.78%	-1.78%	\$849	38.49%	38.49%
	Fasteners	\$578	64.41%	64.41%	(\$21)	-2.33%	-2.33%	\$340	37.92%	37.92%
	Labels	\$487	60.63%	60.63%				\$316	39.37%	39.37%
	Paper	\$1,513	56.18%	56.18%	(\$61)	-2.25%	-2.25%	\$1,241	46.07%	46.07%
	Storage	(\$7,478)	221.31%	221.31%	(\$760)	22.49%	22.49%	\$4,859	-143.80%	-143.80%
Supplies	\$1,290	58.43%	58.43%	(\$152)	-6.88%	-6.88%	\$1,070	48.45%	48.45%	
Technology	Accessories	\$4,229	44.14%	44.14%	(\$136)	-1.42%	-1.42%	\$5,488	57.28%	57.28%
	Copiers	\$8,985	49.76%	49.76%	(\$585)	-3.24%	-3.24%	\$9,658	53.48%	53.48%
	Machines	(\$5,429)	129.22%	129.22%	(\$438)	10.42%	10.42%	\$1,665	-39.64%	-39.64%
	Phones	(\$8,144)	145.44%	145.44%	(\$1,575)	28.12%	28.12%	\$4,119	-73.56%	-73.56%
Grand Total		\$19,829	30.27%		(\$8,703)	-13.28%		\$54,390	83.02%	

		Country			Measure Names		
		Italy			Spain		
Category	Sub-Category	Profit	Table Calc	EXCLUDE LOD	Profit	Table Calc	EXCLUDE LOD
Furniture	Bookcases	\$11,597	54.66%	55.68%	\$9,618	45.34%	46.18%
	Furnishings	\$2,764	48.15%	50.91%	\$2,975	51.85%	54.82%
Office Supplies	Appliances	\$12,721	53.21%	62.46%	\$11,186	46.79%	54.92%
	Art	\$4,600	59.96%	62.89%	\$3,072	40.04%	42.00%
	Binders	\$2,894	61.70%	64.80%	\$1,796	38.30%	40.21%
	Envelopes	\$1,396	62.19%	63.29%	\$849	37.81%	38.49%
	Fasteners	\$578	62.94%	64.41%	\$340	37.06%	37.92%
	Labels	\$487	60.63%	60.63%	\$316	39.37%	39.37%
	Paper	\$1,513	54.94%	56.18%	\$1,241	45.06%	46.07%
	Storage				\$4,859	100.00%	-143.80%
Technology	Supplies	\$1,290	54.67%	58.43%	\$1,070	45.33%	48.45%
	Accessories	\$4,229	43.52%	44.14%	\$5,488	56.48%	57.28%
	Copiers	\$8,985	48.20%	49.76%	\$9,658	51.80%	53.48%
	Machines				\$1,665	100.00%	-39.64%
	Phones				\$4,119	100.00%	-73.56%
Grand Total		\$53,053	47.66%		\$58,254	52.34%	

Pages

Filters

Order Profitable?: Pr..

Marks

Automatic

Color Size Text

Detail Tooltip

AVG(Profit)

Columns: Category

Rows: Market

Difference in Average Profit

Market	Category			Grand Total
	Furniture	Office Supplies	Technology	
Africa	\$91	\$25	\$106	\$50
APAC	\$115	\$35	\$147	\$78
Canada	\$62	\$29	\$113	\$47
EMEA	\$95	\$26	\$92	\$49
EU	\$121	\$38	\$135	\$68
LATAM	\$77	\$25	\$97	\$51
US	\$51	\$36	\$120	\$55

Pages		Columns	Category			
Filters		Rows	Market			
Marks		Measure Names				
Order Profitable?: Pr... Measure Names		Difference in Average Profit				
Automatic Color Size Text Detail Tooltip Measure Values						
Measure Values AVG(Profit) ATTR({Exclude [Cat... AGG(Difference to A...						
Market		Furniture	Office Supp..	Technology	Grand Total	
Africa	Avg. Profit	\$91	\$25	\$106	\$50	
	EXCLUDE Category	\$50	\$50	\$50	\$50	
	Difference to Avg Profit	\$41	(\$25)	\$55	\$0	
APAC	Avg. Profit	\$115	\$35	\$147	\$78	
	EXCLUDE Category	\$78	\$78	\$78	\$78	
	Difference to Avg Profit	\$37	(\$43)	\$69	\$0	
Canada	Avg. Profit	\$62	\$29	\$113	\$47	
	EXCLUDE Category	\$47	\$47	\$47	\$47	
	Difference to Avg Profit	\$16	(\$18)	\$67	\$0	
EMEA	Avg. Profit	\$95	\$26	\$92	\$49	
	EXCLUDE Category	\$49	\$49	\$49	\$49	
	Difference to Avg Profit	\$46	(\$23)	\$43	\$0	
EU	Avg. Profit	\$121	\$38	\$135	\$68	
	EXCLUDE Category	\$68	\$68	\$68	\$68	
	Difference to Avg Profit	\$53	(\$30)	\$67	\$0	
LATAM	Avg. Profit	\$77	\$25	\$97	\$51	
	EXCLUDE Category	\$51	\$51	\$51	\$51	
	Difference to Avg Profit	\$27	(\$26)	\$46	\$0	
US	Avg. Profit	\$51	\$36	\$120	\$55	
	EXCLUDE Category	\$55	\$55	\$55	\$55	
	Difference to Avg Profit	(\$4)	(\$19)	\$65	\$0	

Pages

Columns: Category

Rows: Segment, Measure Names

Filters: Order Profitable?: Pr..., Measure Names

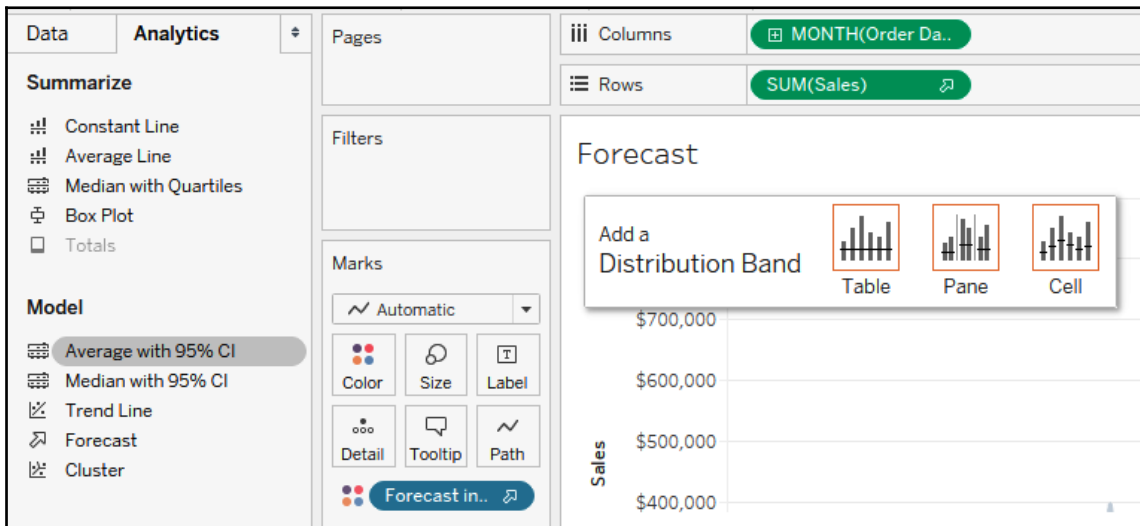
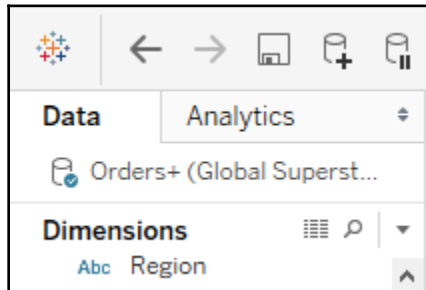
Marks: Automatic, Color, Size, Text, Detail, Tooltip, Measure Values

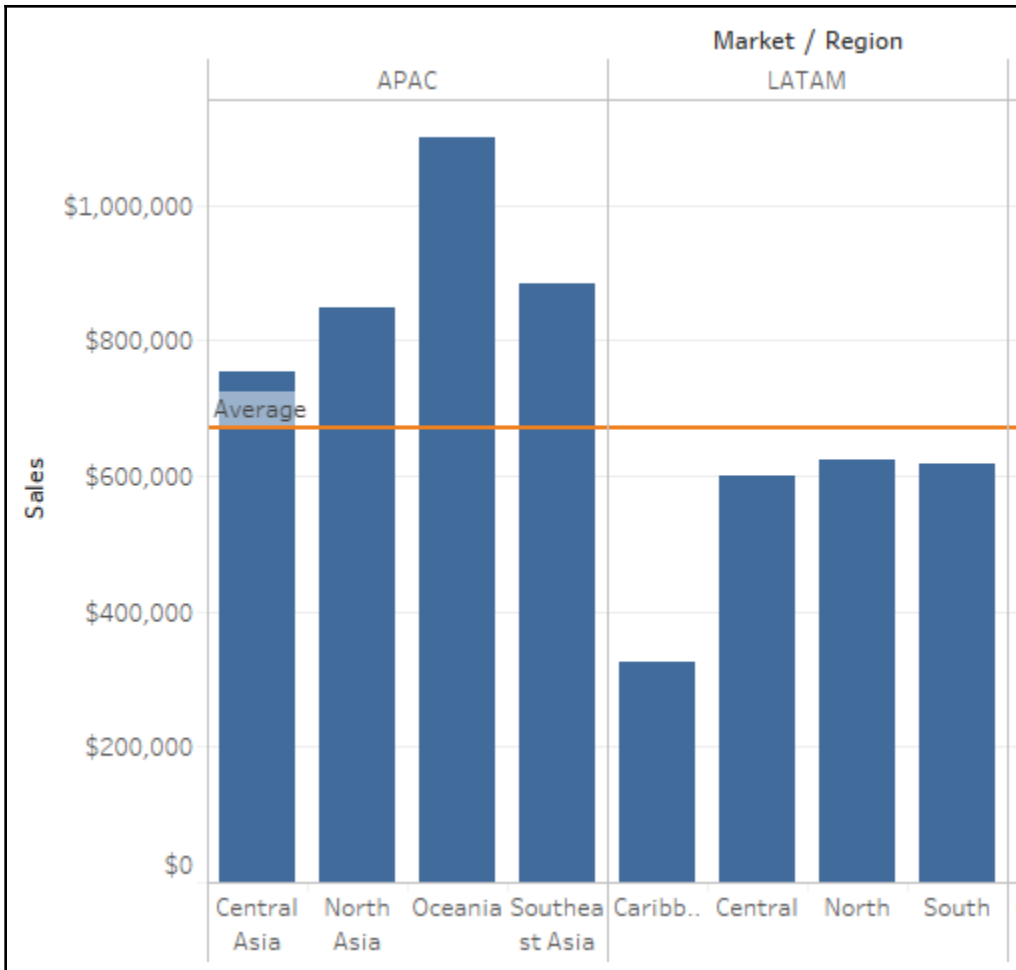
Measure Values: AVG(Profit), ATTR({Exclude [Cat..}, AGG(Difference to A..)

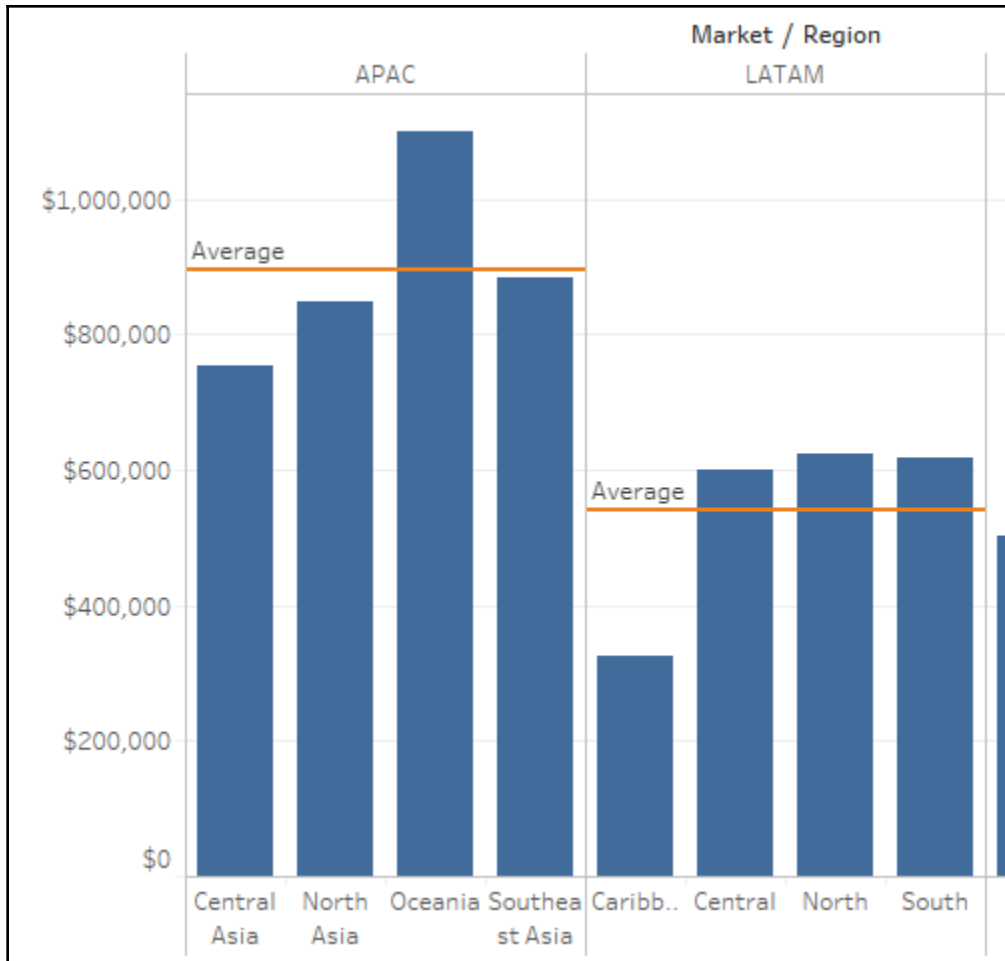
Difference in Average Profit

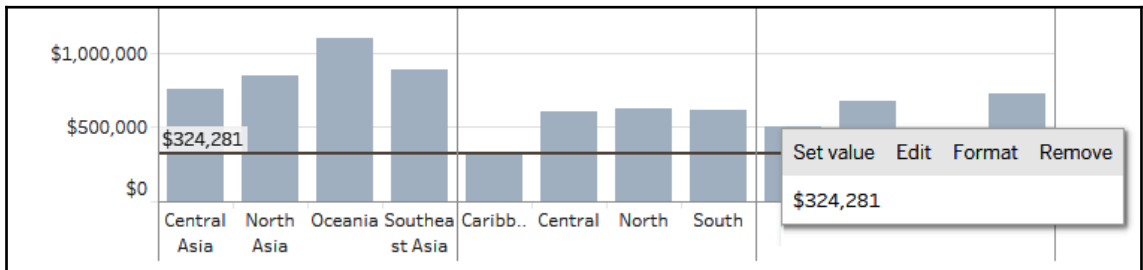
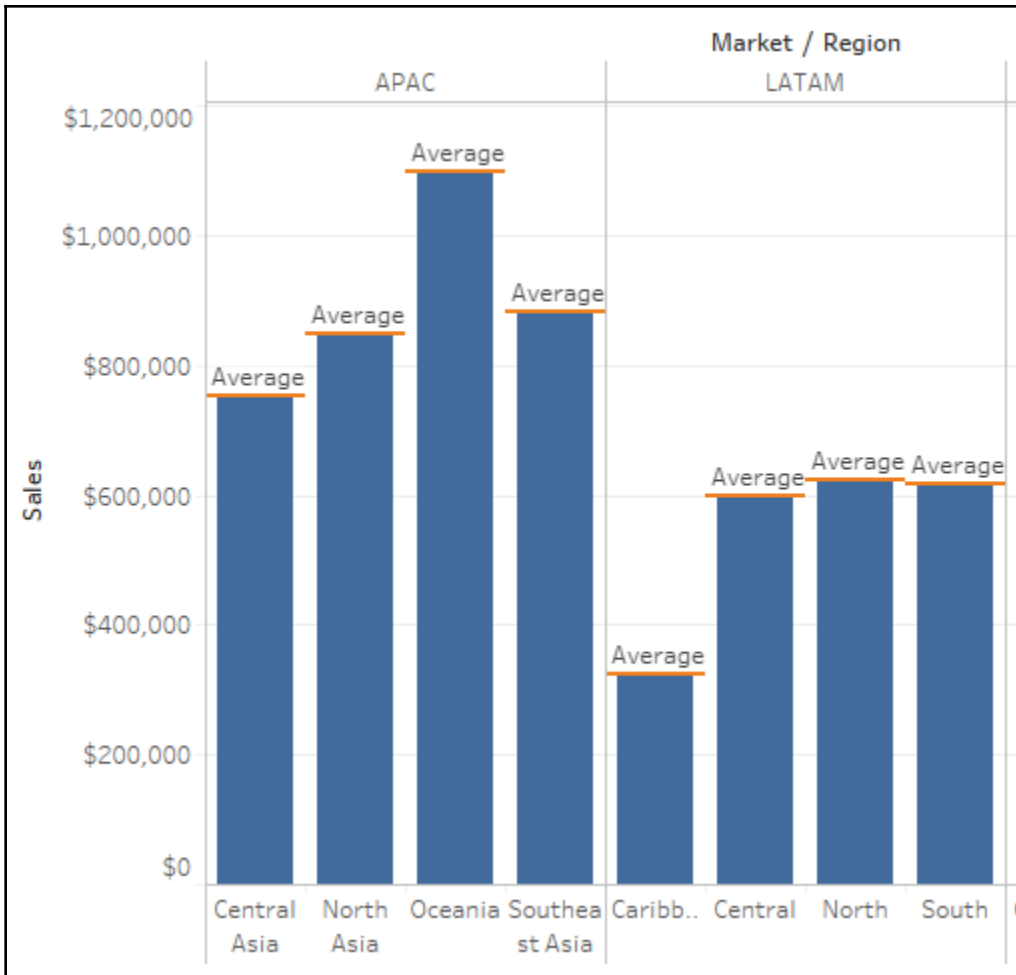
Segment		Category			Grand Total
		Furniture	Office Supplies	Technology	
Consumer	Avg. Profit	\$91	\$31	\$121	\$60
	EXCLUDE Category	\$60	\$60	\$60	\$60
	Difference to Avg Profit	\$31	(\$29)	\$60	\$0
Corporate	Avg. Profit	\$90	\$33	\$117	\$60
	EXCLUDE Category	\$60	\$60	\$60	\$60
	Difference to Avg Profit	\$29	(\$27)	\$57	\$0
Home Office	Avg. Profit	\$89	\$32	\$127	\$62
	EXCLUDE Category	\$62	\$62	\$62	\$62
	Difference to Avg Profit	\$28	(\$29)	\$66	\$0

Chapter 8: Leveraging Analytics Capabilities













Edit Reference Line, Band, or Box ✕


Line


Band


Distribution


Box Plot

Scope Entire Table Per Pane Per Cell

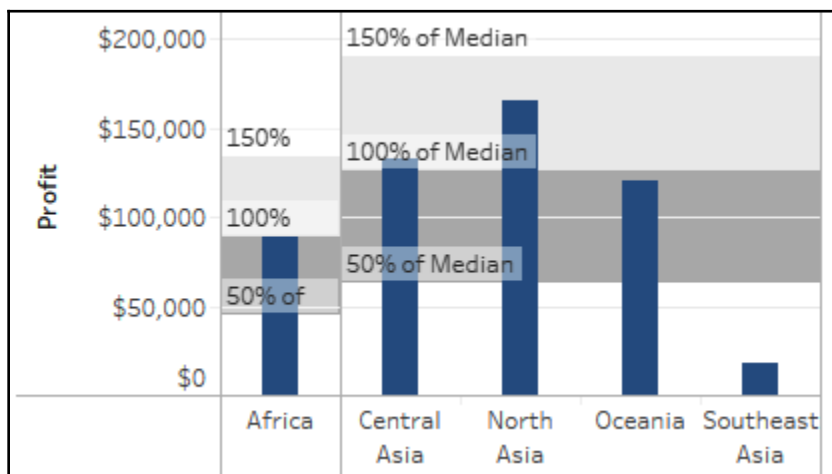
Line

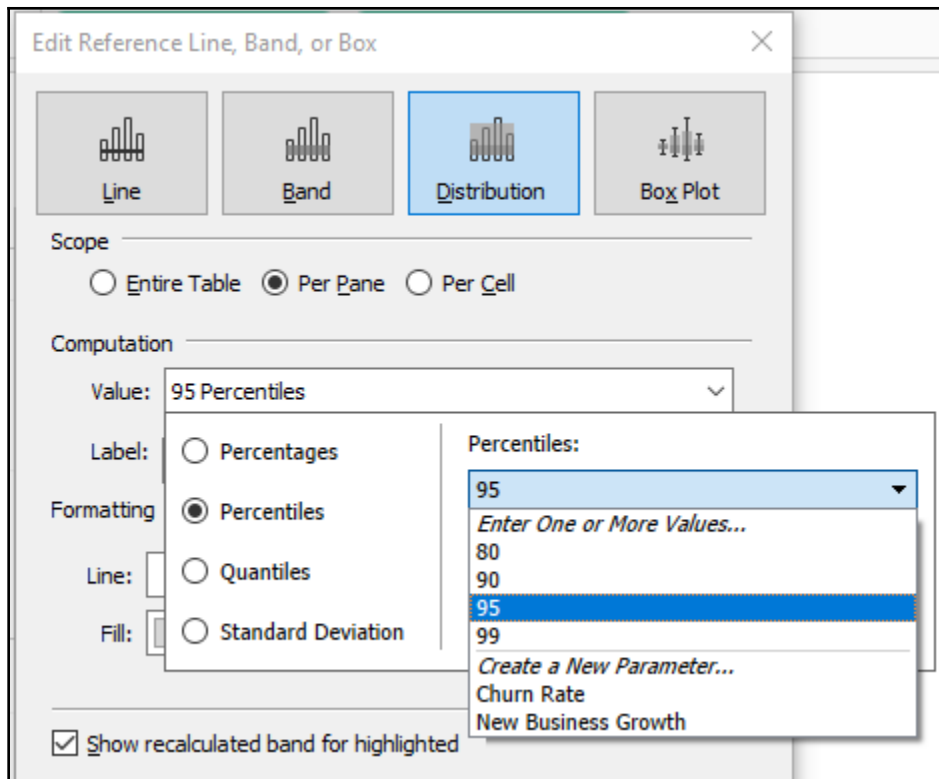
Value: Average

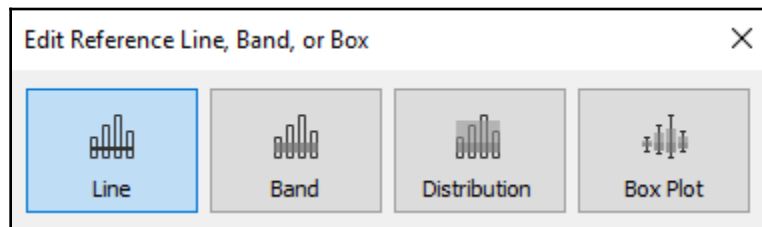
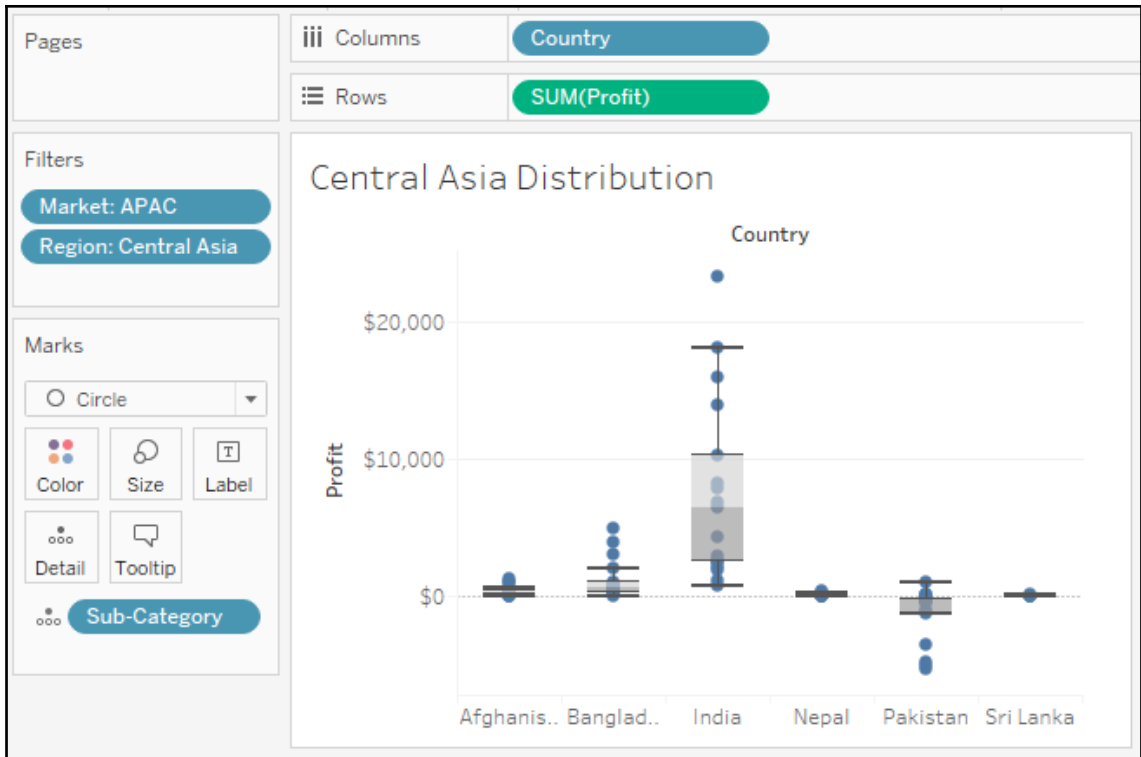
Label:

Formatting Average

Total
 Sum
 Constant
 Minimum
 Maximum
 Average
 Median







Central Asia Distribution

		Sri Lanka			
					\$4
	Tables	\$1,247	\$28	\$8,254	(\$5,339)
Office	Appliances	\$281	\$633	\$10,252	(\$4,897)

Add a
Trend Line



Linear



Logarithmic



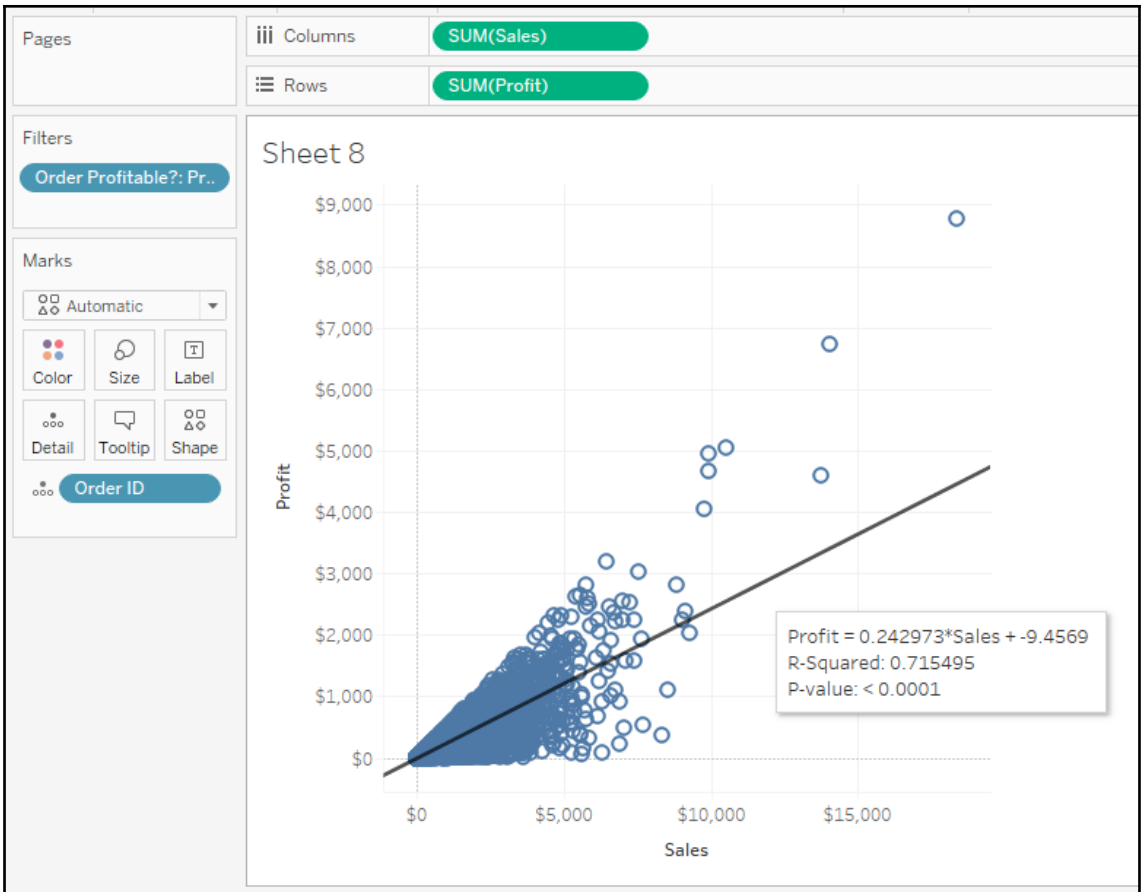
Exponential

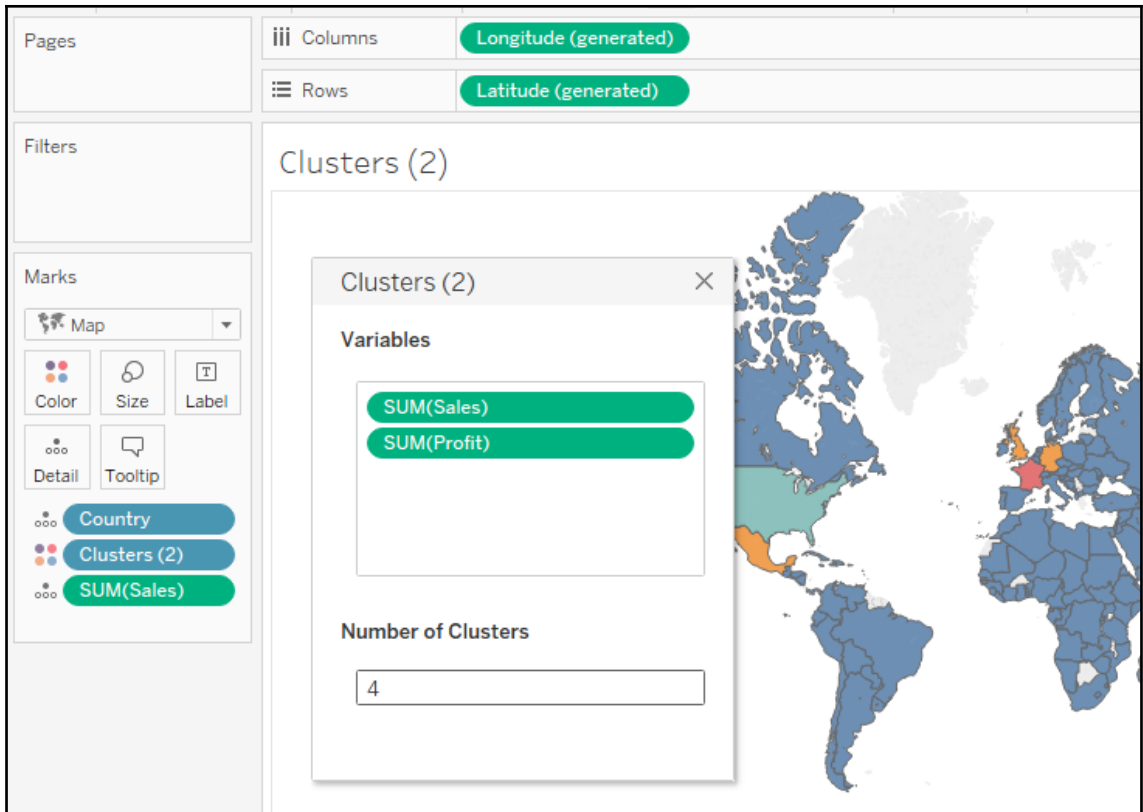


Polynomial

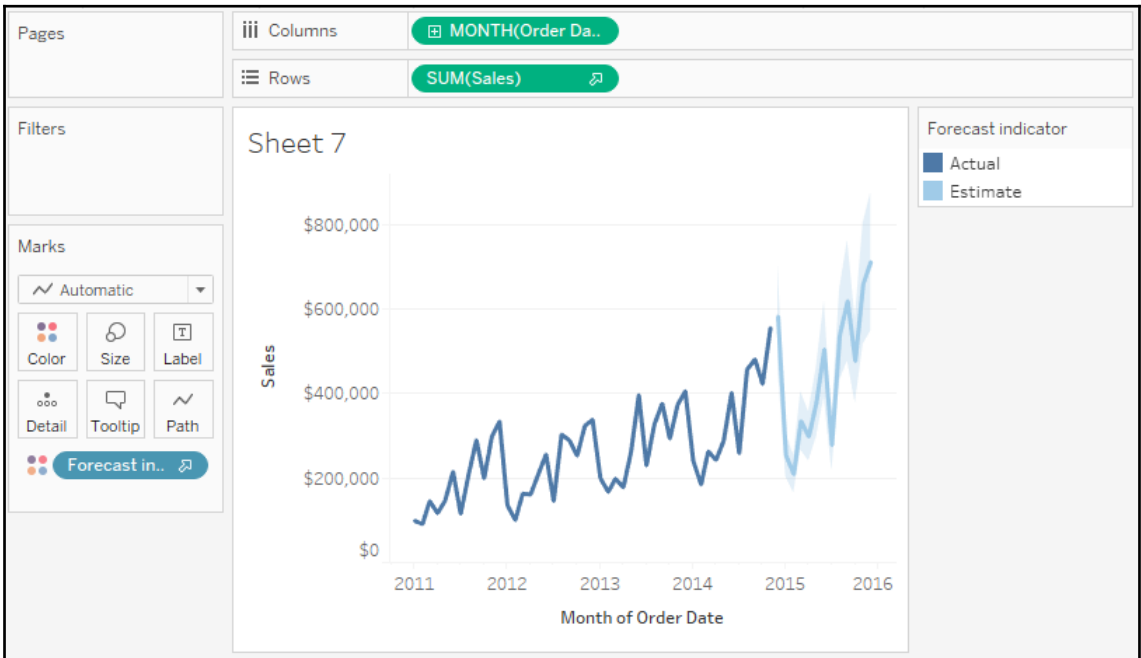


Power





Summary	
Count:	18754
SUM(Profit)	
Sum:	\$2,311,302
Average:	\$123
Minimum:	\$0
Maximum:	\$8,762
Median:	\$43
SUM(Sales)	
Sum:	\$10,242,5...
Average:	\$546
Minimum:	\$2
Maximum:	\$18,337
Median:	\$229



Pages

Columns

Rows

Measure Names

Filters

Market: LATAM

Measure Names

Marks

Automatic

Color

Size

Text

Detail

Tooltip

Measure Values

AVG(Include Profit)

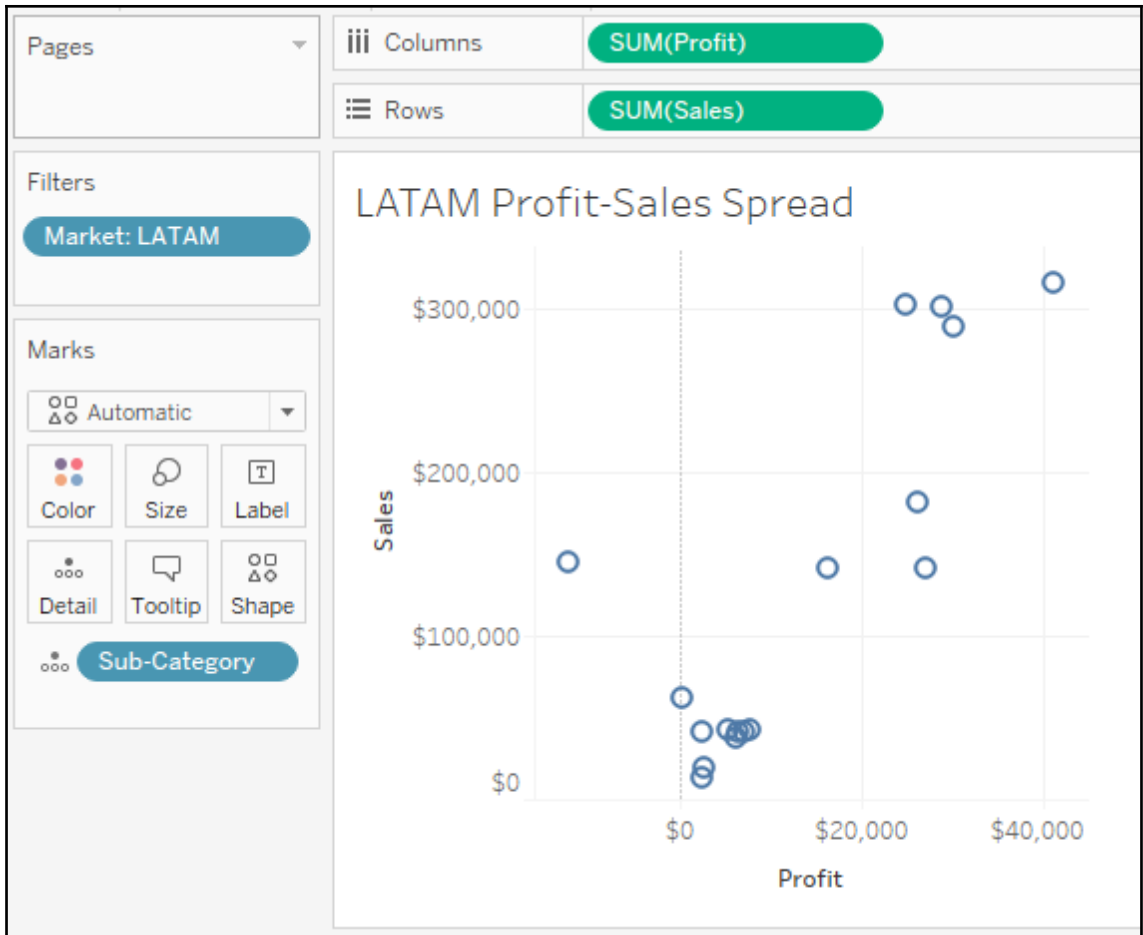
STDEV(Include Profi..)

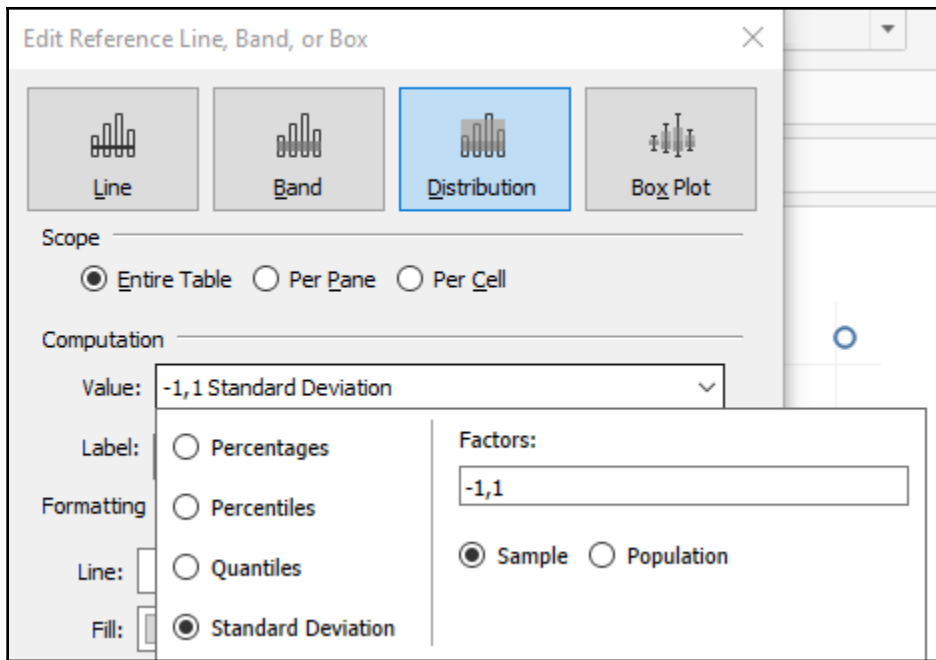
AVG(Include Sales)

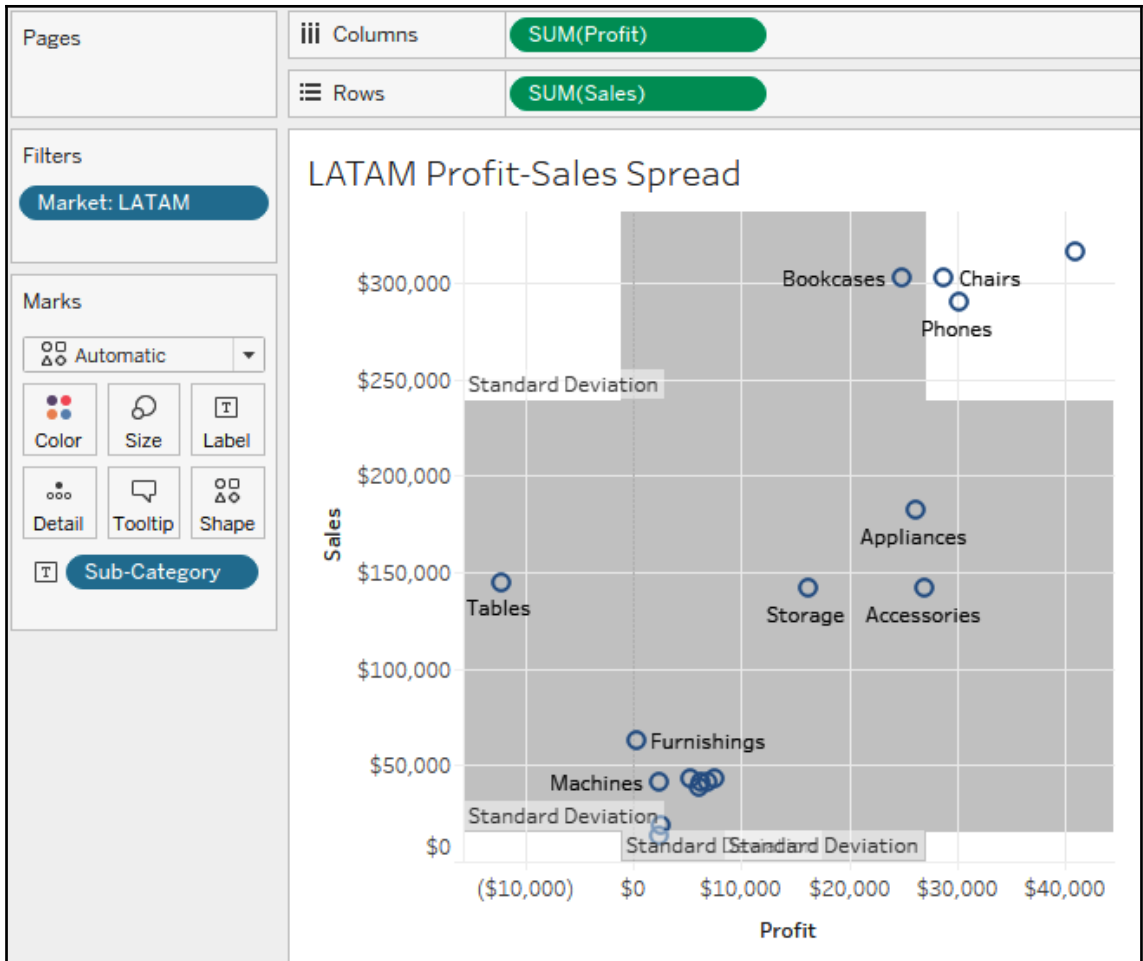
STDEV(Include Sales)

LATAM LOD Calculations

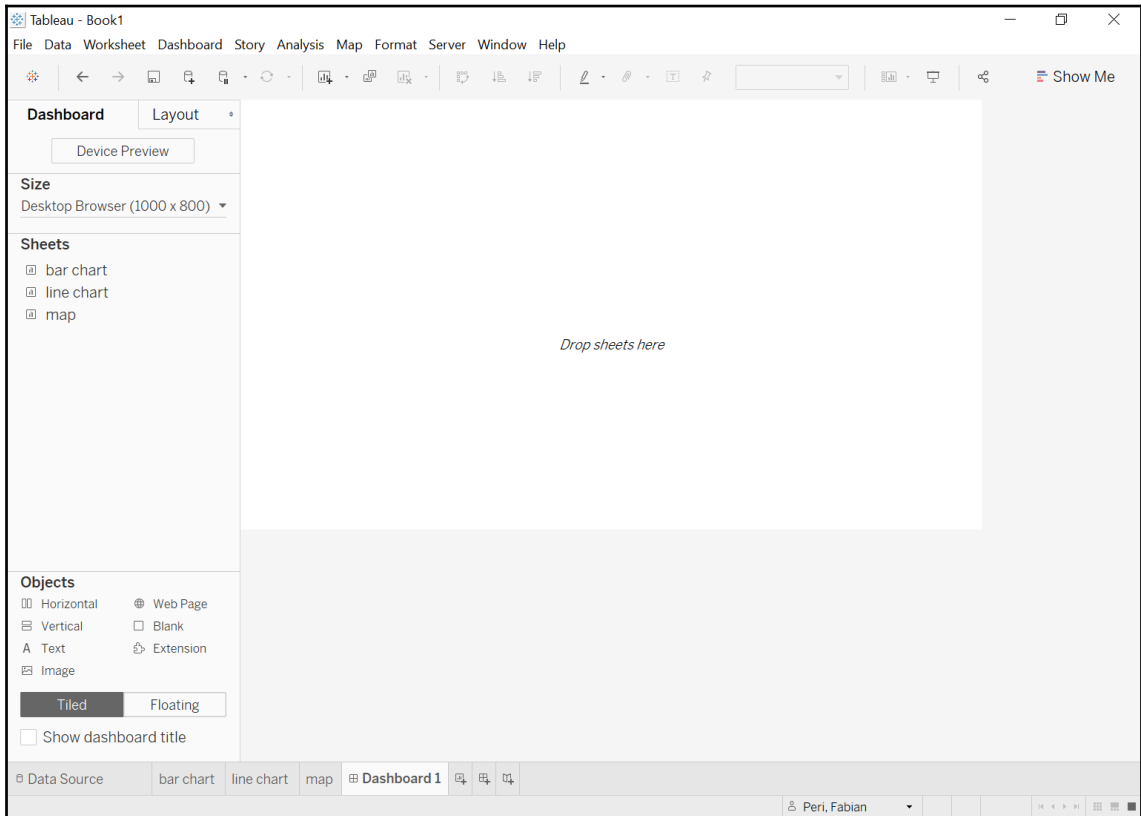
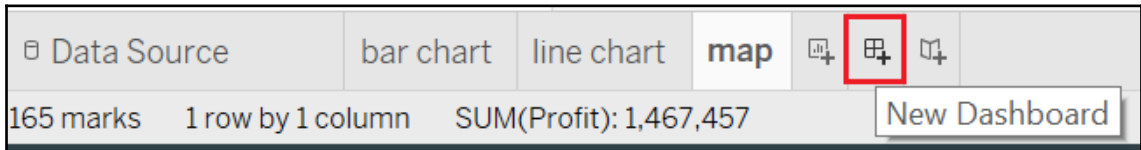
Avg. Include Profit	\$13,038
Std. dev. of Include Profit	\$14,161
Avg. Include Sales	\$127,330
Std. dev. of Include Sales	\$111,886

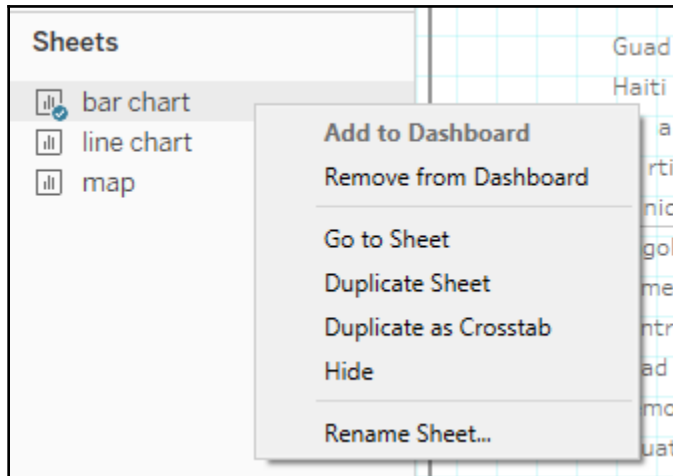
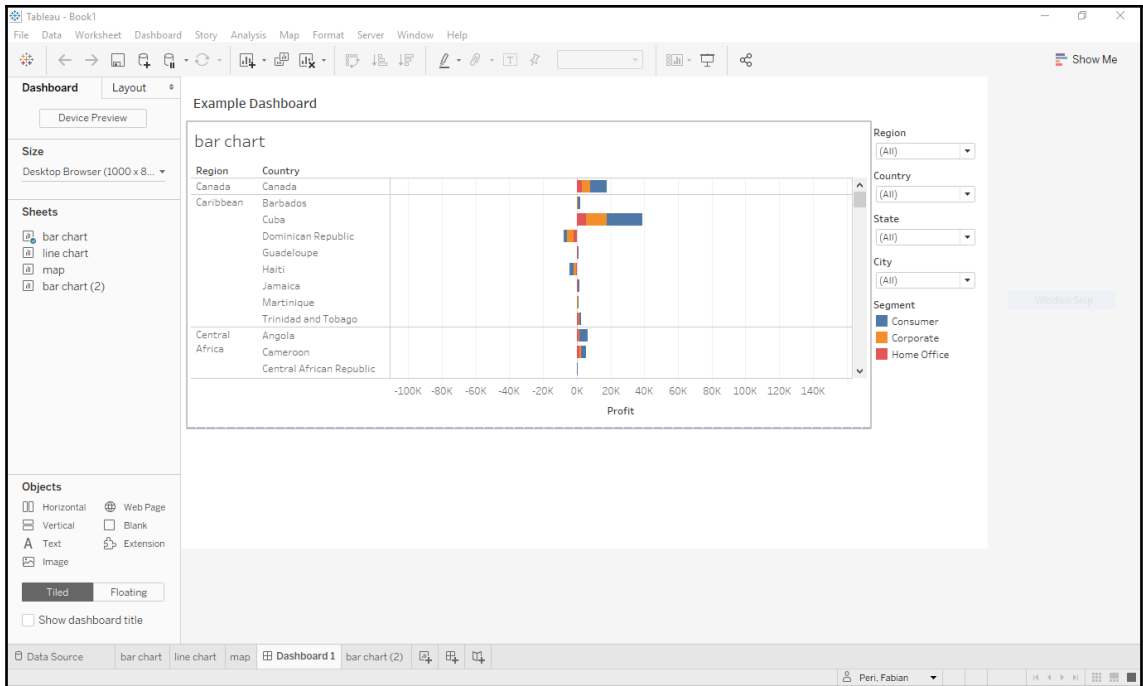






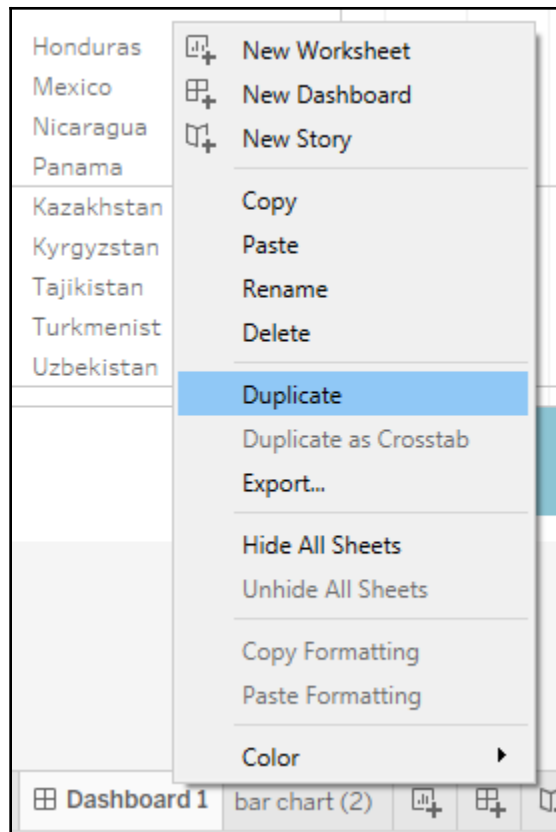
Chapter 9: Building Your Dashboards

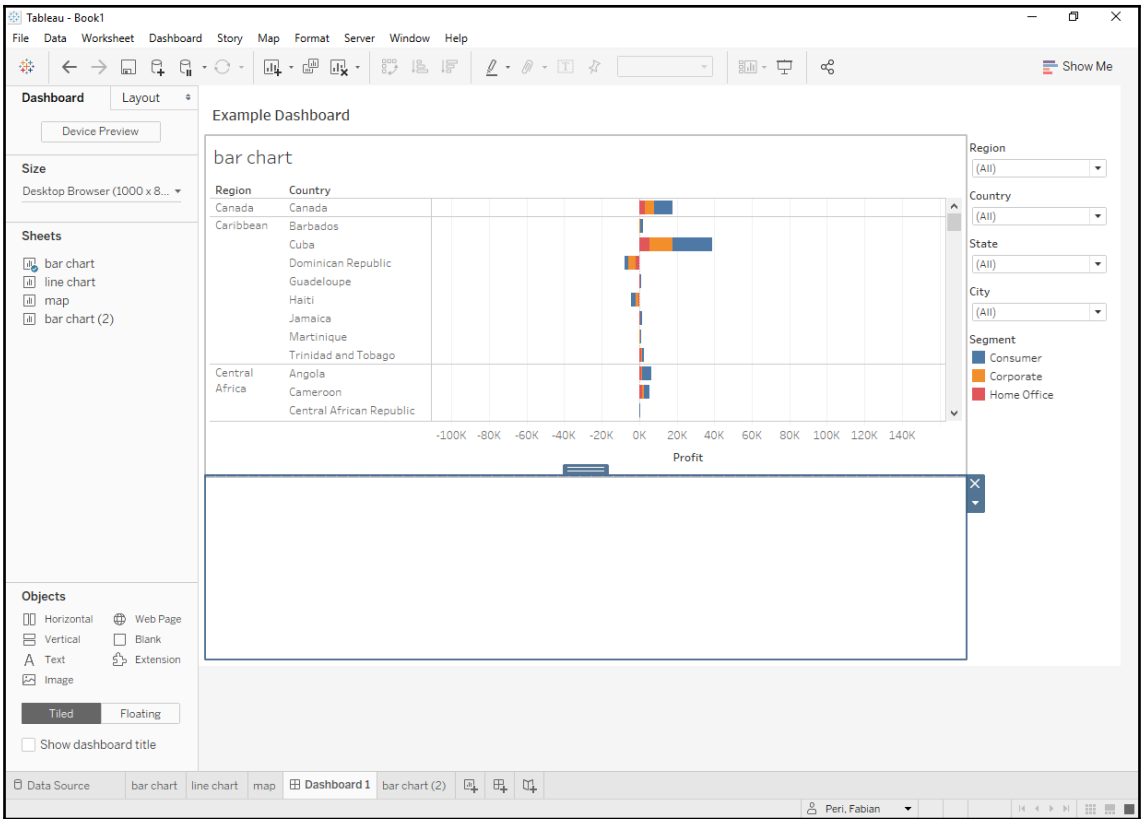


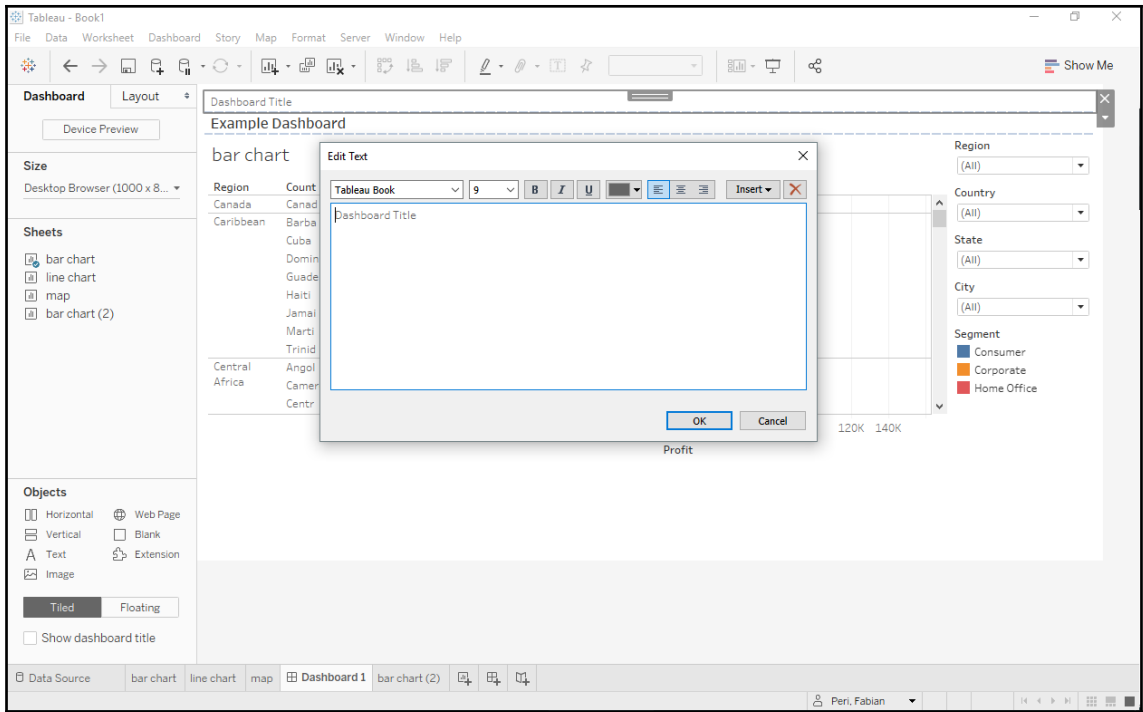


bar chart (2)

Region	Country	Segment		
		Consum..	Corpora..	Home O..
Canada	Canada	9,678	5,036	3,103
Caribbean	Barbados	1,519	654	27
	Cuba	20,959	12,373	5,558
	Dominican Republic	-1,853	-3,903	-1,857
	Guadeloupe	118		358
	Haiti	-2,541	-1,337	-309
	Jamaica	606	311	475
	Martinique	395	490	229
	Trinidad and Tobago	666	601	1,033
Central Africa	Angola	4,767	566	1,162
	Cameroon	3,260	1,084	1,320
	Central African Republic	304	164	
	Chad			90
	Democratic Republic of th..	14,879	3,848	3,134
	Equatorial Guinea	44		
	Gabon	416	64	
	Republic of the Congo	168	113	
Central America	Belize		30	
	Costa Rica	334		
	El Salvador	25,381	10,814	5,828
	Guatemala	14,969	6,072	6,903
	Honduras	-14,799	-9,123	-5,560
	Mexico	54,626	29,005	18,822
	Nicaragua	13,860	11,544	7,997
	Panama	-8,684	-5,333	-3,706
Central Asia	Kazakhstan	-4,568	-1,785	-746
	Kyrgyzstan	937	125	674
	Tajikistan	-263		
	Turkmenistan	-2,310	-365	-629
	Uzbekistan	1,247	177	224
Central US	United States	8,564	18,704	12,438
Eastern Africa	Burundi	103		
	Djibouti	66	131	608
	Eritrea		76	
	Ethiopia	176	53	60
	Kenya	2,336	891	765
	Madagascar	1,416	921	959










Tableau - Book1

File Data Worksheet Dashboard Story Map Format Server Window Help

Dashboard Layout

Device Preview

Size Desktop Browser (1000 x 800)

Sheets

- bar chart
- line chart
- map
- bar chart (2)

Objects

- Horizontal
- Vertical
- Text
- Image
- Web Page
- Blank
- Extension

Tiled Floating

Show dashboard title

Dashboard Title

Example Dashboard

bar chart

Region	Country	Profit
Caribbean	Canada	10K
	Barbados	10K
	Cuba	10K
	Dominican Republic	10K
	Guadeloupe	10K
	Trinidad and Tobago	10K
Central Africa	Angola	10K
	Cameroon	10K
	Central African Republic	10K

Region (All)

Country (All)

State (All)

City (All)

Segment

- Consumer
- Corporate
- Home Office

Profit

tableau

Changing the way you think about data

THE TABLEAU PLATFORM

SEE IT IN ACTION

Edit URL

<https://www.tableau.com>

OK Cancel

Data Source bar chart line chart map Dashboard 1 bar chart (2)

Peri, Fabian

Tableau - Book1

File Data Worksheet Dashboard Story Map Format Server Window Help

Dashboard Layout

Device Preview

Size Desktop Browser (1000 x 8...)

Sheets

- bar chart
- line chart
- map
- bar chart (2)

Objects

- Horizontal
- Vertical
- Text
- Image
- Web Page
- Blank
- Extension

Tiled Floating

Show dashboard title

Dashboard Title

Example Dashboard

bar chart

Region	Country	Profit
Caribbean	Canada	10K
	Barbados	15K
	Cuba	10K
	Dominican Republic	15K
	Guadeloupe	10K
	Haiti	15K
	Jamaica	10K
Central Africa	Angola	10K
	Cameroon	10K
	Central African Republic	10K

Region (All)

Country (All)

State (All)

City (All)

Segment

- Consumer
- Corporate

Choose an Extension

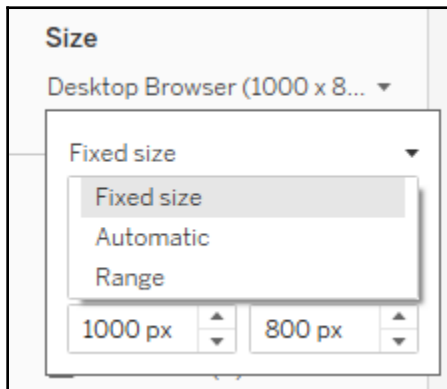
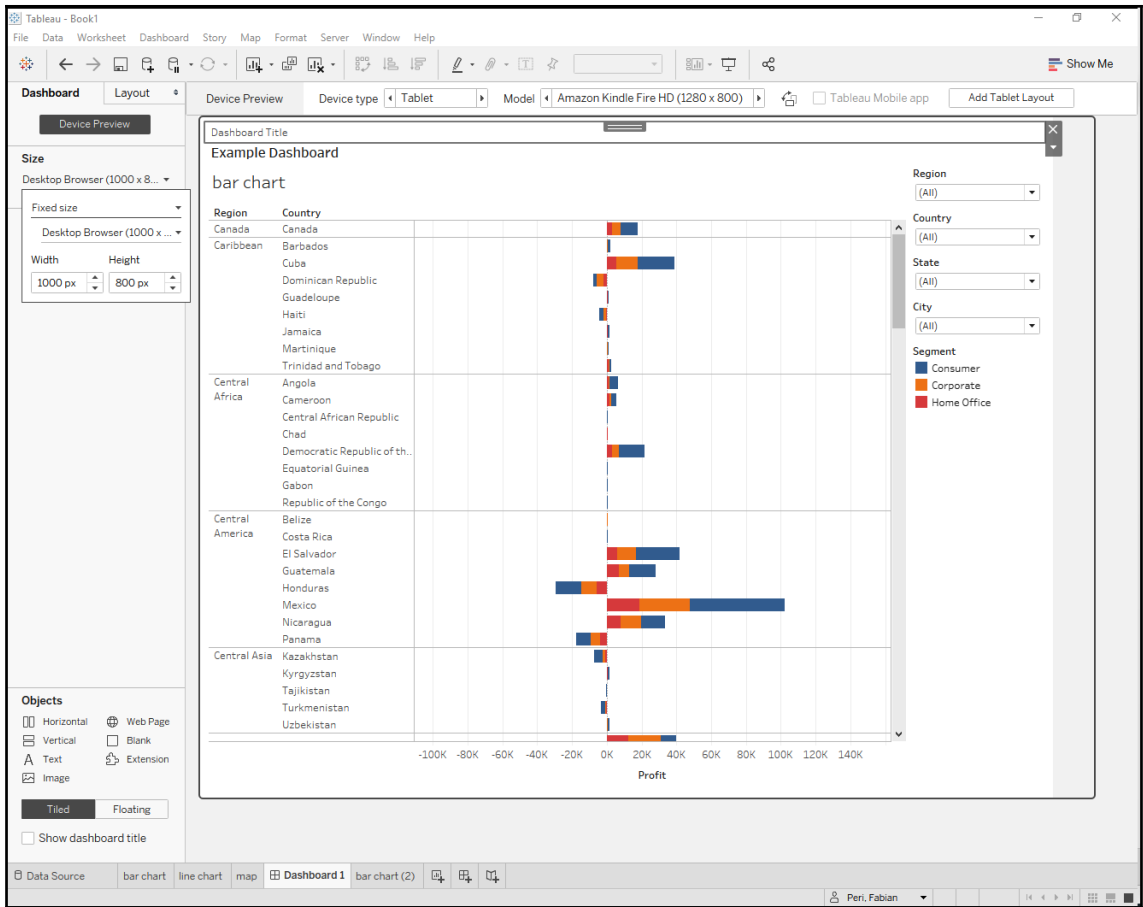
Extensions are web applications that can interact with worksheets and data in Tableau. You can add custom extensions to your dashboard to add new capabilities to Tableau. [Learn more](#)

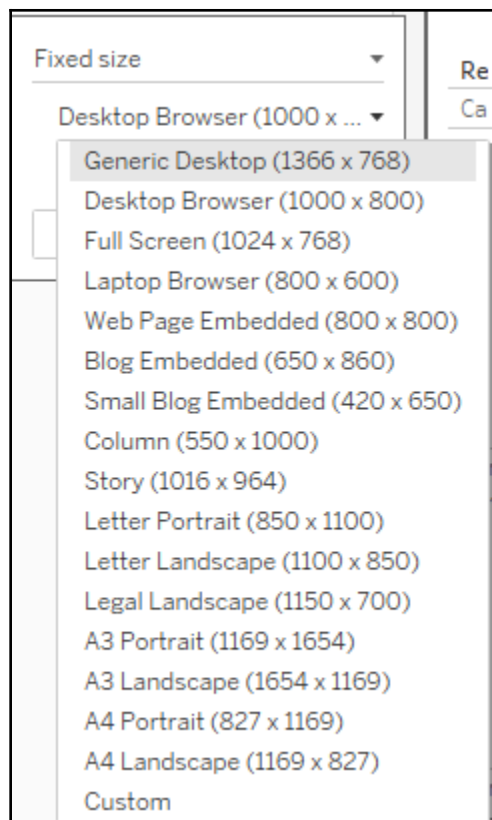
Find and download new extensions from the **Extension Gallery**. Click **My Extensions** to use an extension (.trex file) from your computer.

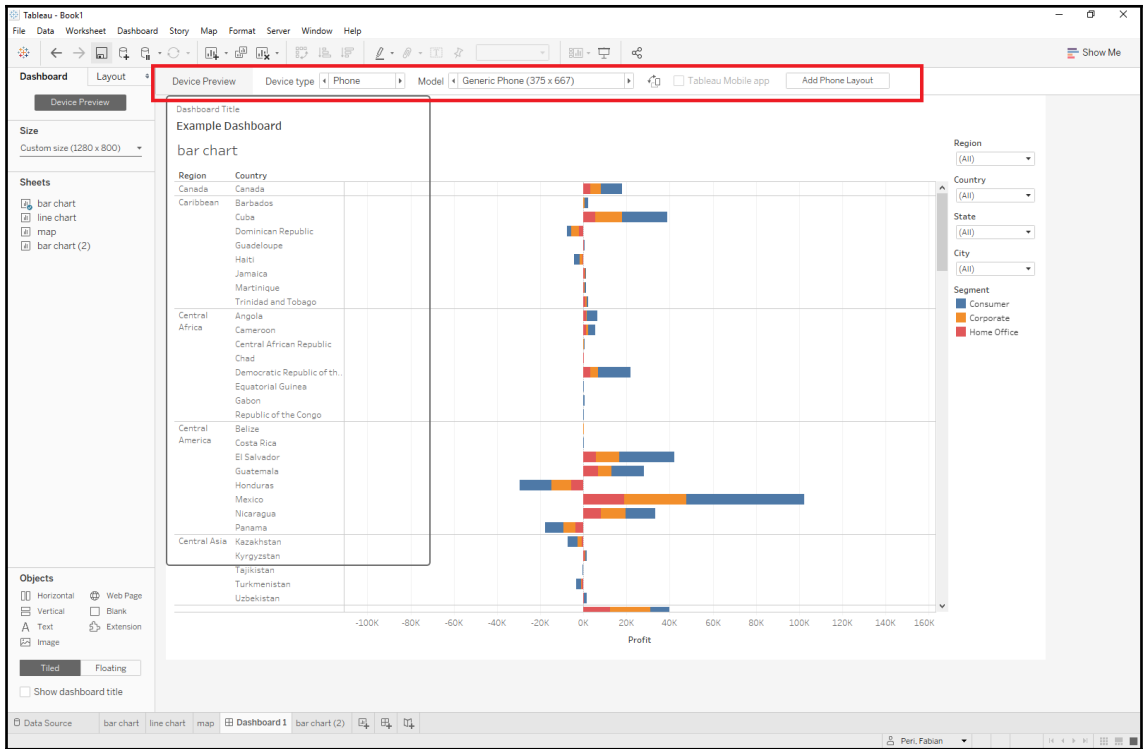
Extension Gallery My Extensions

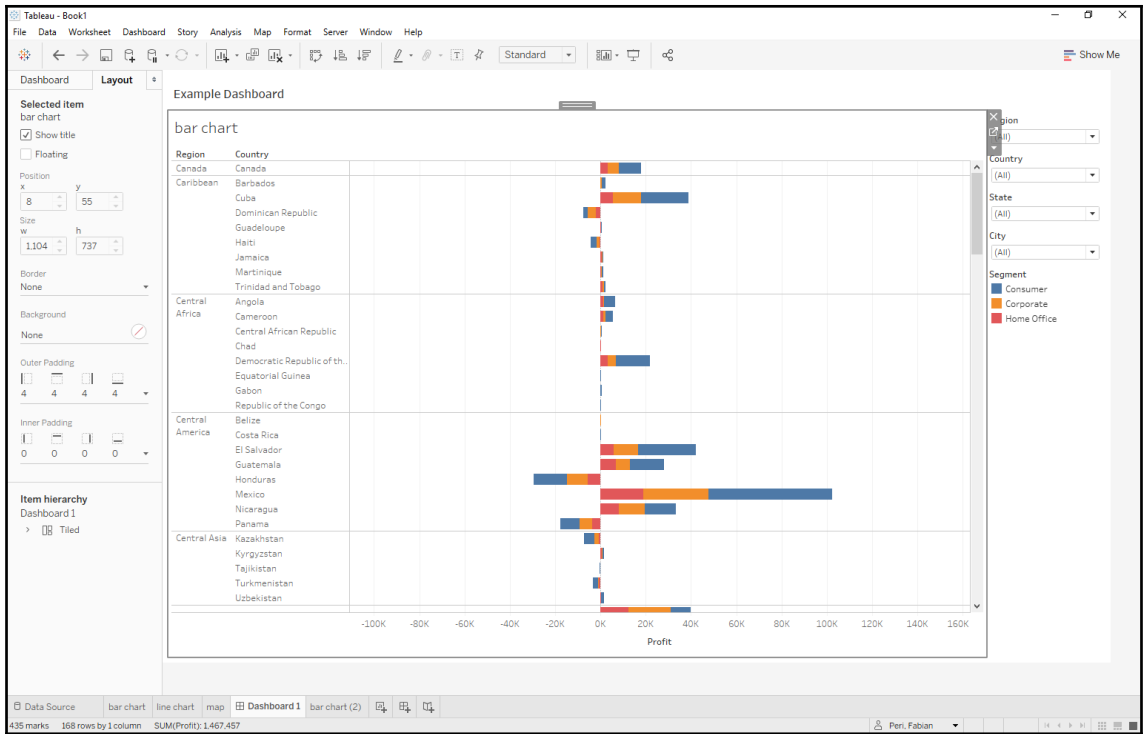
Data Source bar chart line chart map Dashboard 1 bar chart (2)

Peri, Fabian









Outer Padding

4 4 4 4

All sides equal

top: 4

left: 4 right: 4

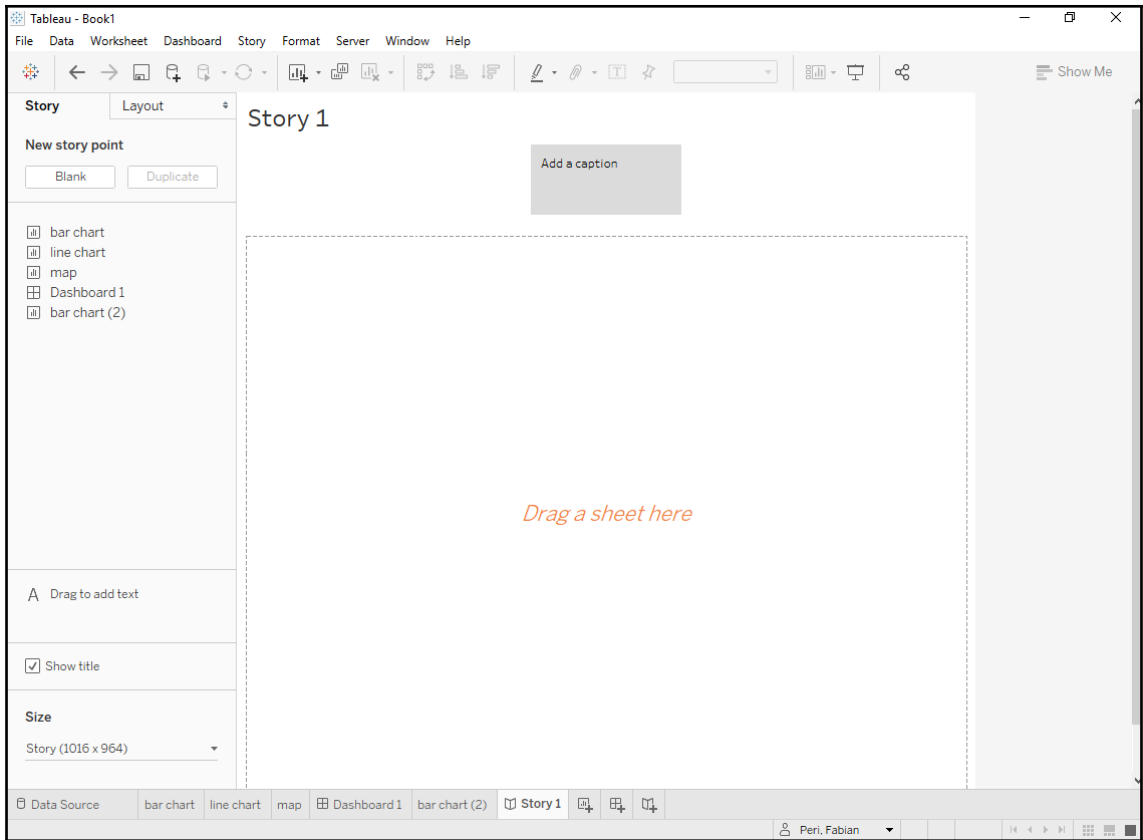
bottom: 4

Item hierarchy

- Vertical
 - Vertical
 - Vertical
 - Vertical
 - Region
 - Country
 - State
 - City
 - Segment
 - bar chart
 - map
 - Profit

A Example Dashboard

Data Source	bar chart	line chart	map	Dashboard 1	bar chart (2)				New Story
435 marks	168 rows by 3 columns	SUM(Profit): 1,467,457							



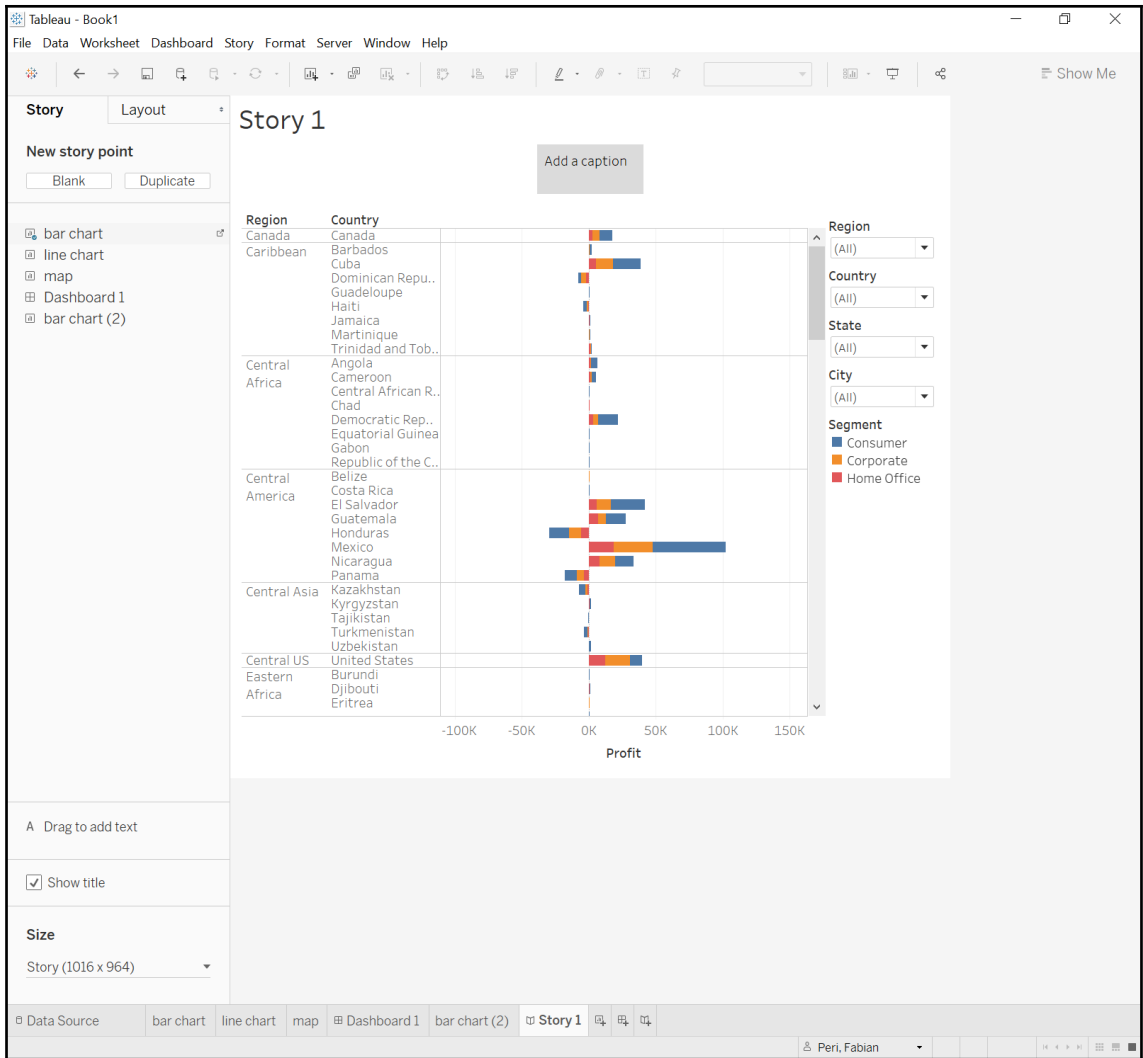


Tableau - Book1

File Data Worksheet Dashboard Story Format Server Window Help

Story Layout

New story point

Blank Duplicate

bar chart line chart map Dashboard 1 bar chart (2)

Story 1

Add a caption Add a caption

Region	Country
Canada	Canada
Caribbean	Barbados
	Cuba
	Dominican Repu..
	Guadeloupe
	Haiti
	Jamaica

Region (All)

Country (All)

State

Tableau - Book1

File Data Worksheet Dashboard Story Format Server Window Help

← → ↺ ↻ ↶ ↷ ↸ ↹

Story Layout

New story point

Blank Duplicate

bar chart line chart map Dashboard 1 bar chart (2)

Story 1

Sample text

Region	Country	Profit
Canada	Canada	~10K
Caribbean	Barbados	~10K
	Cuba	~10K
	Dominican Repu..	~10K
	Guadeloupe	~10K
	Haiti	~10K
	Jamaica	~10K
Central Africa	Martinique	~10K
	Trinidad and Tob...	~10K
	Angola	~10K
	Cameroon	~10K
	Central African R...	~10K
	Chad	~10K
Central America	Democratic Rep..	~10K
	Equatorial Guinea	~10K
	Gabon	~10K
	Republic of the C...	~10K
	Belize	~10K
	Costa Rica	~10K
Central Asia	El Salvador	~10K
	Guatemala	~10K
	Honduras	~10K
	Mexico	~10K
	Nicaragua	~10K
	Panama	~10K
Central US Eastern Africa	Kazakhstan	~10K
	Kyrgyzstan	~10K
	Tajikistan	~10K
	Turkmenistan	~10K
	Uzbekistan	~10K
	United States	~10K
Burundi	~10K	
Djibouti	~10K	
Eritrea	~10K	

City (All)

Segment

- Consumer
- Corporate
- Home Office

Profit

-100K -50K 0K 50K 100K 150K

A Drag to add text

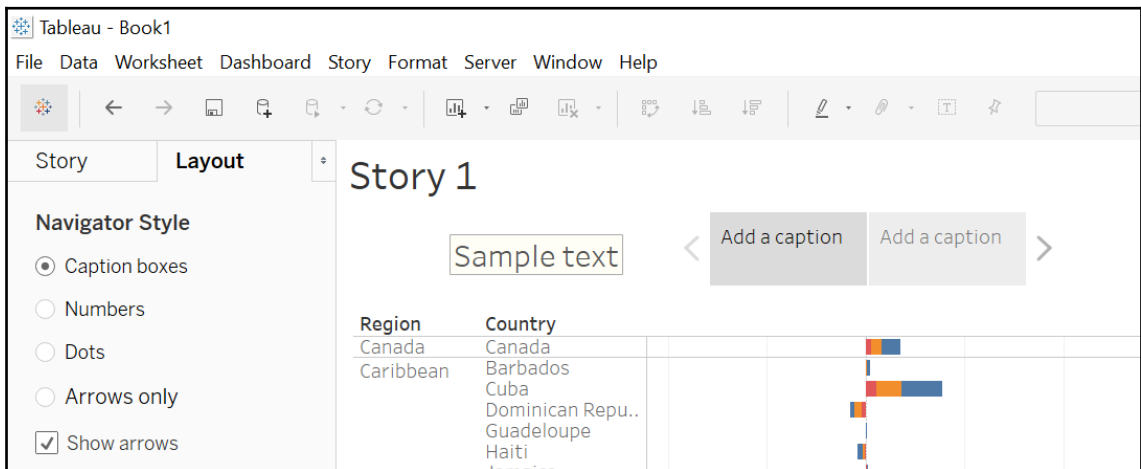
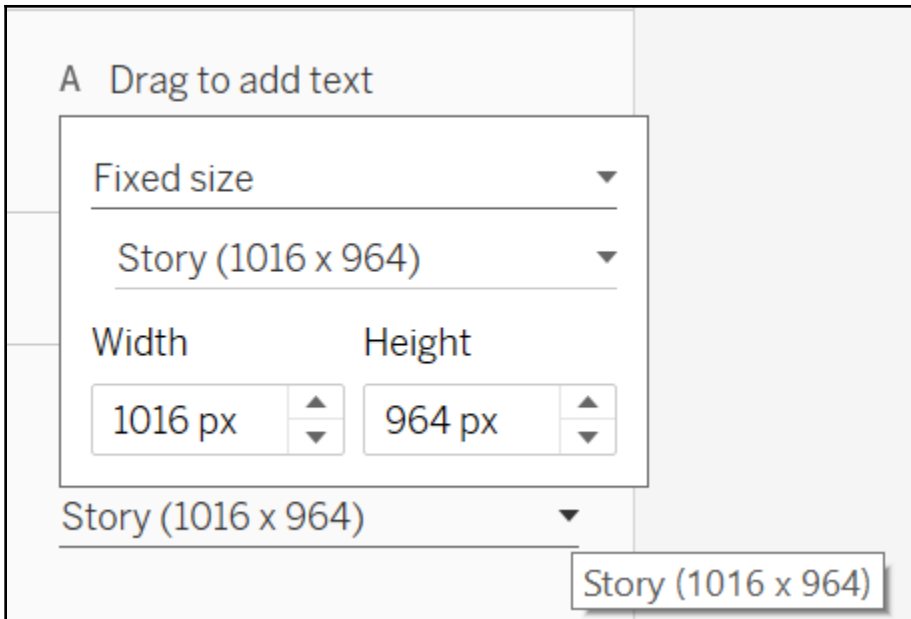
Show title

Size

Story (1016 x 964)

Data Source bar chart line chart map Dashboard 1 bar chart (2) Story 1

Peri, Fabian



Chapter 11: Scraping Overview



Graphics Bundle Ends Here

Index