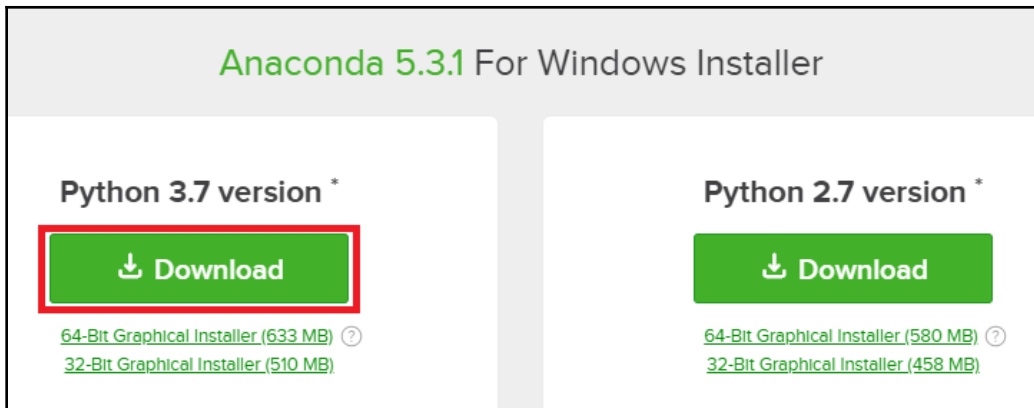


Chapter 01: Setting Up an Anaconda Environment



```
C:\Users\josephs>where python
C:\ProgramData\Anaconda3\python.exe
C:\Users\josephs\AppData\Local\Programs\Python\Python37-32\python.exe
```

```
C:\Users\josephs>where ipython
C:\ProgramData\Anaconda3\Scripts\ipython.exe
C:\Users\josephs\AppData\Local\Programs\Python\Python37-32\Scripts\ipython.exe
```

```
C:\Users\josephs>where pip
C:\ProgramData\Anaconda3\Scripts\pip.exe
C:\Users\josephs\AppData\Local\Programs\Python\Python37-32\Scripts\pip.exe
```

```
C:\Users\josephs>where conda
C:\ProgramData\Anaconda3\Library\bin\conda.bat
C:\ProgramData\Anaconda3\Scripts\conda.exe
```

```
C:\Users\josephs>conda install -c conda-forge opencv
Solving environment: done

## Package Plan ##

  environment location: C:\ProgramData\Anaconda3

  added / updated specs:
    - opencv

The following packages will be downloaded:
```

package	build		
conda-4.5.11	py36_1000	655 KB	conda-forge
libopencv-3.4.1	h875b8b8_3	37.0 MB	
py-opencv-3.4.1	py36h1b0d24d_3	1.5 MB	
certifi-2018.4.16	py36_0	143 KB	conda-forge
opencv-3.4.1	py36h6fd60c2_3	9 KB	
Total:		39.3 MB	

```
The following NEW packages will be INSTALLED:
```

```
C:\Users\josephs>conda install -c menpo dlib
Solving environment: done

## Package Plan ##

  environment location: C:\ProgramData\Anaconda3

  added / updated specs:
    - dlib

The following packages will be downloaded:
```

package	build		
incremental-17.5.0	py35_0	25 KB	
werkzeug-0.14.1	py35_0	427 KB	
terminado-0.8.1	py35_1	21 KB	
packaging-17.1	py35_0	34 KB	
astropy-3.0.4	py35hfa6e2cd_0	6.6 MB	

```
> where tesseract
D:\cygwin64\bin\tesseract.exe
```

```

C:\Users\josephs>pip install tensorflow
Requirement already satisfied: tensorflow in c:\programdata\anaconda3\lib\site-packages (1.12.0)
Requirement already satisfied: protobuf>=3.6.1 in c:\programdata\anaconda3\lib\site-packages (from tensorflow) (3.6.1)
Requirement already satisfied: wheel>=0.26 in c:\programdata\anaconda3\lib\site-packages (from tensorflow) (0.31.1)
Requirement already satisfied: absl-py>=0.1.6 in c:\programdata\anaconda3\lib\site-packages (from tensorflow) (0.4.0)
Requirement already satisfied: grpcio>=1.8.6 in c:\programdata\anaconda3\lib\site-packages (from tensorflow) (1.14.1)
Requirement already satisfied: keras-preprocessing>=1.0.5 in c:\programdata\anaconda3\lib\site-packages (from tensorflow) (1.0.5)
Requirement already satisfied: six>=1.10.0 in c:\programdata\anaconda3\lib\site-packages (from tensorflow) (1.11.0)
Requirement already satisfied: keras-applications>=1.0.6 in c:\programdata\anaconda3\lib\site-packages (from tensorflow) (1.0.6)
Requirement already satisfied: astor>=0.6.0 in c:\programdata\anaconda3\lib\site-packages (from tensorflow) (0.7.1)
Requirement already satisfied: gast>=0.2.0 in c:\programdata\anaconda3\lib\site-packages (from tensorflow) (0.2.0)
Requirement already satisfied: numpy>=1.13.3 in c:\programdata\anaconda3\lib\site-packages (from tensorflow) (1.14.3)
Requirement already satisfied: tensorboard<1.13.0,>=1.12.0 in c:\programdata\anaconda3\lib\site-packages (from tensorflow) (1.12.0)
Requirement already satisfied: termcolor>=1.1.0 in c:\programdata\anaconda3\lib\site-packages (from tensorflow) (1.1.0)
Requirement already satisfied: setuptools in c:\programdata\anaconda3\lib\site-packages (from tensorflow) (39.1.0)
Requirement already satisfied: h5py in c:\programdata\anaconda3\lib\site-packages (from tensorflow) (2.7.1)
Requirement already satisfied: markdown>=2.6.8 in c:\programdata\anaconda3\lib\site-packages (from tensorflow) (2.6.11)
Requirement already satisfied: werkzeug>=0.11.10 in c:\programdata\anaconda3\lib\site-packages (from tensorflow) (0.14.1)

```

The screenshot shows the Jupyter web interface. At the top left is the Jupyter logo and name. On the top right are 'Quit' and 'Logout' buttons. Below the logo are tabs for 'Files', 'Running', and 'Clusters'. A message says 'Select items to perform actions on them.' To the right of this message are 'Upload', 'New', and a refresh icon. Below this is a file browser table with columns for 'Name', 'Last Modified', and 'File size'. The table contains five entries:

<input type="checkbox"/>	0	▼	📁 /	Name ↓	Last Modified	File size
<input type="checkbox"/>				📄 Packt_CV_w_Python3_Getting_Started_with_Jupyter_notebooks.ipynb	6 months ago	1.98 MB
<input type="checkbox"/>				📄 butterfly.jpg	6 months ago	44.7 kB
<input type="checkbox"/>				📄 Megamind.avi	6 months ago	1.19 MB
<input type="checkbox"/>				📄 Megamind.mp4	6 months ago	956 kB
<input type="checkbox"/>				📄 Thumbs.db	6 days ago	10.2 kB

jupyter Packt_CV_w_Python3_Getting_Started_with_Jupyter_notebooks (unsaved changes) Logout

File Edit View Insert Cell Kernel Widgets Help Not Trusted Python 3

Getting Started with Jupyter

In [1]:

```
#The "magic" command below imports numpy and pyplot and
# sets us up to make nice interactive plots within the notebook
%pylab notebook

#Shouldn't be necessary, but let's make sure we're in the right directory
# with all our stuff.
%cd C:\Users\mrevert\Documents\packt_CV\Section1-Getting_started
```

Populating the interactive namespace from numpy and matplotlib
C:\Users\mrevert\Documents\packt_CV\Section1-Getting_started

In [2]:

```
#Let's make sure our libraries are installed correctly
import cv2
import tensorflow as tf
import dlib
import pytesseract as ptesseract
```

In [3]:

```
#Here's a nice way to get help on a module/function from within the notebook
tf.Graph?
```

In [4]:

```
#We can run shell commands here too--very handy!
!ls
```

Megamind.avi
Megamind.mp4
Packt_CV_w_Python3_Getting_Started_with_Jupyter_notebooks.ipynb
butterfly.jpg

In [5]:

```
#Let's display an image with some widgets to pan/zoom etc.
#--Note that imread, figure, and imshow come from matplotlib.pyplot,
#--but %pylab notebook imported them into the namespace.
```

```
%cd C:\Users\mrevert\Documents\packt_CV\Section1-Getting_started

Populating the interactive namespace from numpy and matplotlib
C:\Users\mrevert\Documents\packt_CV\Section1-Getting_started
```

```
In [4]: #We can run shell commands here too--very handy!
!ls


Megamind.avi
Megamind.mp4
Packt_CV_w_Python3_Getting_Started_with_Jupyter_notebooks.ipynb
butterfly.jpg
```



```
In [5]: #Let's display an image with some widgets to pan/zoom etc.
#--Note that imread, figure, and imshow come from matplotlib.pyplot,
#--but %pylab notebook imported them into the namespace.
#--This is good for notebooks, but not necessarily good for general practice.

testim = imread('butterfly.jpg')
figure()
imshow(testim)

<IPython.core.display.Javascript object>
```




```
In [7]: #Here's a nice way to watch a video within the notebook--will be useful
# when we want to work with videos
import io
import base64
from IPython.display import HTML

def playvideo(filename):
    video = io.open(filename, 'r+b').read()
    encoded = base64.b64encode(video)
    return HTML(data='''<video alt="test" controls>
        <source src="data:video/mp4;base64,{0}" type="video/mp4"/>
        </video>'''.format(encoded.decode('ascii')))
```



Chapter 02: Image Captioning with TensorFlow


Classification



boy, bike



snowboarding




woman, dog

Captioning



A boy riding on a bike

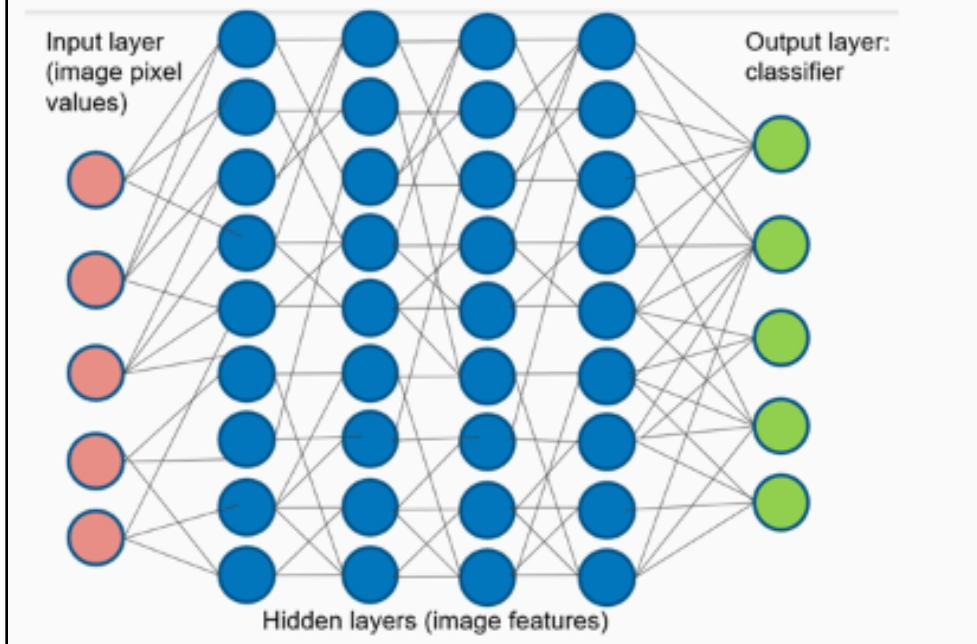


A man is snowboarding

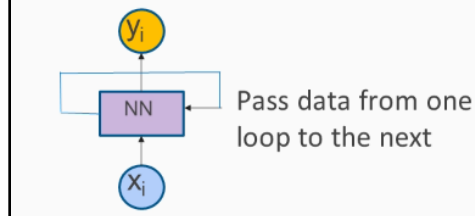


A woman with a dog

Convolutional Neural Networks (CNNs)



Recurrent Neural Networks (RNNs)



Jupyter Section_1-Tensorflow_Image_Captioning Last Checkpoint: an hour ago (autosaved)

File Edit View Insert Cell Kernel Widgets Help

Run Code

Section One – Image Captioning with Tensorflow

```
In [ ]: # load essential libraries
import math
import os

import tensorflow as tf

%pylab inline
```

```
In [ ]: # load Tensorflow/Google Brain base code
# https://github.com/tensorflow/models/tree/master/research/im2txt

from im2txt import configuration
from im2txt import inference_wrapper
from im2txt.inference_utils import caption_generator
from im2txt.inference_utils import vocabulary
```

```
# load essential libraries
import math
import os

import tensorflow as tf

%pylab inline
```

Populating the interactive namespace from numpy and matplotlib

```
# this is the function we'll call to produce our captions
# given input file name(s) -- separate file names by a ,
# if more than one
tf.logging.
def gen_ca DEBUG
# only debug
tf.log ERROR
# load error
g = tf.FATAL
with g fatal
    flush
    re get_verbosity
    INFO
g.fina info
InferenceWrapper()
raph_from_config(configuration.ModelConfig(),
    checkpoint_path)
```


```
testfile = 'test_images/dog.jpeg'
```

```
figure()  
imshow(imread(testfile))
```

```
captions = gen_caption(testfile)
```

Captions for image dog.jpeg:

- 0) a woman and a dog are on a bench . (p=0.000024)
- 1) a woman and a dog are standing on the grass . (p=0.000014)
- 2) a woman and a dog are standing on a bench . (p=0.000012)




```
testfile = 'test_images/football.jpeg'
```

```
figure()  
imshow(imread(testfile))
```

```
captions = gen_caption(testfile)
```

Captions for image football.jpeg:

- 0) a couple of men playing a game of frisbee . (p=0.001167)
- 1) a couple of men playing a game of football . (p=0.001053)
- 2) a couple of men playing a game of soccer . (p=0.000807)




```
testfile = 'test_images/giraffes.jpeg'
```

```
figure()  
imshow(imread(testfile))
```

```
captions = gen_caption(testfile)
```

Captions for image giraffes.jpeg:

- 0) a group of giraffe standing next to each other . (p=0.002270)
- 1) a group of giraffes are standing in a field (p=0.000959)
- 2) a group of giraffe standing next to each other on a field . (p=0.000744)




```
testfile = 'test_images/headphones.jpeg'
```

```
figure()  
imshow(imread(testfile))
```

```
captions = gen_caption(testfile)
```

Captions for image headphones.jpeg:

- 0) a woman holding a cell phone in her hand . (p=0.002533)
- 1) a woman holding a cell phone up to her ear . (p=0.002143)
- 2) a woman holding a cell phone in her hands . (p=0.001198)




```
testfile = 'test_images/ballons.jpeg'
```

```
figure()  
imshow(imread(testfile))
```

```
captions = gen_caption(testfile)
```

Captions for image balloons.jpeg:

- 0) a woman standing on a beach flying a kite . (p=0.004793)
- 1) a woman is flying a kite on the beach . (p=0.003442)
- 2) a young girl flying a kite on a beach . (p=0.002200)



```
input_files = 'test_images/ballons.jpeg,test_images/bike.jpeg,test_images/dog.jpeg,test_images/fireworks.jpeg,test_images,  
captions = gen_caption(input_files)
```

Captions for image balloons.jpeg:

- 0) a woman standing on a beach flying a kite . (p=0.004793)
- 1) a woman is flying a kite on the beach . (p=0.003442)
- 2) a young girl flying a kite on a beach . (p=0.002200)

Captions for image bike.jpeg:

- 0) a man riding a bike down a dirt road . (p=0.003308)
- 1) a man riding a bike down a road . (p=0.002444)
- 2) a man riding a bike down a road next to a forest . (p=0.000610)

Captions for image dog.jpeg:

- 0) a woman and a dog are on a bench . (p=0.000024)
- 1) a woman and a dog are standing on the grass . (p=0.000014)
- 2) a woman and a dog are standing on a bench . (p=0.000012)

Captions for image fireworks.jpeg:

- 0) a view of a tree in a park . (p=0.000004)
- 1) a view of a tree in the middle of a park . (p=0.000003)
- 2) a view of a tree in the middle of a city . (p=0.000003)

Captions for image football.jpeg:

- 0) a couple of men playing a game of frisbee . (p=0.001167)
- 1) a couple of men playing a game of football . (p=0.001053)
- 2) a couple of men playing a game of soccer . (p=0.000807)

Captions for image giraffes.jpeg:

- 0) a group of giraffe standing next to each other . (p=0.002270)
- 1) a group of giraffes are standing in a field (p=0.000959)
- 2) a group of giraffe standing next to each other on a field . (p=0.000744)

Captions for image headphones.jpeg:

- 0) a woman holding a cell phone in her hand . (p=0.002533)
- 1) a woman holding a cell phone up to her ear . (p=0.002143)
- 2) a woman holding a cell phone in her hands . (p=0.001198)

Captions for image laughing.jpeg:

- 0) a group of people standing next to each other . (p=0.003400)
- 1) a man and a woman standing next to each other . (p=0.002685)
- 2) a group of people standing in a room . (p=0.001571)

Captions for image objects.jpeg:







- 0) a nc of items that are on a table . (p=0.000309)
- 1) a nc of items that are sitting on a table . (p=0.000188)
- 2) a nc of cellphones that are on a table . (p=0.000186)

Captions for image snowboard.jpeg:


- 0) a man flying through the air while riding a snowboard . (p=0.028471)
- 1) a man flying through the air while riding skis . (p=0.005110)
- 2) a man flying through the air on top of a snowboard . (p=0.001624)


```
In [15]: # First download pretrained Inception (v3) model  
  
import webbrowser  
webbrowser.open("http://download.tensorflow.org/models/inception_v3_2016_08_28.tar.gz")  
  
# Completely unzip tar.gz file to get inception_v3.ckpt,  
# --recommend storing in im2txt/data directory
```

```
Out[15]: True
```



Name	Date modified	Type	Size
 annotations	7/22/2018 5:05 AM	File folder	
 train2014	8/16/2014 2:08 AM	File folder	
 val2014	8/16/2014 1:15 AM	File folder	
 captions_train-val2014.zip	7/22/2015 6:55 PM	ZIP File	19,213 KB
 train2014.zip	1/16/2016 4:24 PM	ZIP File	13,193,920 KB
 val2014.zip	8/15/2014 8:15 PM	ZIP File	6,489,271 KB

Chapter 03: Reading License Plates with OpenCV







License plate read: M725M




Out[27]: ((450.75, 449.0), (263, 58), -0.3191932410745362)

```
In [25]: figure()  
best_plate.  
best_plate.chars (held)  
best_plate.graying  
best_plate.plate_im  
best_plate.plateloc  
best_plate.thesholded
```



License plate read: HHF9669

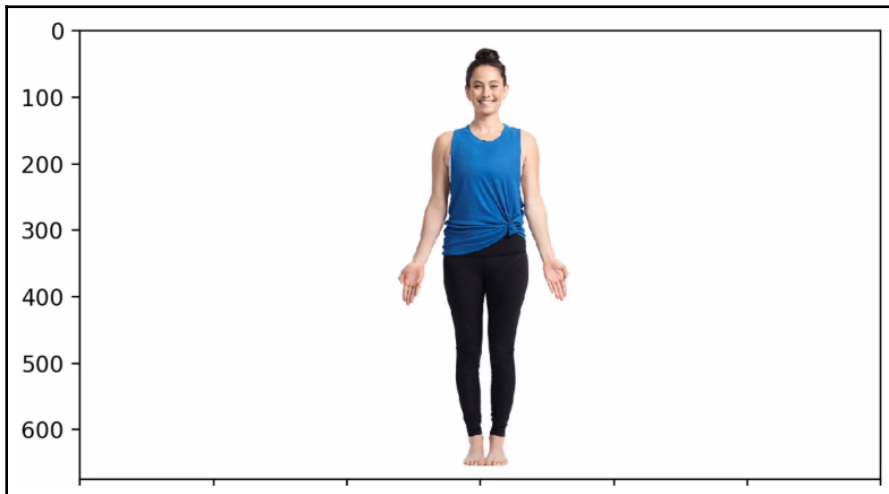
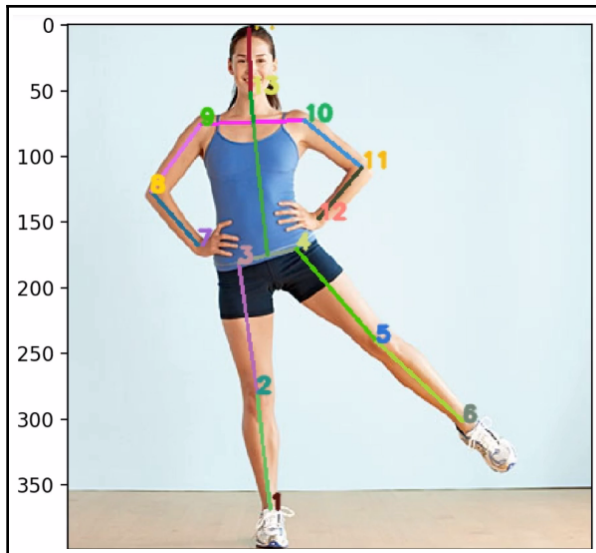


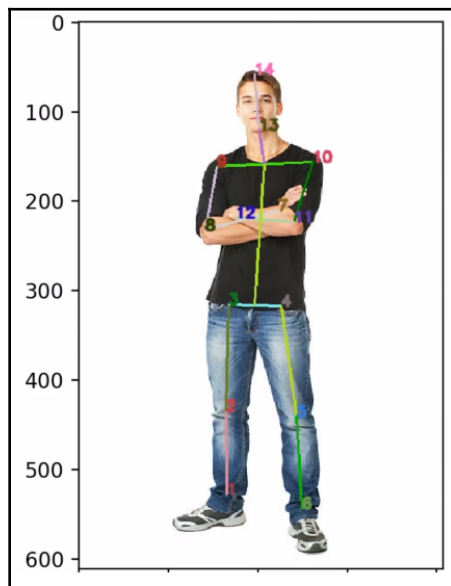
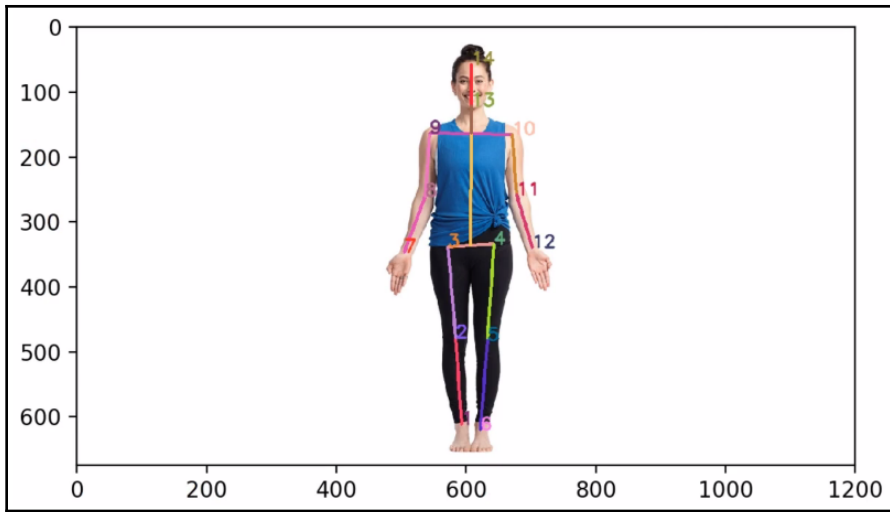
Chapter 04: Human Pose Estimation with TensorFlow






```
array([[154.21713603, 369.49524975, 0.97495675],  
       [144.66004324, 280.38701272, 0.97836888],  
       [130.74821067, 181.00517952, 0.89270324],  
       [174.04091334, 171.14334095, 0.88625103],  
       [235.90207493, 241.08008146, 0.97764331],  
       [301.39780343, 302.21447849, 0.92958534],  
       [ 99.43290633, 168.43356824, 0.98397946],  
       [ 63.96742463, 127.38911414, 0.99213421],  
       [101.82382166,  76.10697242, 0.99111789],  
       [180.59155178,  73.29837465, 0.99223047],  
       [224.60096455, 109.43770075, 0.99714881],  
       [191.66644788, 148.67574054, 0.99290884],  
       [139.69199833,  52.24837098, 0.9979133 ],  
       [138.82638311,   3.14040202, 0.98071539]])
```







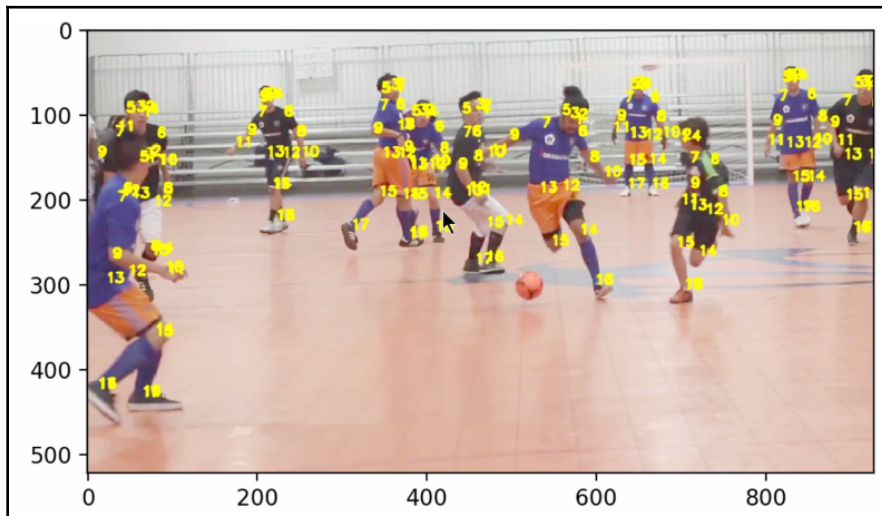


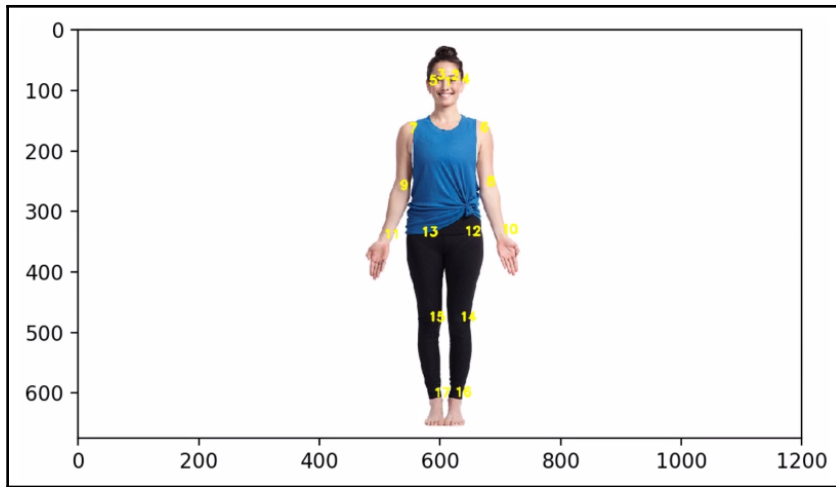
```
Populating the interactive namespace from numpy and matplotlib
```

```
C:\Users\mrever\Anaconda3\lib\site-packages\IPython\core\magics\pylab.py:160:  
UserWarning: pylab import has clobbered these variables: ['imread', 'imsave']  
`%matplotlib` prevents importing * from pylab and numpy  
"\n`%matplotlib` prevents importing * from pylab and numpy"
```

```
INFO:tensorflow:Restoring parameters from models/coco/coco-resnet-101
```





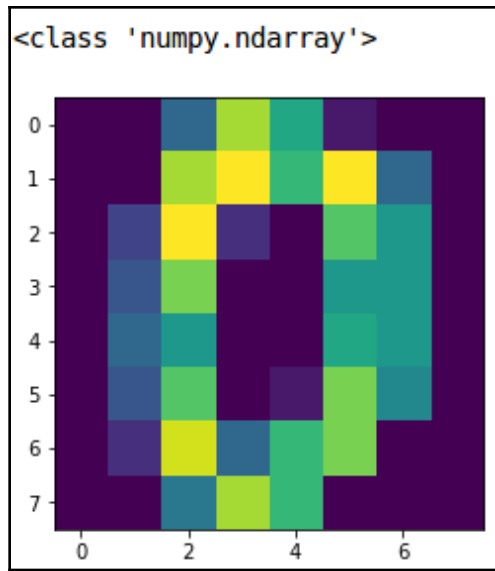


num_people: 1



Chapter 05: Handwritten Digit Recognition with scikit-learn and TensorFlow

```
#what kind of data do we already have?  
from sklearn import datasets  
digits=datasets.load_digits()  
  
datasets.  
example_ base  
print(ty california_housing  
plt.imshow clear_data_home  
example_ covtype  
data  
descr  
#acquire dump_svmlight_file  
#http:// fetch_20newsgroups  
data_dir fetch_20newsgroups_vectorized  
fetch_california_housing
```

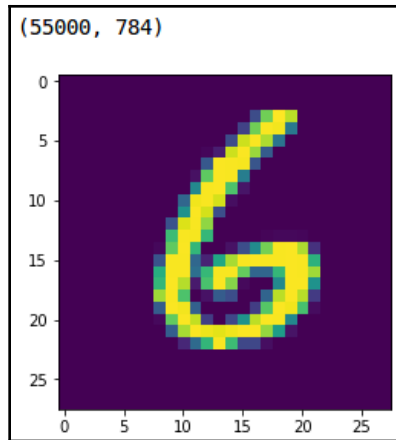


```
Out[2]: array([[ 0.],
               [ 0.],
               [ 5.],
               [13.],
               [ 9.],
               [ 1.],
               [ 0.],
               [ 0.],
               [ 0.],
               [ 0.],
               [13.],
               [15.],
               [10.],
               [15.],
               [ 5.],
               [ 0.],
               [ 0.],
               [ 3.],
               [15.],
               [ 2.],
               [ 0.],
               [11.],
               [ 8.],
               [ 0.],
               [ 0.],
               [ 4.],
               [12.]
```

```
#acquire standard MNIST handwritten digit data
#http://yann.lecun.com/exdb/mnist/

data_dir = '/tmp/tensorflow/mnist/input_data'
mnist = input_data.read_data_sets(data_dir, one_hot=True)

Successfully downloaded train-images-idx3-ubyte.gz 9912422 bytes.
Extracting /tmp/tensorflow/mnist/input_data/train-images-idx3-ubyte.gz
Successfully downloaded train-labels-idx1-ubyte.gz 28881 bytes.
Extracting /tmp/tensorflow/mnist/input_data/train-labels-idx1-ubyte.gz
Successfully downloaded t10k-images-idx3-ubyte.gz 1648877 bytes.
Extracting /tmp/tensorflow/mnist/input_data/t10k-images-idx3-ubyte.gz
Successfully downloaded t10k-labels-idx1-ubyte.gz 4542 bytes.
Extracting /tmp/tensorflow/mnist/input_data/t10k-labels-idx1-ubyte.gz
```



```
# Create a classifier: a support vector classifier
classifier = svm.SVC(gamma=0.001)
# Learn about gamma and other SVM parameters here:
# http://scikit-learn.org/stable/auto_examples/svm/plot_rbf_parameters.html
# Exercise: Experiment with the parameters to see how they affect execution
#           time and accuracy

# Train the model -- we're only going to use the training data (and not
# the test data) to ensure that our model generalizes to unseen cases.
# This (training) is typically what takes the most computational time
# when doing machine learning.
classifier.fit(train_data, train_labels)

SVC(C=1.0, cache_size=200, class_weight=None, coef0=0.0,
    decision_function_shape='ovr', degree=3, gamma=0.001, kernel='rbf',
    max_iter=-1, probability=False, random_state=None, shrinking=True,
    tol=0.001, verbose=False)
```

See https://en.wikipedia.org/wiki/Precision_and_recall to understand metric definitions
 Classification report for classifier SVC(C=1.0, cache_size=200, class_weight=None, coef0=0.0,
 decision_function_shape='ovr', degree=3, gamma=0.001, kernel='rbf',
 max_iter=-1, probability=False, random_state=None, shrinking=True,
 tol=0.001, verbose=False):

	precision	recall	f1-score	support
0	0.96	0.99	0.97	980
1	0.96	0.99	0.97	1135
2	0.94	0.92	0.93	1032
3	0.92	0.94	0.93	1010
4	0.92	0.95	0.94	982
5	0.93	0.90	0.91	892
6	0.94	0.96	0.95	958
7	0.95	0.93	0.94	1028
8	0.93	0.91	0.92	974
9	0.94	0.91	0.92	1009
micro avg	0.94	0.94	0.94	10000
macro avg	0.94	0.94	0.94	10000
weighted avg	0.94	0.94	0.94	10000

Confusion matrix:

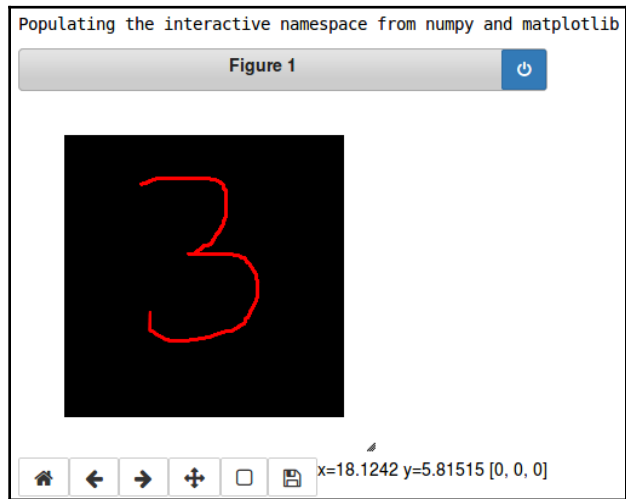
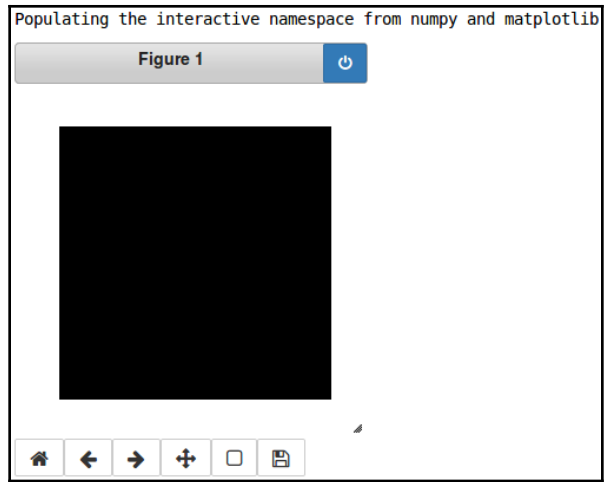
```
[[ 967  0  1  0  0  5  5  1  1  0]
 [  0 1118  2  3  0  1  3  1  7  0]
 [  9  1  951 10 12  1 15  9 22  2]
 [  0  2  16  947  1 17  1 11 11  4]
 [  1  2  7  0  931  0  8  2  3 28]
 [  7  5  5  34  8 804 12  2 10  5]
 [  9  3  4  1  6 11 923  0  1  0]
 [  2 14 21  5  9  0  0 953  3 21]
 [  4  7  7 15  8 24 10  7 889  3]
 [ 10  7  0 12 33  6  1 14  6 920]]
```

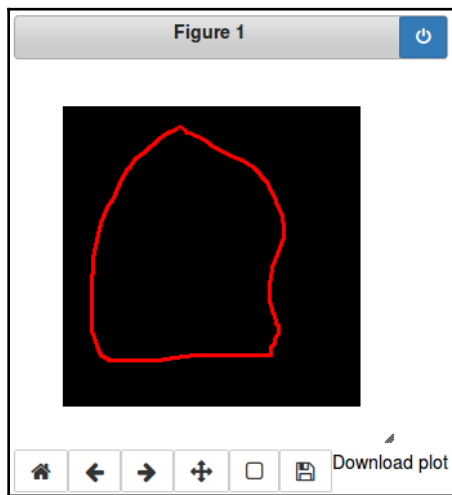
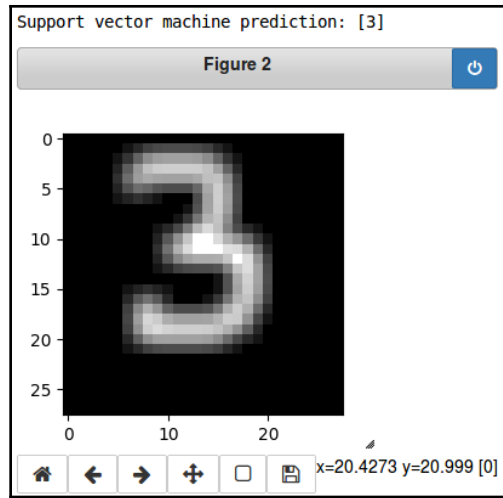
Prediction: 7 Prediction: 2 Prediction: 1 Prediction: 0

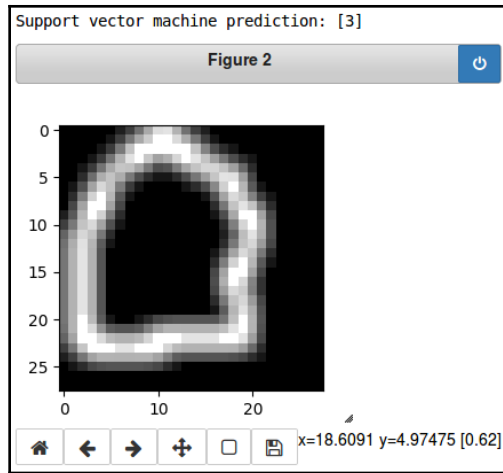
7 2 1 0

Prediction: 7 Prediction: 2 Prediction: 1 Prediction: 0


7 2 1 0

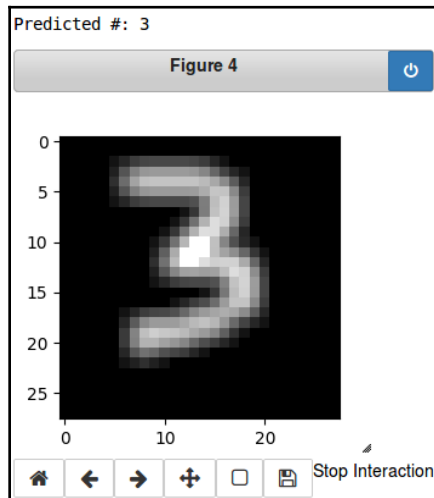







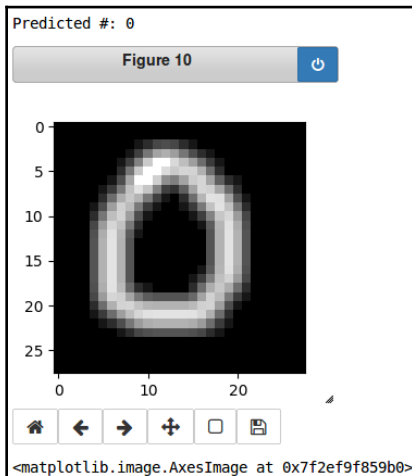
```
Extracting /tmp/tensorflow/mnist/input_data/train-images-idx3-ubyte.gz
Extracting /tmp/tensorflow/mnist/input_data/train-labels-idx1-ubyte.gz
Extracting /tmp/tensorflow/mnist/input_data/t10k-images-idx3-ubyte.gz
Extracting /tmp/tensorflow/mnist/input_data/t10k-labels-idx1-ubyte.gz
WARNING:tensorflow:From <ipython-input-18-b2f1671e64b3>:16: softmax_cross_entropy_with_logits (from tensorflow.python.op
s.nn_ops) is deprecated and will be removed in a future version.
Instructions for updating:
Future major versions of TensorFlow will allow gradients to flow
into the labels input on backprop by default.
See tf.nn.softmax_cross_entropy_with_logits_v2.
Model accuracy: 0.918
```





```
Extracting /tmp/tensorflow/mnist/input_data/train-images-idx3-ubyte.gz
Extracting /tmp/tensorflow/mnist/input_data/train-labels-idx1-ubyte.gz
Extracting /tmp/tensorflow/mnist/input_data/t10k-images-idx3-ubyte.gz
Extracting /tmp/tensorflow/mnist/input_data/t10k-labels-idx1-ubyte.gz
Saving graph to: /tmp/tmpdr9rhjcj
step 0, training accuracy 0.1
step 100, training accuracy 0.86
step 200, training accuracy 0.92
step 300, training accuracy 0.94
step 400, training accuracy 0.94
step 500, training accuracy 0.92
step 600, training accuracy 0.9
step 700, training accuracy 0.88
step 800, training accuracy 0.92
step 900, training accuracy 0.96
```


```
step 18500, training accuracy 1
step 18600, training accuracy 1
step 18700, training accuracy 1
step 18800, training accuracy 1
step 18900, training accuracy 1
step 19000, training accuracy 1
step 19100, training accuracy 1
step 19200, training accuracy 1
step 19300, training accuracy 1
step 19400, training accuracy 1
step 19500, training accuracy 1
step 19600, training accuracy 1
step 19700, training accuracy 1
step 19800, training accuracy 1
step 19900, training accuracy 1
test accuracy 0.9933
```

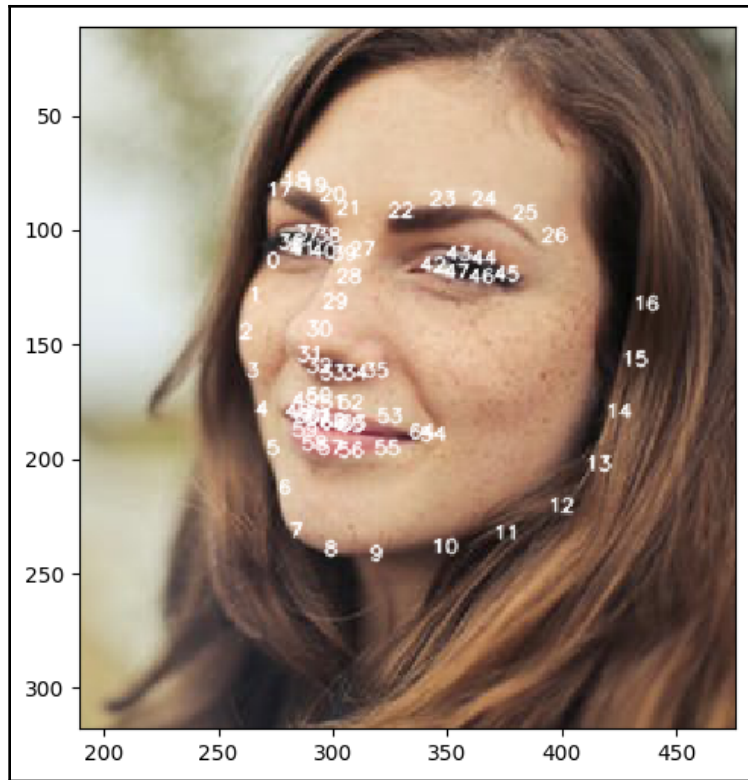



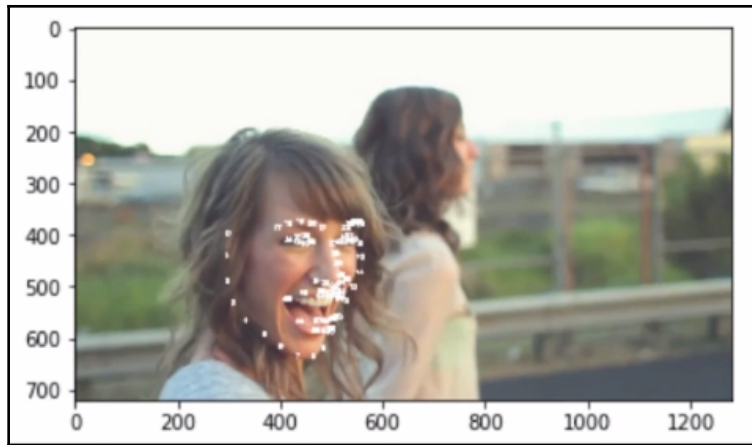
Chapter 06: Facial Feature Tracking and Classification with dlib

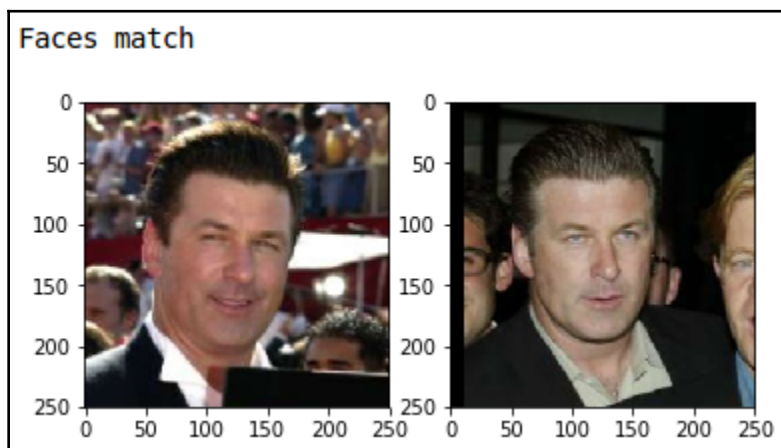
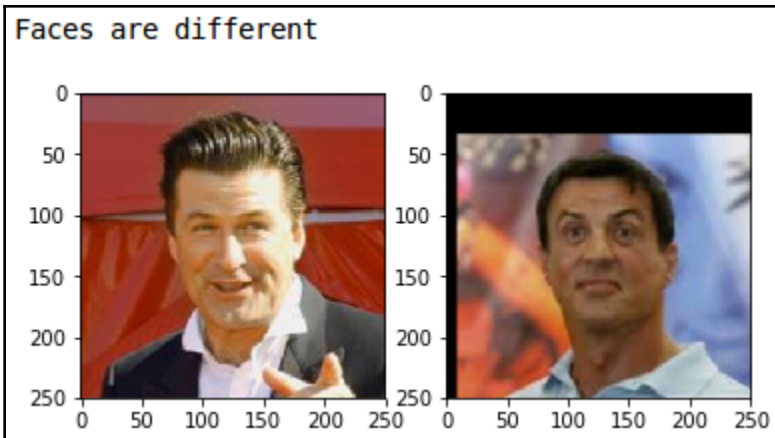


Populating the interactive namespace from numpy and matplotlib
/home/test/13293






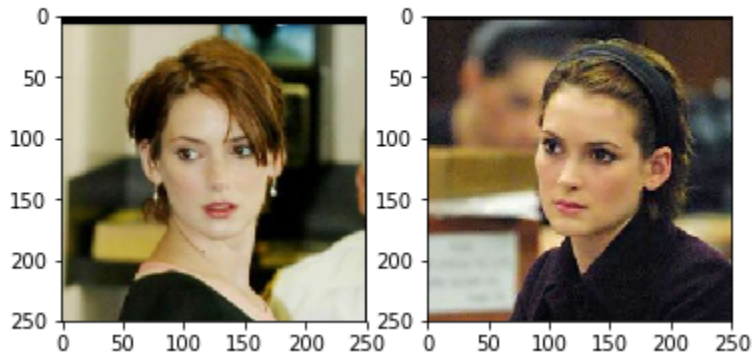




Faces are different



Faces match



```
Type:          vector
String form:
-0.147528
      0.048263
      0.0316406
      -0.124176
      -0.0820134
      -0.0260086
      -0.0338606
      -0.10674
      0.166148
      -0.1133 <...> 79
      0.114875
      -0.0459535
      -0.0619625
      -0.120842
      -0.0212056
      -0.0608454
      -0.101526
      0.0224088
```

Chapter 07: Deep Learning Image Classification with TensorFlow

```
with tf.Session() as sess:  
    print("a+b=" + str(sess.run(add, feed_dict={a: 2, b: 3})))  
    print("a*b=" + str(sess.run(mul, feed_dict={a: 2, b: 3})))
```


```
a=2, b=3  
a+b=5  
a*b=6  
a+b=5
```

```
#Matrix multiplication  
matrix1 = tf.constant([[1., 2.],[9.0,3.14159]])  
matrix2 = tf.constant([[3.],[4.]])  
  
product = tf.matmul(matrix1, matrix2)  
  
with tf.Session() as sess:  
    result = sess.run(product)  
    print(result)
```

```
[[11.      ]  
 [39.56636]]
```

```
inception_1000_class_list.txt
1 {0: 'tench, Tinca tinca',
2   1: 'goldfish, Carassius auratus',
3   2: 'great white shark, white shark, man-eater, man-eating shark, Carcharodon carcharias',
4   3: 'tiger shark, Galeocerdo cuvieri',
5   4: 'hammerhead, hammerhead shark',
6   5: 'electric ray, crampfish, numbfish, torpedo',
7   6: 'stingray',
8   7: 'cock',
9   8: 'hen',
10  9: 'ostrich, Struthio camelus',
11 10: 'brambling, Fringilla montifringilla',
12 11: 'goldfinch, Carduelis carduelis',
13 12: 'house finch, linnet, Carpodacus mexicanus',
14 13: 'junco, snowbird',
15 14: 'indigo bunting, indigo finch, indigo bird, Passerina cyanea',
16 15: 'robin, American robin, Turdus migratorius',
17 16: 'bulbul',
18 17: 'jay',
19 18: 'magpie',
20 19: 'chickadee',
21 20: 'water ouzel, dipper',
22 21: 'kite',
23 22: 'bald eagle, American eagle, Haliaeetus leucocephalus',
24 23: 'vulture',
25 24: 'great grey owl, great gray owl, Strix nebulosa',
26 25: 'European fire salamander, Salamandra salamandra',
27 26: 'common newt, Triturus vulgaris',
28 27: 'eft',
29 28: 'spotted salamander, Ambystoma maculatum',
30 29: 'axolotl, mud puppy, Ambystoma mexicanum',
31 30: 'bullfrog, Rana catesbeiana',
```


giant panda, panda, panda bear, coon bear, Ailuropoda melanoleuca (score = 0.89632)



mountain bike, all-terrain bike, off-roader (score = 0.91317)



ashcan, trash can, garbage can, wastebin, ash bin, ash-bin, ashbin, dustbin, trash barrel, trash bin (score = 0.66923)



wood rabbit, cottontail, cottontail rabbit (score = 0.87354)




trombone (score = 0.99370)



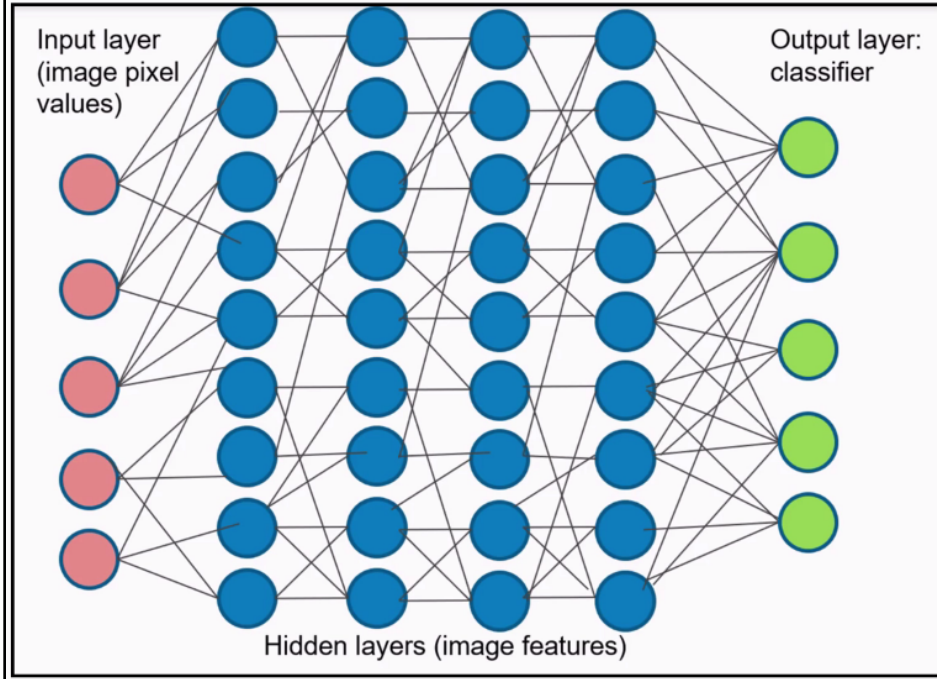
hotdog, hot dog, red hot (score = 0.97235)



Irish wolfhound (score = 0.34313)
borzoi, Russian wolfhound (score = 0.17871)
Saluki, gazelle hound (score = 0.11669)



Transfer Learning



 barbie	12/20/2018 11:17 ...	File folder
 gi joe	12/20/2018 11:17 ...	File folder
 my little pony	12/20/2018 11:17 ...	File folder
 transformers	12/20/2018 11:21 ...	File folder

```
#pull the function from our custom retrain.py file  
from retrain import retrain
```

```
#Now we'll train our model and generate our model/graph file 'output_graph.pb'  
retrain('toy_images')
```

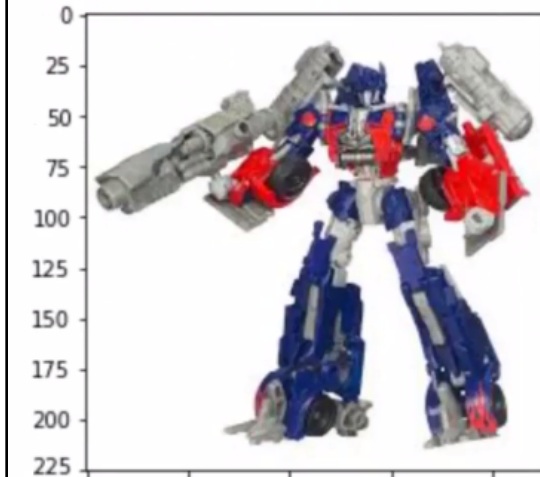
```
Retraining with images in directory: toy_images  
Converted 378 variables to const ops.
```

```
#Confirm that it worked
!ls *.pb


#should see file "output_graph.pb

classify_image_graph_def.pb
output_graph - Copy.pb
output_graph.pb
```

```
transformers 0.999356
gi joe 0.0005511869
barbie 4.677048e-05
my little pony 4.608043e-05
```



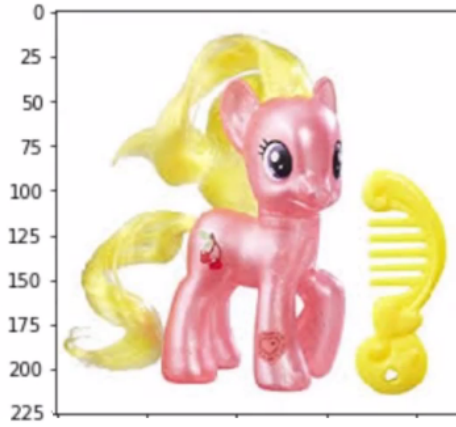
transformers 0.98937875
barbie 0.0064697447
gi joe 0.003952643
my little pony 0.00019881024



my little pony 0.99906
barbie 0.00081196585
transformers 8.224221e-05
gi joe 4.580088e-05



my little pony 0.9998729
barbie 0.00011279018
transformers 7.585655e-06
gi joe 6.6580324e-06



gi joe 0.9767354
transformers 0.020028114
barbie 0.0028766098
my little pony 0.00035978633



```
barbie 0.99953246
my little pony 0.0002746276
transformers 0.00013877105
gi joe 5.407119e-05
```



```
In [2]: print(tensorflow.Session())
2018-04-29 23:40:34.654575: I T:\src\github\tensorflow\tensorflow\core\platform\cpu_feature_guard.cc:140] Your CPU supports instructions that
this TensorFlow binary was not compiled to use: AVX2
2018-04-29 23:40:35.152570: I T:\src\github\tensorflow\tensorflow\core\common_runtime\gpu\gpu_device.cc:1356] Found device 0 with properties:
name: GeForce GTX 970M major: 5 minor: 2 memoryClockRate(GHz): 1.038
pciBusID: 0000:01:00.0
totalMemory: 6.00GiB freeMemory: 4.90GiB
```