Chapter 1: Getting Started with Gephi

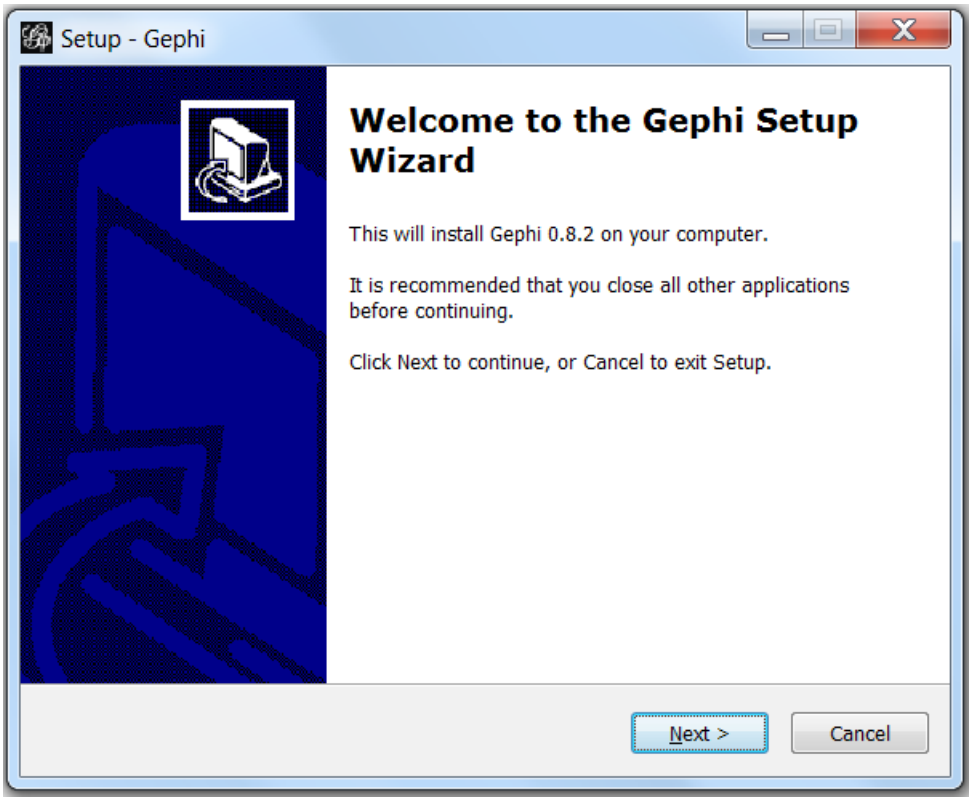

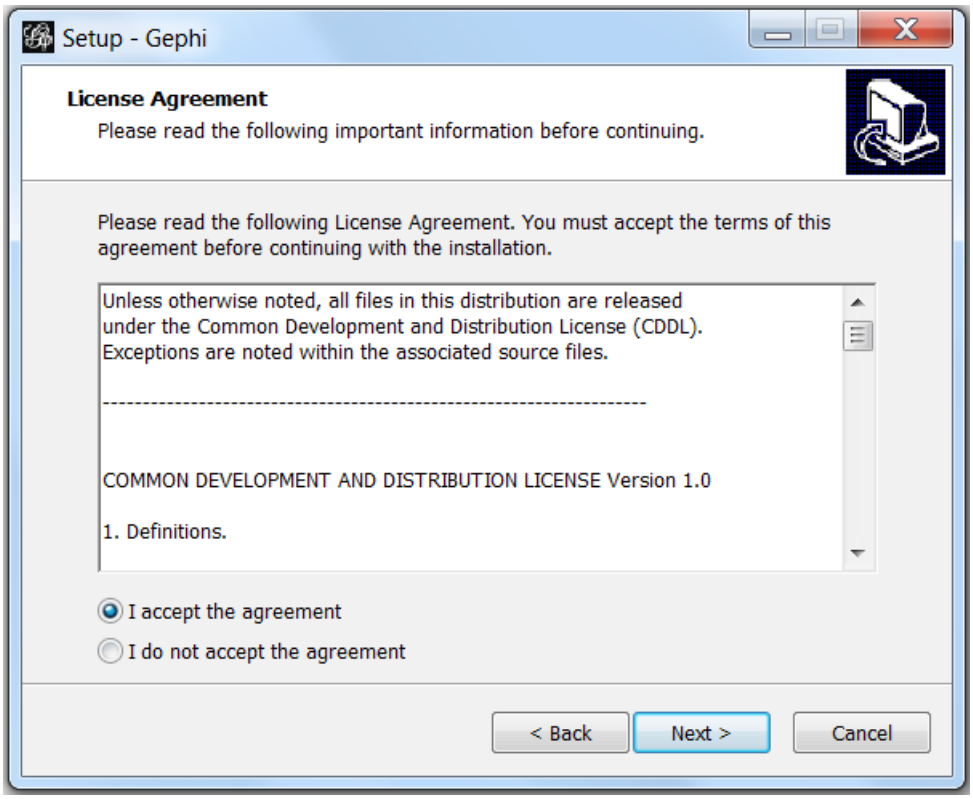
Setup - Gephi
License Agreement
Please read the following important information before continuing.
Please read the following License Agreement. You must accept the terms of this agreement before continuing with the installation.
Unless otherwise noted, all files in this distribution are released
under the Common Development and Distribution License (CDDL).
Exceptions are noted within the associated source files.

COMMON DEVELOPMENT AND DISTRIBUTION LICENSE Version 1.0
1. Definitions.
I accept the agreement
I do not accept the agreement
< Back
Next >
Cancel

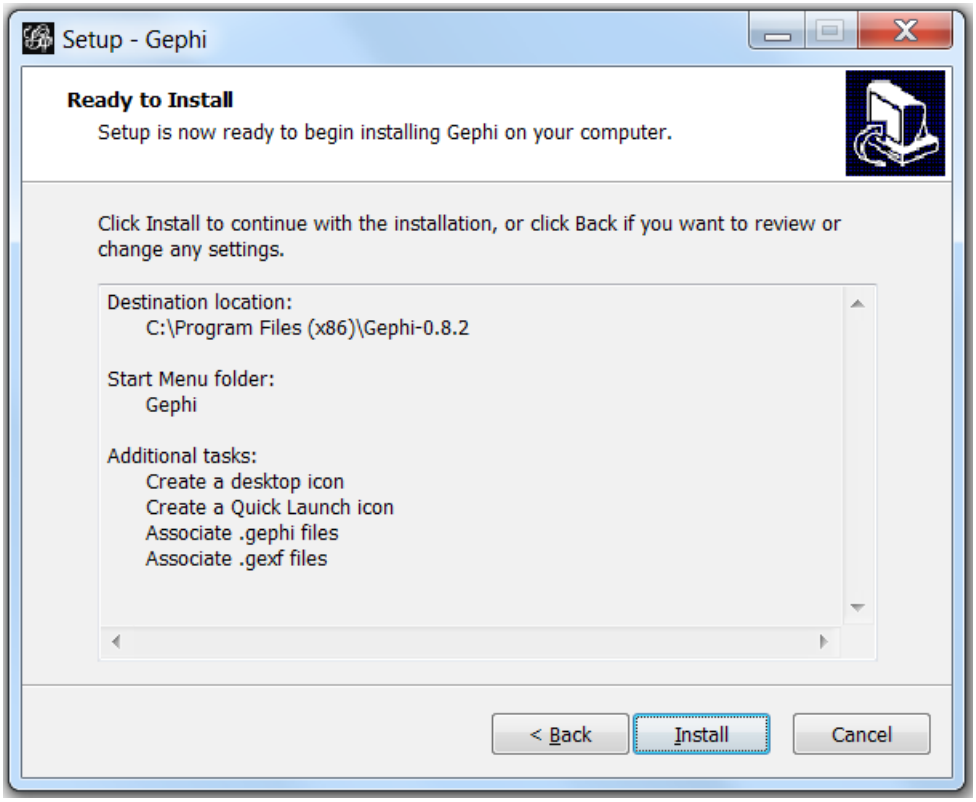
Setup - Gephi
Ready to Install
Setup is now ready to begin installing Gephi on your computer.
Click Install to continue with the installation, or click Back if you want to review or change any settings.
Destination location:
C:\Program Files (x86)\Gephi-0.8.2
Start Menu folder:
Gephi
Additional tasks:
Create a desktop icon
Create a Quick Launch icon
Associate .gephi files
Associate .gexf files
< Back
Install
Cancel

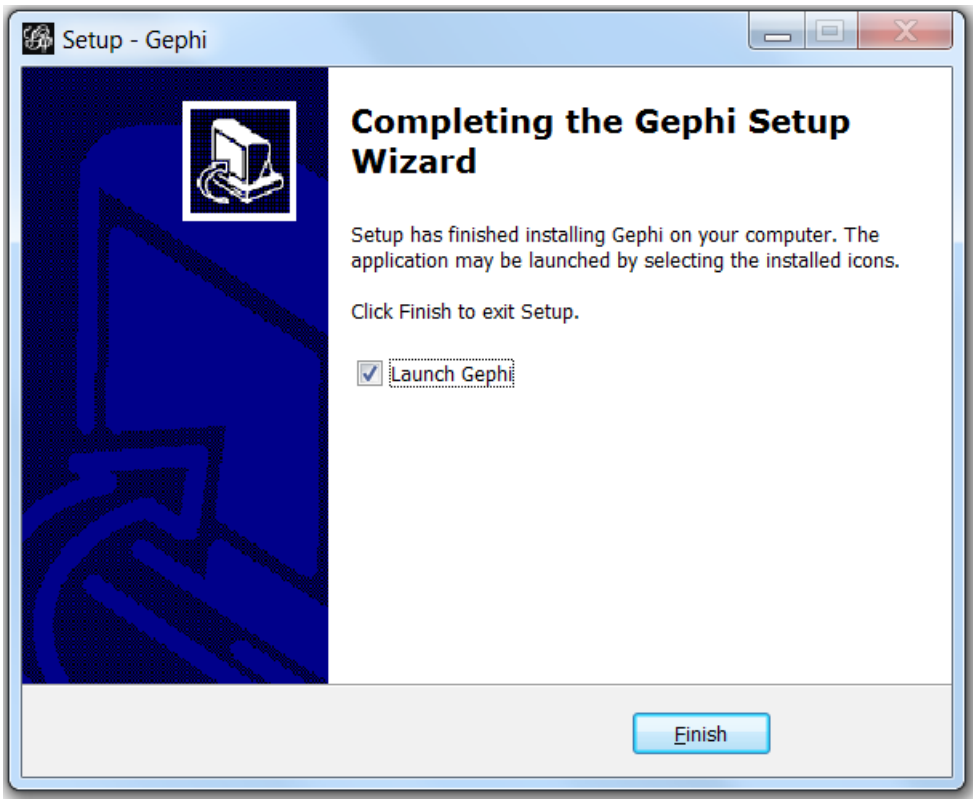
Setup - Gephi
Completing the Gephi Setup Wizard
Setup has finished installing Gephi on your computer. The application may be launched by selecting the installed icons.
Click Finish to exit Setup.
Launch Gephi
Finish

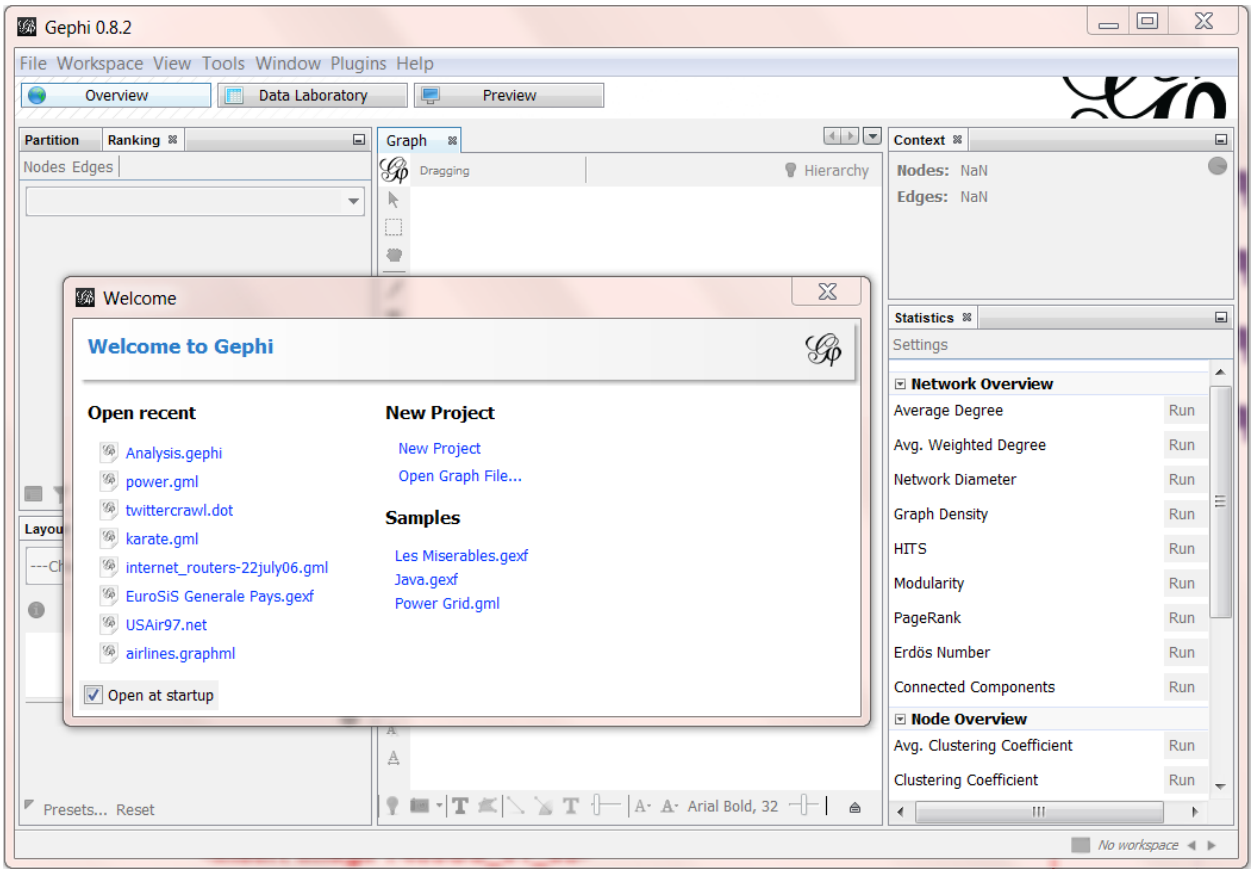
Gephi 0.8.2
File Workspace View Tools Window Plugins Help
Overview
Data Laboratory
Preview
Partition
Ranking
Nodes Edges
Graph
Dragging
Hierarchy
Context
Nodes: NaN
Edges: NaN
Welcome
Welcome to Gephi
Open recent
Analysis.gephi
power.gml
twittercrawl.dot
karate.gml
internet_routers-22july06.gml
EuroSiS Generale Pays.gexf
USAir97.net
airlines.graphml
Open at startup
New Project
New Project
Open Graph File...
Samples
Les Miserables.gexf
Java.gexf
Power Grid.gml
Statistics
Settings
Network Overview
Average Degree
Avg. Weighted Degree
Network Diameter
Graph Density
HITS
Modularity
PageRank
Erdös Number
Connected Components
Node Overview
Avg. Clustering Coefficient
Clustering Coefficient
Run
Presets... Reset
Arial Bold, 32
No workspace

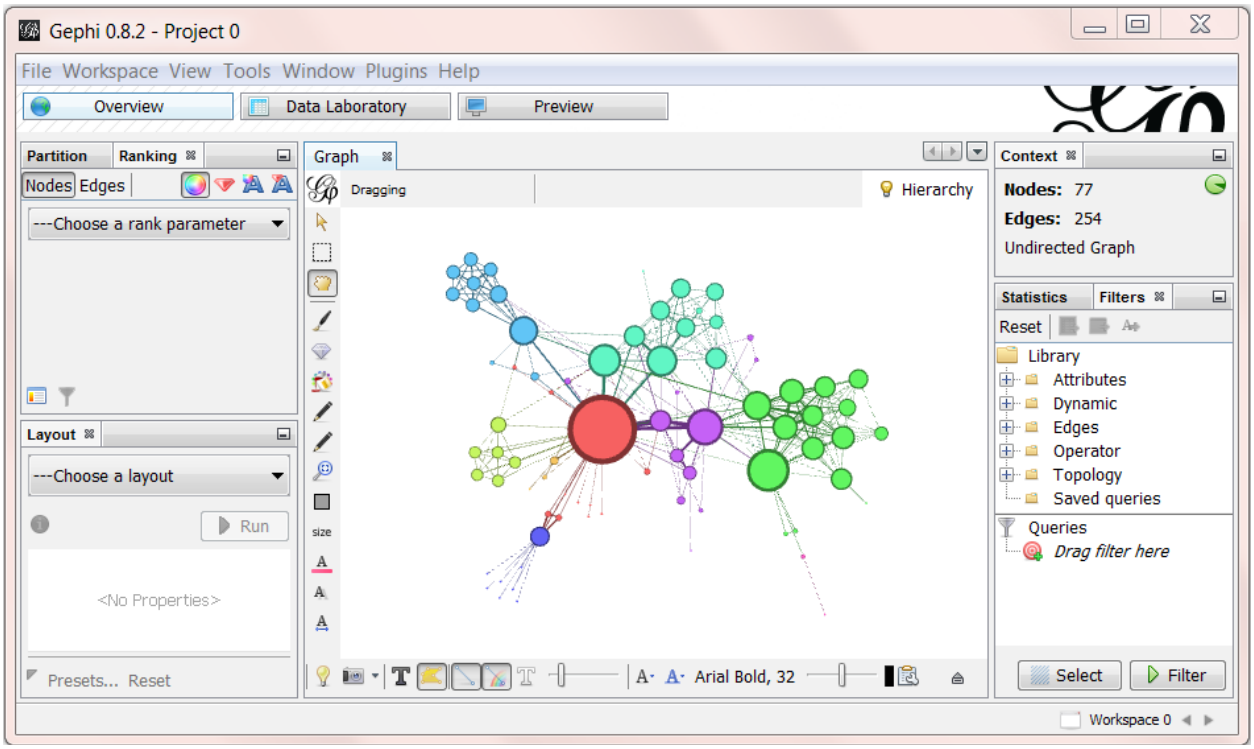
Gephi 0.8.2 - Project 0
File Workspace View Tools Window Plugins Help
Overview
Data Laboratory
Preview
Partition
Ranking
Nodes Edges
---Choose a rank parameter
Layout
---Choose a layout
Run
<No Properties>
Presets... Reset
Graph
Dragging
Hierarchy
size
Arial Bold, 32
Context
Nodes: 77
Edges: 254
Undirected Graph
Statistics
Filters
Reset
Library
Attributes
Dynamic
Edges
Operator
Topology
Saved queries
Queries
Drag filter here
Select
Filter
Workspace 0

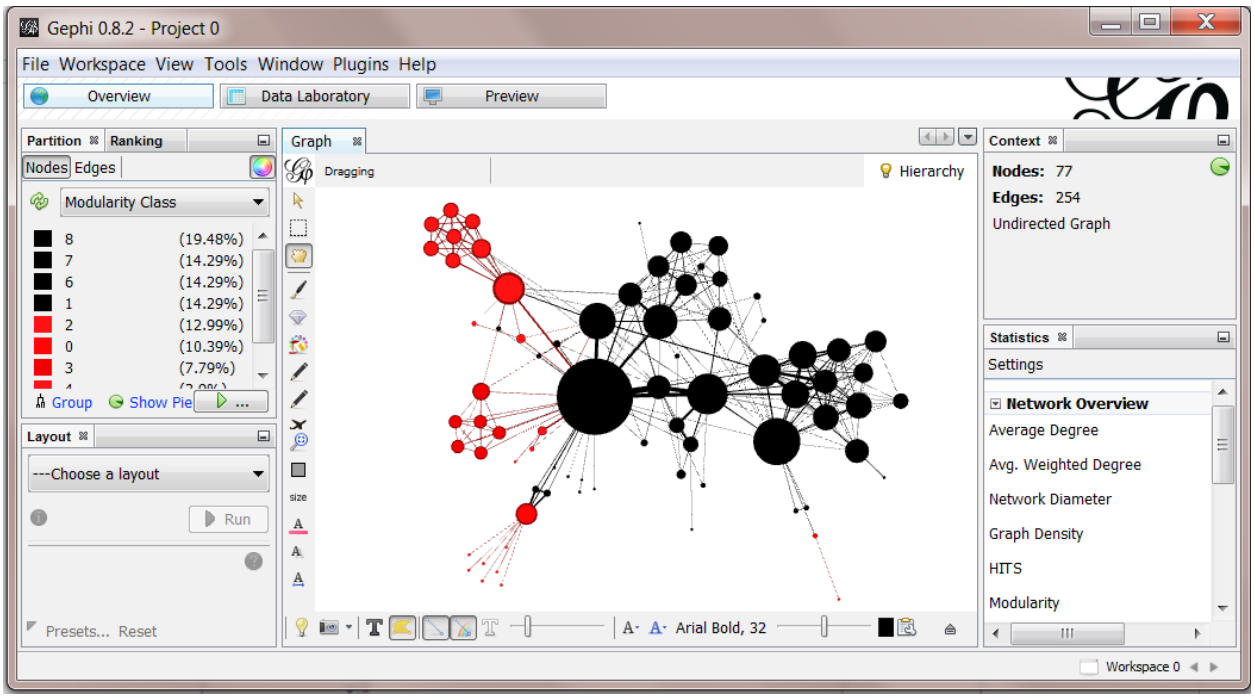
Gephi 0.8.2 - Project 0
File Workspace View Tools Window Plugins Help
Overview
Data Laboratory
Preview
Partition
Ranking
Nodes Edges
Modularity Class
8 (19.48%)
7 (14.29%)
6 (14.29%)
1 (14.29%)
2 (12.99%)
0 (10.39%)
3 (7.79%)
Group
Show Pie
Layout
---Choose a layout
Run
Presets... Reset
Graph
Dragging
Hierarchy
size
Arial Bold, 32
Context
Nodes: 77
Edges: 254
Undirected Graph
Statistics
Settings
Network Overview
Average Degree
Avg. Weighted Degree
Network Diameter
Graph Density
HITS
Modularity
Workspace 0

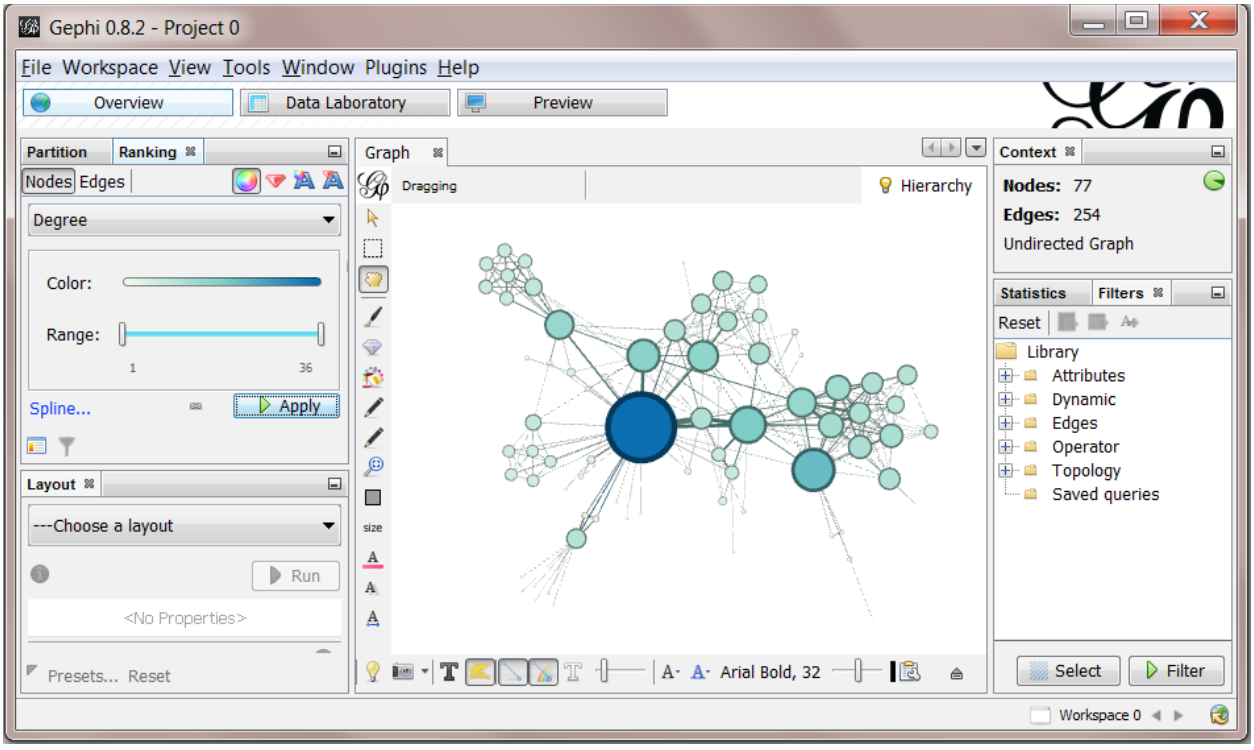
Gephi 0.8.2 - Project 0
File Workspace View Tools Window Plugins Help
Overview
Data Laboratory
Preview
Partition
Ranking
Nodes Edges
Degree
Color:
Range:
1
36
Spline...
Apply
Layout
---Choose a layout
Run
<No Properties>
Presets... Reset
Graph
Dragging
Hierarchy
size
Arial Bold, 32
Context
Nodes: 77
Edges: 254
Undirected Graph
Statistics
Filters
Reset
Library
Attributes
Dynamic
Edges
Operator
Topology
Saved queries
Select
Filter
Workspace 0

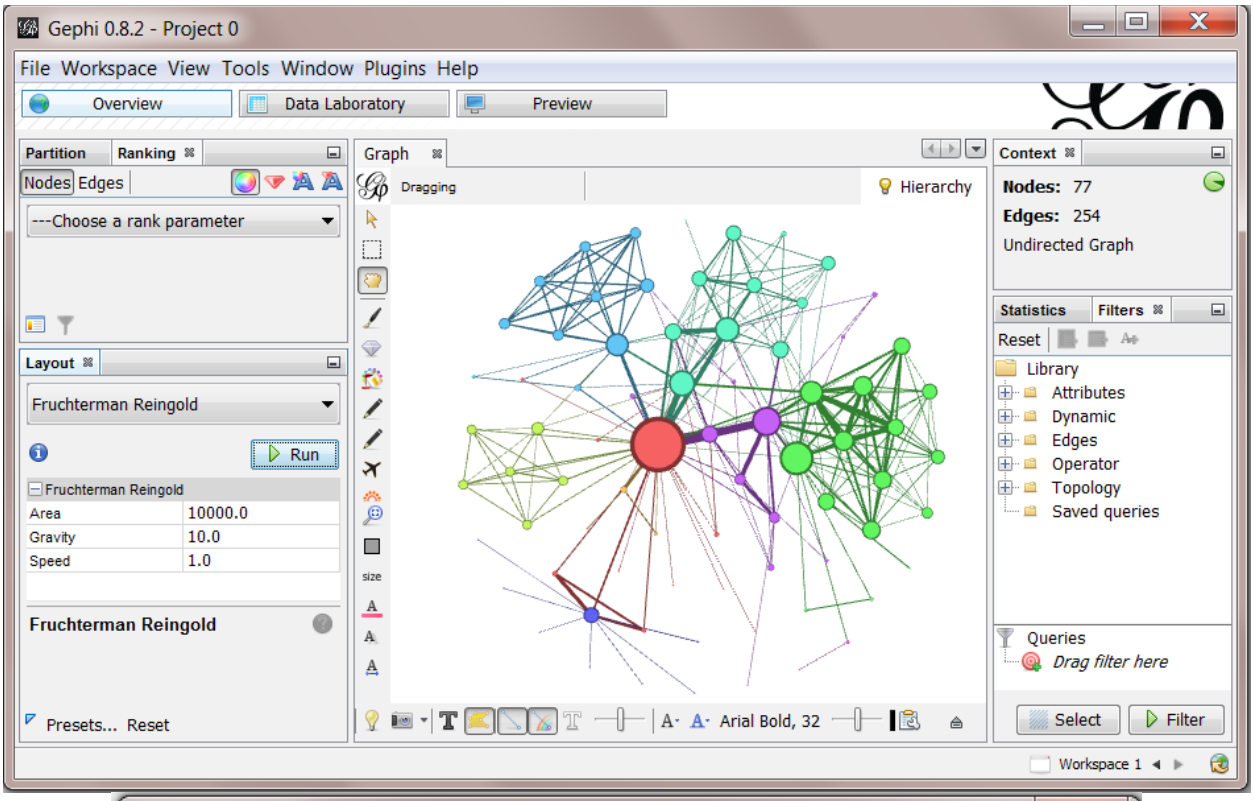
Gephi 0.8.2 - Project 0
File Workspace View Tools Window Plugins Help
Overview
Data Laboratory
Preview
Partition
Ranking
Nodes Edges
---Choose a rank parameter
Layout
Fruchterman Reingold
Run
Fruchterman Reingold
Area 10000.0
Gravity 10.0
Speed 1.0
Fruchterman Reingold
Presets... Reset
Graph
Dragging
Hierarchy
size
Arial Bold, 32
Context
Nodes: 77
Edges: 254
Undirected Graph
Statistics
Filters
Reset
Library
Attributes
Dynamic
Edges
Operator
Topology
Saved queries
Queries
Drag filter here
Select
Filter
Workspace 1

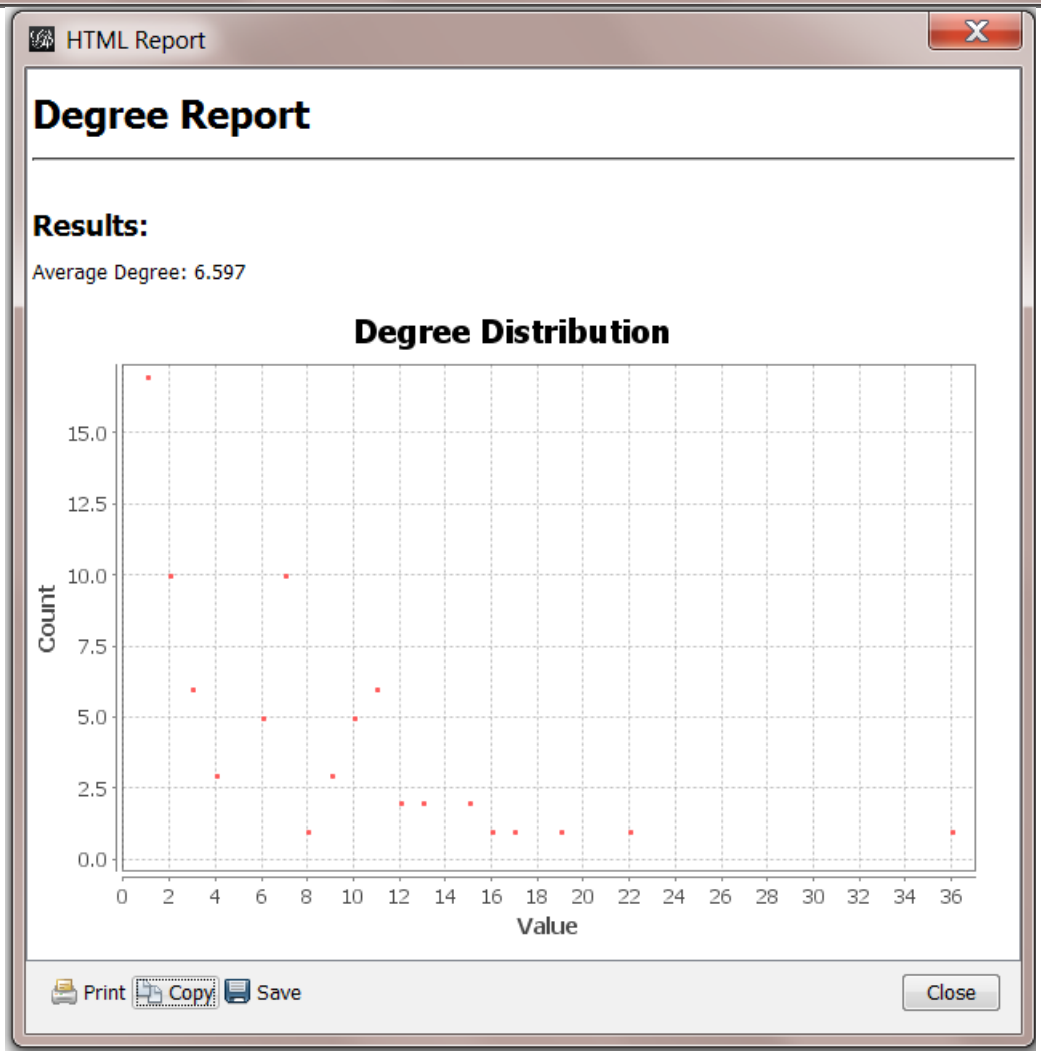
HTML Report
Degree Report
Results:
Average Degree: 6.597
Degree Distribution
Count
15.0
12.5
10.0
7.5
5.0
2.5
0.0
0 2 4 6 8 10 12 14 16 18 20 22 24 26 28 30 32 34 36
Value
Print
Copy
Save
Close

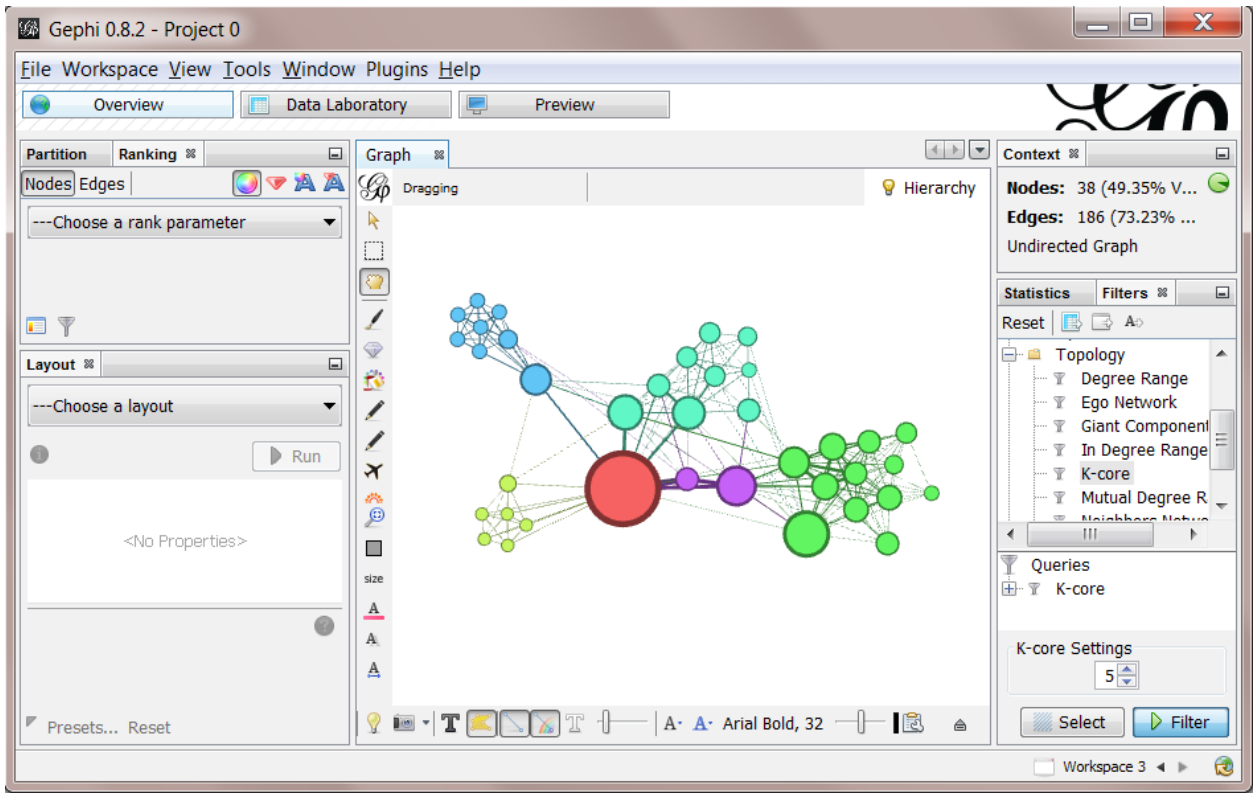
Gephi 0.8.2 - Project 0
File Workspace View Tools Window Plugins Help
Overview
Data Laboratory
Preview
Partition
Ranking
Nodes Edges
---Choose a rank parameter
Layout
---Choose a layout
Run
<No Properties>
Presets... Reset
Graph
Dragging
Hierarchy
size
Arial Bold, 32
Context
Nodes: 38 (49.35% V...
Edges: 186 (73.23% ...
Undirected Graph
Statistics
Filters
Reset
Topology
Degree Range
Ego Network
Giant Component
In Degree Range
K-core
Mutual Degree R
Queries
K-core
K-core Settings
5
Select
Filter
Workspace 3

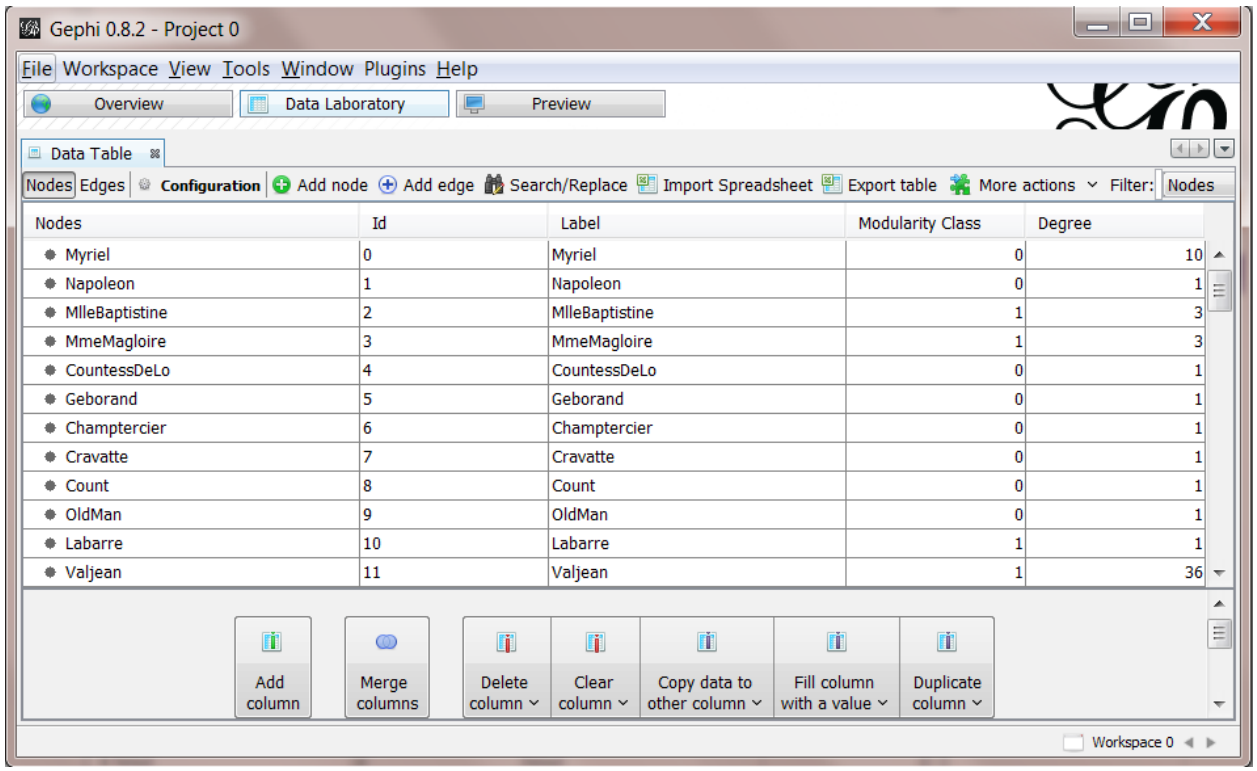
Gephi 0.8.2 - Project 0
File Workspace View Tools Window Plugins Help
Overview
Data Laboratory
Preview
Data Table
Nodes Edges Configuration Add node Add edge Search/Replace Import Spreadsheet Export table More actions Filter: Nodes
Nodes | Id | Label | Modularity Class | Degree
Myriel | 0 | Myriel | 0 | 10
Napoleon | 1 | Napoleon | 0 | 1
MlleBaptistine | 2 | MlleBaptistine | 1 | 3
MmeMagloire | 3 | MmeMagloire | 1 | 3
CountessDeLo | 4 | CountessDeLo | 0 | 1
Geborand | 5 | Geborand | 0 | 1
Champtercier | 6 | Champtercier | 0 | 1
Cravatte | 7 | Cravatte | 0 | 1
Count | 8 | Count | 0 | 1
OldMan | 9 | OldMan | 0 | 1
Labarre | 10 | Labarre | 1 | 1
Valjean | 11 | Valjean | 1 | 36
Add column
Merge columns
Delete column
Clear column
Copy data to other column
Fill column with a value
Duplicate column
Workspace 0

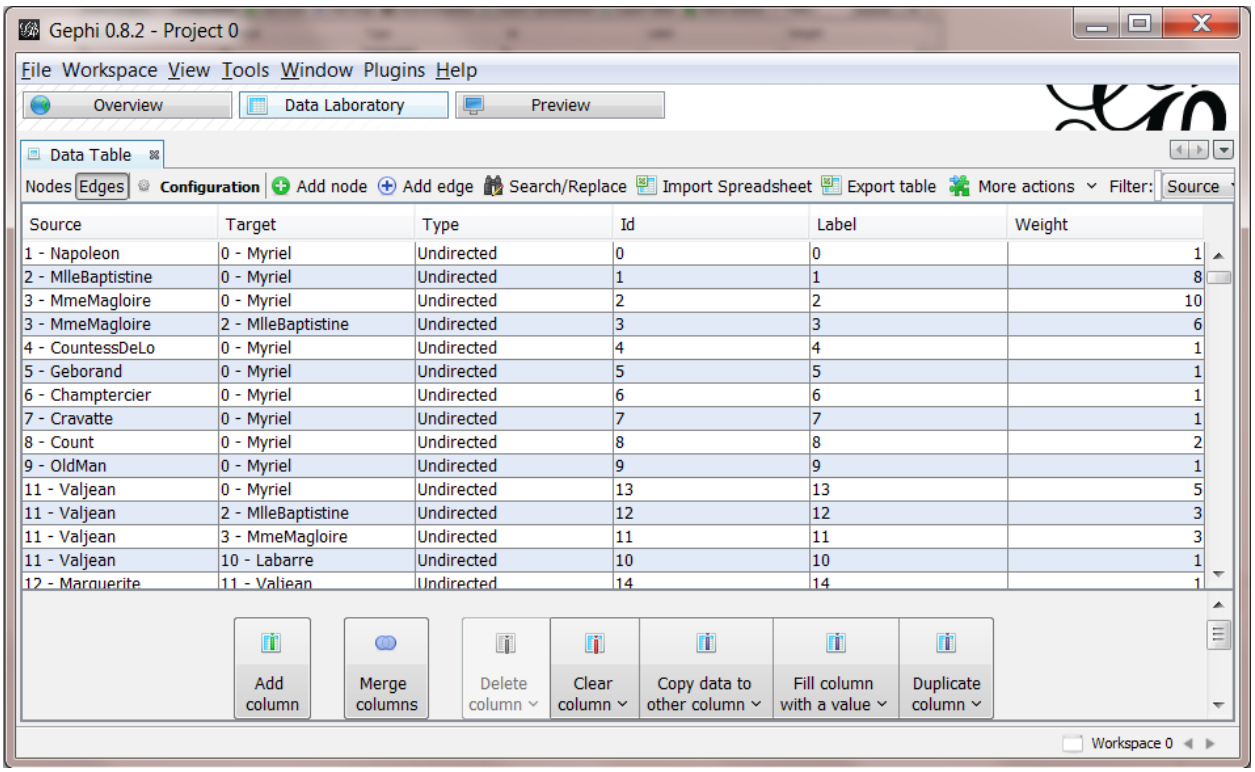
Gephi 0.8.2 - Project 0
File Workspace View Tools Window Plugins Help
Overview
Data Laboratory
Preview
Data Table
Nodes Edges Configuration Add node Add edge Search/Replace Import Spreadsheet Export table More actions Filter: Source
Source Target Type Id Label Weight
1 - Napoleon 0 - Myriel Undirected 0 0 1
2 - MlleBaptistine 0 - Myriel Undirected 1 1 8
3 - MmeMagloire 0 - Myriel Undirected 2 2 10
3 - MmeMagloire 2 - MlleBaptistine Undirected 3 3 6
4 - CountessDeLo 0 - Myriel Undirected 4 4 1
5 - Geborand 0 - Myriel Undirected 5 5 1
6 - Champtercier 0 - Myriel Undirected 6 6 1
7 - Cravatte 0 - Myriel Undirected 7 7 1
8 - Count 0 - Myriel Undirected 8 8 2
9 - OldMan 0 - Myriel Undirected 9 9 1
11 - Valjean 0 - Myriel Undirected 13 13 5
11 - Valjean 2 - MlleBaptistine Undirected 12 12 3
11 - Valjean 3 - MmeMagloire Undirected 11 11 3
11 - Valjean 10 - Labarre Undirected 10 10 1
12 - Marguerite 11 - Valjean Undirected 14 14 1
Add column
Merge columns
Delete column
Clear column
Copy data to other column
Fill column with a value
Duplicate column
Workspace 0

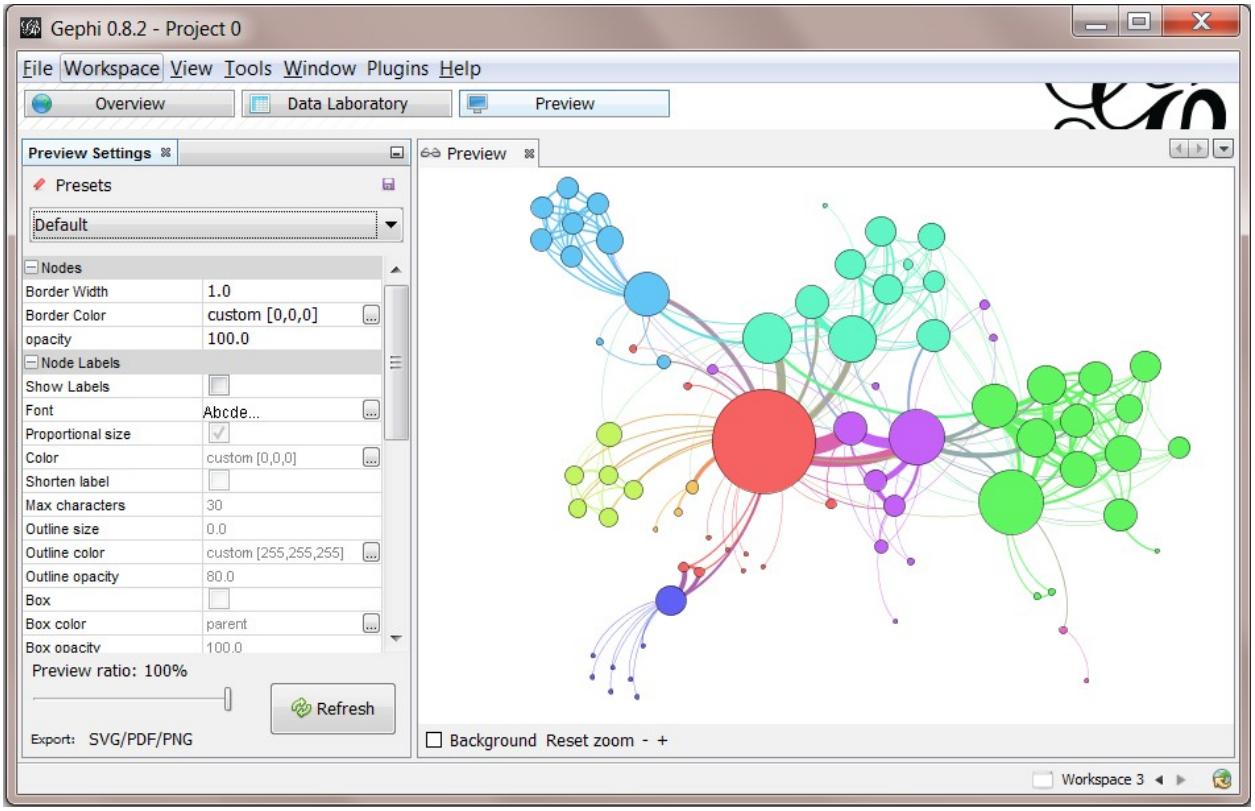
Gephi 0.8.2 - Project 0
File Workspace View Tools Window Plugins Help
Overview
Data Laboratory
Preview
Preview Settings
Presets
Default
Nodes
Border Width 1.0
Border Color custom [0,0,0]
opacity 100.0
Node Labels
Show Labels
Font Abcde...
Proportional size
Color custom [0,0,0]
Shorten label
Max characters 30
Outline size 0.0
Outline color custom [255,255,255]
Outline opacity 80.0
Box
Box color parent
Box opacity 100.0
Preview ratio: 100%
Refresh
Export: SVG/PDF/PNG
Preview
Background Reset zoom - +
Workspace 3

Chapter 2: Basic Graph Manipulations

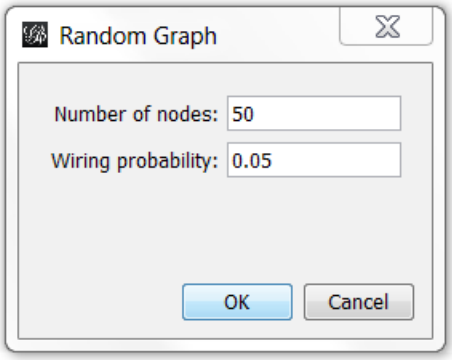

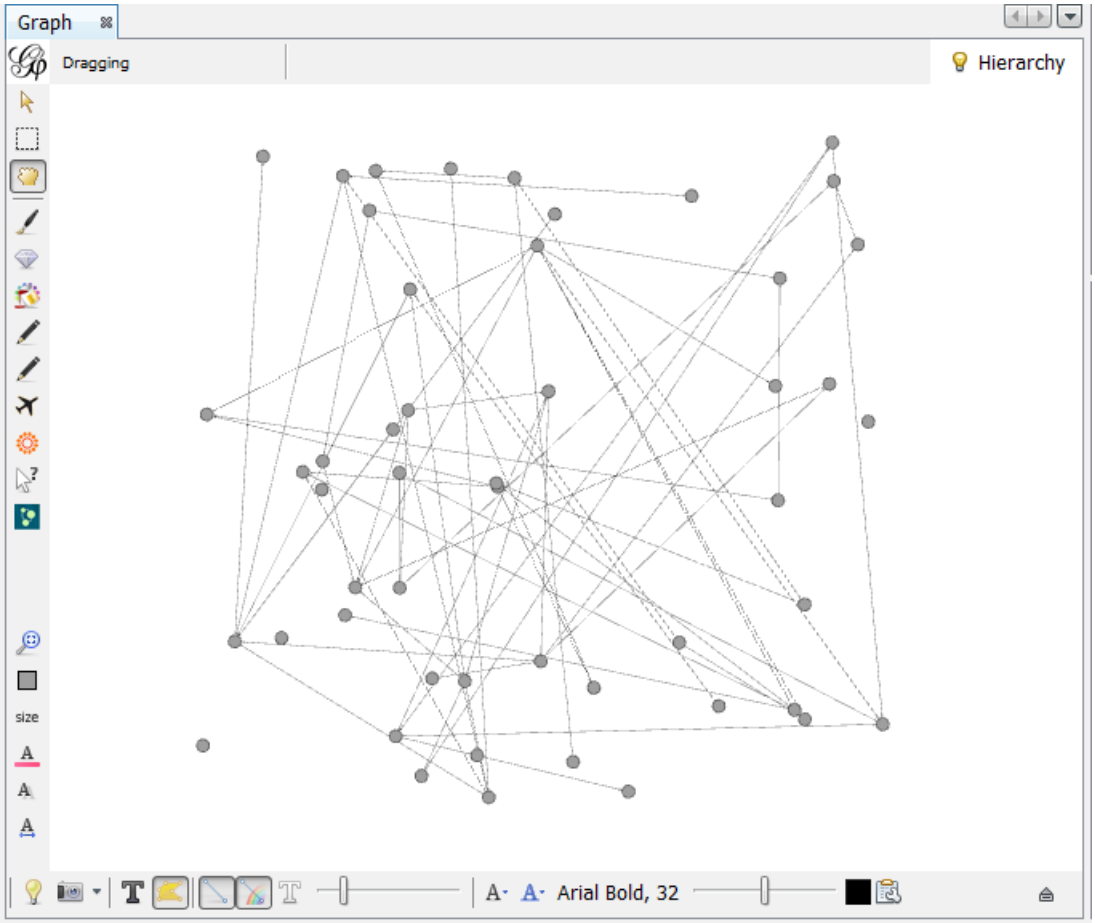

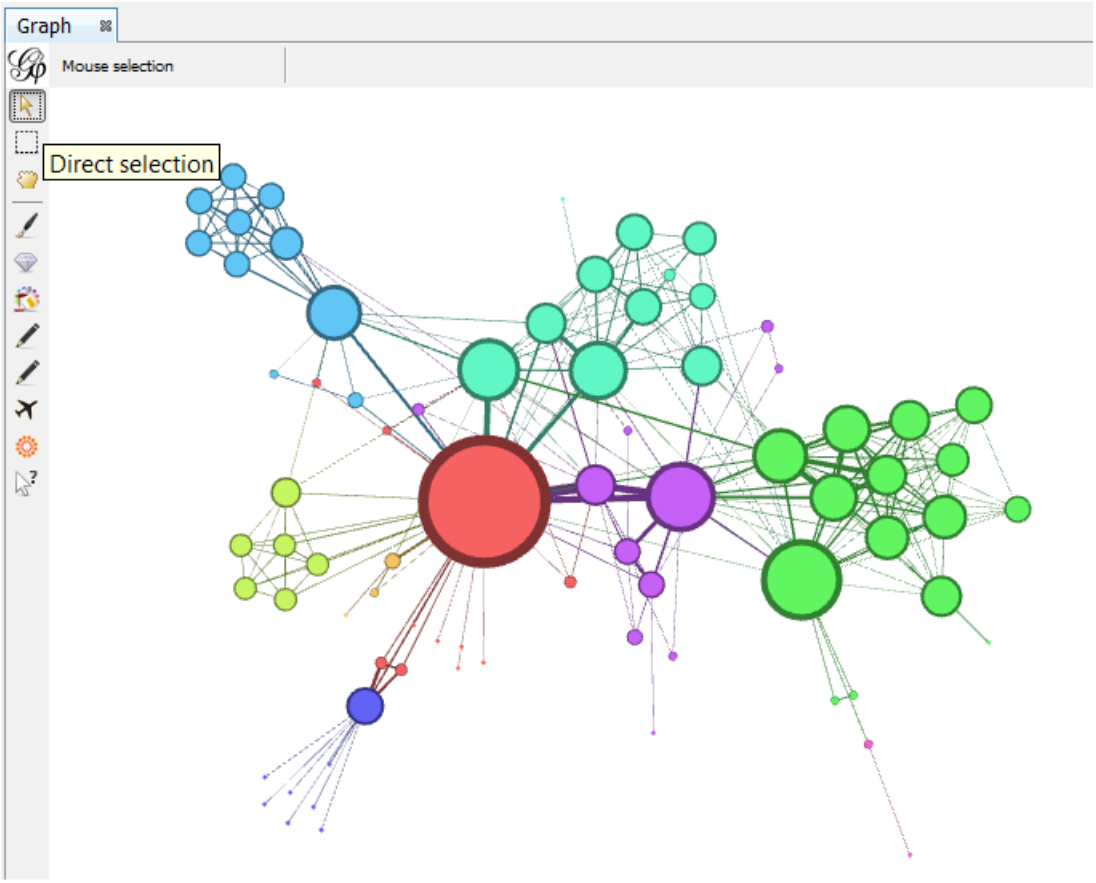
Graph
Mouse selection
Direct selection

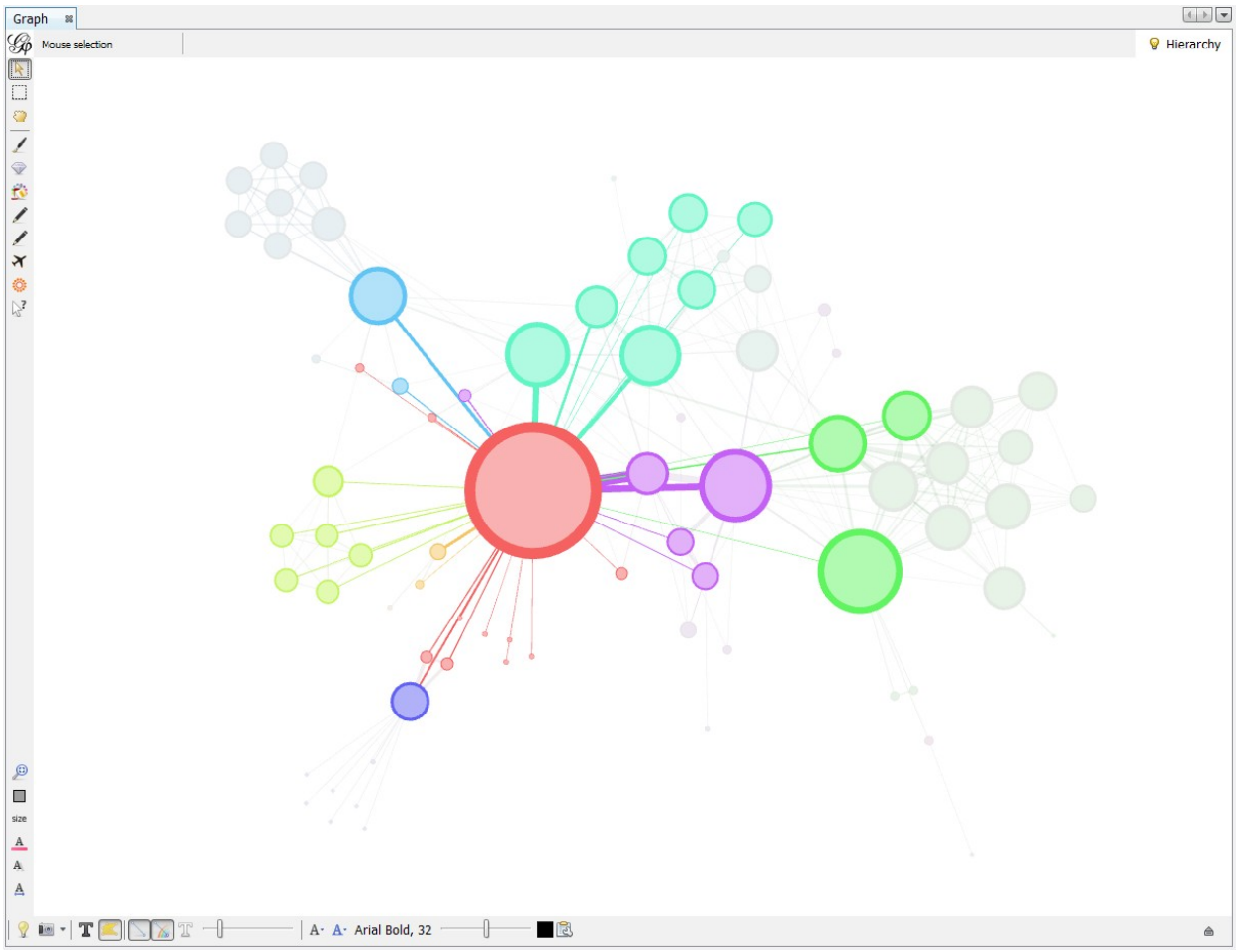
Graph
Mouse selection
Hierarchy
size
Arial Bold, 32

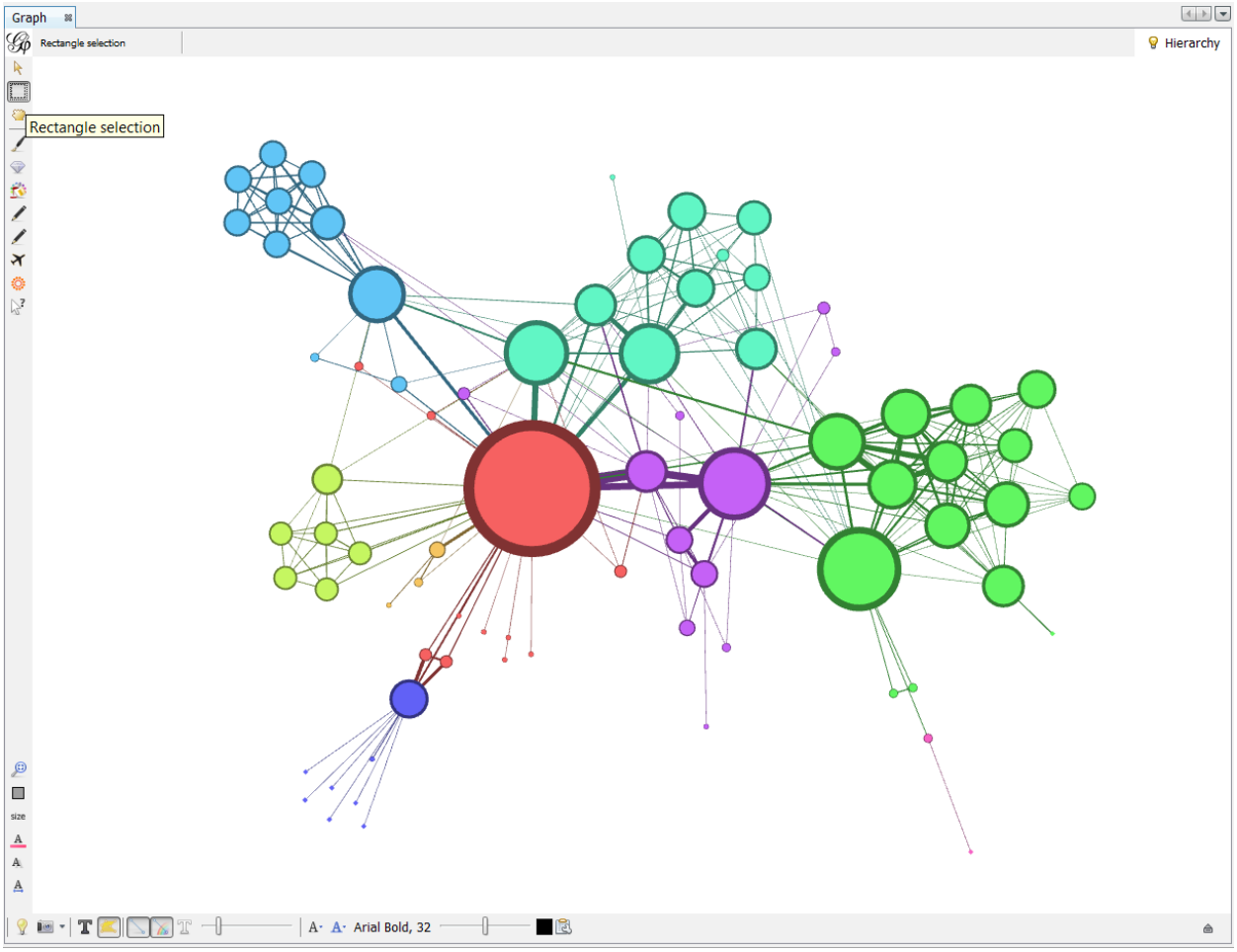
Graph
Rectangle selection
Hierarchy
Rectangle selection
size
Arial Bold, 32

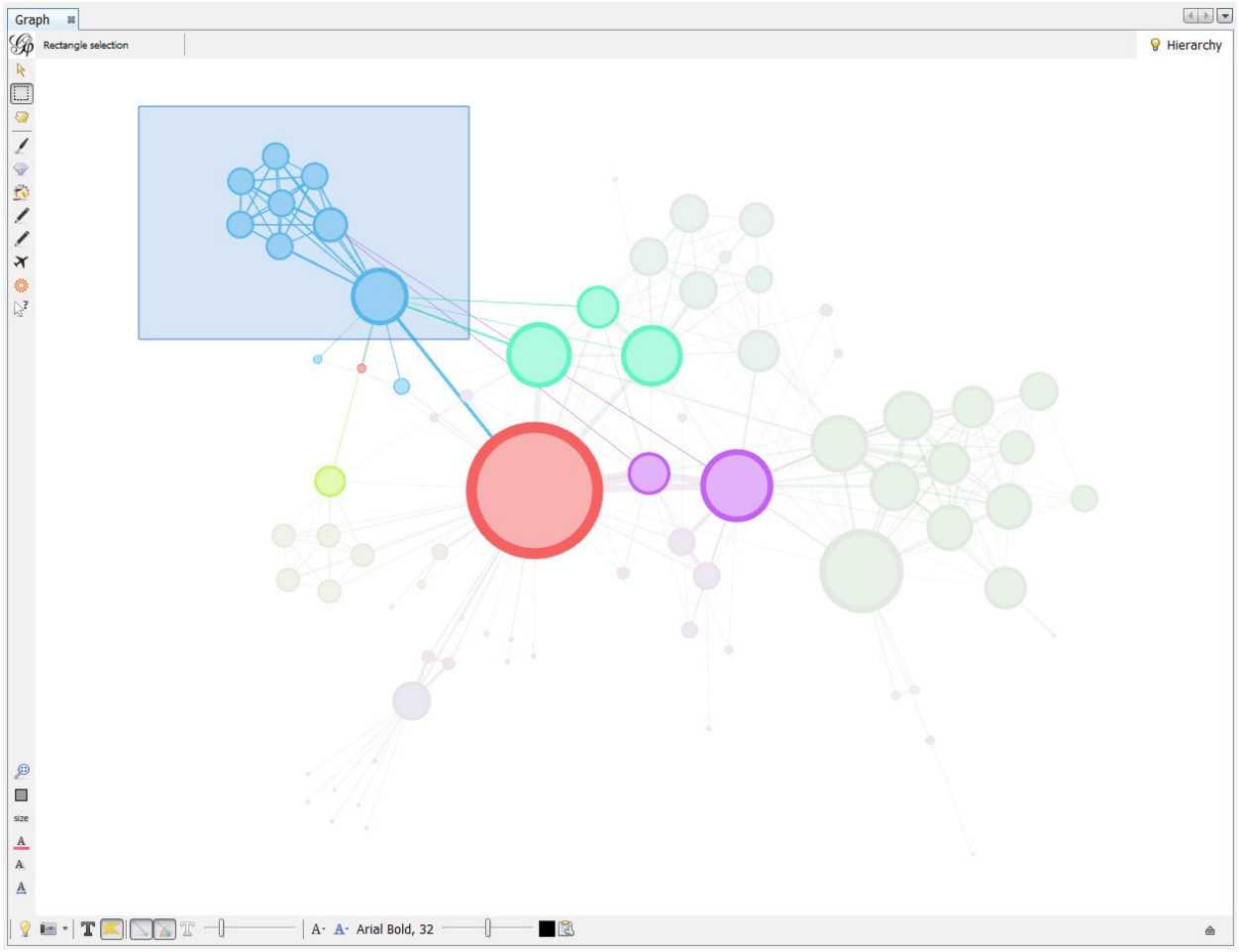
Graph
Rectangle selection
Hierarchy
size
Arial Bold, 32

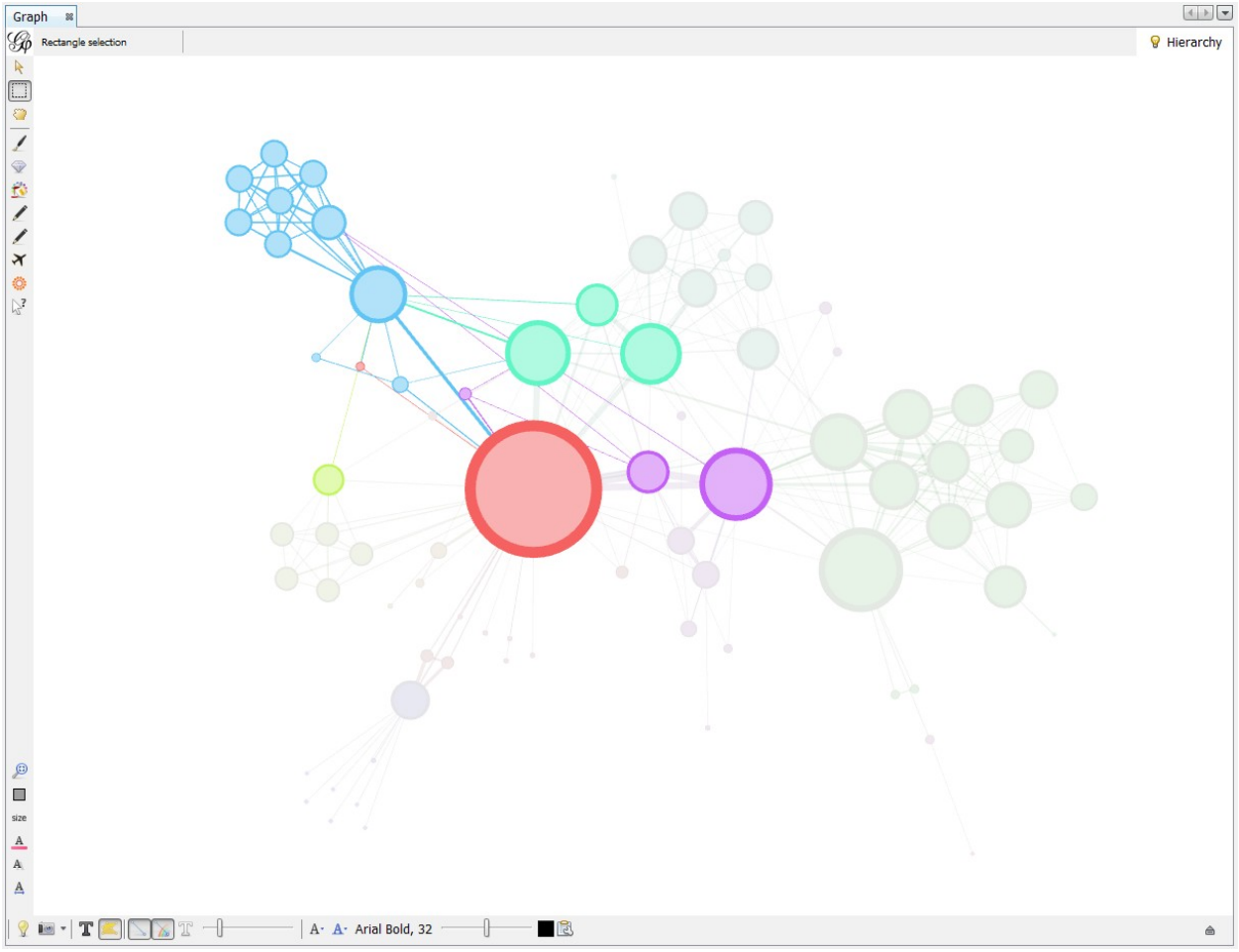
Graph
Rectangle selection
Hierarchy
size
Arial Bold, 32

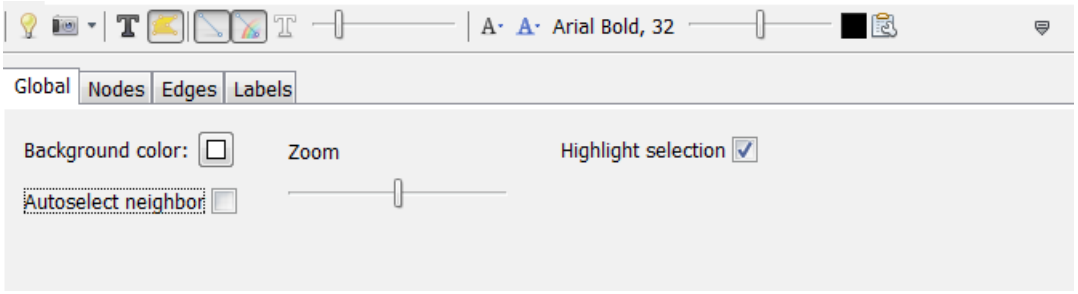
Arial Bold, 32
Global
Nodes
Edges
Labels
Background color:
Zoom
Highlight selection
Autoselect neighbor

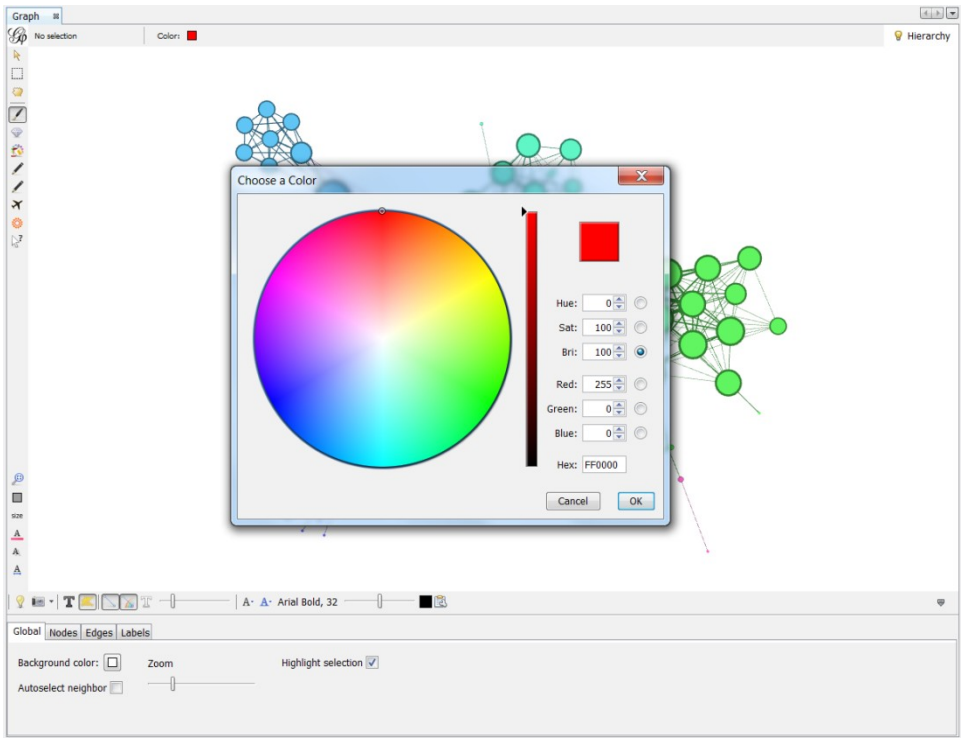
Graph
No selection
Color:
Hierarchy
Choose a Color
Hue: 0
Sat: 100
Bri: 100
Red: 255
Green: 0
Blue: 0
Hex: FF0000
Cancel
OK
Arial Bold, 32
Global
Nodes
Edges
Labels
Background color:
Zoom
Highlight selection
Autoselect neighbor

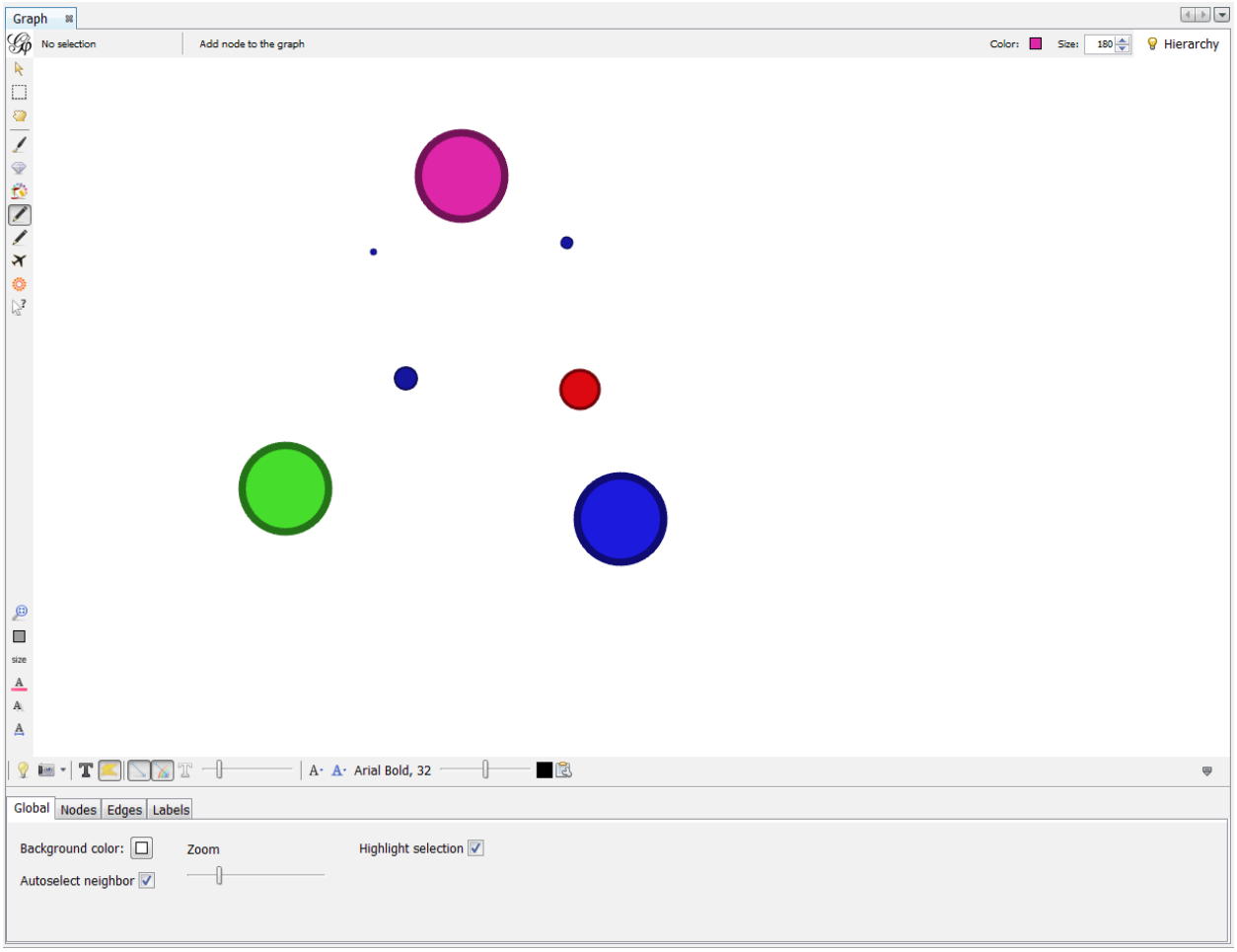
Graph
No selection
Add node to the graph
Color:
Size:
180
Hierarchy
size
Arial Bold, 32
Global
Nodes
Edges
Labels
Background color:
Zoom
Highlight selection
Autoselect neighbor

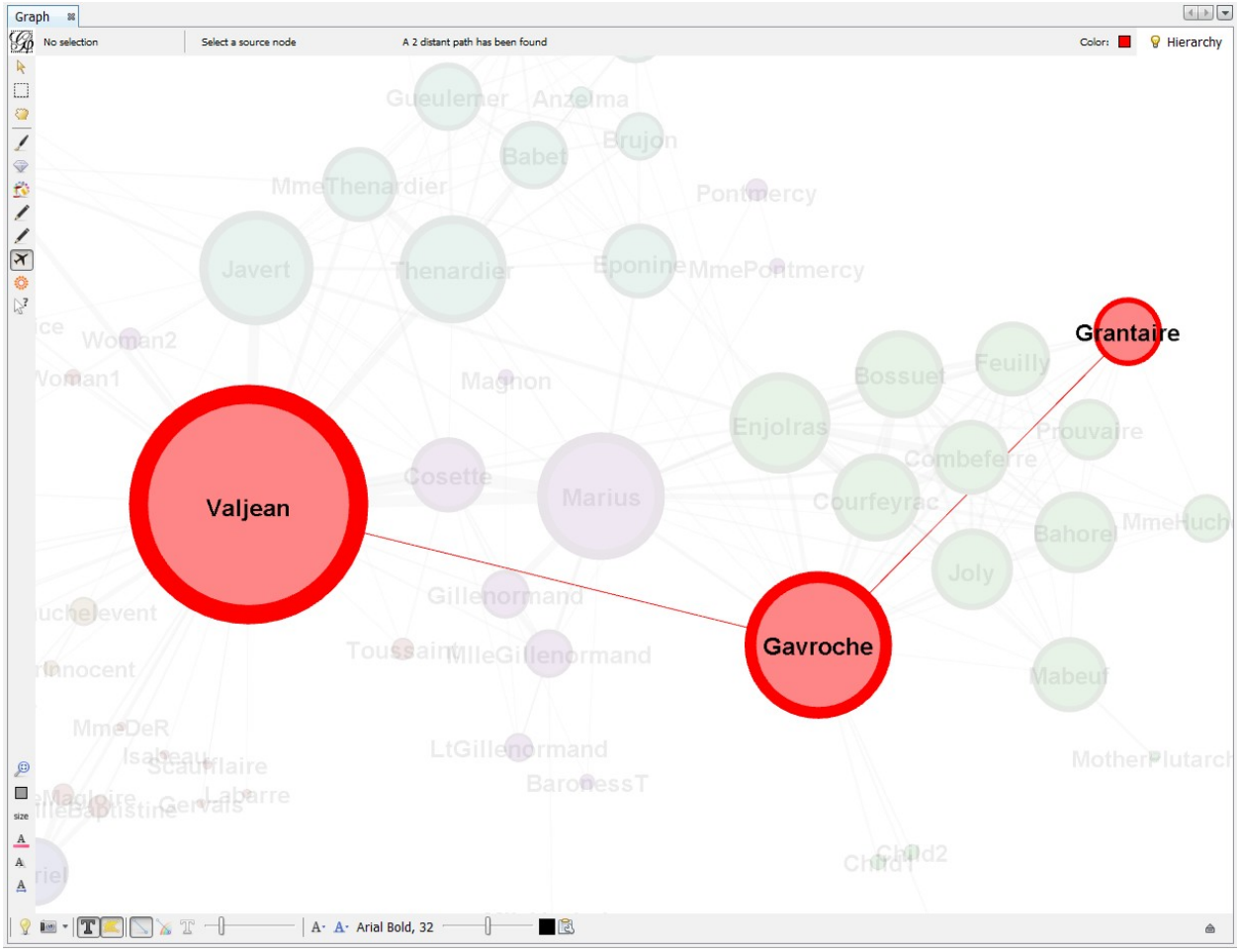
Graph
No selection
Select a source node
A 2 distant path has been found
Color:
Hierarchy
Valjean
Grantaire
Gavroche
Gueulemer
Anzelma
Babet
Brujon
MmeThenardier
Pontmercy
Javert
Thenardier
Eponine
MmePontmercy
Woman2
Woman1
Magnon
Bossuet
Feuilly
Enjolras
Prouvaire
Combeferre
Cosette
Marius
Courfeyrac
Bahorel
MmeHuch
Joly
Gillenormand
Toussaint
MlleGillenormand
Mabeuf
MmeDeR
Isabeau
Scaufflaire
LtGillenormand
BaronessT
MotherPlutarch
Gervais
Labarre
Child2
Child1
Arial Bold, 32

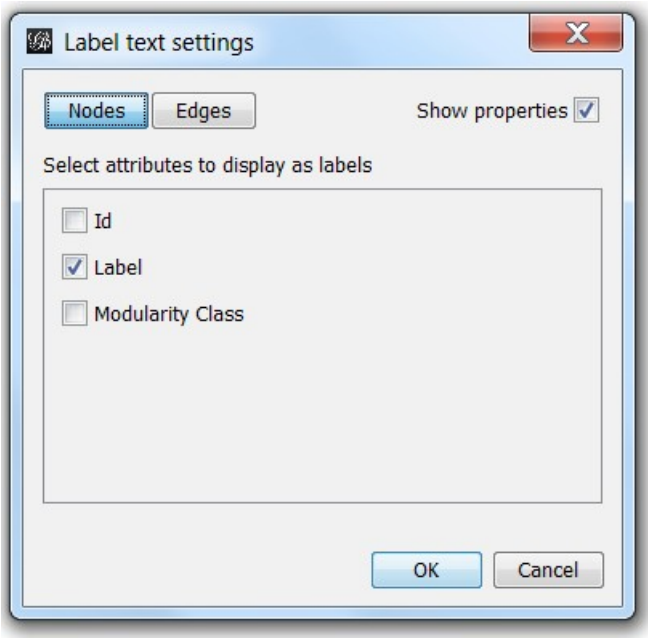
Label text settings
Nodes
Edges
Show properties
Select attributes to display as labels
Id
Label
Modularity Class
OK
Cancel

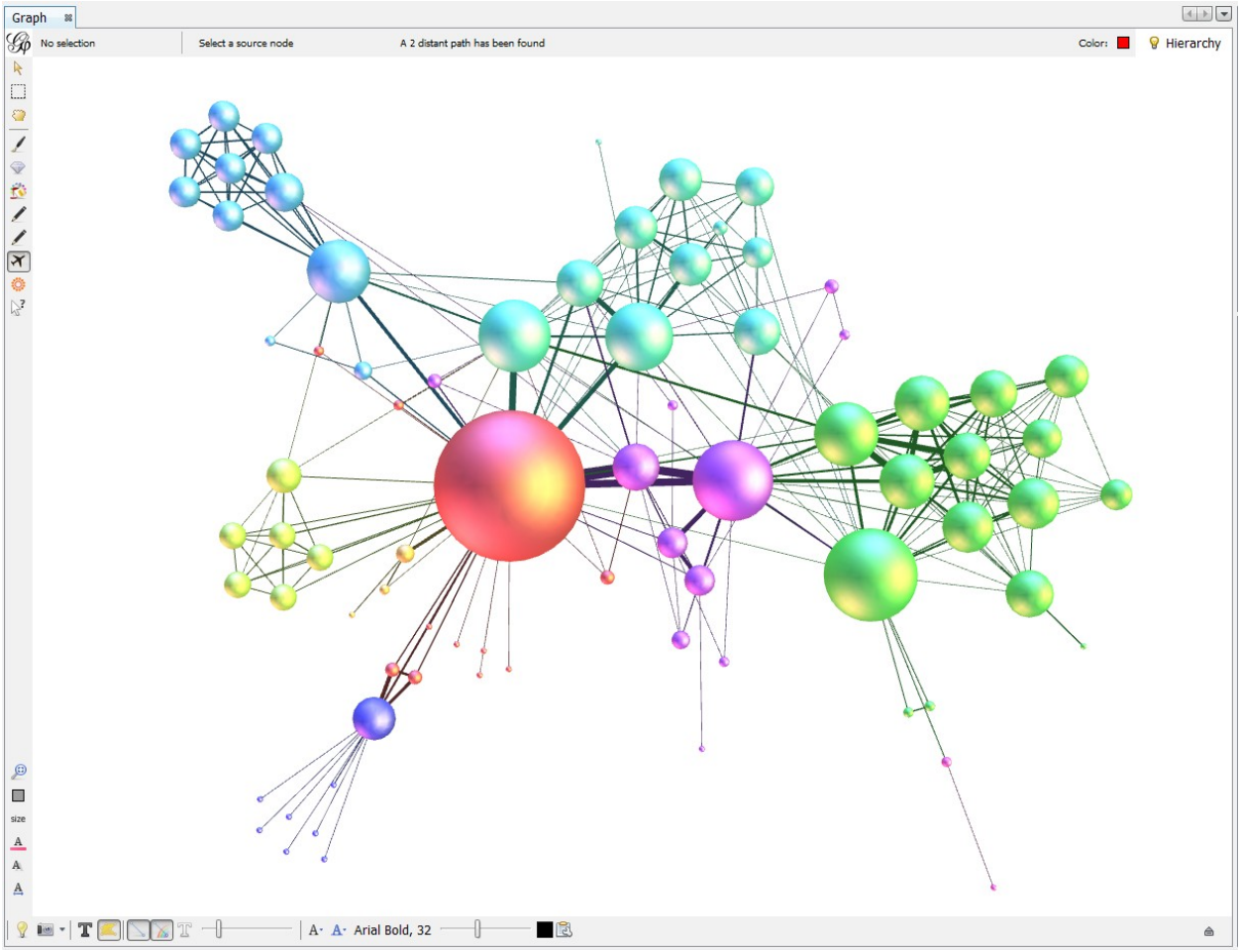
Graph
No selection
Select a source node
A 2 distant path has been found
Color:
Hierarchy
size
Arial Bold, 32

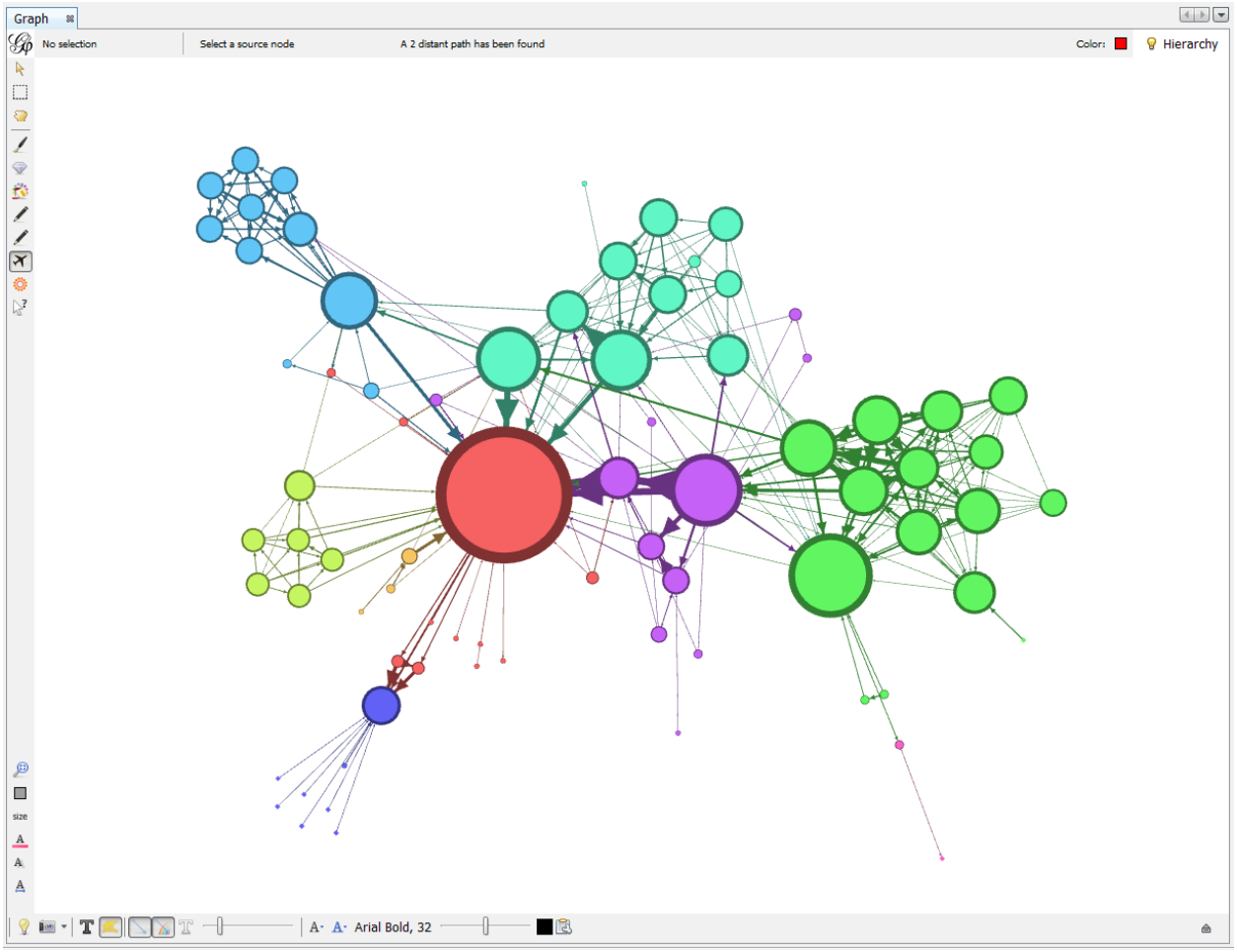
Graph
No selection
Select a source node
A 2 distant path has been found
Color:
Hierarchy
size
Arial Bold, 32

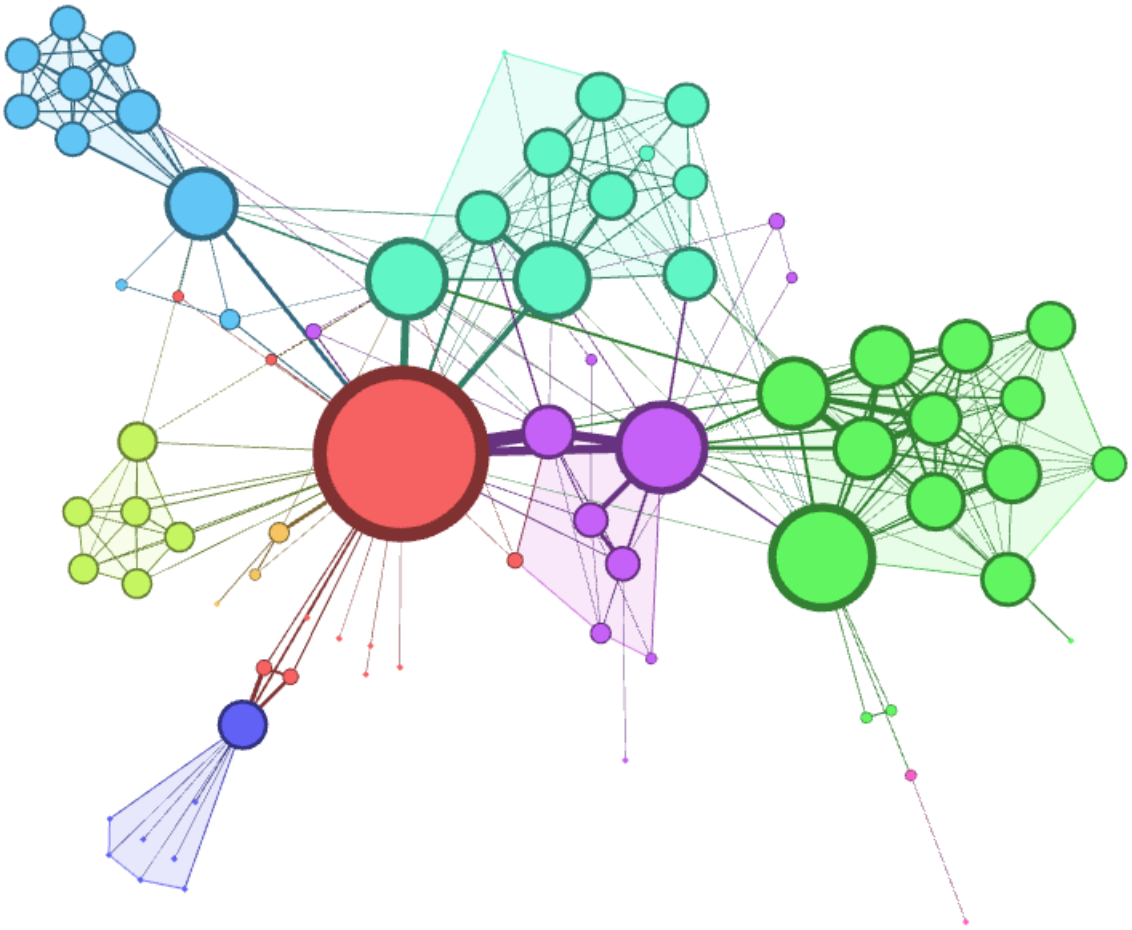

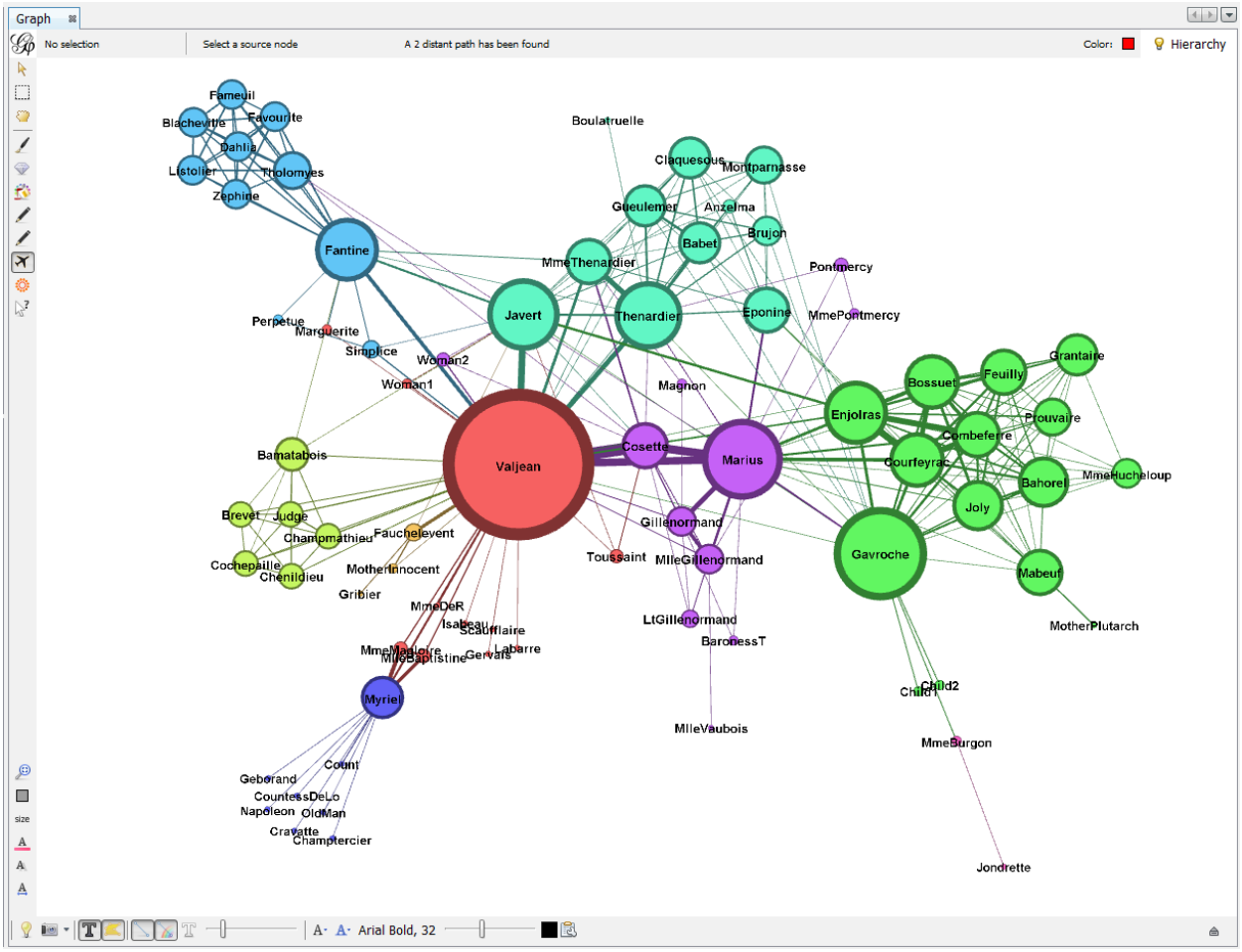
Graph
No selection
Select a source node
A 2 distant path has been found
Color:
Hierarchy
Fameuil
Blacheville
Favourite
Dahlia
Listolier
Tholomyes
Zephine
Fantine
Boulatruelle
Claquesous
Montparnasse
Gueulemer
Anzelma
Babet
Brujon
MmeThenardier
Pontmercy
Javert
Thenardier
Eponine
MmePontmercy
Perpetue
Marguerite
Simplice
Woman2
Woman1
Magnon
Grantaire
Bossuet
Feuilly
Enjolras
Prouvaire
Combeferre
Courfeyrac
Bahorel
MmeHucheloup
Joly
Bamatabois
Valjean
Cosette
Marius
Brevet
Judge
Champmathieu
Fauchelevent
Cochepaille
Chenildieu
MotherInnocent
Gribier
Gillenormand
Toussaint
MlleGillenormand
Gavroche
Mabeuf
MotherPlutarch
MmeDeR
Isabeau
Scaufflaire
Labarre
Gervais
LtGillenormand
BaronessT
Myriel
Child2
Child1
MlleVaubois
MmeBurgon
Geborand
Count
CountessDeLo
Napoleon
OldMan
Cravatte
Champtercier
Jondrette
size
Arial Bold, 32

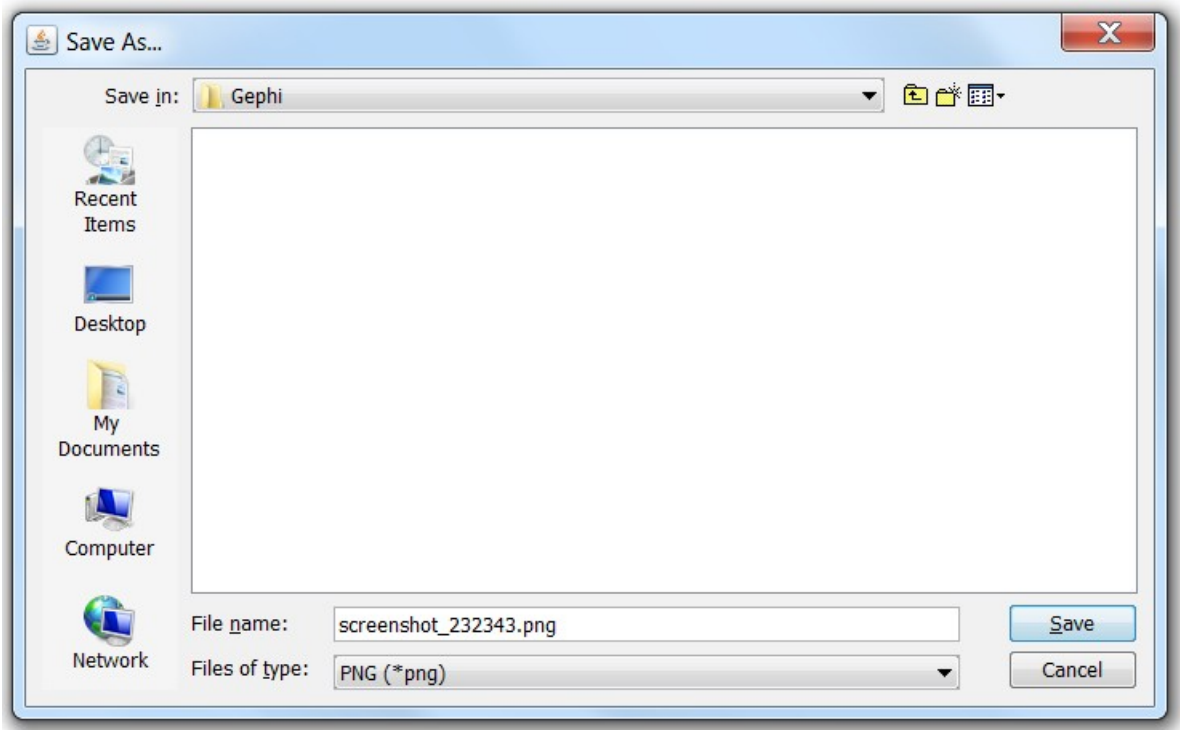

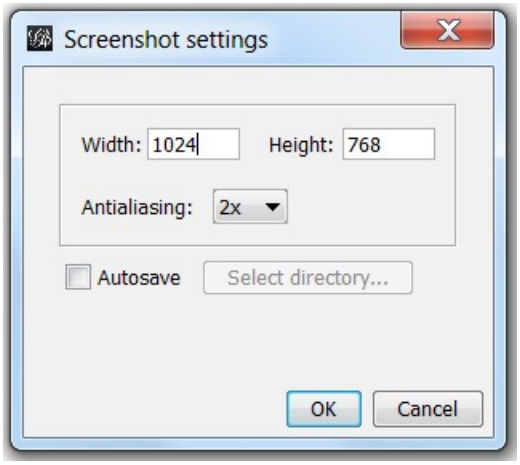

Chapter 3: Using Graph Layout Algorithms

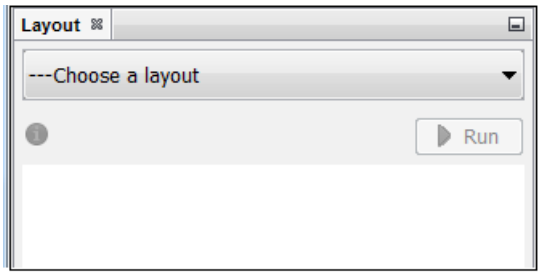
Layout
---Choose a layout
Run

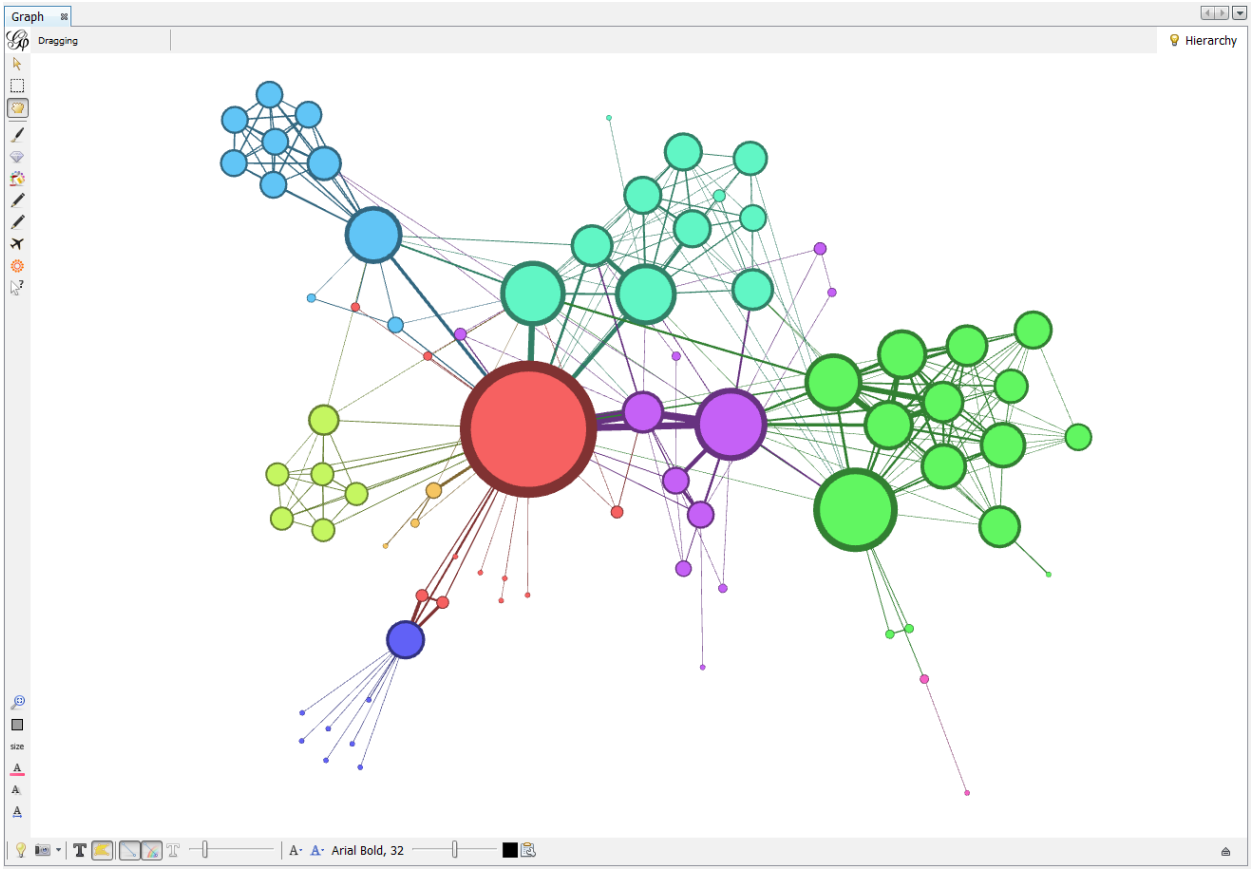
Graph
Dragging
Hierarchy
Arial Bold, 32

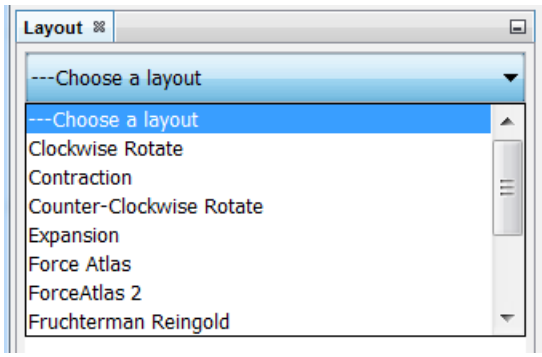
Layout
---Choose a layout
---Choose a layout
Clockwise Rotate
Contraction
Counter-Clockwise Rotate
Expansion
Force Atlas
ForceAtlas 2
Fruchterman Reingold

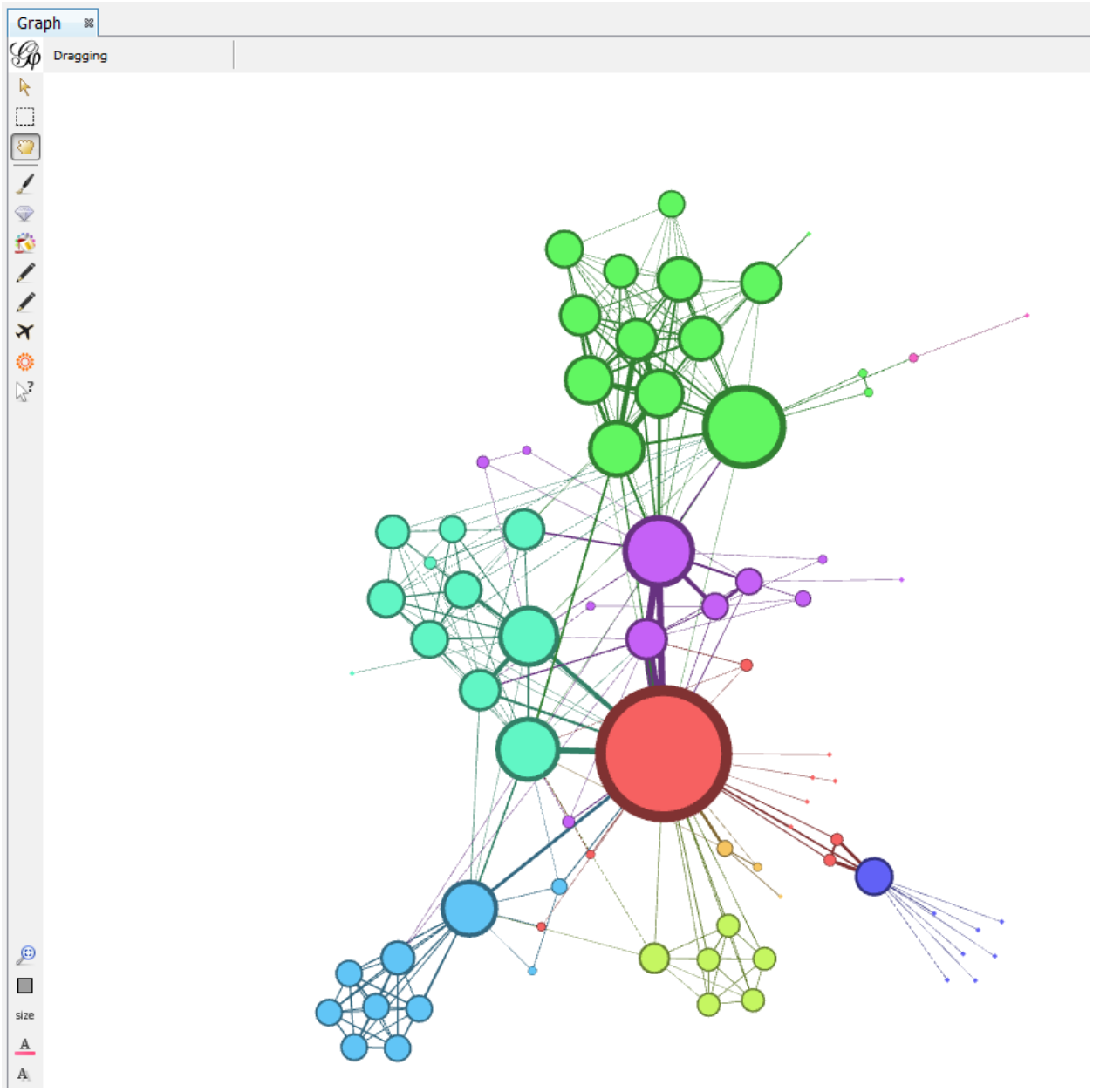
Graph
Dragging
size

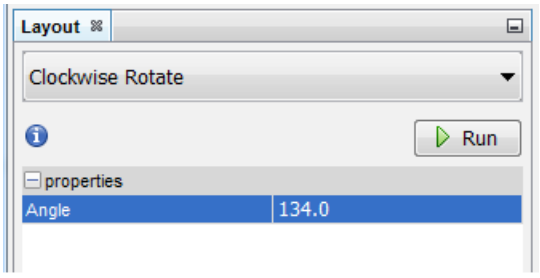
Layout
Clockwise Rotate
Run
properties
Angle
134.0

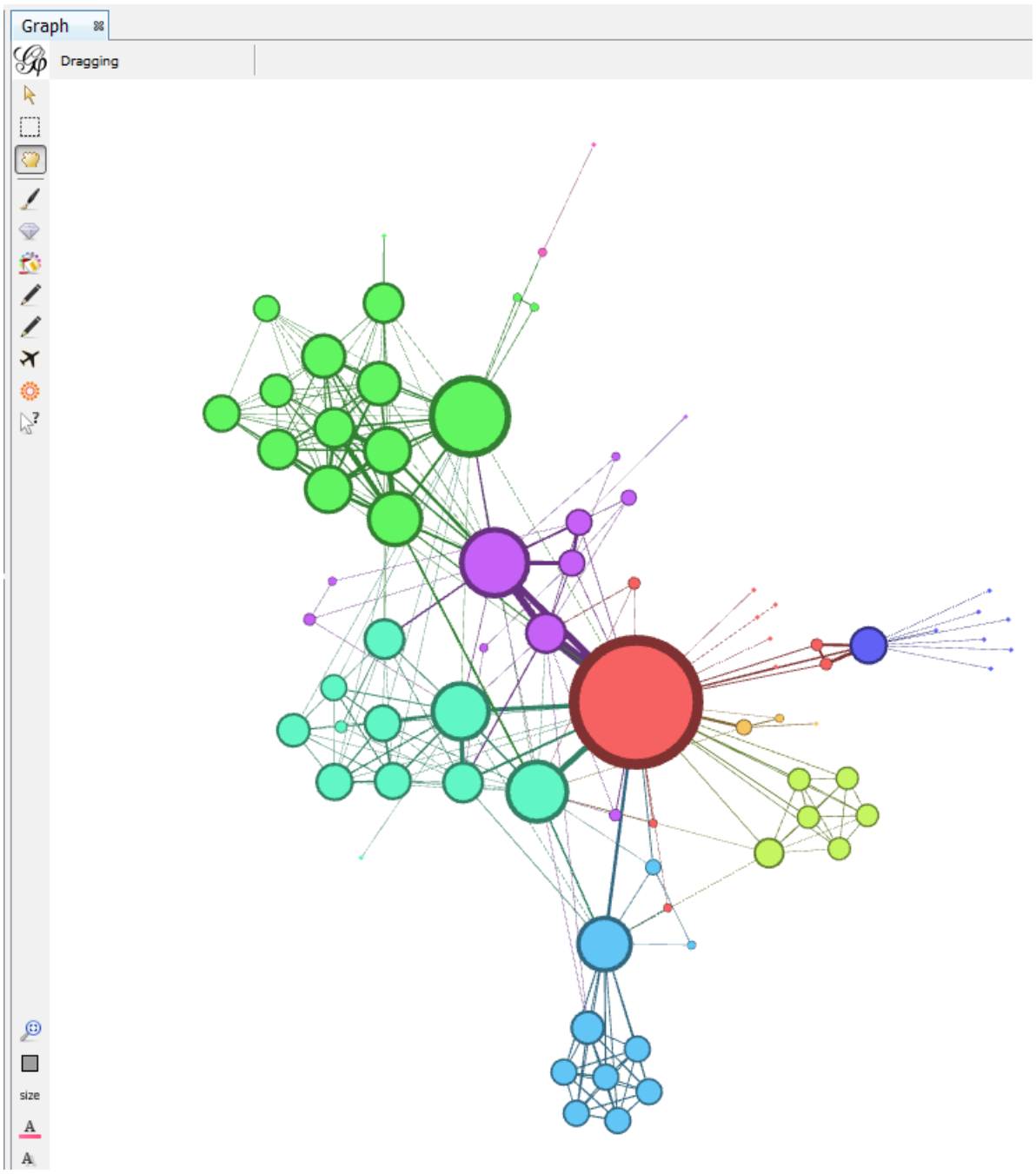
Graph
Dragging
size

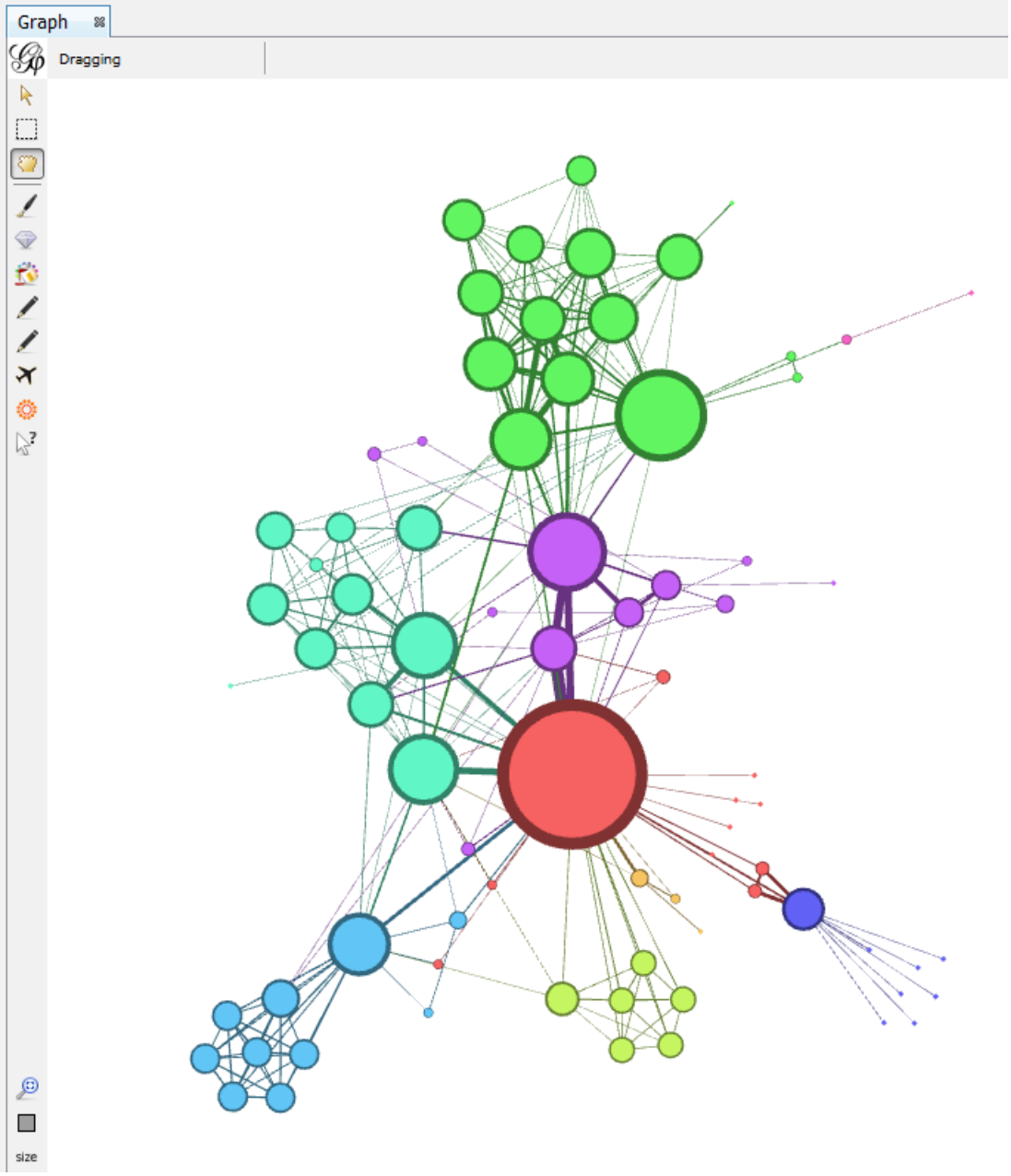
Graph
Dragging
size

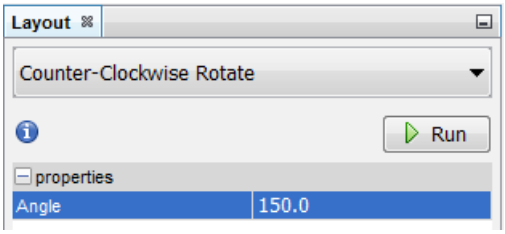
Layout
Counter-Clockwise Rotate
Run
properties
Angle
150.0

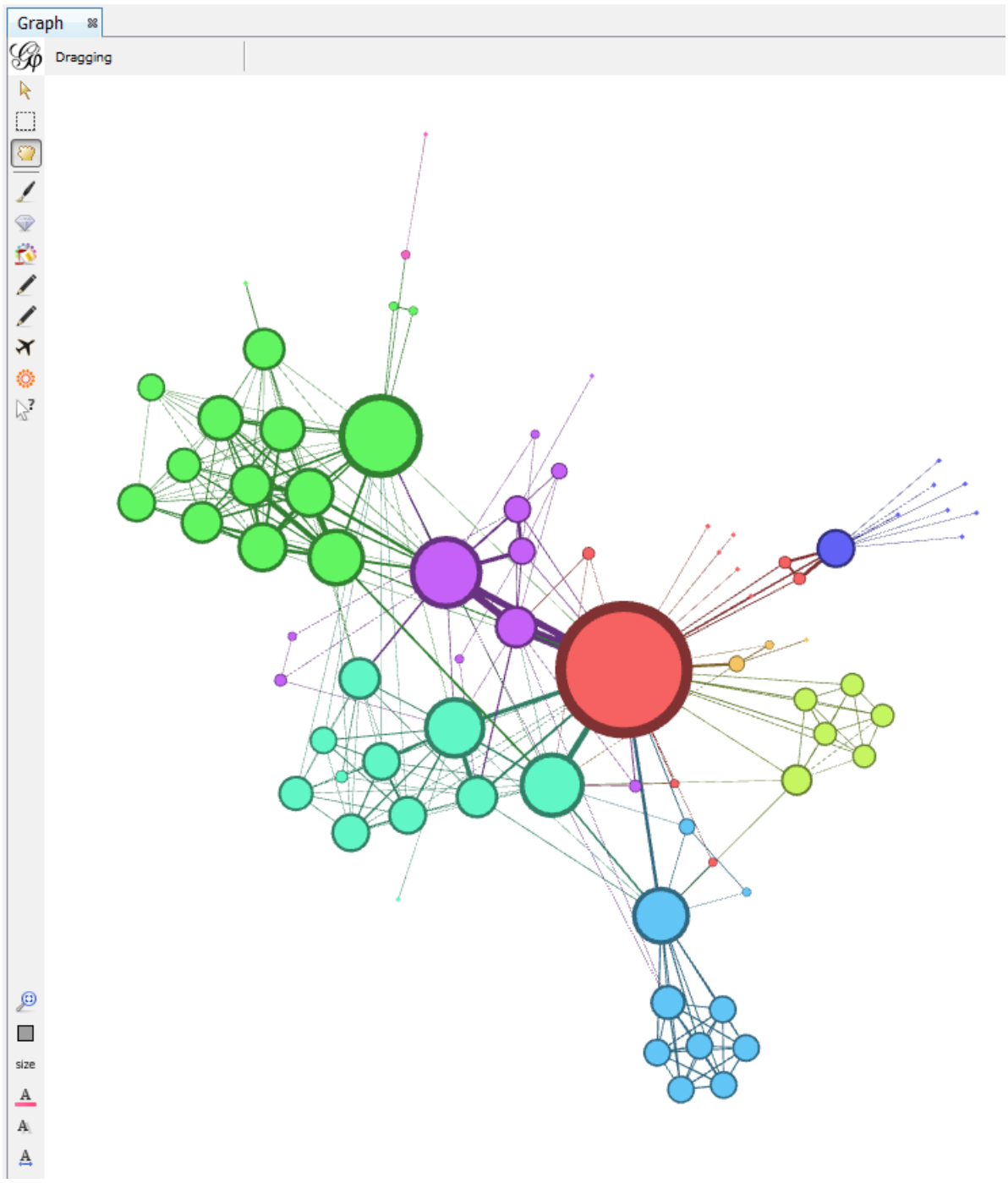
Graph
Dragging
size

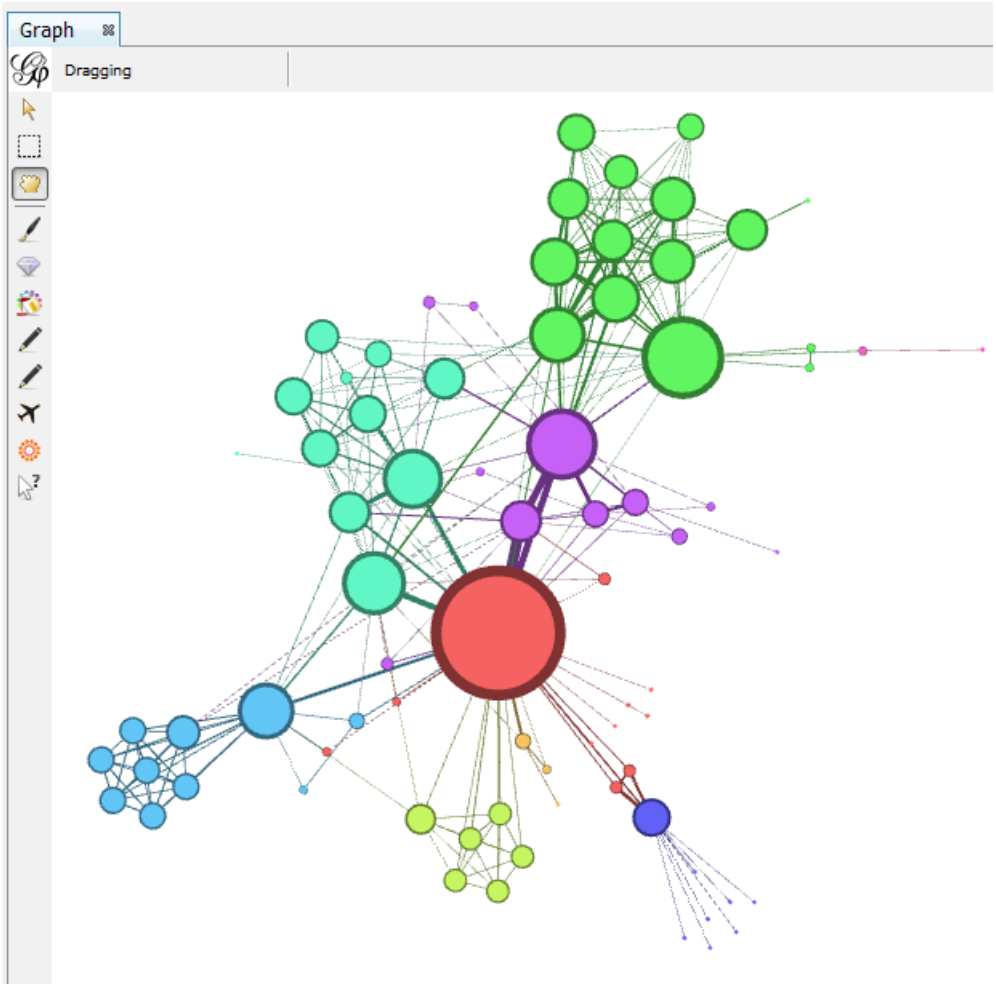
Graph
Dragging

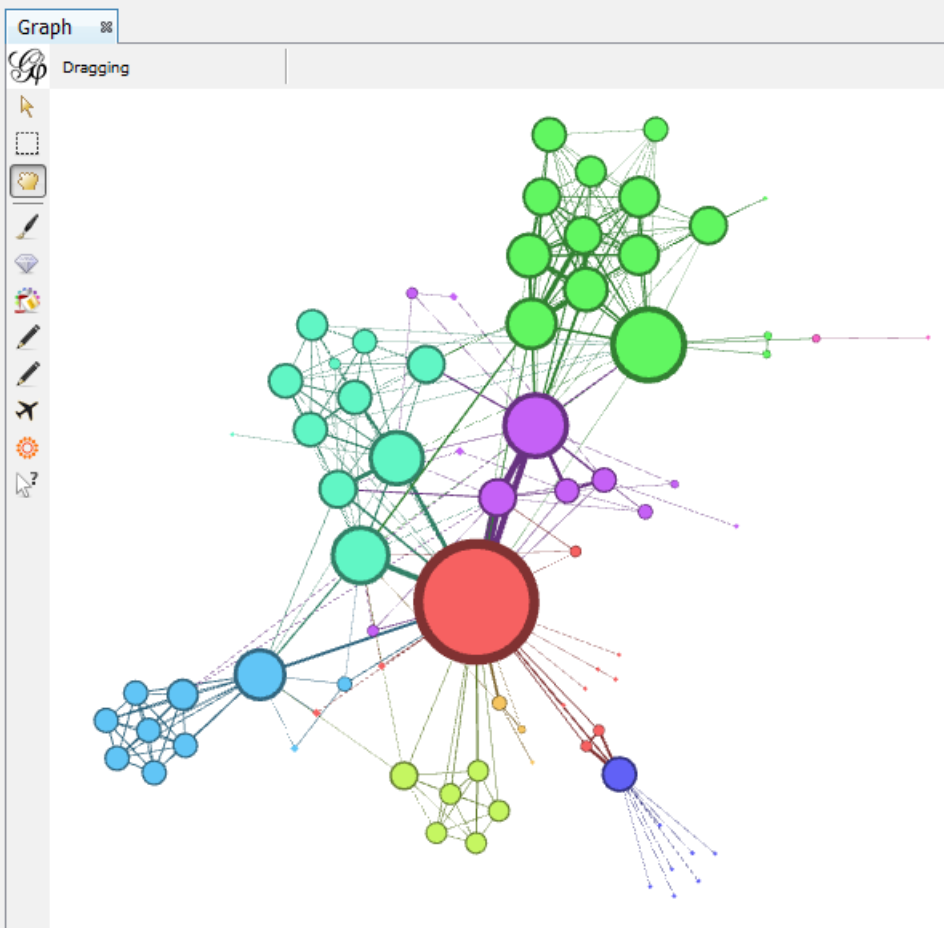
Graph
Dragging


Graph
Dragging

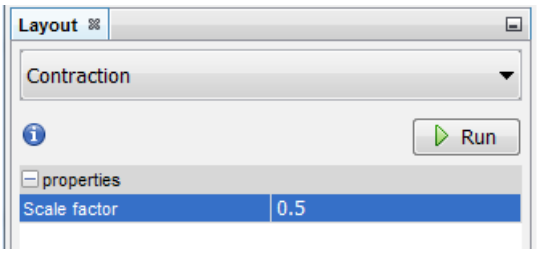
Layout
Contraction
Run
properties
Scale factor
0.5

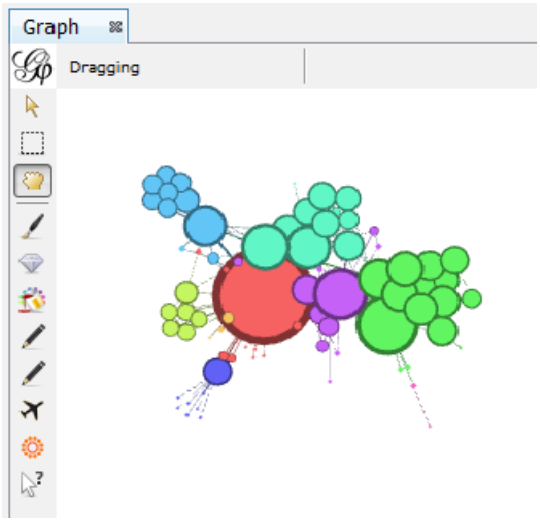
Graph
Dragging

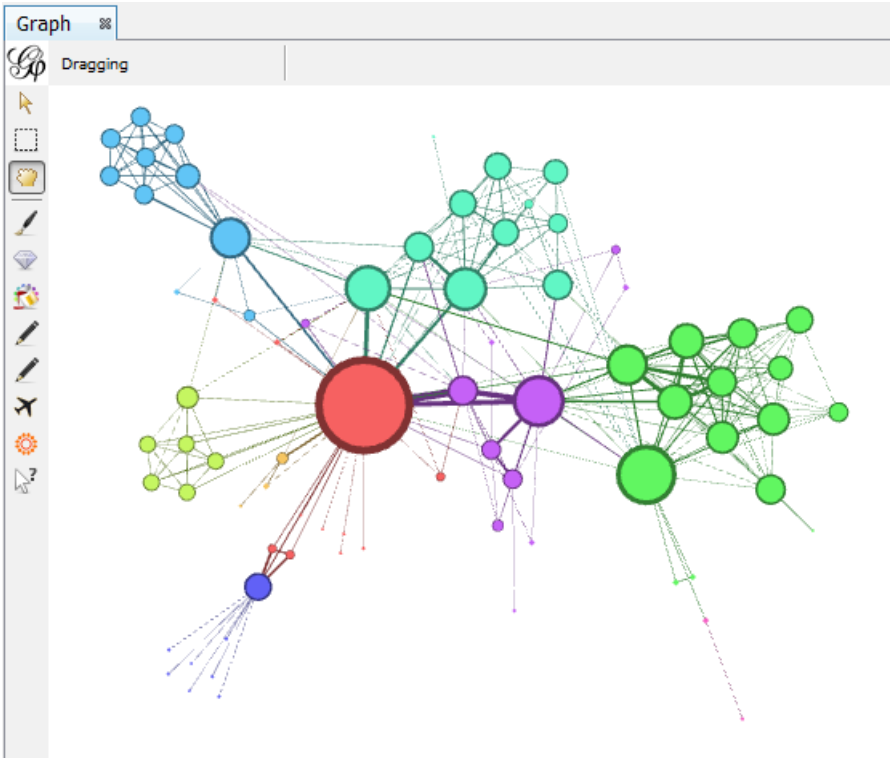
Graph
Dragging

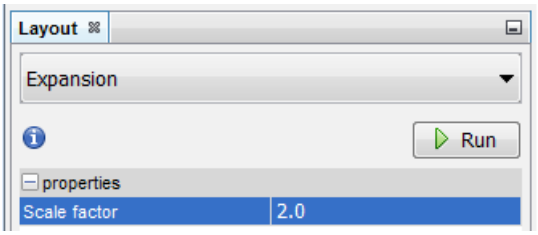
Layout
Expansion
Run
properties
Scale factor
2.0

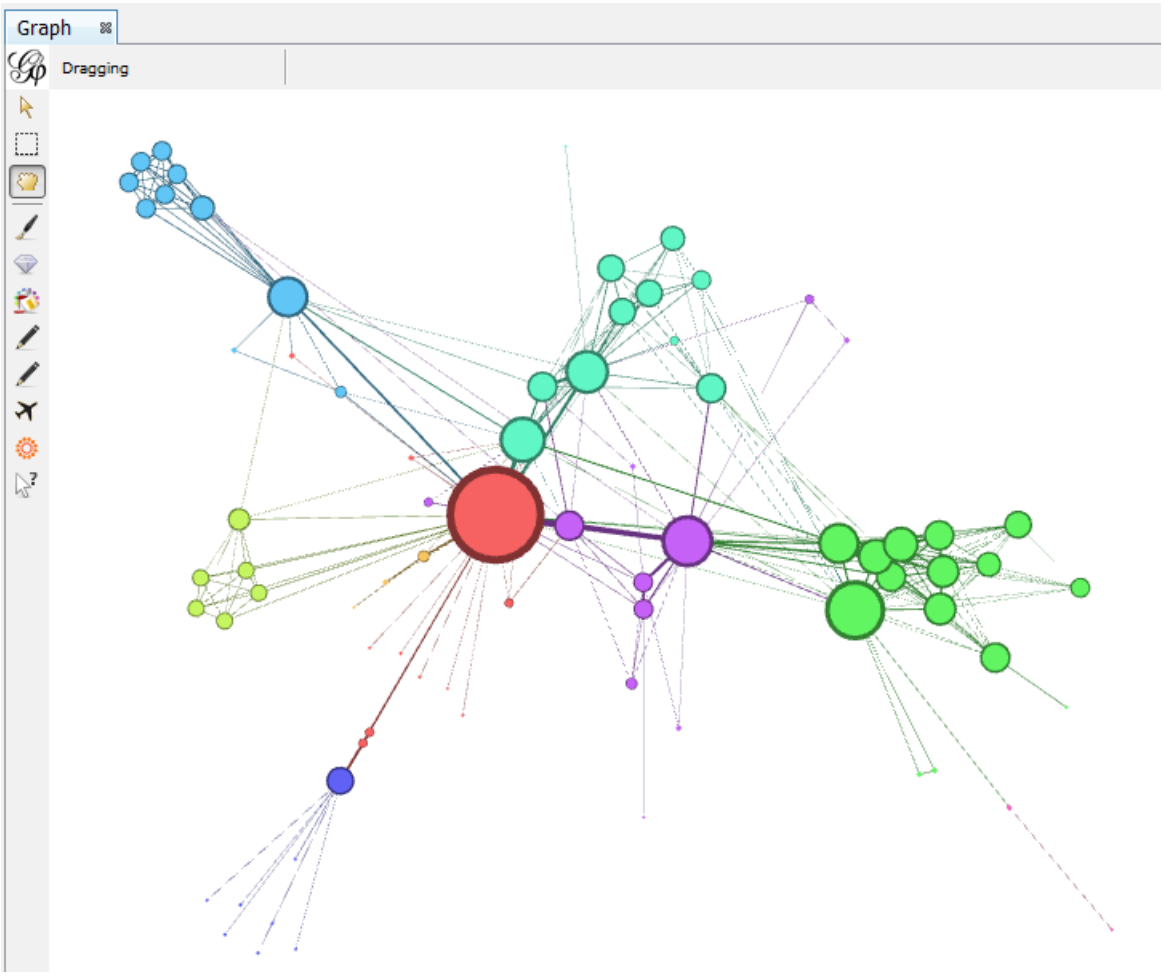
Graph
Dragging

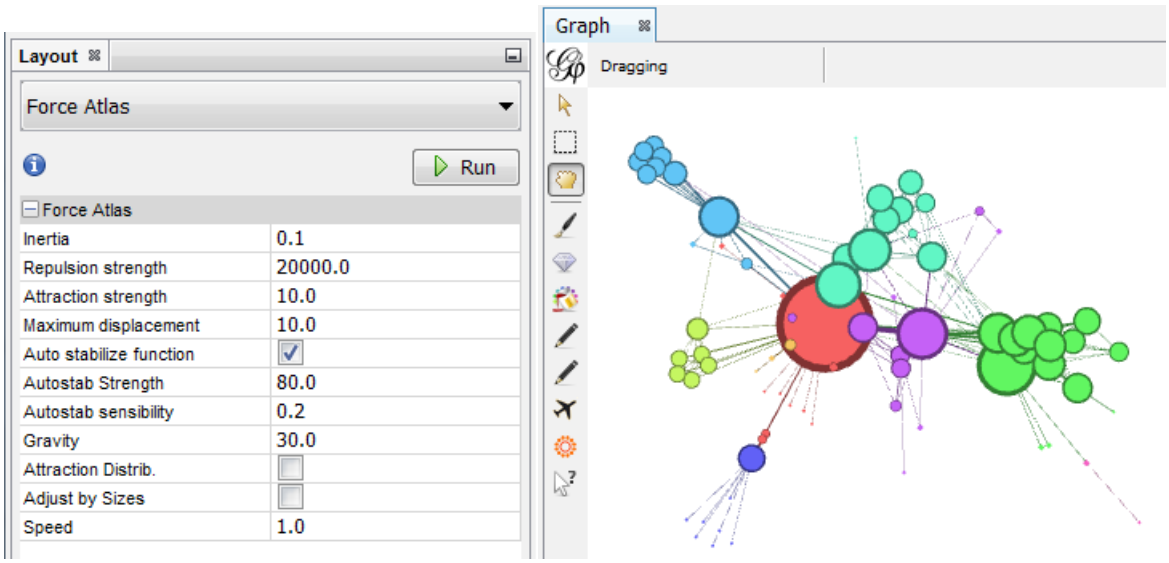
Layout
Force Atlas
Run
Force Atlas
Inertia 0.1
Repulsion strength 20000.0
Attraction strength 10.0
Maximum displacement 10.0
Auto stabilize function
Autostab Strength 80.0
Autostab sensibility 0.2
Gravity 30.0
Attraction Distrib.
Adjust by Sizes
Speed 1.0
Graph
Dragging

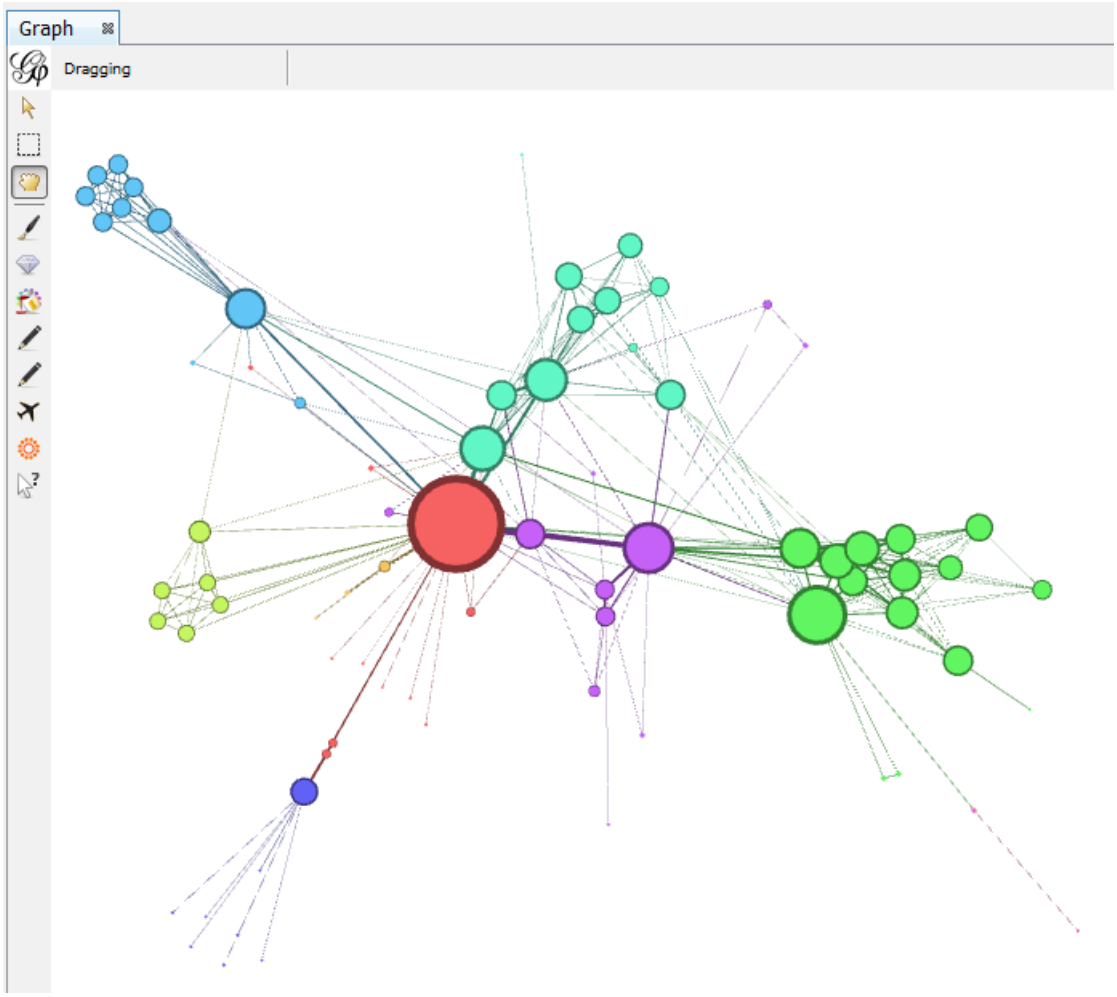
Graph
Dragging

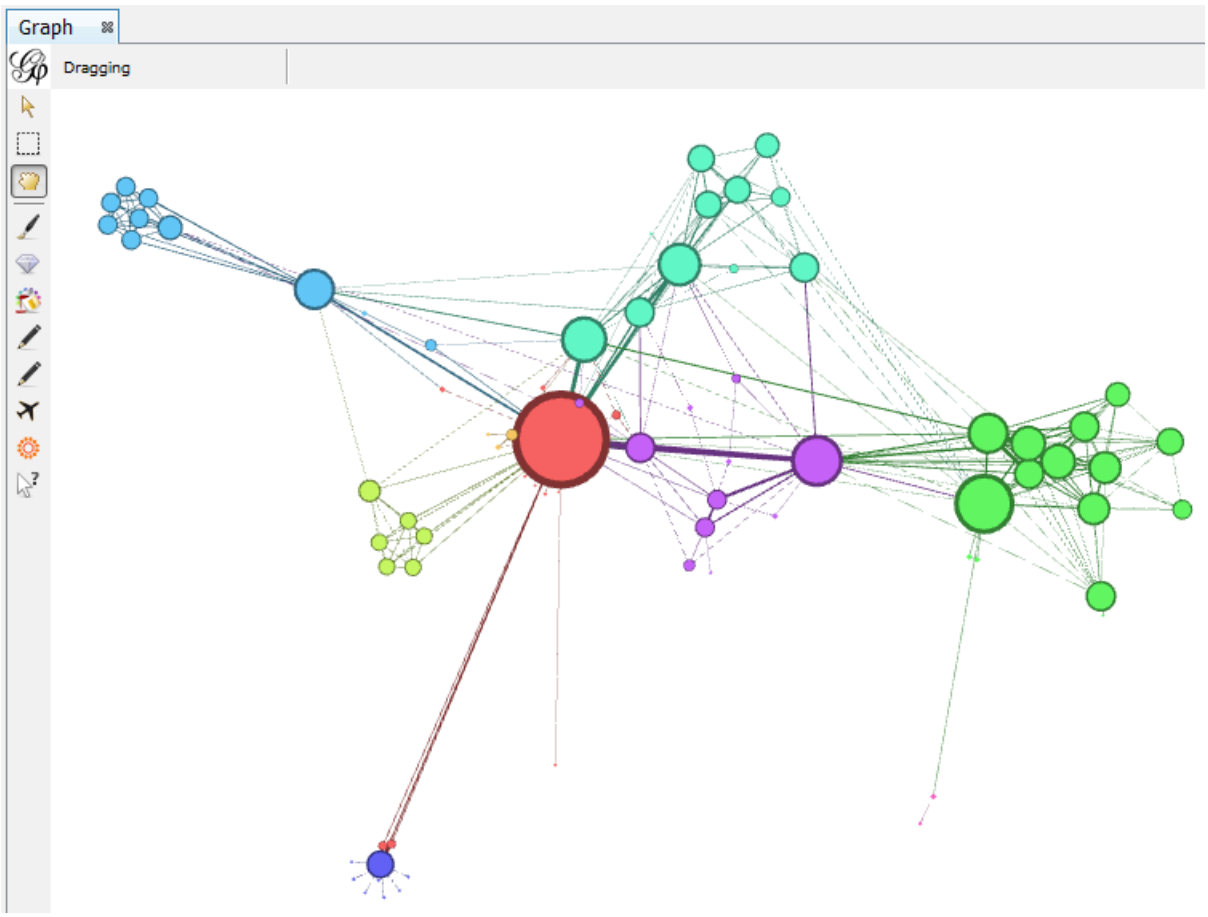
Graph
Dragging

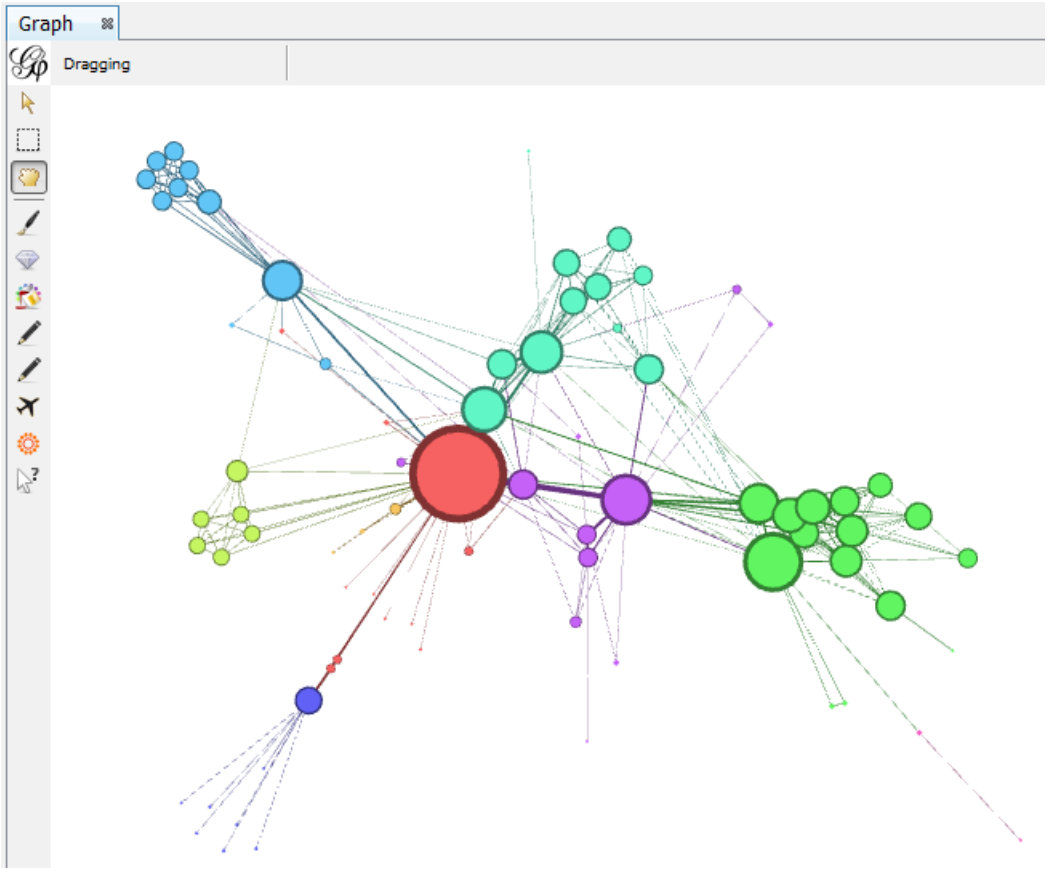
Graph
Dragging

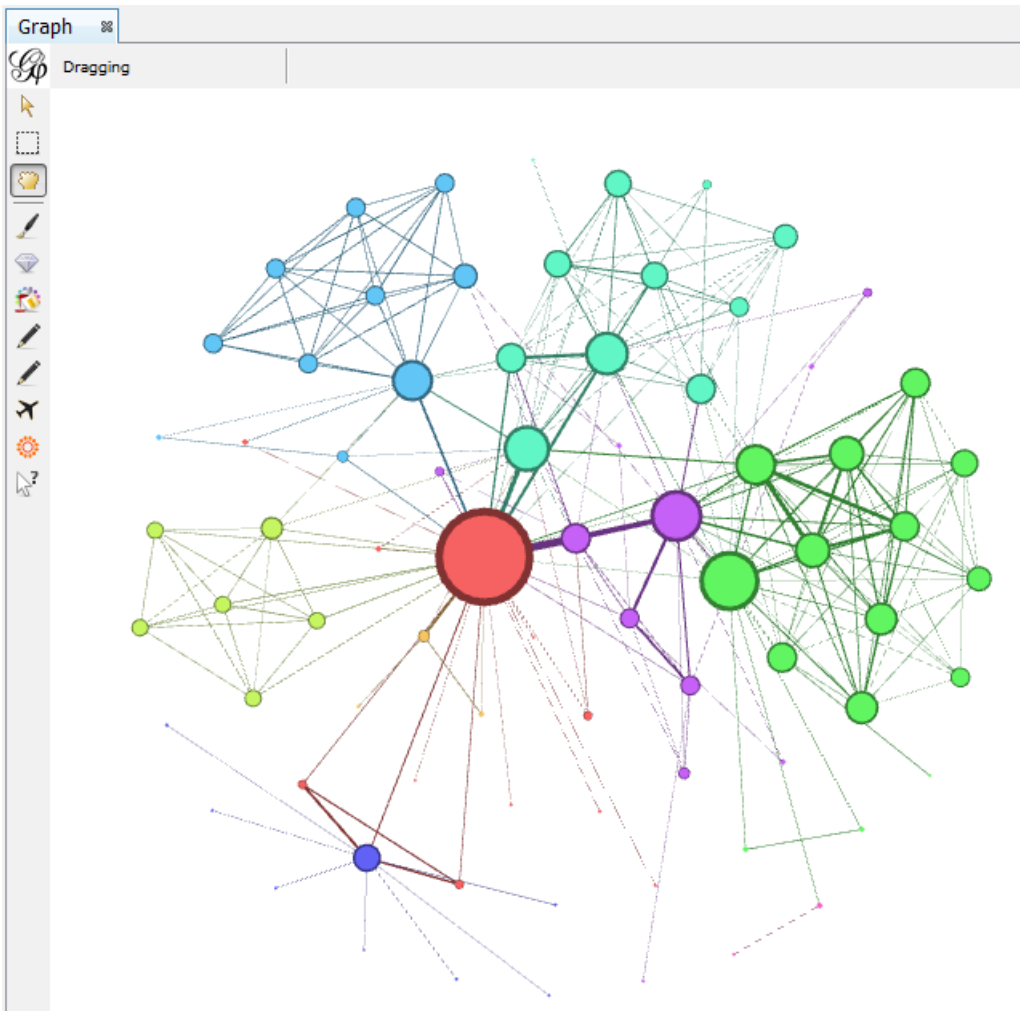
Graph
Dragging

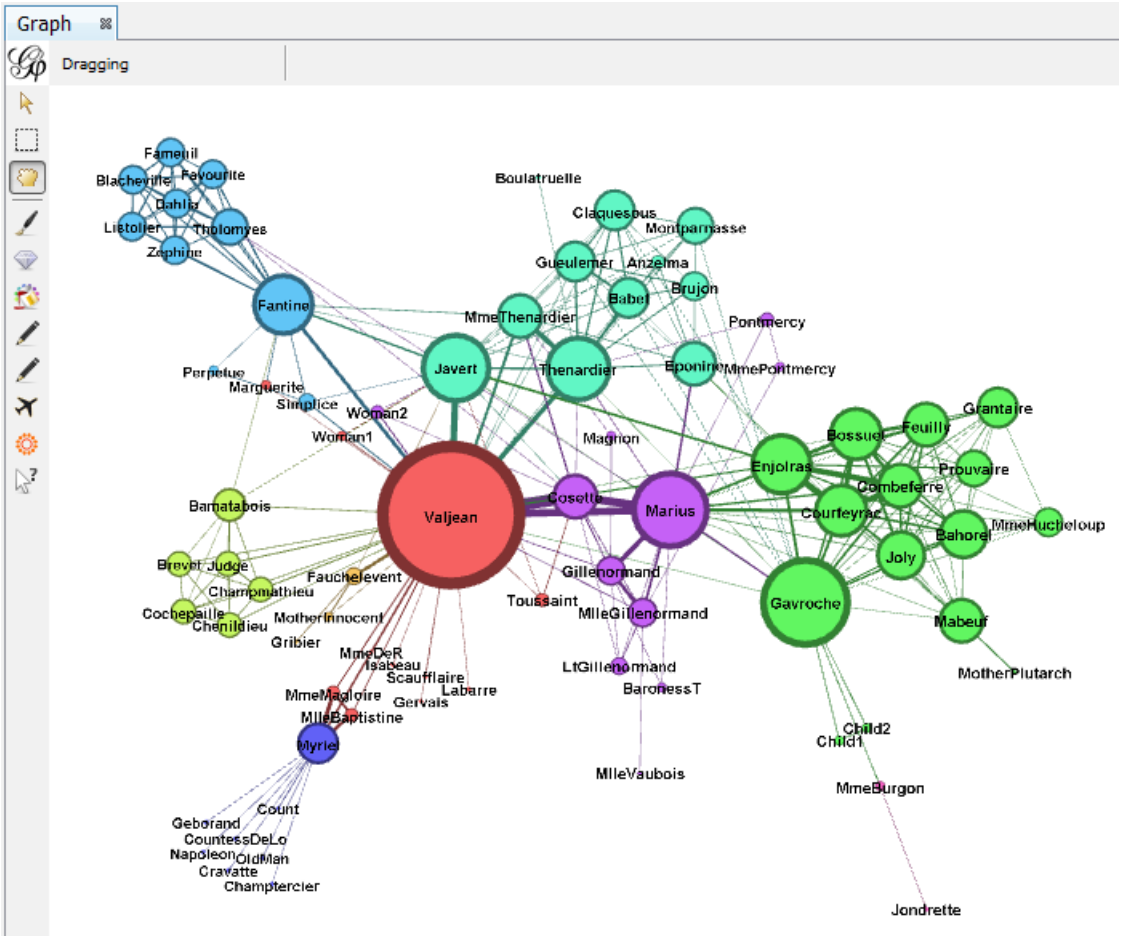
Graph
Dragging
Fameuil
Blacheville
Favourite
Dahlia
Listolier
Tholomyes
Zephine
Fantine
Perpetue
Marguerite
Simplice
Woman2
Woman1
Javert
Boulatruelle
Claquesous
Montparnasse
Gueulemer
Anzelma
Babet
Brujon
MmeThenardier
Thenardier
Pontmercy
Eponine
MmePontmercy
Magnon
Valjean
Cosette
Marius
Bamatabois
Brevet
Judge
Champmathieu
Cochepaille
Chenildieu
Fauchelevent
MotherInnocent
Gribier
MmeDeR
Isabeau
Scaufflaire
Labarre
Gervais
MmeMagloire
MlleBaptistine
Myriel
Count
Geborand
CountessDeLo
Napoleon
OldMan
Cravatte
Champtercier
Toussaint
Gillenormand
MlleGillenormand
LtGillenormand
BaronessT
MlleVaubois
Enjolras
Bossuet
Feuilly
Grantaire
Prouvaire
Combeferre
Courfeyrac
Joly
Bahorel
MmeHucheloup
Gavroche
Mabeuf
MotherPlutarch
Child2
Child1
MmeBurgon
Jondrette

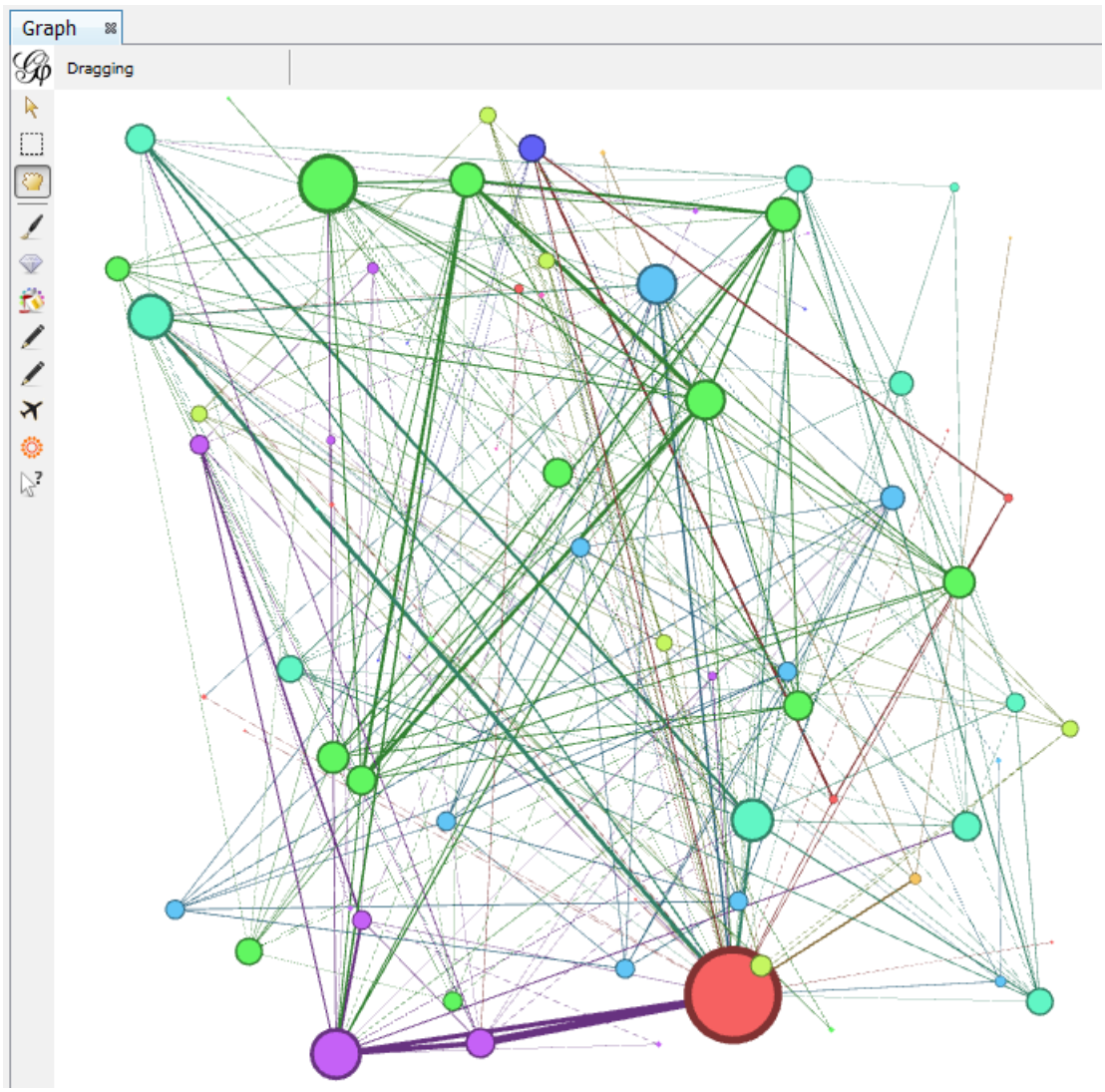
Graph
Dragging

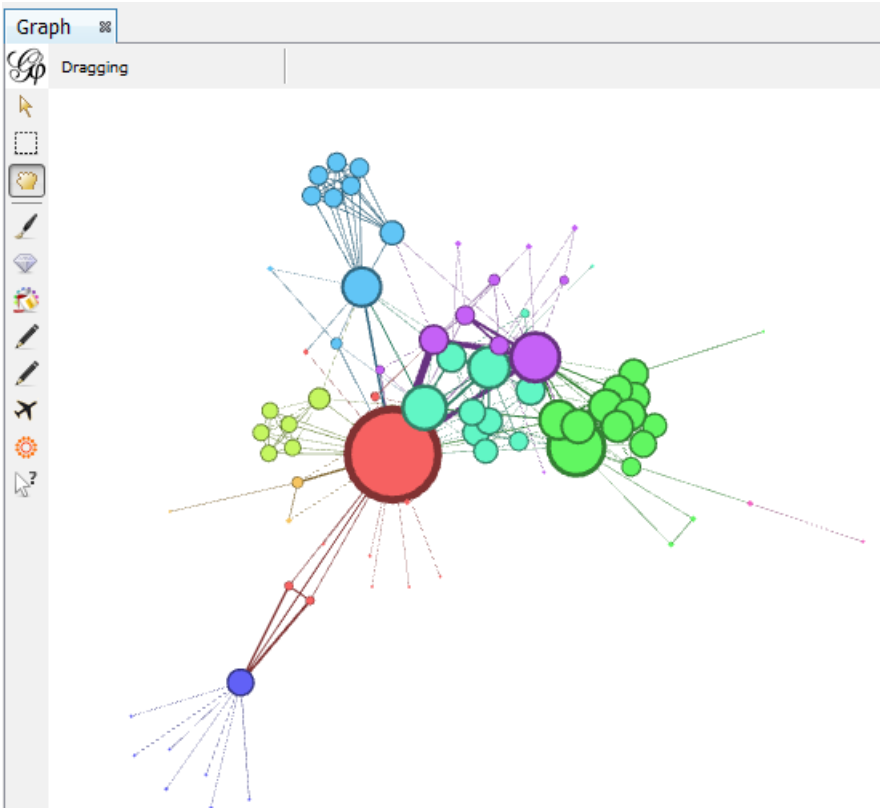
Graph
Dragging

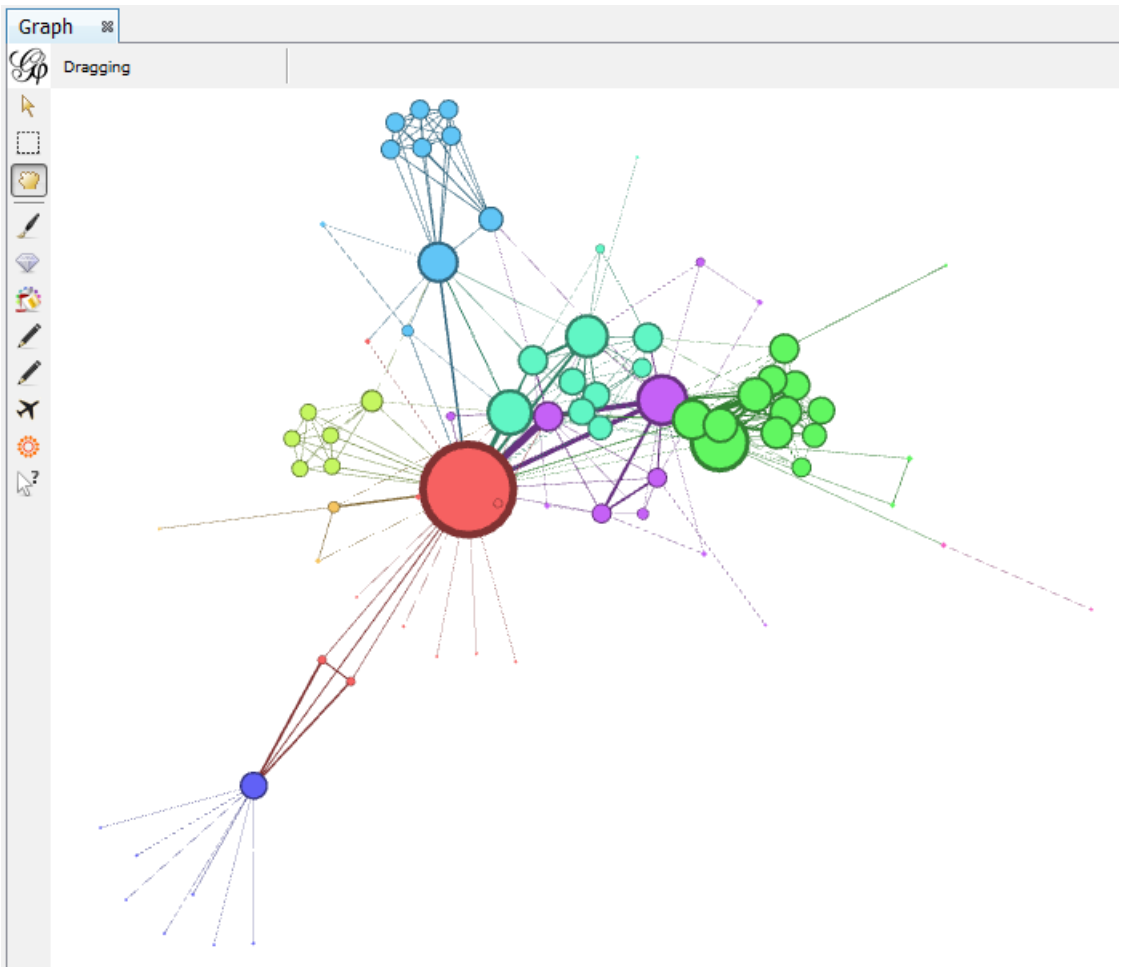
Graph
Dragging



Chapter 4: Working with Partition and Ranking Algorithms

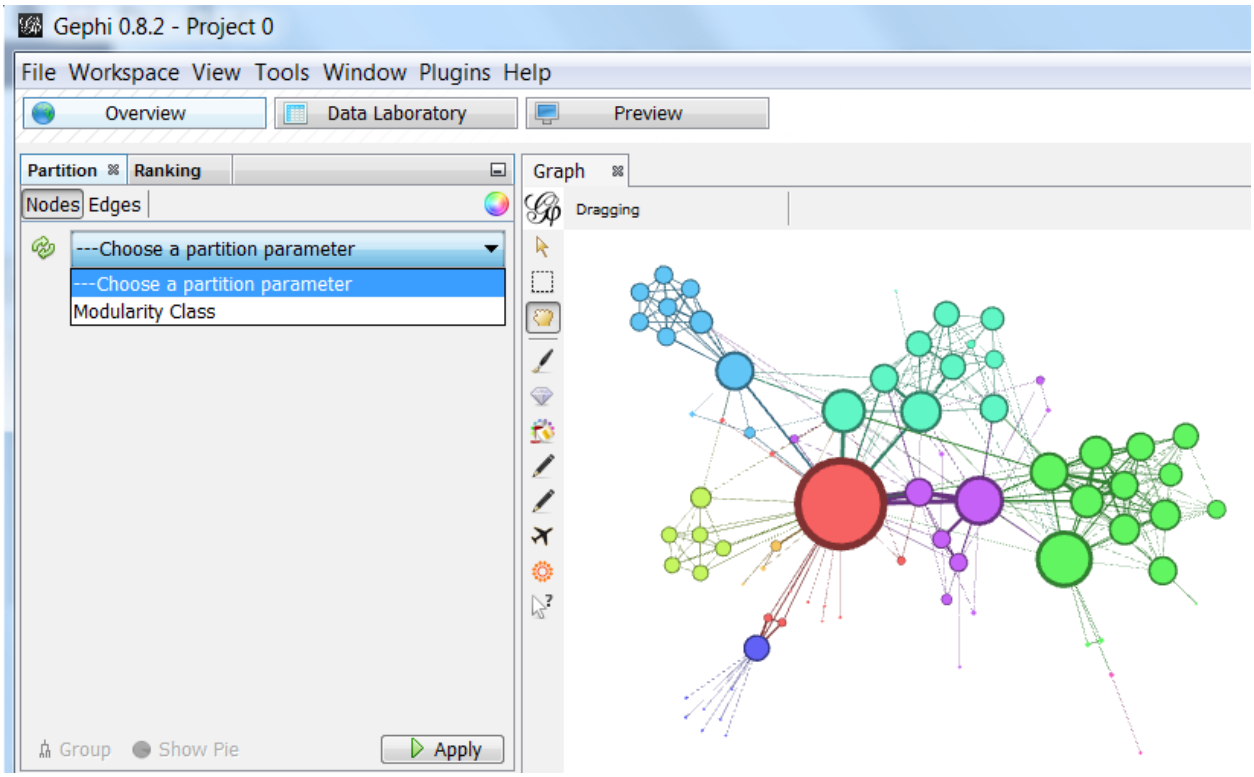
Gephi 0.8.2 - Project 0
File Workspace View Tools Window Plugins Help
Overview
Data Laboratory
Preview
Partition
Ranking
Nodes
Edges
---Choose a partition parameter
---Choose a partition parameter
Modularity Class
Group
Show Pie
Apply
Graph
Dragging

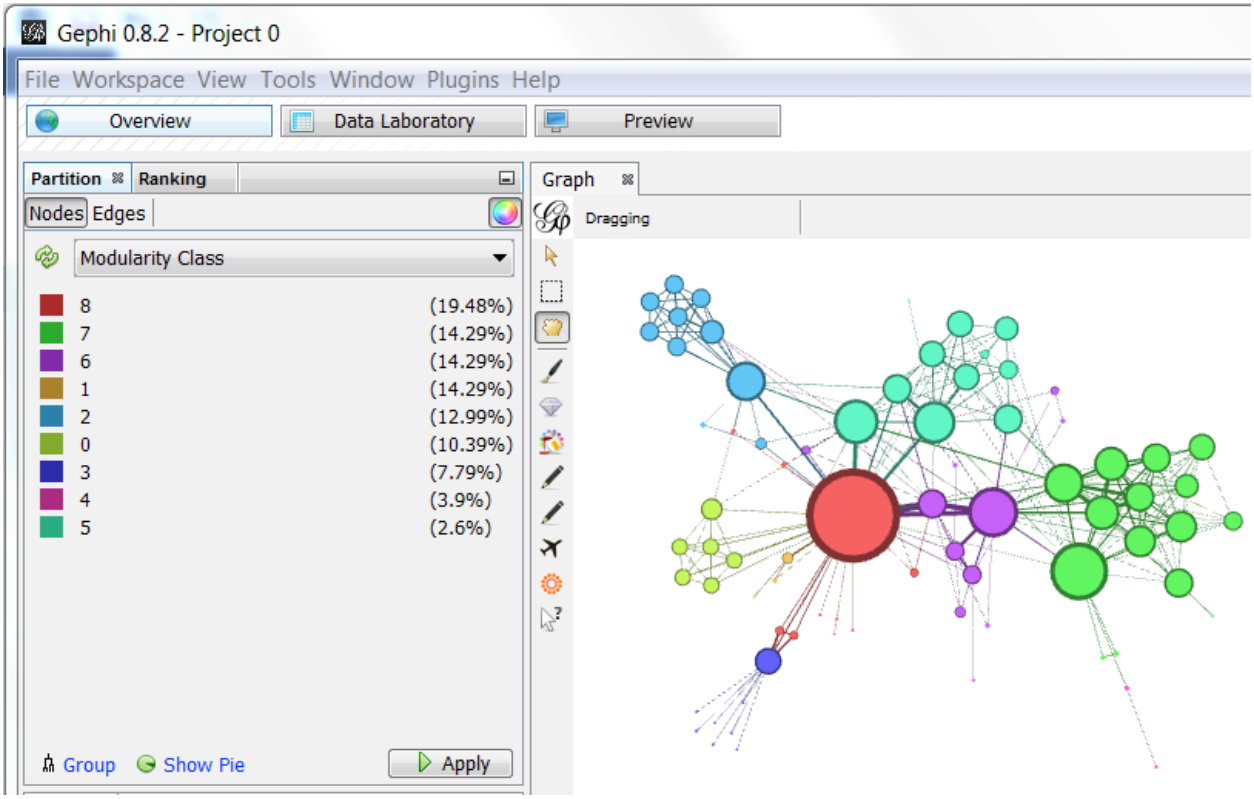
Gephi 0.8.2 - Project 0
File Workspace View Tools Window Plugins Help
Overview
Data Laboratory
Preview
Partition
Ranking
Nodes
Edges
Modularity Class
8 (19.48%)
7 (14.29%)
6 (14.29%)
1 (14.29%)
2 (12.99%)
0 (10.39%)
3 (7.79%)
4 (3.9%)
5 (2.6%)
Group
Show Pie
Apply
Graph
Dragging

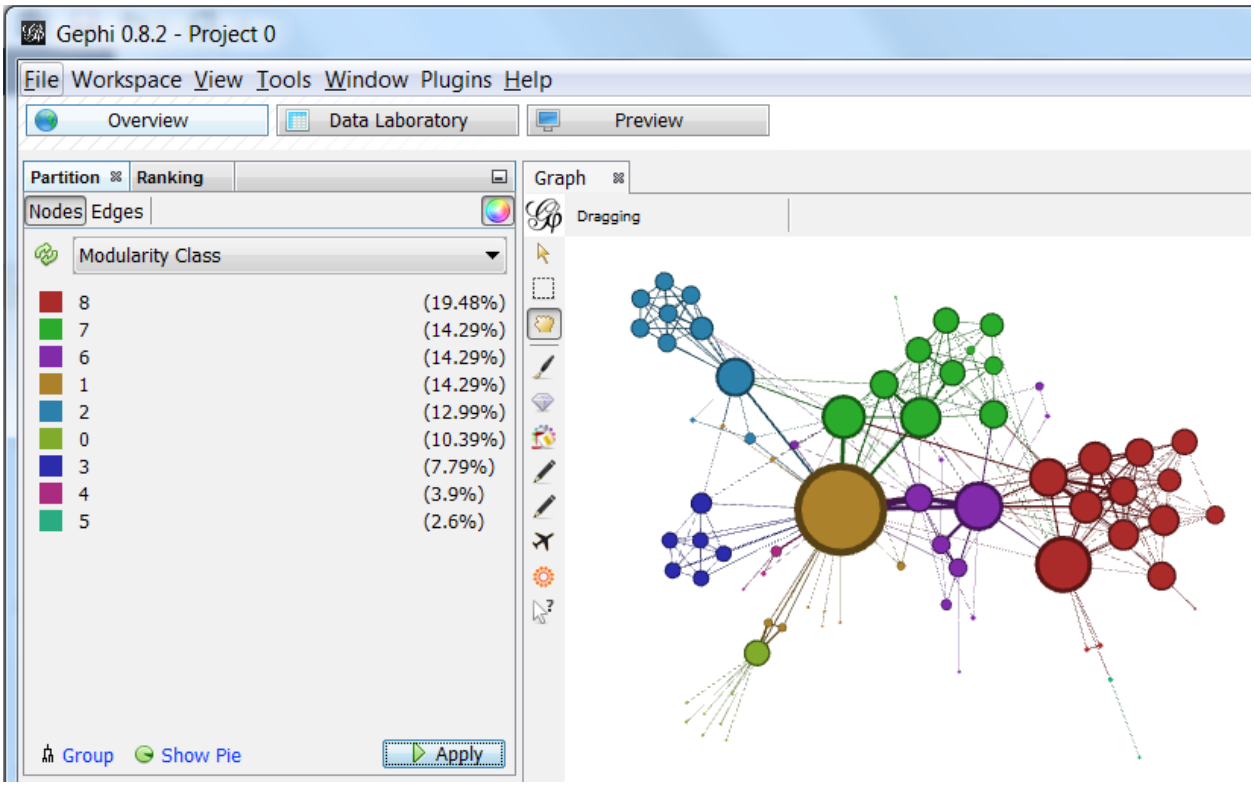
Gephi 0.8.2 - Project 0
File Workspace View Tools Window Plugins Help
Overview
Data Laboratory
Preview
Partition
Ranking
Nodes Edges
Modularity Class
8 (19.48%)
7 (14.29%)
6 (14.29%)
1 (14.29%)
2 (12.99%)
0 (10.39%)
3 (7.79%)
4 (3.9%)
5 (2.6%)
Group
Show Pie
Apply
Graph
Dragging

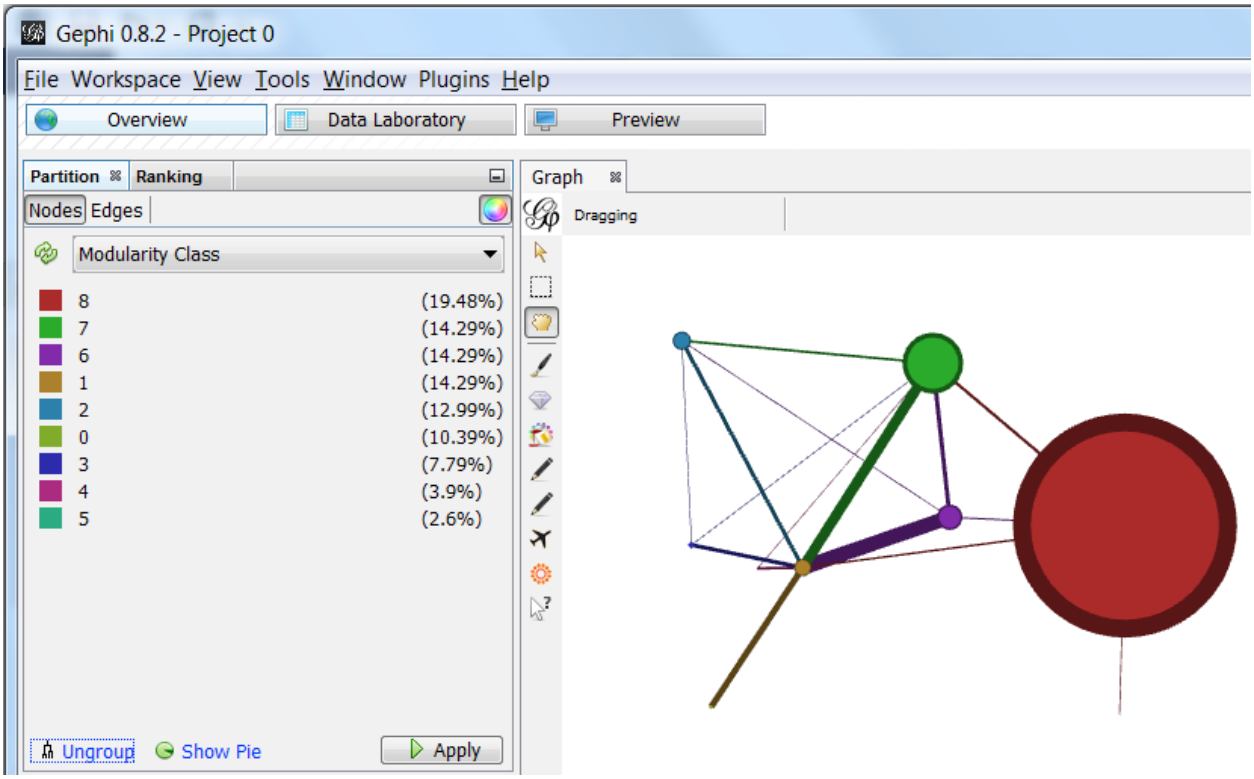
Gephi 0.8.2 - Project 0
File Workspace View Tools Window Plugins Help
Overview
Data Laboratory
Preview
Partition
Ranking
Nodes Edges
Modularity Class
8 (19.48%)
7 (14.29%)
6 (14.29%)
1 (14.29%)
2 (12.99%)
0 (10.39%)
3 (7.79%)
4 (3.9%)
5 (2.6%)
Ungroup
Show Pie
Apply
Graph
Dragging

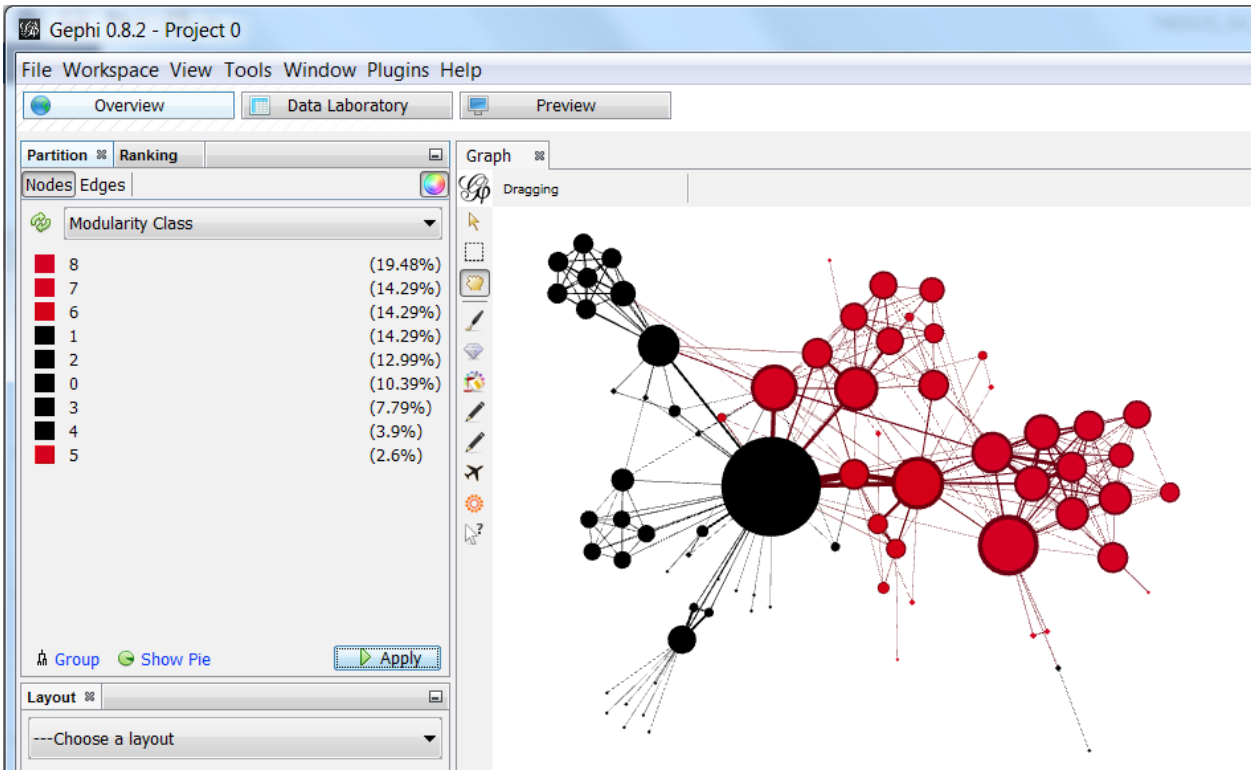
Gephi 0.8.2 - Project 0
File Workspace View Tools Window Plugins Help
Overview
Data Laboratory
Preview
Partition
Ranking
Nodes
Edges
Modularity Class
8 (19.48%)
7 (14.29%)
6 (14.29%)
1 (14.29%)
2 (12.99%)
0 (10.39%)
3 (7.79%)
4 (3.9%)
5 (2.6%)
Group
Show Pie
Apply
Layout
---Choose a layout
Graph
Dragging

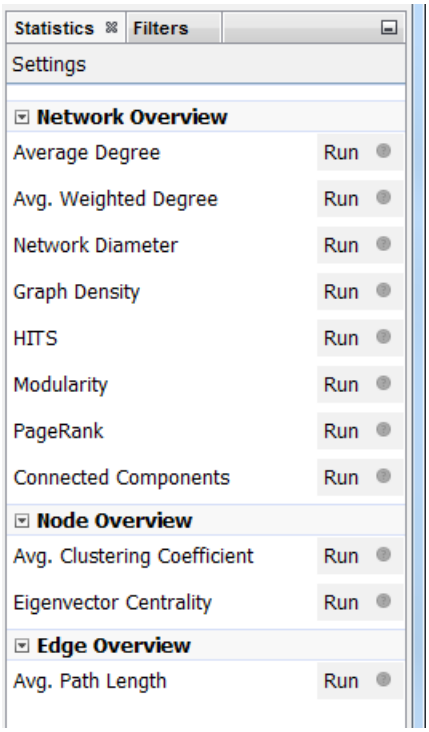
Statistics
Filters
Settings
Network Overview
Average Degree Run
Avg. Weighted Degree Run
Network Diameter Run
Graph Density Run
HITS Run
Modularity Run
PageRank Run
Connected Components Run
Node Overview
Avg. Clustering Coefficient Run
Eigenvector Centrality Run
Edge Overview
Avg. Path Length Run

HTML Report

Degree Report

Results:

Average Degree: 6.597

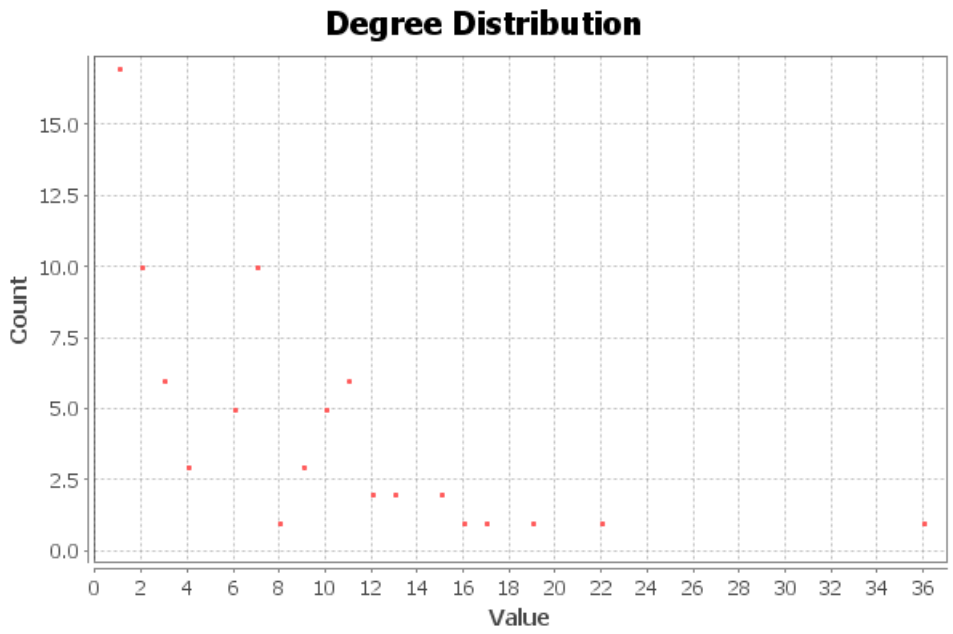

Print Copy Save Close

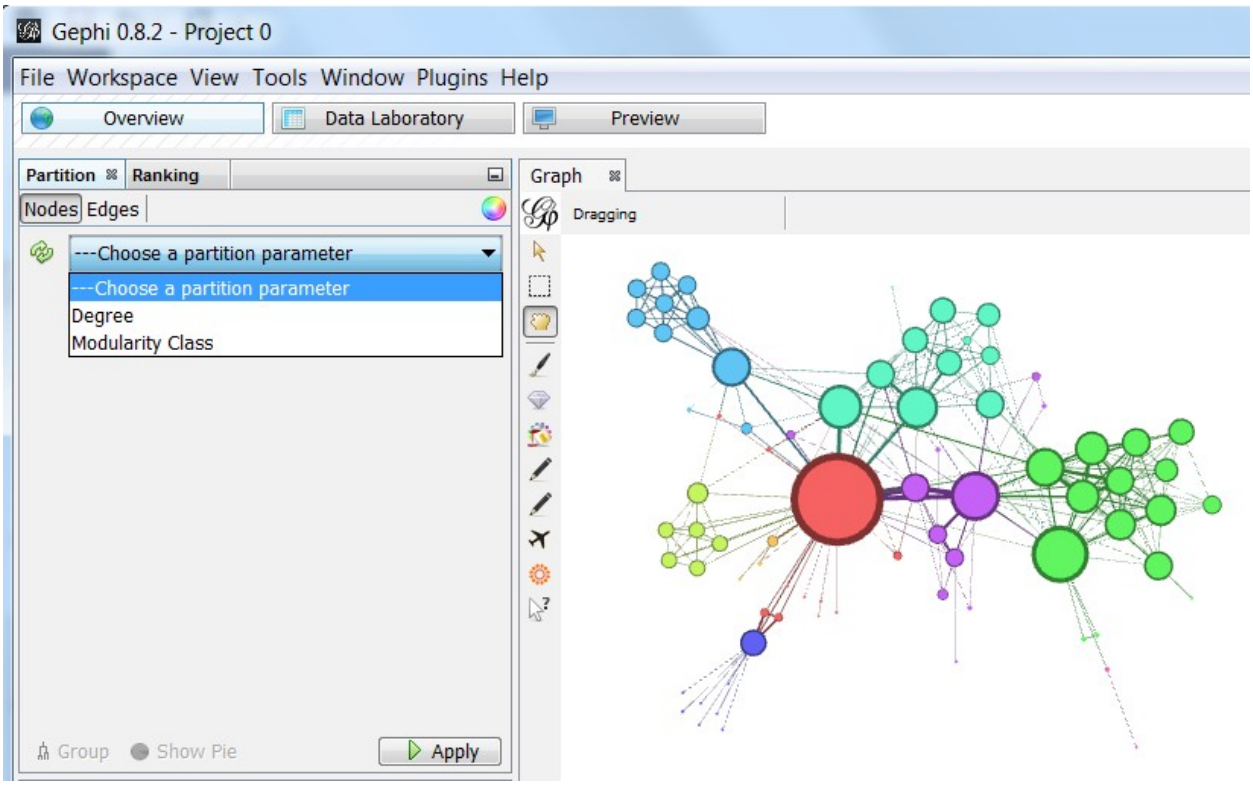
Gephi 0.8.2 - Project 0
File Workspace View Tools Window Plugins Help
Overview
Data Laboratory
Preview
Partition
Ranking
Nodes
Edges
---Choose a partition parameter
---Choose a partition parameter
Degree
Modularity Class
Group
Show Pie
Apply
Graph
Dragging

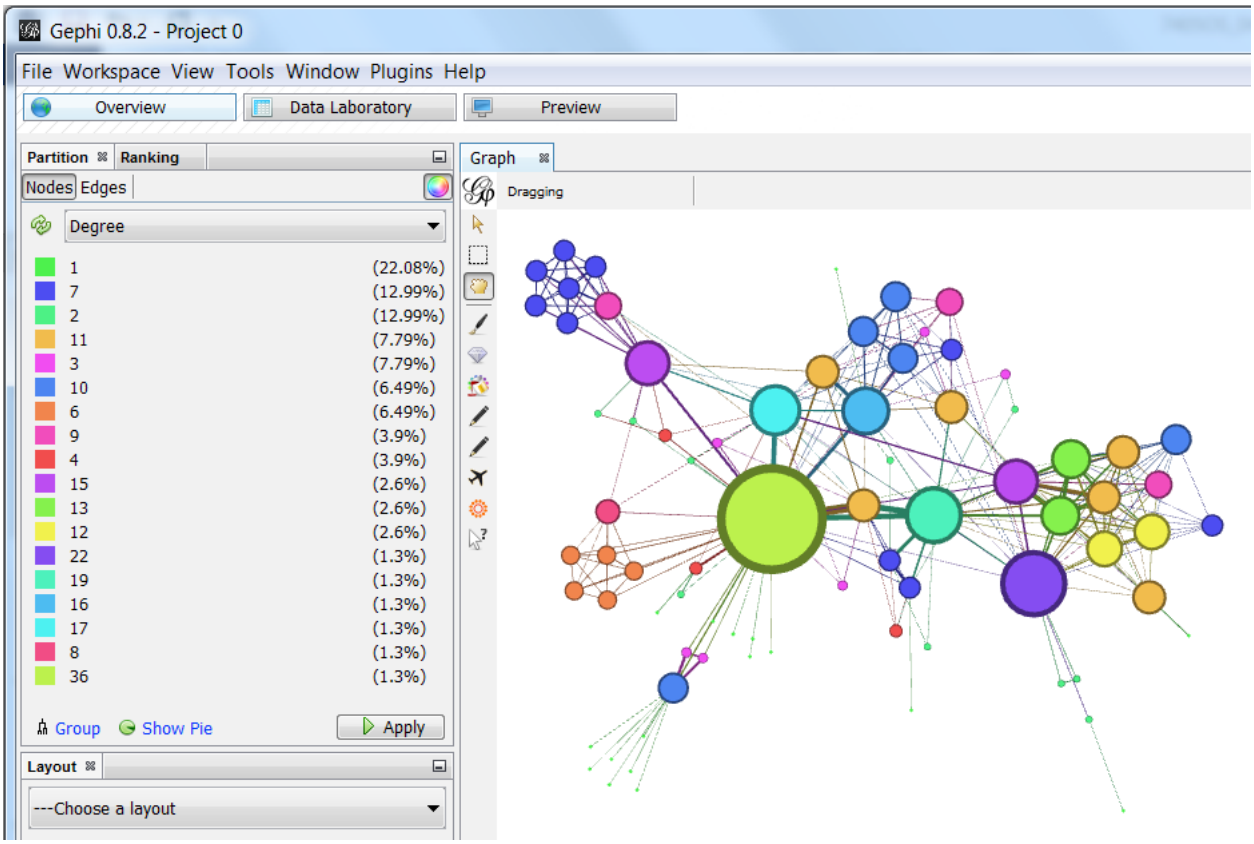
Gephi 0.8.2 - Project 0
File Workspace View Tools Window Plugins Help
Overview
Data Laboratory
Preview
Partition
Ranking
Nodes
Edges
Degree
1 (22.08%)
7 (12.99%)
2 (12.99%)
11 (7.79%)
3 (7.79%)
10 (6.49%)
6 (6.49%)
9 (3.9%)
4 (3.9%)
15 (2.6%)
13 (2.6%)
12 (2.6%)
22 (1.3%)
19 (1.3%)
16 (1.3%)
17 (1.3%)
8 (1.3%)
36 (1.3%)
Group
Show Pie
Apply
Layout
---Choose a layout
Graph
Dragging

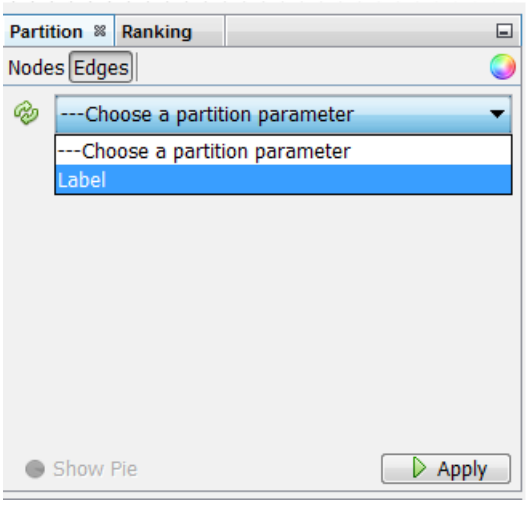
Partition
Ranking
Nodes
Edges
---Choose a partition parameter
---Choose a partition parameter
Label
Show Pie
Apply

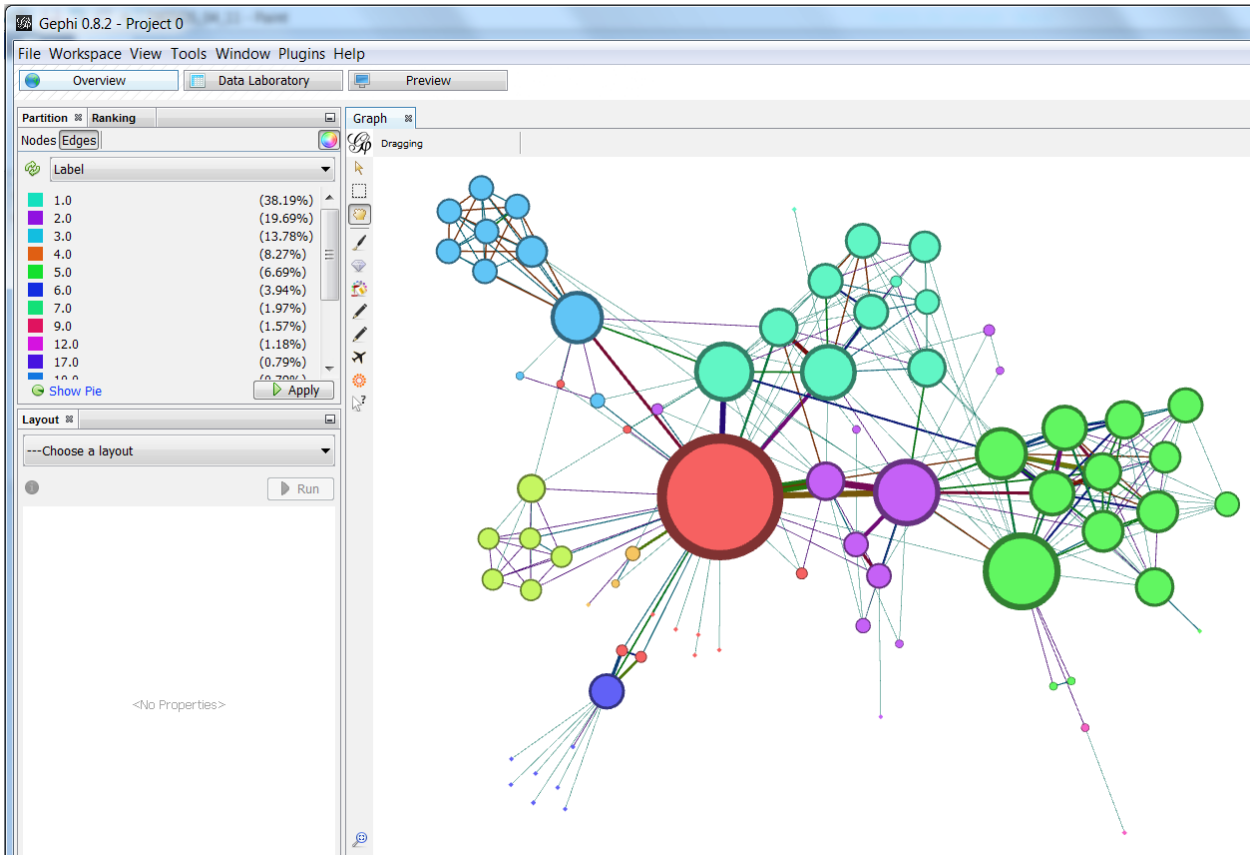
Gephi 0.8.2 - Project 0
File Workspace View Tools Window Plugins Help
Overview
Data Laboratory
Preview
Partition
Ranking
Nodes
Edges
Label
1.0 (38.19%)
2.0 (19.69%)
3.0 (13.78%)
4.0 (8.27%)
5.0 (6.69%)
6.0 (3.94%)
7.0 (1.97%)
9.0 (1.57%)
12.0 (1.18%)
17.0 (0.79%)
Show Pie
Apply
Layout
---Choose a layout
Run
<No Properties>
Graph
Dragging

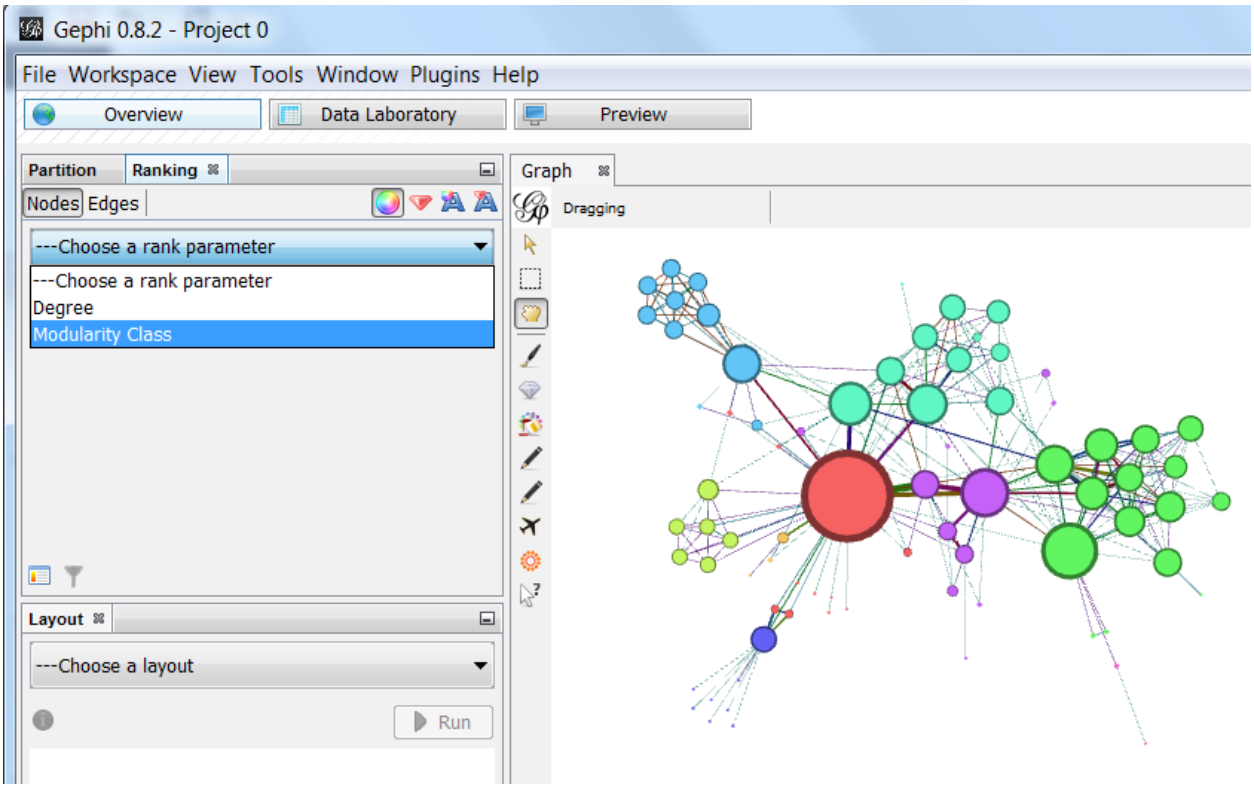
Gephi 0.8.2 - Project 0
File Workspace View Tools Window Plugins Help
Overview
Data Laboratory
Preview
Partition
Ranking
Nodes
Edges
---Choose a rank parameter
---Choose a rank parameter
Degree
Modularity Class
Layout
---Choose a layout
Run
Graph
Dragging

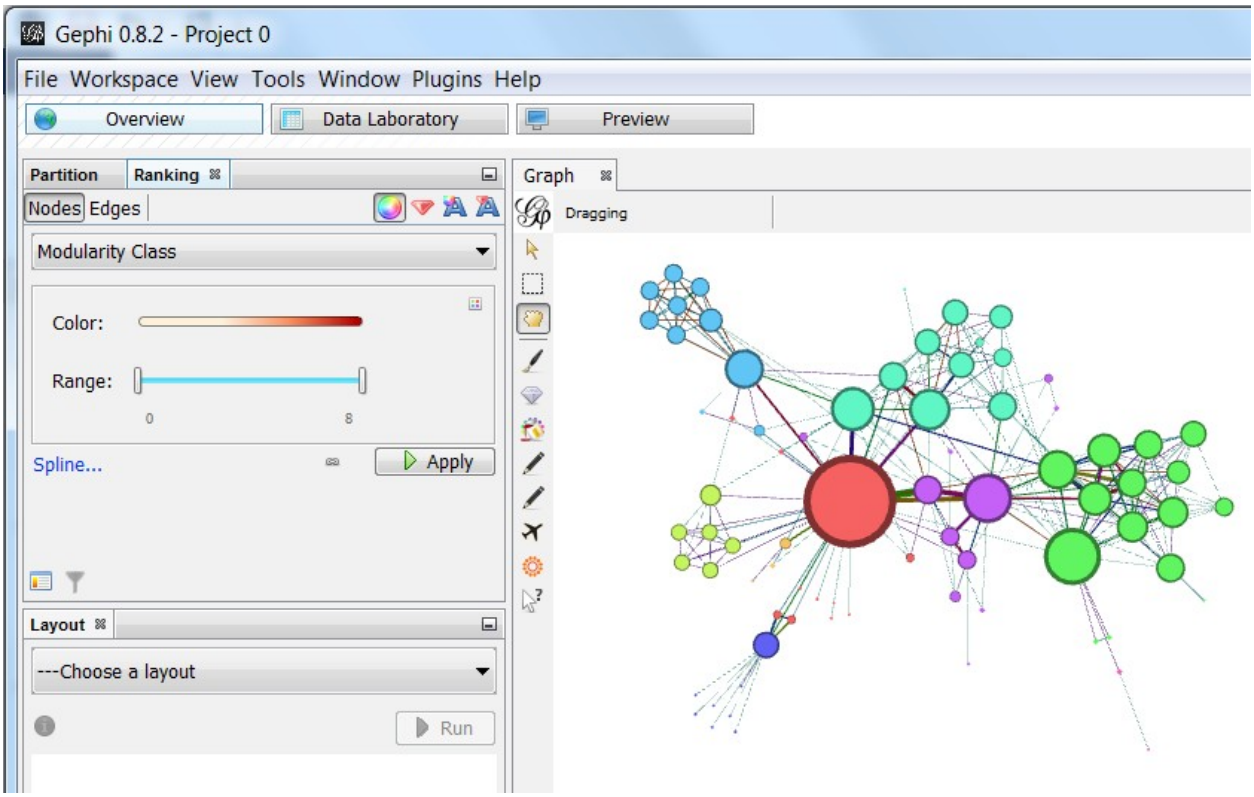
Gephi 0.8.2 - Project 0
File Workspace View Tools Window Plugins Help
Overview
Data Laboratory
Preview
Partition
Ranking
Nodes
Edges
Modularity Class
Color:
Range:
0
8
Spline...
Apply
Layout
---Choose a layout
Run
Graph
Dragging

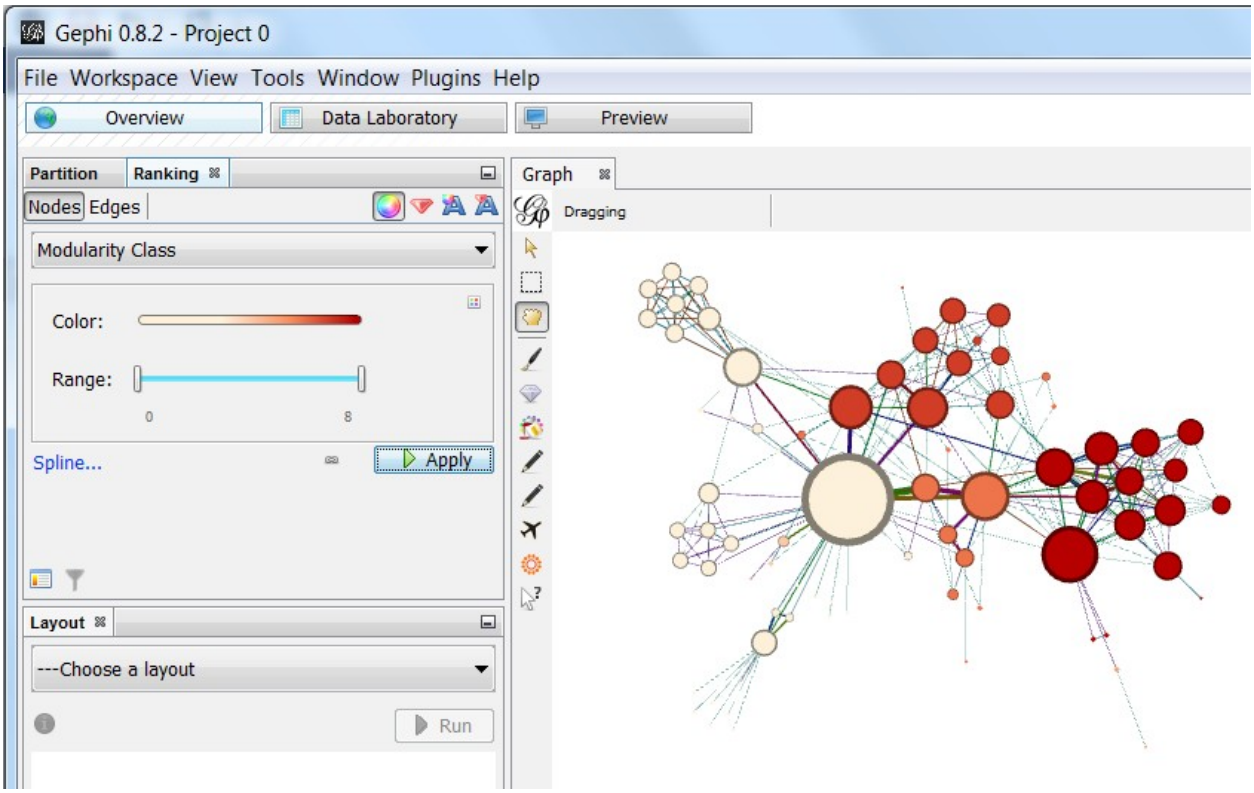
Gephi 0.8.2 - Project 0
File Workspace View Tools Window Plugins Help
Overview
Data Laboratory
Preview
Partition
Ranking
Nodes
Edges
Modularity Class
Color:
Range:
0
8
Spline...
Apply
Layout
---Choose a layout
Run
Graph
Dragging

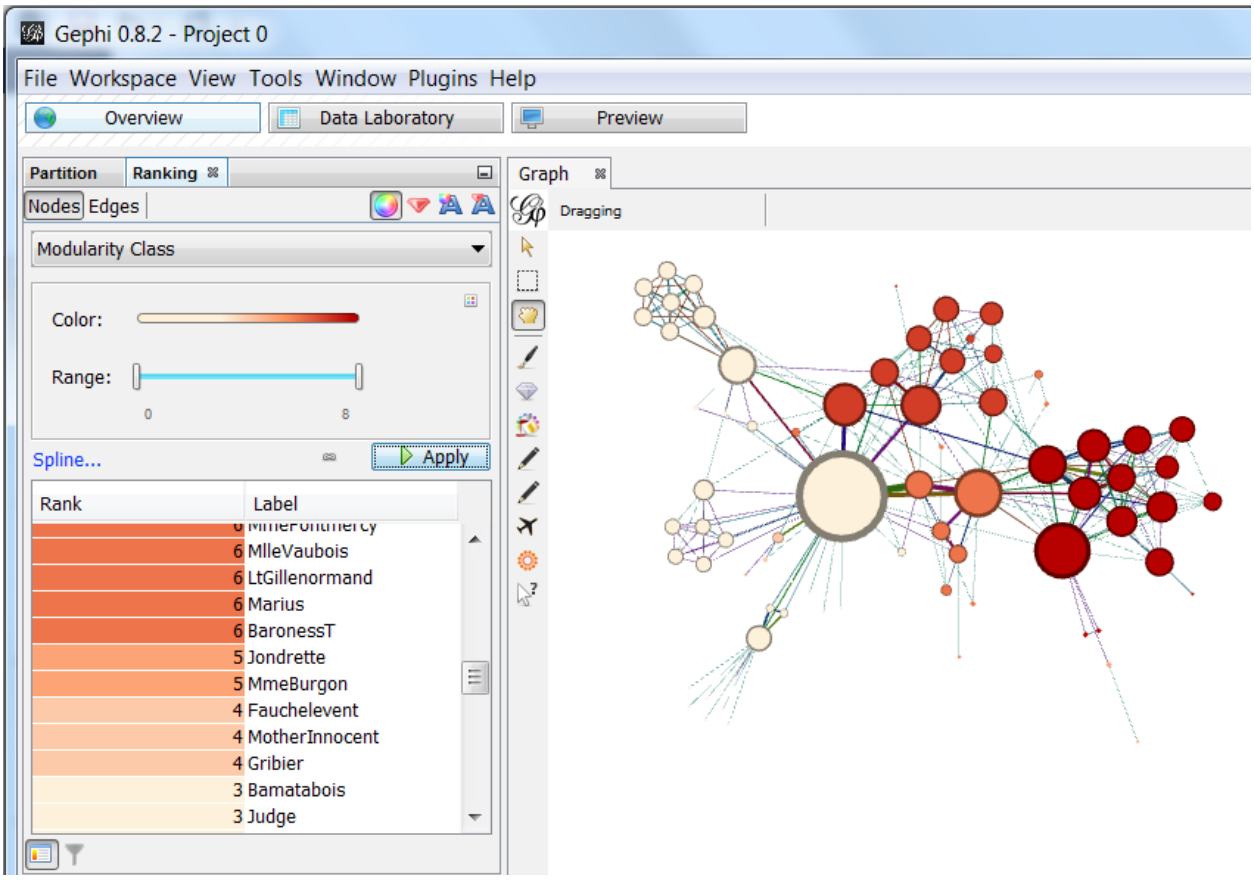
Gephi 0.8.2 - Project 0
File Workspace View Tools Window Plugins Help
Overview
Data Laboratory
Preview
Partition
Ranking
Nodes
Edges
Modularity Class
Color:
Range:
0
8
Spline...
Apply
Rank
Label
6 MlleVaubois
6 LtGillenormand
6 Marius
6 BaronessT
5 Jondrette
5 MmeBurgon
4 Fauchelevent
4 MotherInnocent
4 Gribier
3 Bamatabois
3 Judge
Graph
Dragging

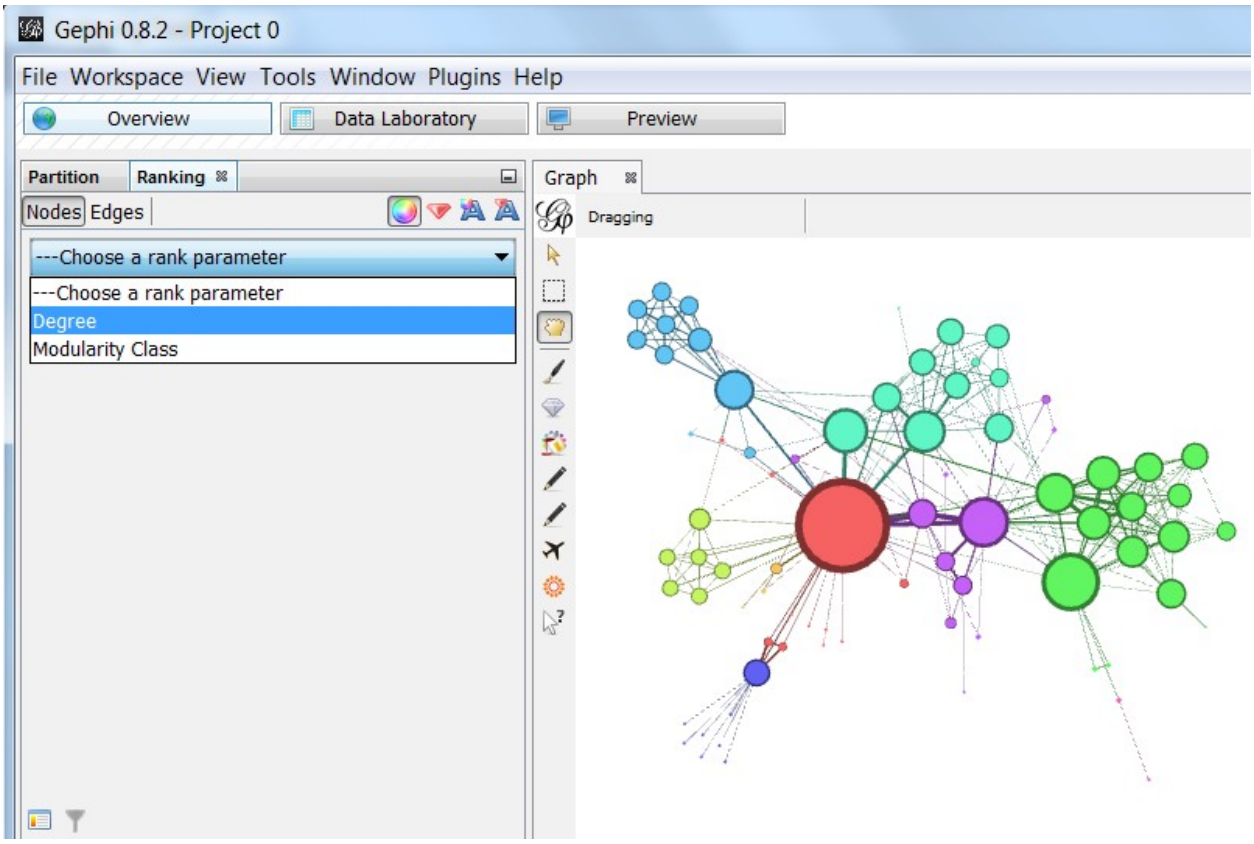
Gephi 0.8.2 - Project 0
File Workspace View Tools Window Plugins Help
Overview
Data Laboratory
Preview
Partition
Ranking
Nodes
Edges
---Choose a rank parameter
---Choose a rank parameter
Degree
Modularity Class
Graph
Dragging

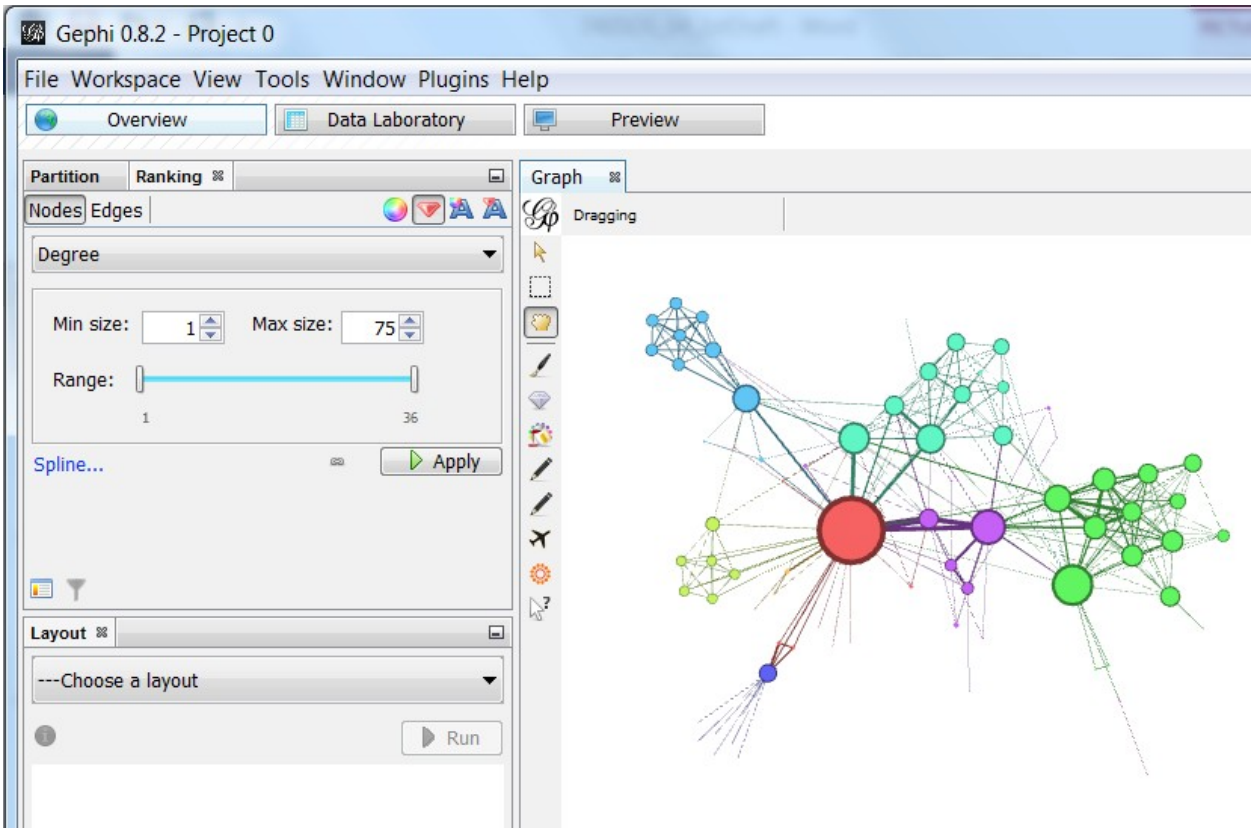
Gephi 0.8.2 - Project 0
File Workspace View Tools Window Plugins Help
Overview
Data Laboratory
Preview
Partition
Ranking
Nodes
Edges
Degree
Min size:
1
Max size:
75
Range:
1
36
Spline...
Apply
Layout
---Choose a layout
Run
Graph
Dragging

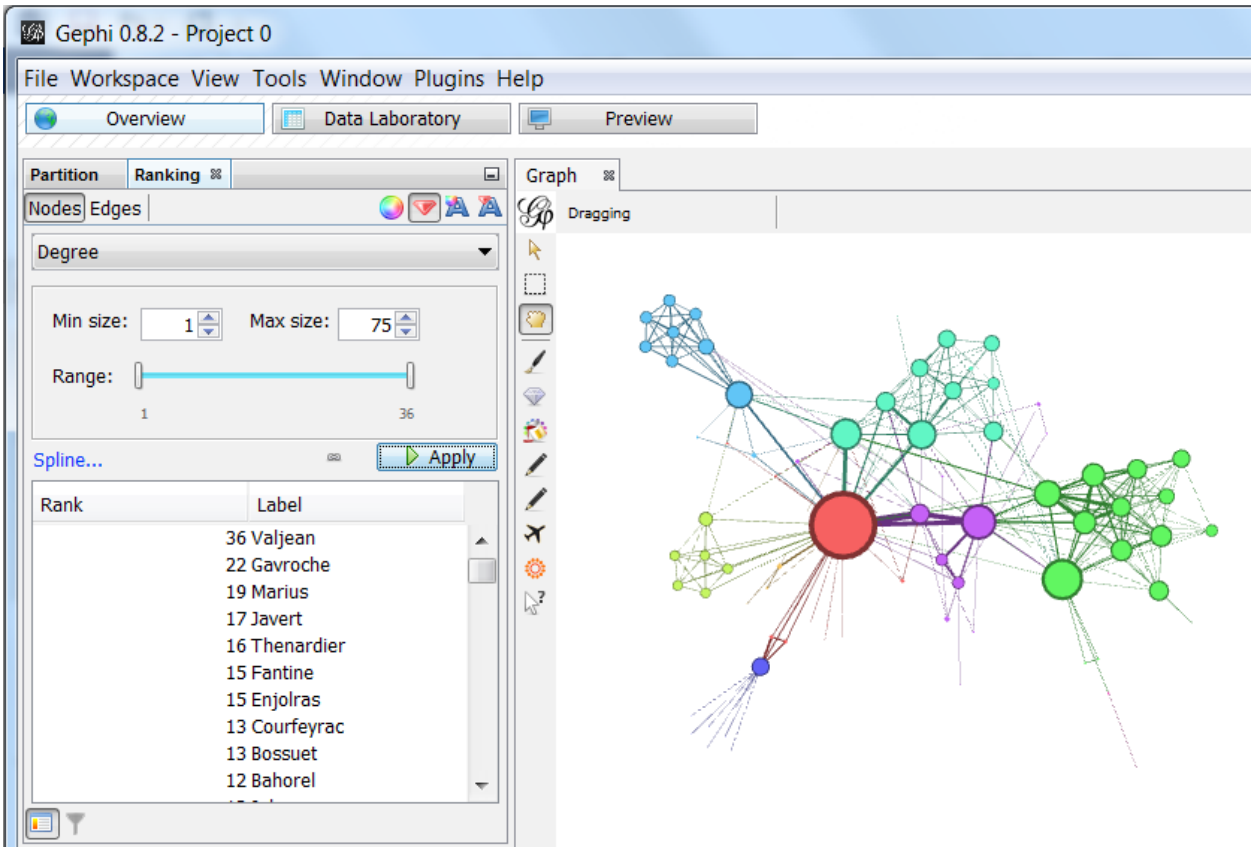
Gephi 0.8.2 - Project 0
File Workspace View Tools Window Plugins Help
Overview
Data Laboratory
Preview
Partition
Ranking
Nodes Edges
Degree
Min size: 1
Max size: 75
Range:
1
36
Spline...
Apply
Rank
Label
36 Valjean
22 Gavroche
19 Marius
17 Javert
16 Thenardier
15 Fantine
15 Enjolras
13 Courfeyrac
13 Bossuet
12 Bahorel
Graph
Dragging

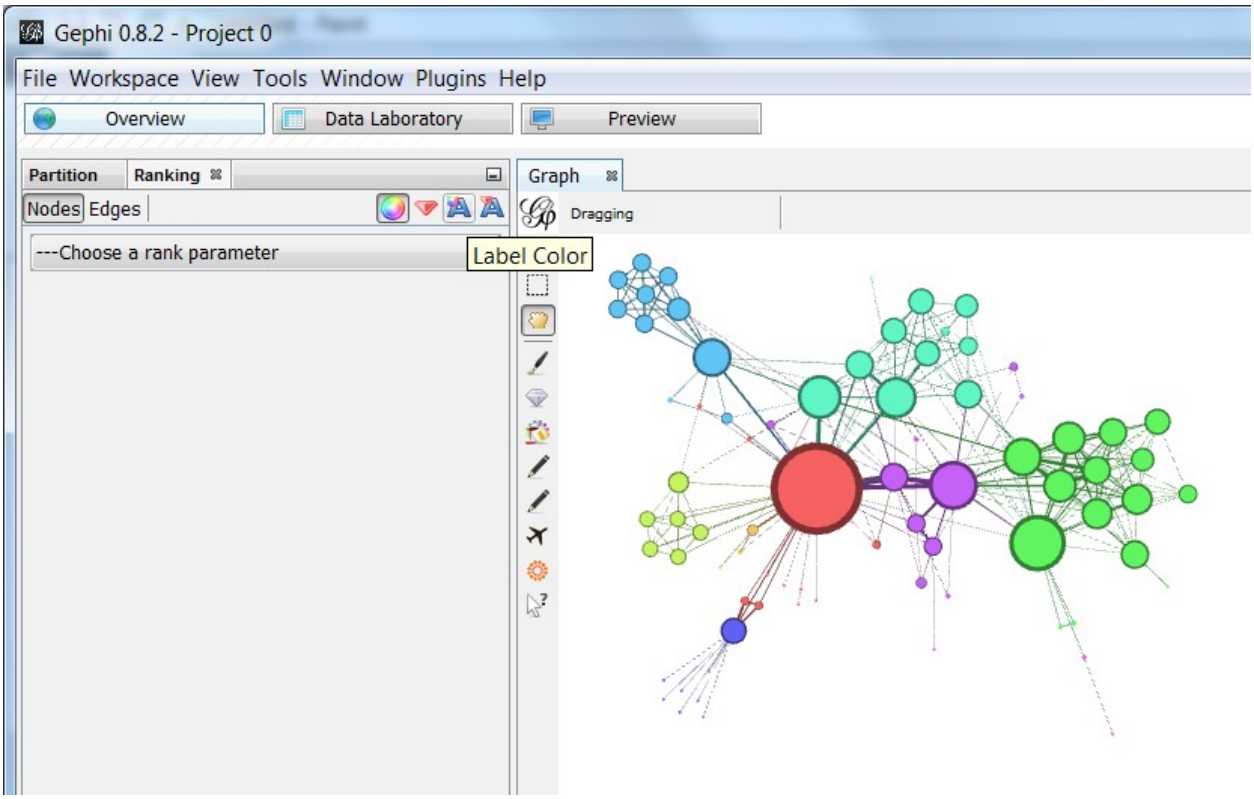
Gephi 0.8.2 - Project 0
File Workspace View Tools Window Plugins Help
Overview
Data Laboratory
Preview
Partition
Ranking
Nodes Edges
---Choose a rank parameter
Label Color
Graph
Dragging

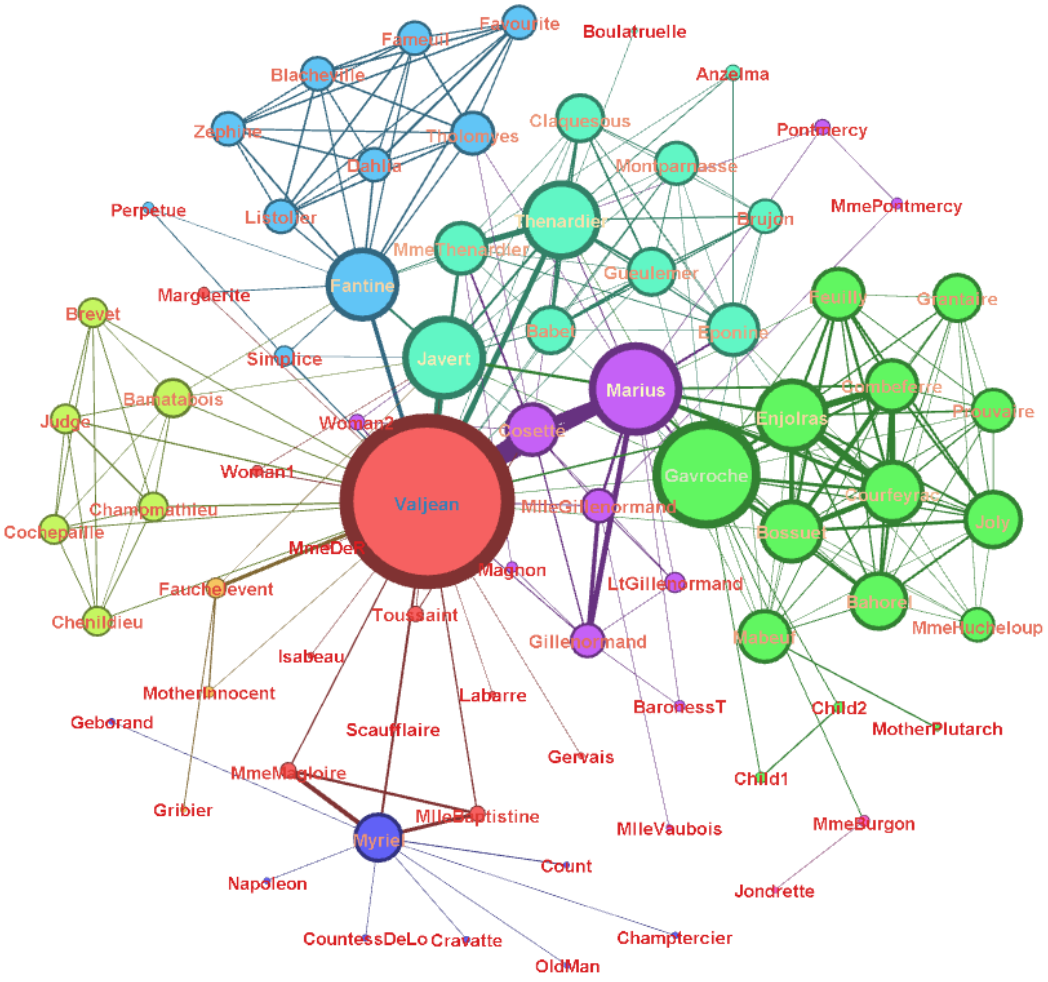
Fameuil
Favourite
Boulatruelle
Blacheville
Anzelma
Zephine
Claquesous
Pontmercy
Tholomyes
Dahlia
Montparnasse
Perpetue
Listolier
Thenardier
Brujon
MmePontmercy
MmeThenardier
Gueulemer
Fantine
Marguerite
Feuilly
Grantaire
Brevet
Babet
Bpontmy
Simplice
Javert
Marius
Bamatabois
Combeferre
Judge
Woman2
Cosette
Enjolras
Prouvaire
Woman1
Gavroche
Valjean
Courfeyrac
Chanmathieu
MlleGillenormand
Joly
Cochepaille
Bossuet
MmeDeR
Magnon
LtGillenormand
Fauchelevent
Bahorel
Chenildieu
Toussaint
MmeHucheloup
Gillenormand
Mabeuf
Isabeau
MotherInnocent
Labarre
BaronessT
Child2
Geborand
Scaufflaire
MotherPlutarch
Gervais
MmeMagloire
Child1
Gribier
MlleBaptistine
MlleVaubois
MmeBurgon
Myriel
Count
Napoleon
Jondrette
CountessDeLo
Cravatte
Champtercier
OldMan

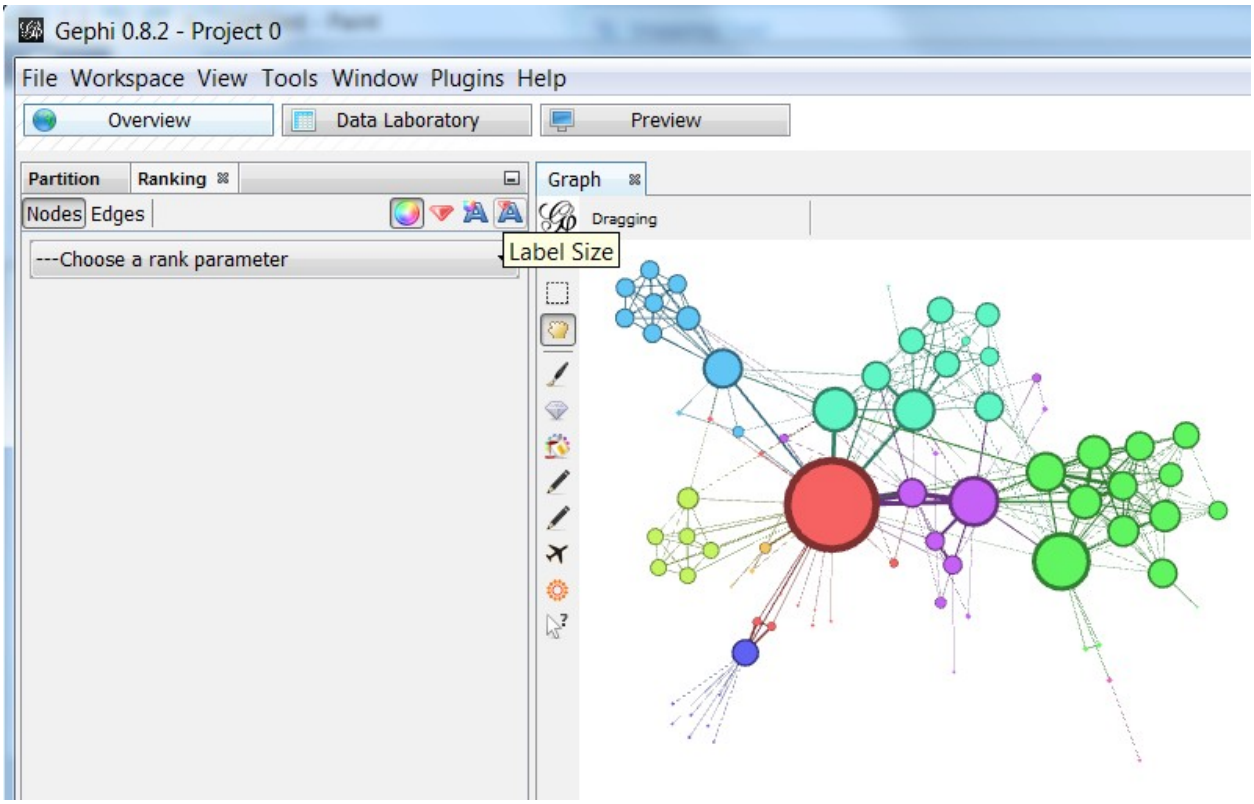
Gephi 0.8.2 - Project 0
File Workspace View Tools Window Plugins Help
Overview
Data Laboratory
Preview
Partition
Ranking
Nodes
Edges
---Choose a rank parameter
Label Size
Graph
Dragging

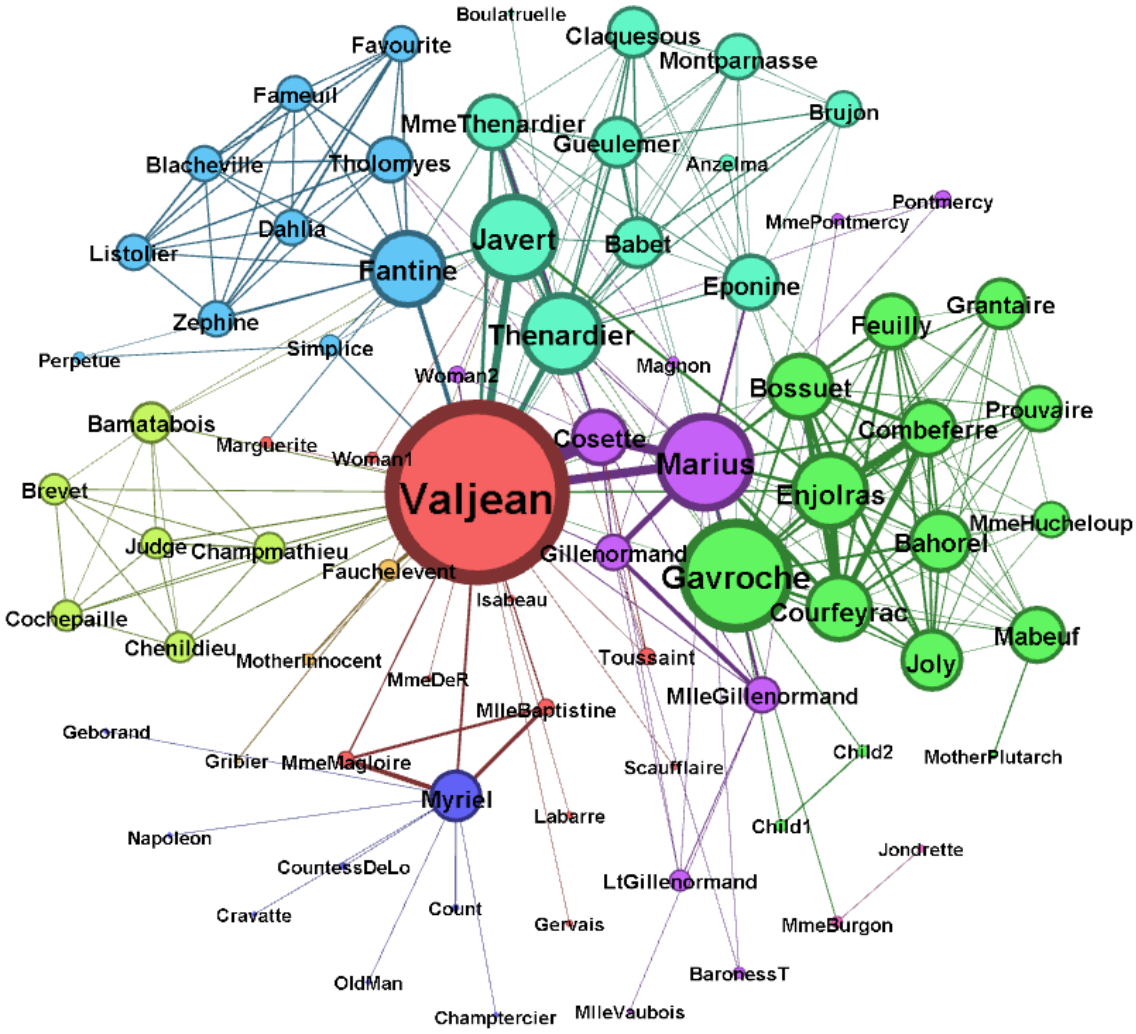
Boulatruelle
Claquesous
Montparnasse
Favourite
Fameuil
MmeThenardier
Gueulemer
Brujon
Blacheville
Tholomyes
Anzelma
Pontmercy
MmePontmercy
Dahlia
Javert
Babet
Listolier
Fantine
Eponine
Grantaire
Zephine
Feuilly
Thenardier
Simplice
Perpetue
Magnon
Woman2
Bossuet
Prouvaire
Bamatabois
Combeferre
Cosette
Marguerite
Woman1
Marius
Brevet
Valjean
Enjolras
MmeHucheloup
Judge
Champmathieu
Gillenormand
Bahorel
Fauchelevent
Gavroche
Cochepaille
Isabeau
Courfeyrac
Mabeuf
Chenildieu
MotherInnocent
Toussaint
Joly
MmeDeR
MlleGillenormand
MlleBaptistine
Geborand
Child2
MotherPlutarch
Gribier
MmeMagloire
Scaufflaire
Myriel
Labarre
Child1
Napoleon
Jondrette
CountessDeLo
LtGillenormand
Cravatte
Count
Gervais
MmeBurgon
OldMan
BaronessT
Champtercier
MlleVaubois

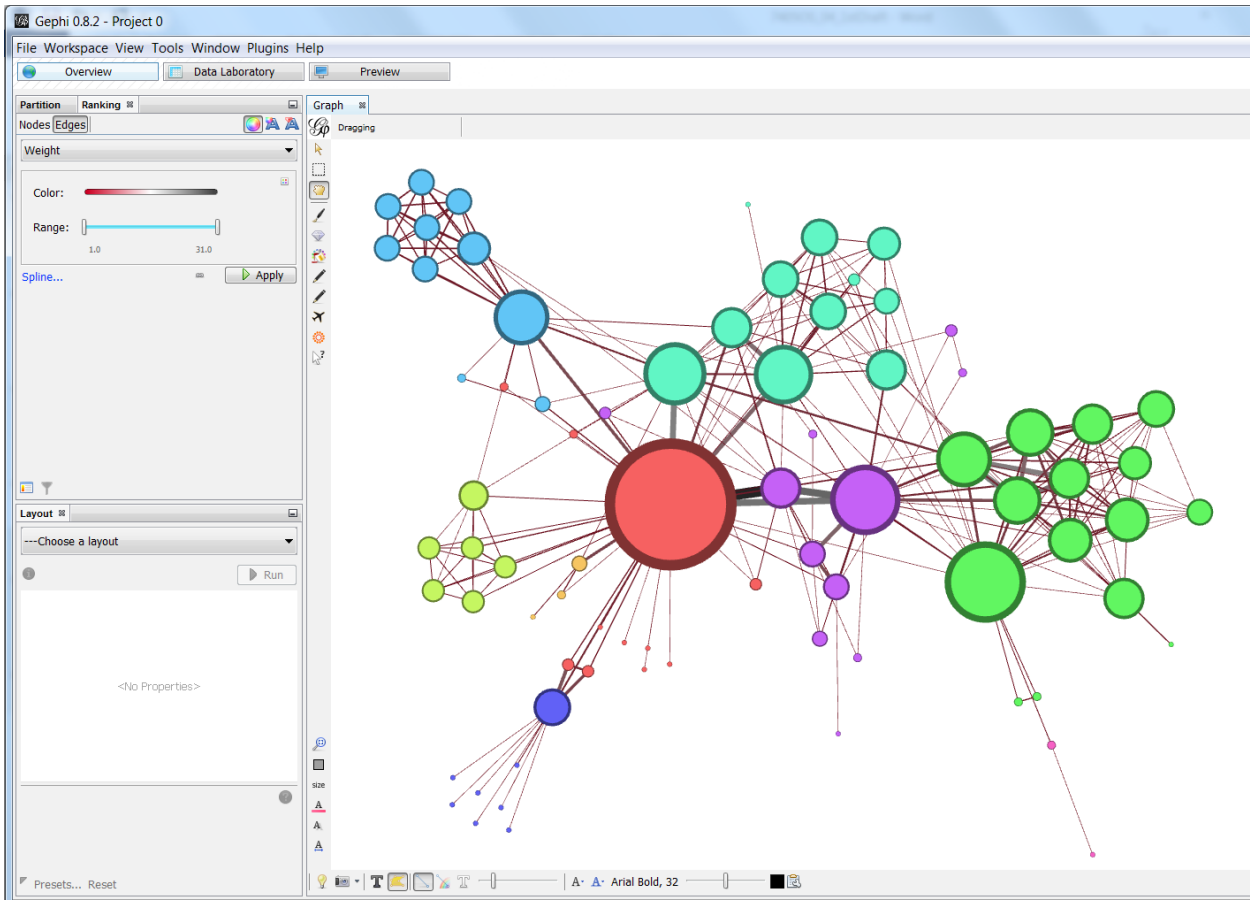
Gephi 0.8.2 - Project 0
File Workspace View Tools Window Plugins Help
Overview
Data Laboratory
Preview
Partition
Ranking
Nodes
Edges
Weight
Color:
Range:
1.0
31.0
Spline...
Apply
Layout
---Choose a layout
Run
<No Properties>
Presets...
Reset
Graph
Dragging
size
Arial Bold, 32

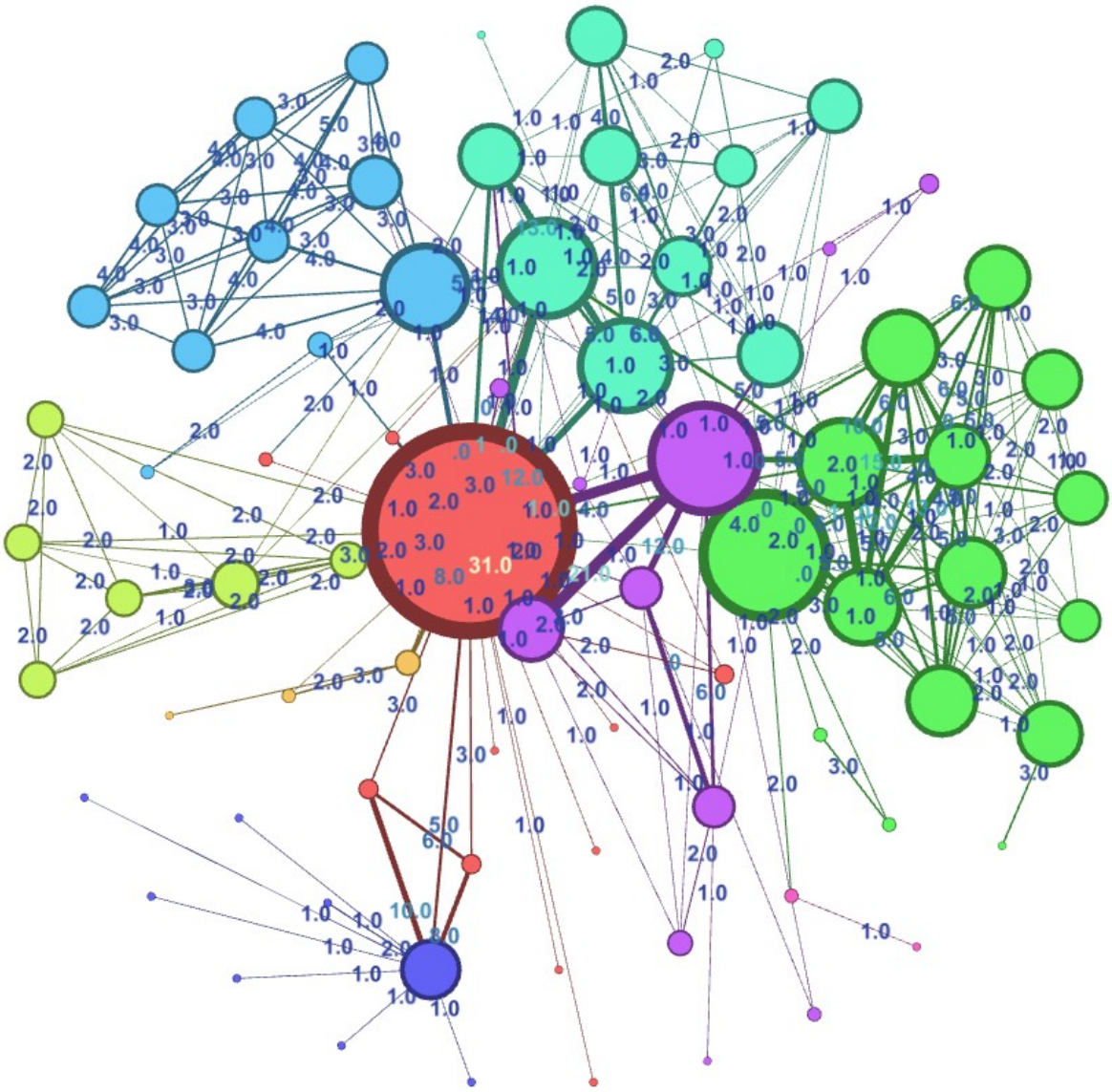

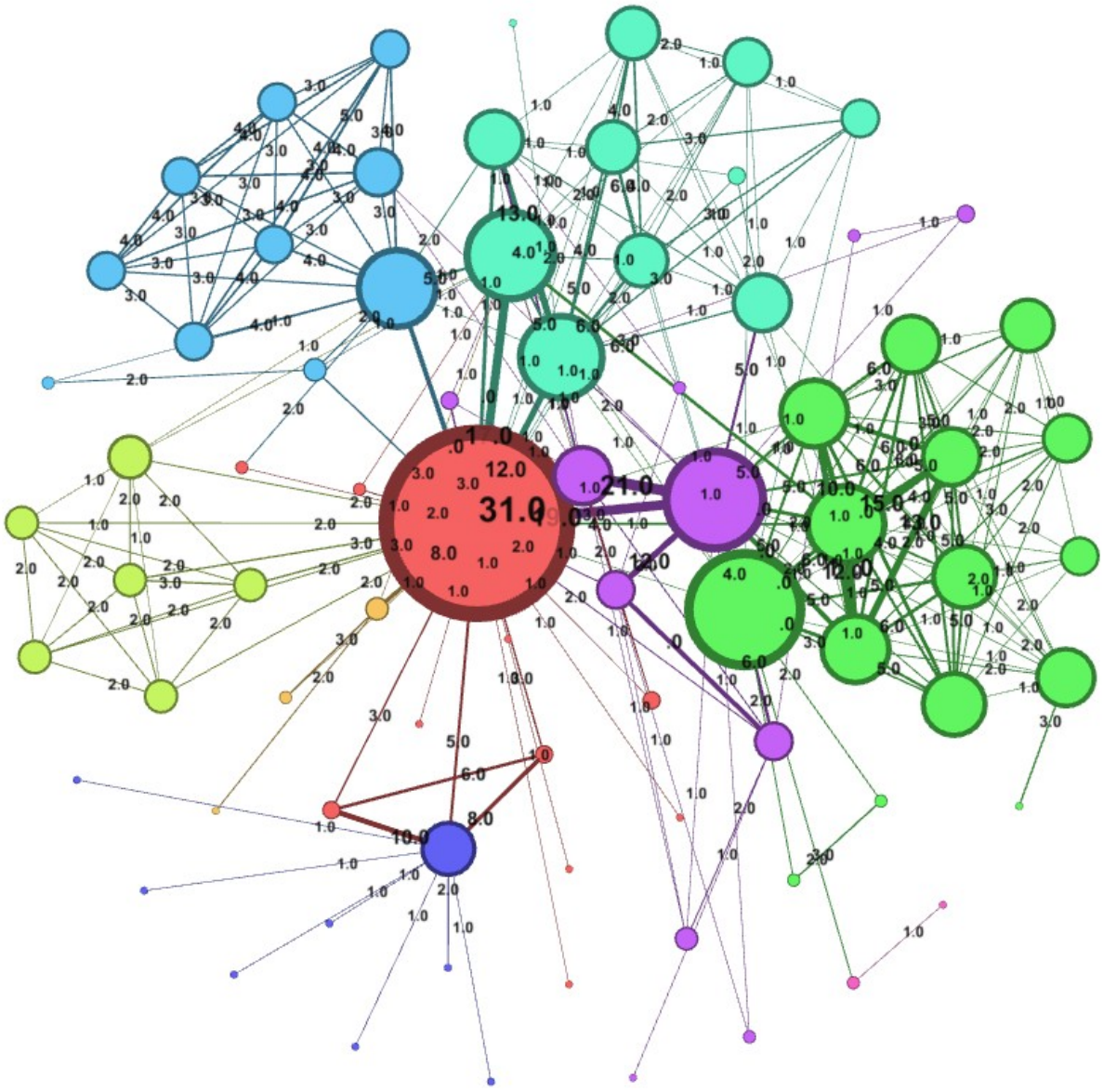

Chapter 5: Running Metrics, Filters, and Timelines

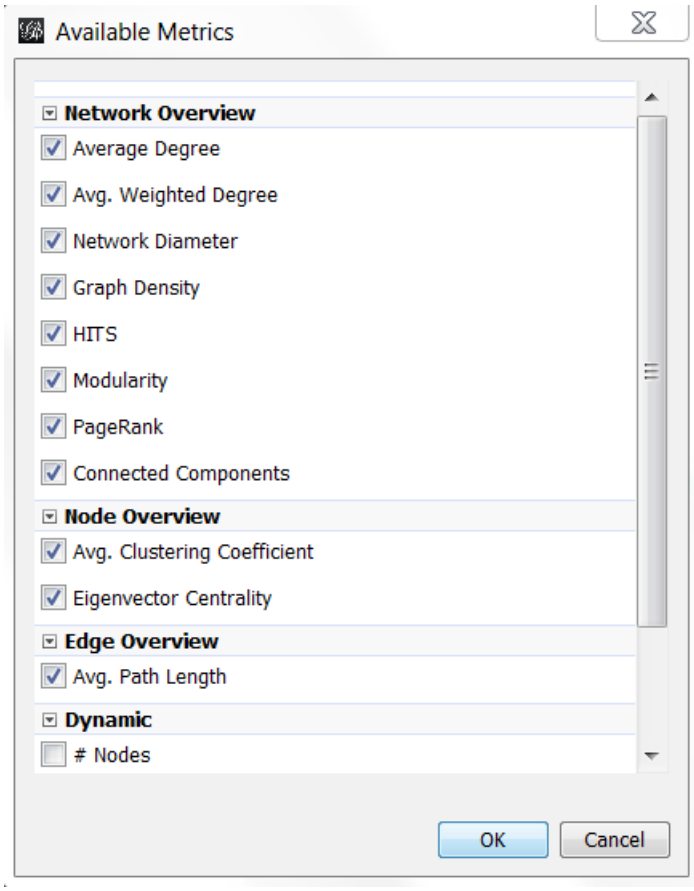
Available Metrics
Network Overview
Average Degree
Avg. Weighted Degree
Network Diameter
Graph Density
HITS
Modularity
PageRank
Connected Components
Node Overview
Avg. Clustering Coefficient
Eigenvector Centrality
Edge Overview
Avg. Path Length
Dynamic
Nodes
OK
Cancel

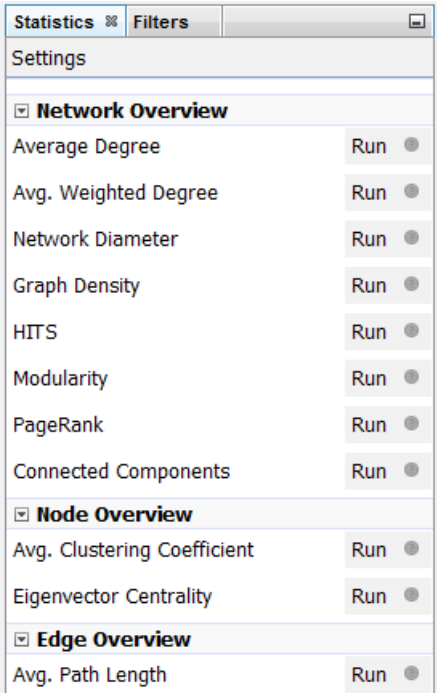
Statistics
Filters
Settings
Network Overview
Average Degree Run
Avg. Weighted Degree Run
Network Diameter Run
Graph Density Run
HITS Run
Modularity Run
PageRank Run
Connected Components Run
Node Overview
Avg. Clustering Coefficient Run
Eigenvector Centrality Run
Edge Overview
Avg. Path Length Run

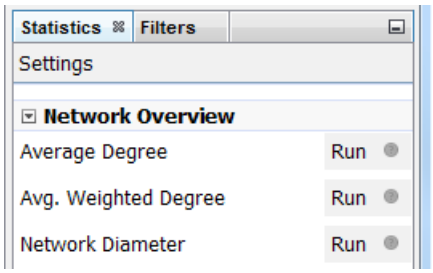
Statistics
Filters
Settings
Network Overview
Average Degree
Run
Avg. Weighted Degree
Run
Network Diameter
Run

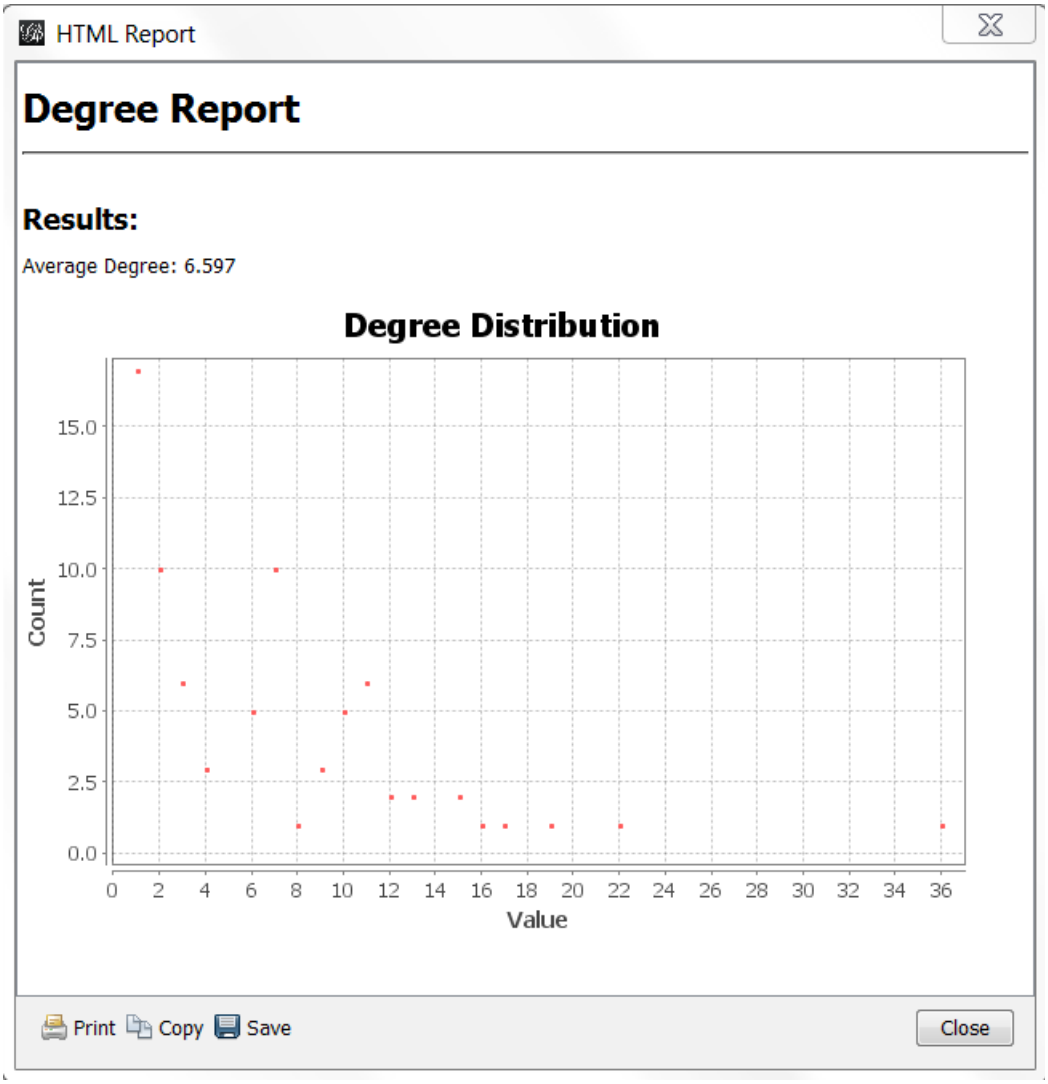
HTML Report
Degree Report
Results:
Average Degree: 6.597
Degree Distribution
Count
15.0
12.5
10.0
7.5
5.0
2.5
0.0
0 2 4 6 8 10 12 14 16 18 20 22 24 26 28 30 32 34 36
Value
Print
Copy
Save
Close

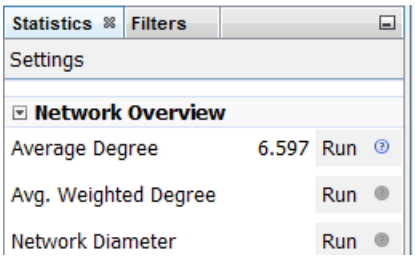
Statistics
Filters
Settings
Network Overview
Average Degree
6.597
Run
Avg. Weighted Degree
Run
Network Diameter
Run

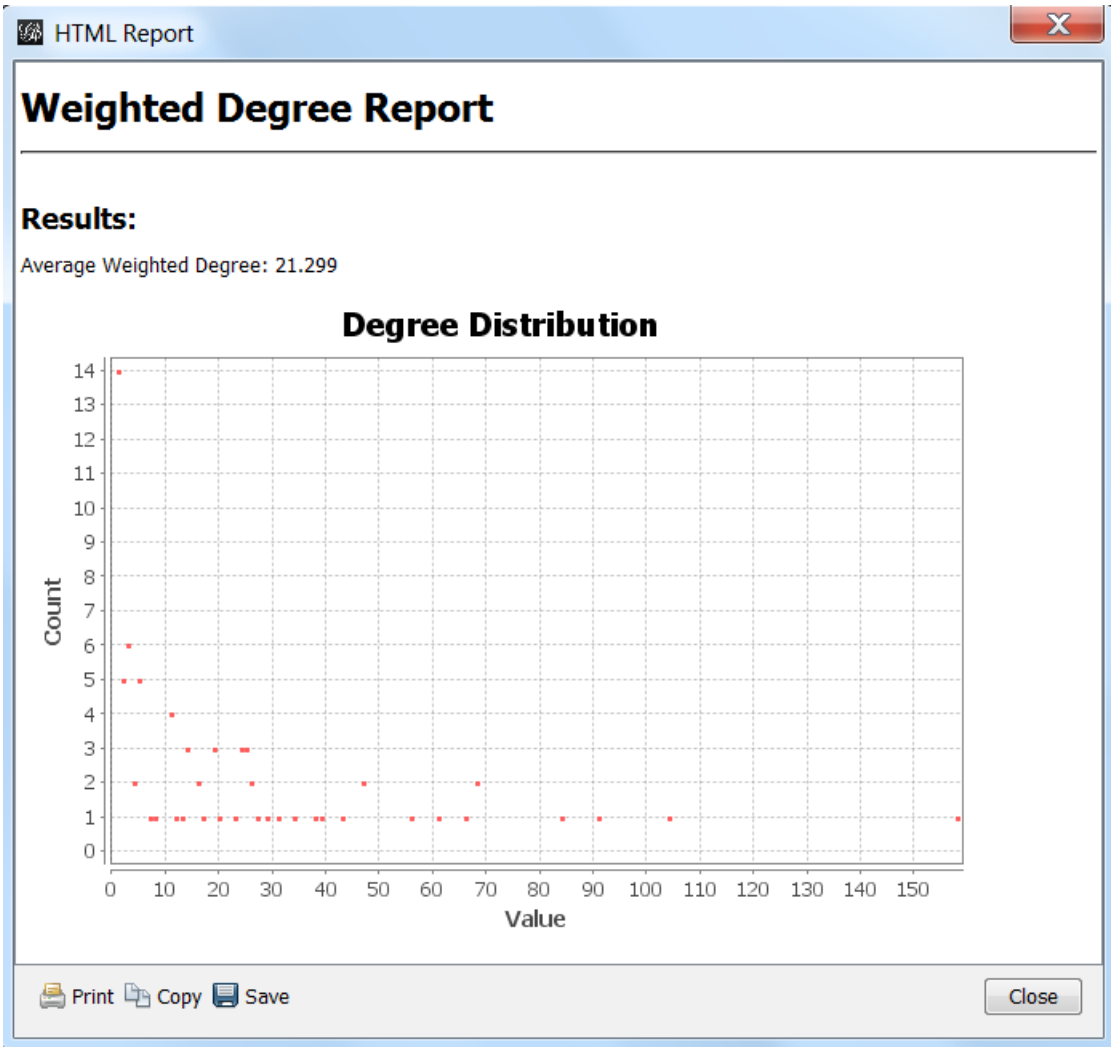
HTML Report
Weighted Degree Report
Results:
Average Weighted Degree: 21.299
Degree Distribution
Count
Value
0
1
2
3
4
5
6
7
8
9
10
11
12
13
14
0
10
20
30
40
50
60
70
80
90
100
110
120
130
140
150
Print
Copy
Save
Close

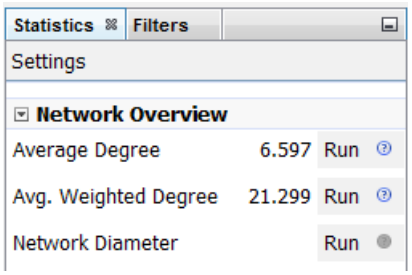
Statistics
Filters
Settings
Network Overview
Average Degree
6.597
Run
Avg. Weighted Degree
21.299
Run
Network Diameter
Run

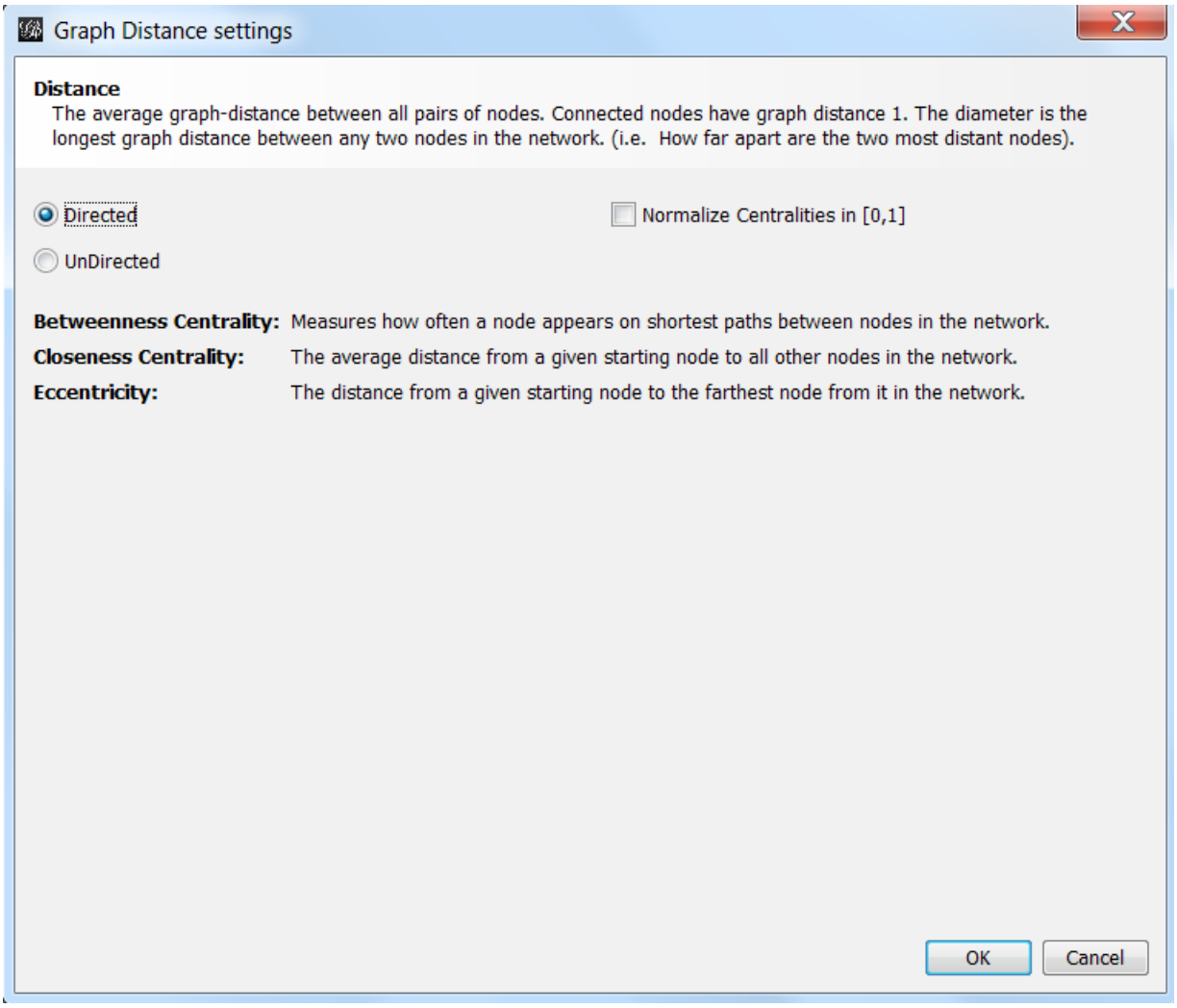
Graph Distance settings
Distance
The average graph-distance between all pairs of nodes. Connected nodes have graph distance 1. The diameter is the longest graph distance between any two nodes in the network. (i.e. How far apart are the two most distant nodes).
Directed
UnDirected
Normalize Centralities in [0,1]
Betweenness Centrality: Measures how often a node appears on shortest paths between nodes in the network.
Closeness Centrality: The average distance from a given starting node to all other nodes in the network.
Eccentricity: The distance from a given starting node to the farthest node from it in the network.
OK
Cancel

HTML Report

Graph Distance Report

Parameters:

Network Interpretation: directed

Results:

Diameter: 5
Radius: 0
Average Path length: 2.4
Number of shortest paths: 1215

Betweenness Centrality Distribution

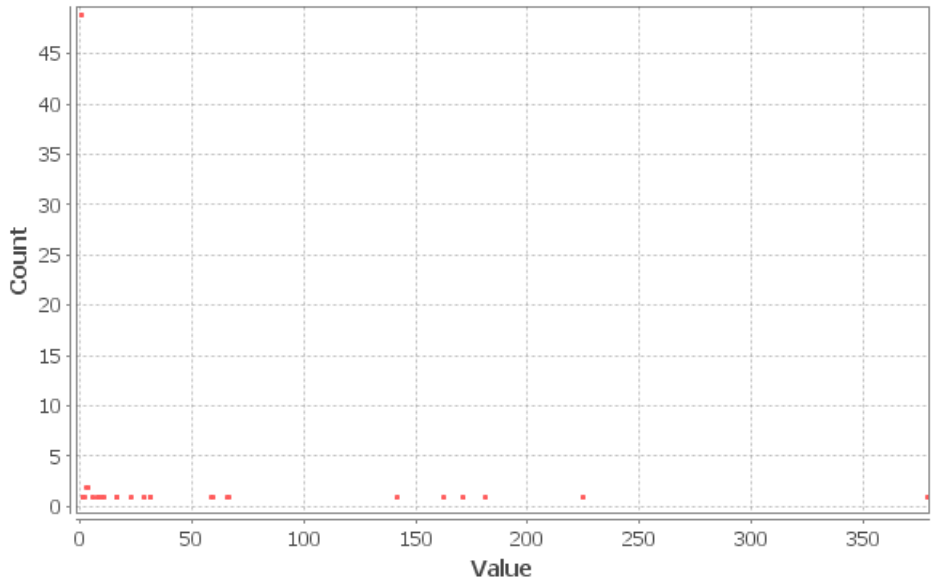

Print Copy Save Close

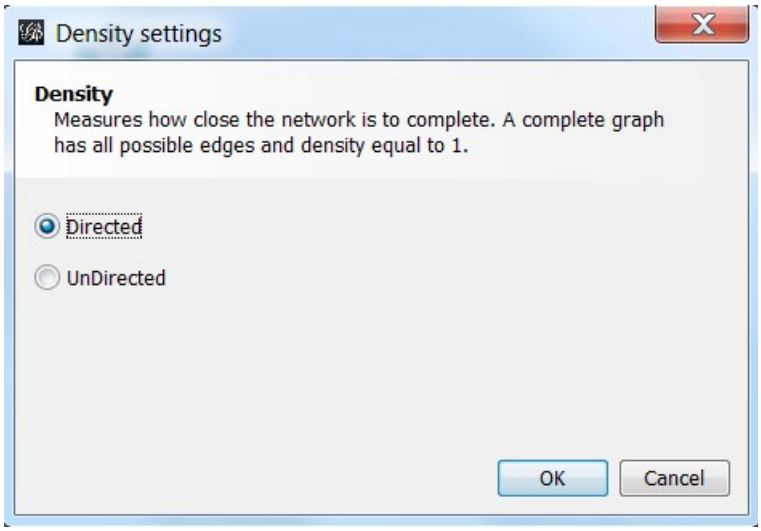
Density settings
Density
Measures how close the network is to complete. A complete graph has all possible edges and density equal to 1.
Directed
UnDirected
OK
Cancel

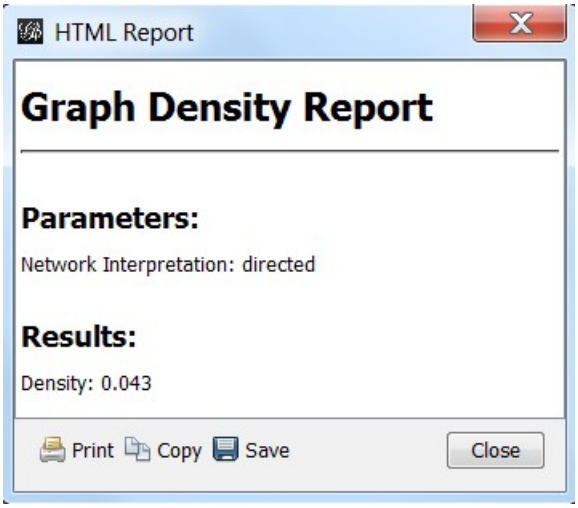
HTML Report
Graph Density Report
Parameters:
Network Interpretation: directed
Results:
Density: 0.043
Print
Copy
Save
Close

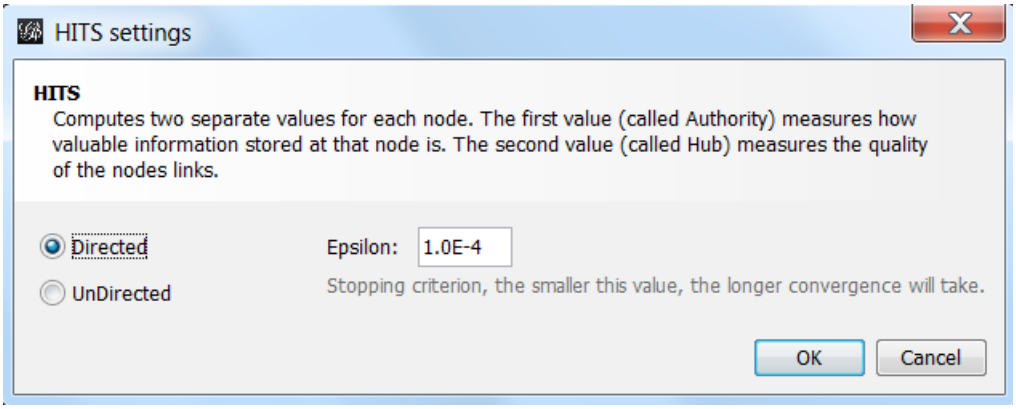
HITS settings
HITS
Computes two separate values for each node. The first value (called Authority) measures how valuable information stored at that node is. The second value (called Hub) measures the quality of the nodes links.
Directed
UnDirected
Epsilon:
1.0E-4
Stopping criterion, the smaller this value, the longer convergence will take.
OK
Cancel

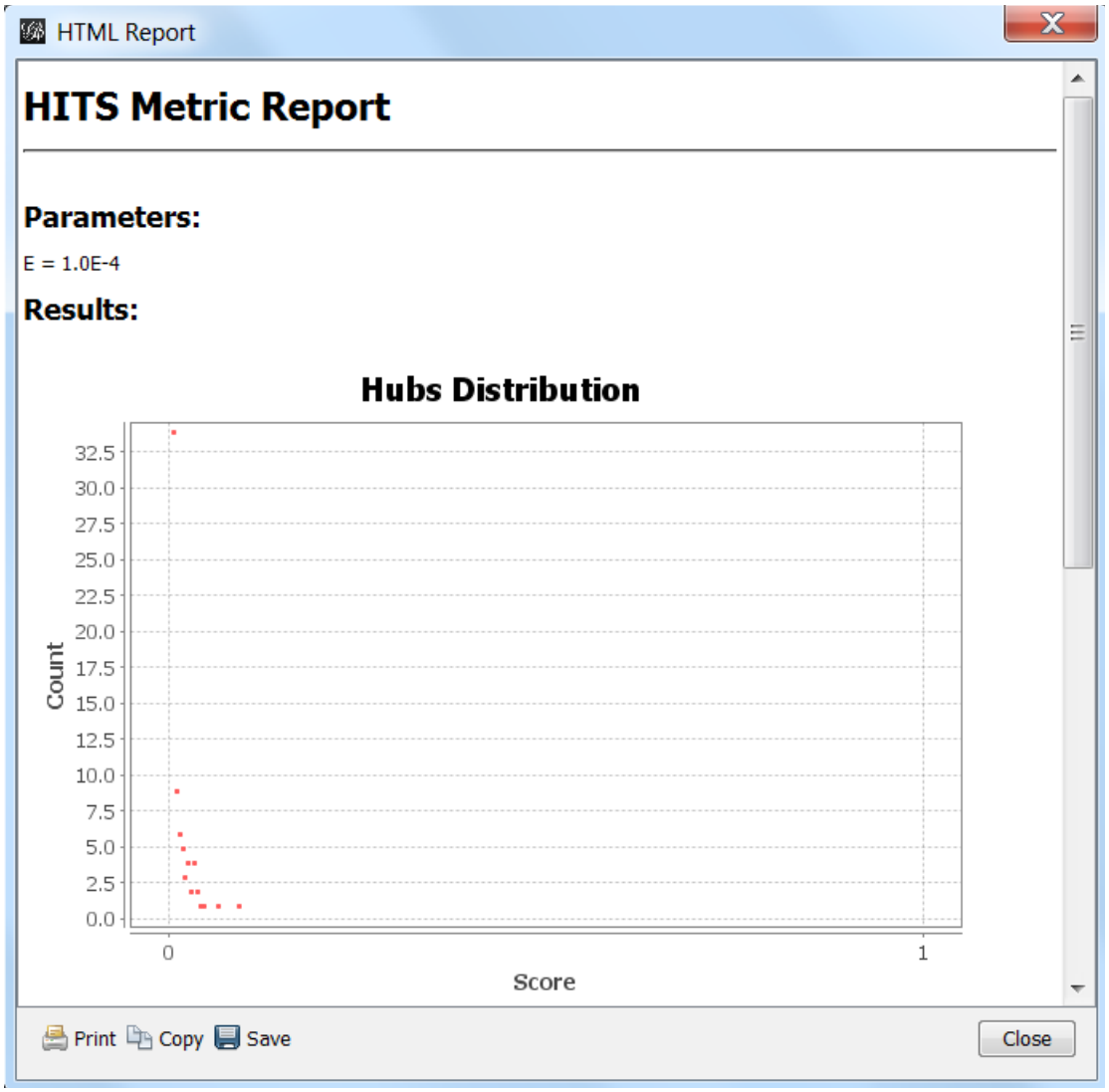
HTML Report
HITS Metric Report
Parameters:
E = 1.0E-4
Results:
Hubs Distribution
Count
32.5
30.0
27.5
25.0
22.5
20.0
17.5
15.0
12.5
10.0
7.5
5.0
2.5
0.0
0
1
Score
Print
Copy
Save
Close

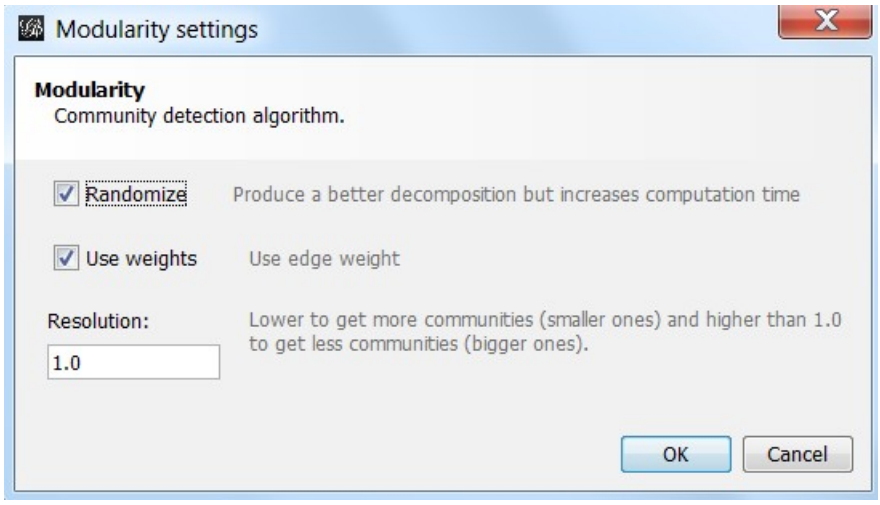
Modularity settings
Modularity
Community detection algorithm.
Randomize
Produce a better decomposition but increases computation time
Use weights
Use edge weight
Resolution:
1.0
Lower to get more communities (smaller ones) and higher than 1.0 to get less communities (bigger ones).
OK
Cancel

HTML Report

Modularity Report

Parameters:

Randomize: On
Use edge weights: On
Resolution: 1.0

Results:

Modularity: 0.565
Modularity with resolution: 0.565
Number of Communities: 6

Print Copy Save Close

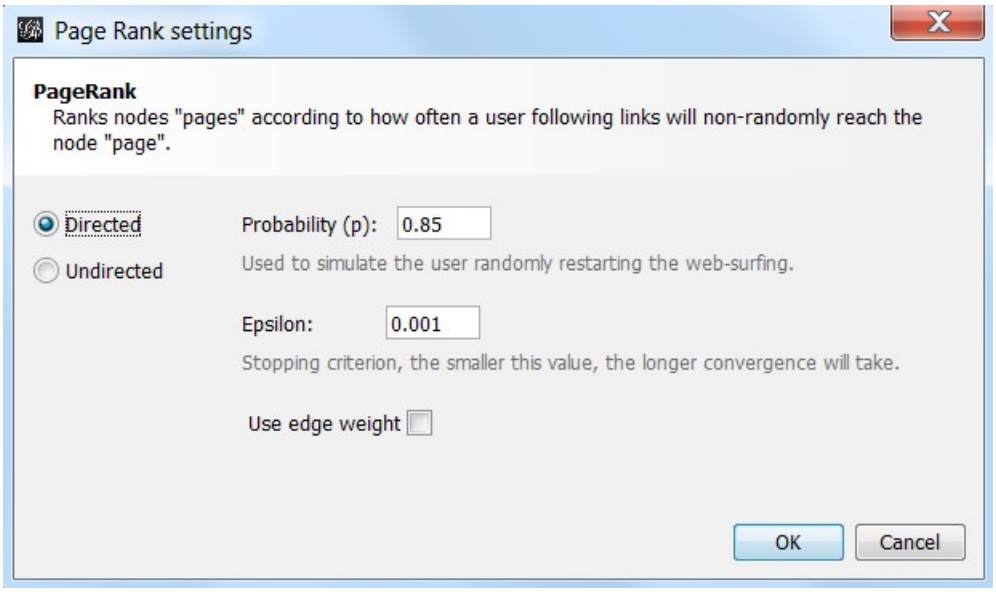
Page Rank settings
PageRank
Ranks nodes "pages" according to how often a user following links will non-randomly reach the node "page".
Directed
Undirected
Probability (p):
0.85
Used to simulate the user randomly restarting the web-surfing.
Epsilon:
0.001
Stopping criterion, the smaller this value, the longer convergence will take.
Use edge weight
OK
Cancel

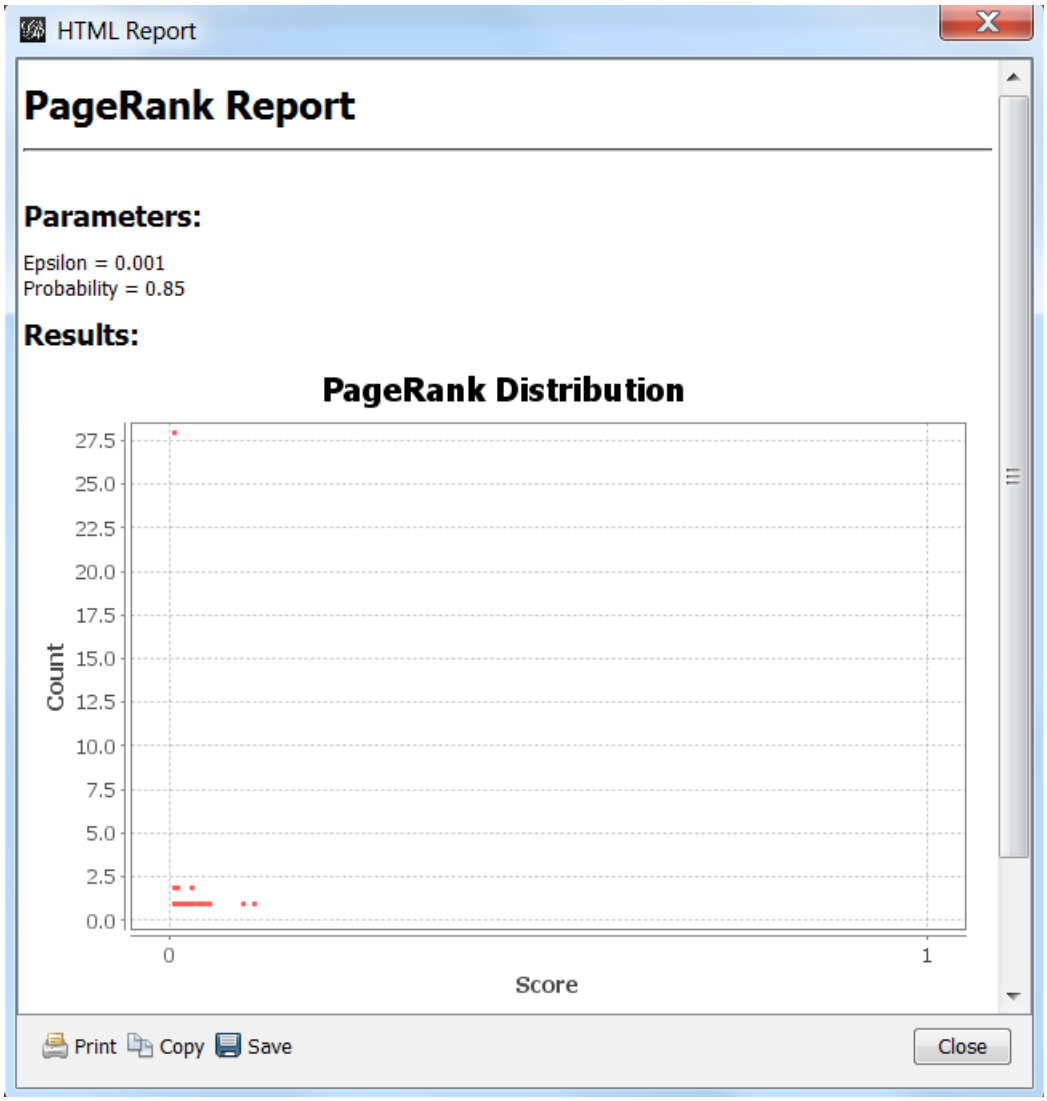
HTML Report
PageRank Report
Parameters:
Epsilon = 0.001
Probability = 0.85
Results:
PageRank Distribution
Count
27.5
25.0
22.5
20.0
17.5
15.0
12.5
10.0
7.5
5.0
2.5
0.0
0
1
Score
Print
Copy
Save
Close

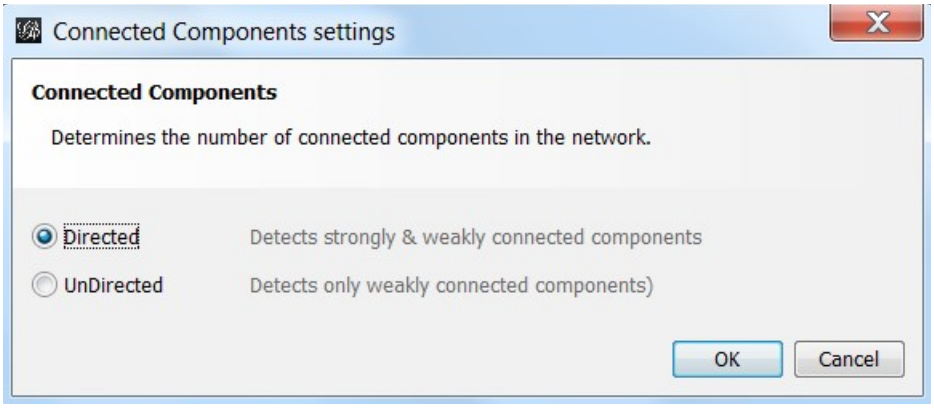
Connected Components settings
Connected Components
Determines the number of connected components in the network.
Directed
Detects strongly & weakly connected components
UnDirected
Detects only weakly connected components)
OK
Cancel

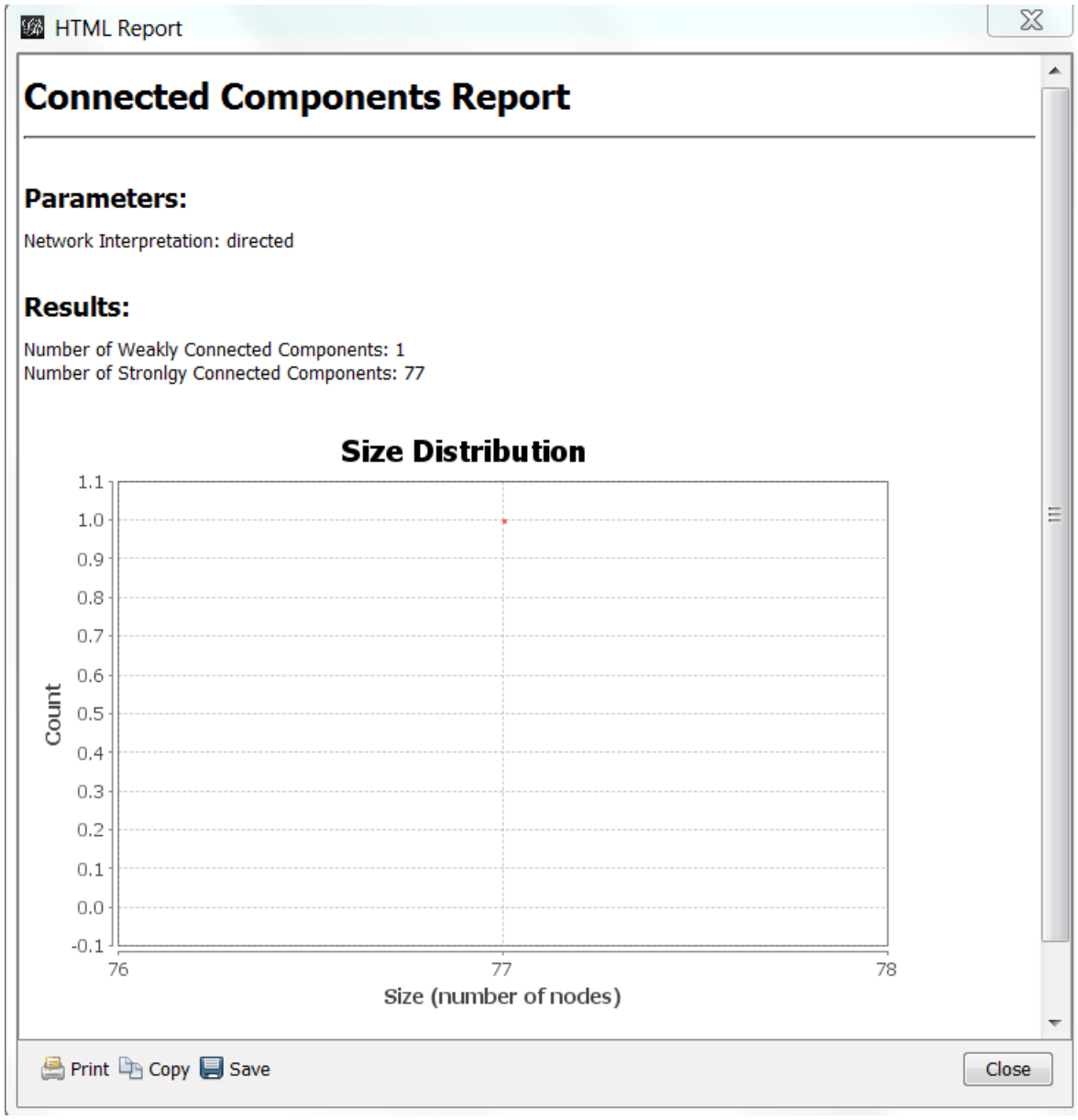
HTML Report
Connected Components Report
Parameters:
Network Interpretation: directed
Results:
Number of Weakly Connected Components: 1
Number of Stronlgy Connected Components: 77
Size Distribution
Count
1.1
1.0
0.9
0.8
0.7
0.6
0.5
0.4
0.3
0.2
0.1
0.0
-0.1
76
77
78
Size (number of nodes)
Print
Copy
Save
Close

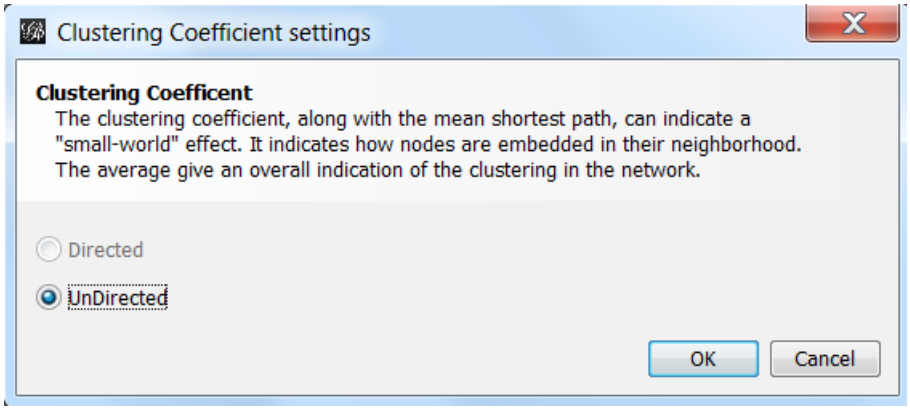
Clustering Coefficient settings
Clustering Coefficent
The clustering coefficient, along with the mean shortest path, can indicate a "small-world" effect. It indicates how nodes are embedded in their neighborhood. The average give an overall indication of the clustering in the network.
Directed
UnDirected
OK
Cancel

HTML Report

Clustering Coefficient Metric Report

Parameters:

Network Interpretation: undirected

Results:

Average Clustering Coefficient: 0.736
Total triangles: 467
The Average Clustering Coefficient is the mean value of individual coefficients.

Clustering Coefficient Distribution

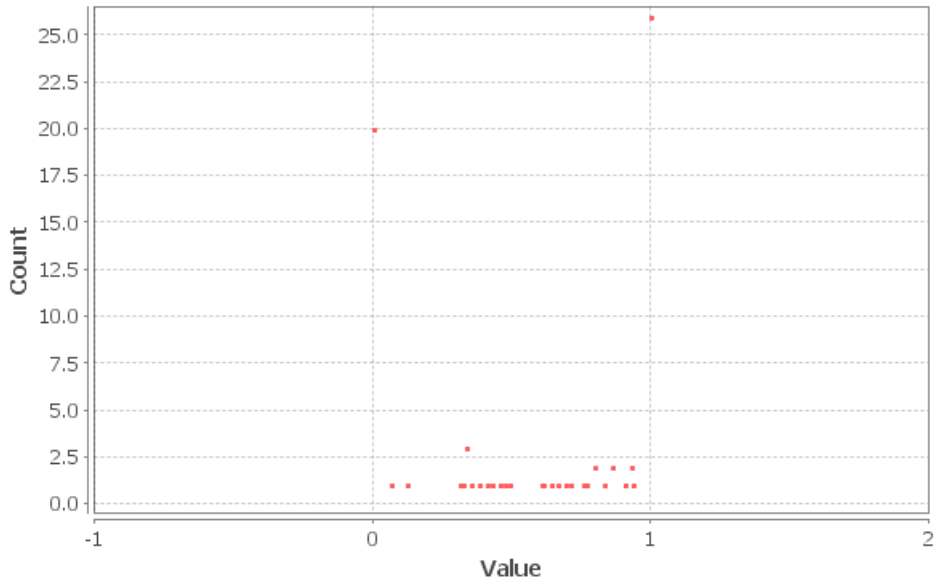

Print Copy Save Close

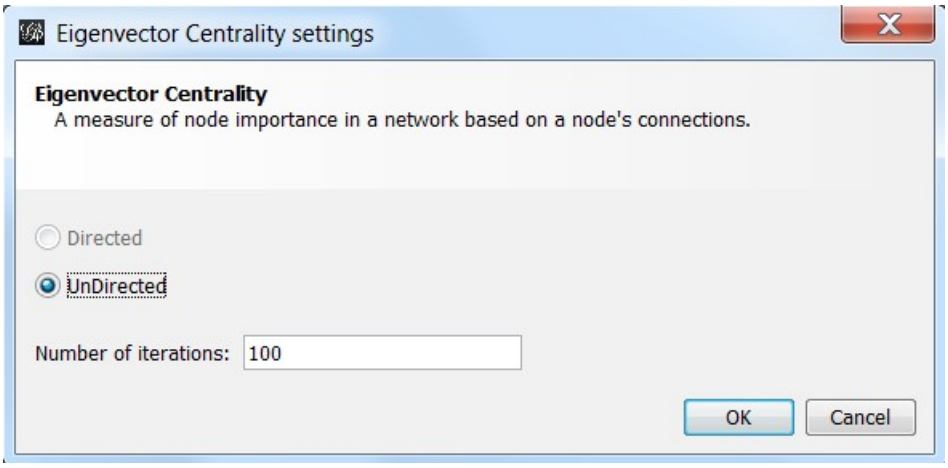
Eigenvector Centrality settings
Eigenvector Centrality
A measure of node importance in a network based on a node's connections.
Directed
UnDirected
Number of iterations:
100
OK
Cancel

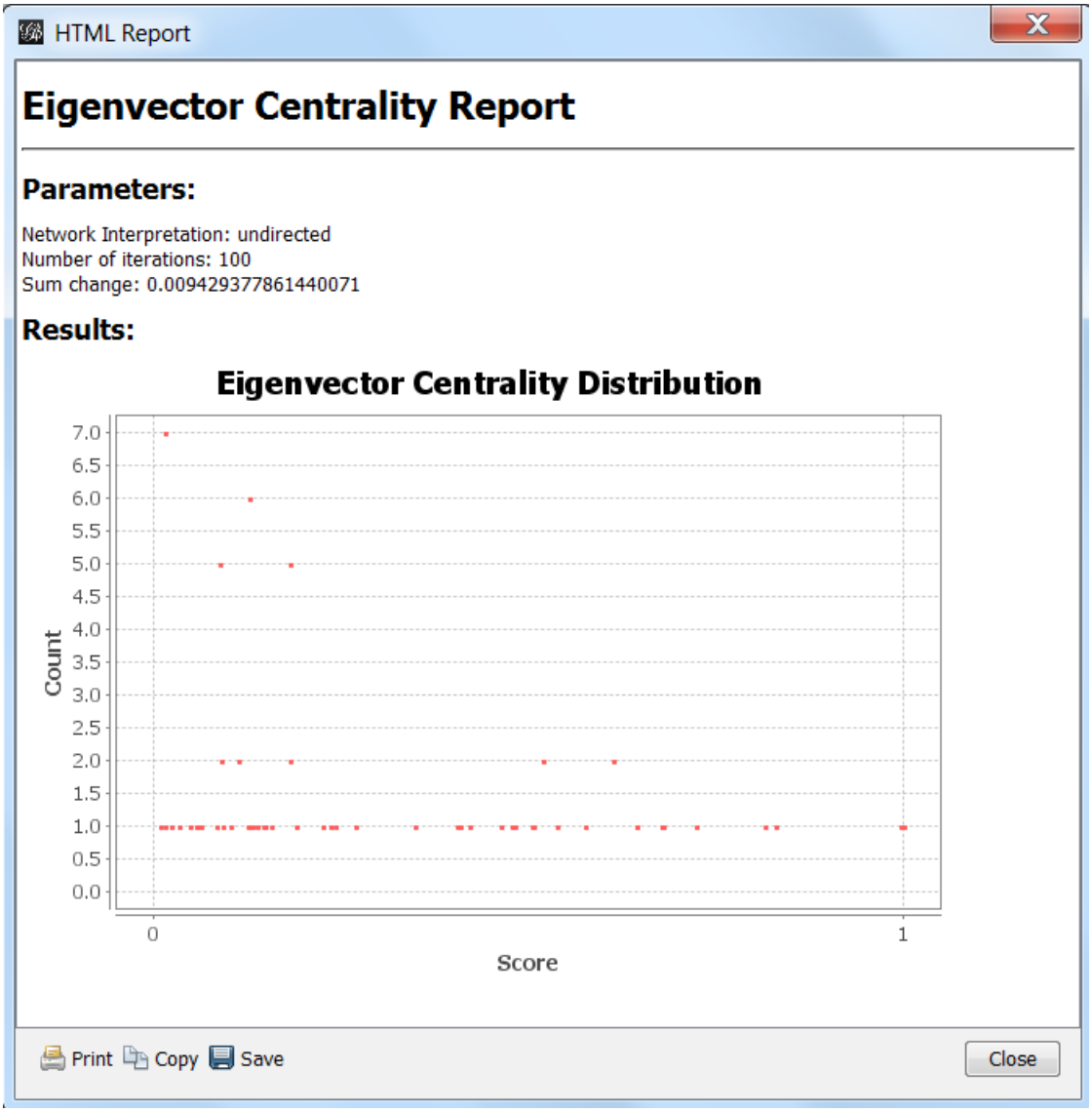
HTML Report
Eigenvector Centrality Report
Parameters:
Network Interpretation: undirected
Number of iterations: 100
Sum change: 0.009429377861440071
Results:
Eigenvector Centrality Distribution
Count
7.0
6.5
6.0
5.5
5.0
4.5
4.0
3.5
3.0
2.5
2.0
1.5
1.0
0.5
0.0
0
1
Score
Print
Copy
Save
Close

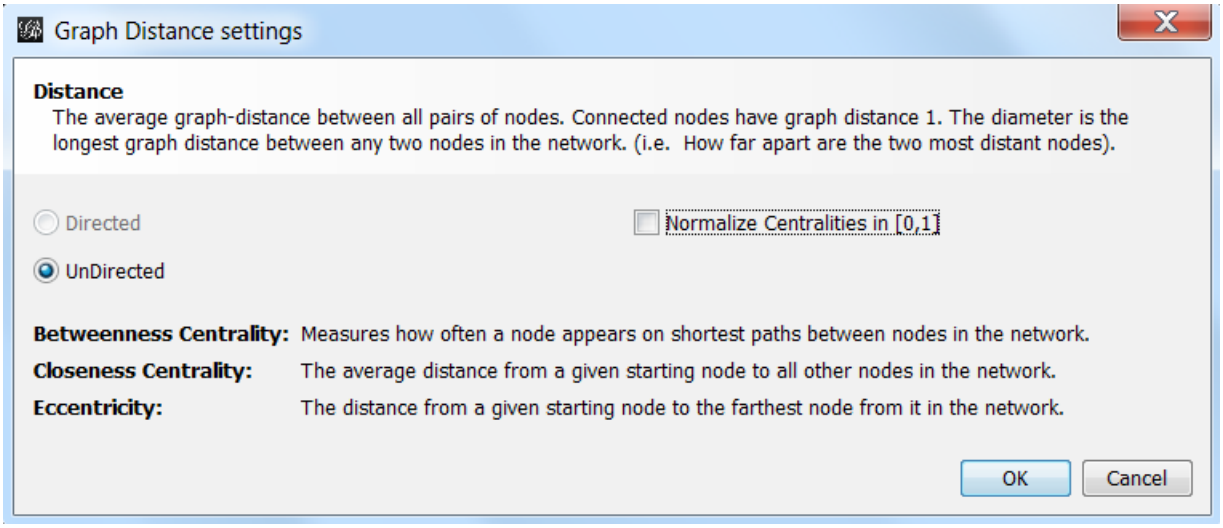
Graph Distance settings
Distance
The average graph-distance between all pairs of nodes. Connected nodes have graph distance 1. The diameter is the longest graph distance between any two nodes in the network. (i.e. How far apart are the two most distant nodes).
Directed
UnDirected
Normalize Centralities in [0,1]
Betweenness Centrality: Measures how often a node appears on shortest paths between nodes in the network.
Closeness Centrality: The average distance from a given starting node to all other nodes in the network.
Eccentricity: The distance from a given starting node to the farthest node from it in the network.
OK
Cancel

HTML Report

Graph Distance Report

Parameters:

Network Interpretation: undirected

Results:

Diameter: 5
Radius: 3
Average Path length: 2.6411483253588517
Number of shortest paths: 5852

Betweenness Centrality Distribution

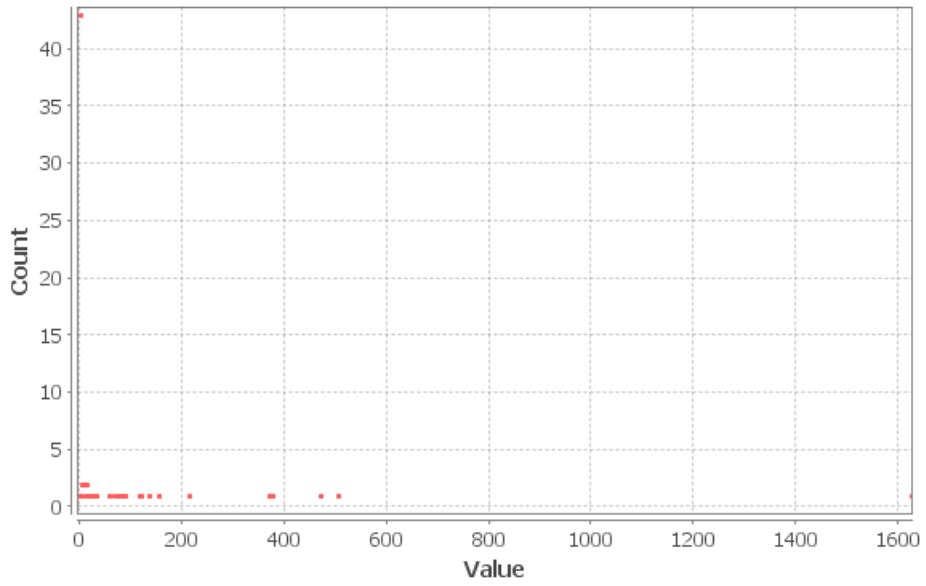

Print Copy Save Close

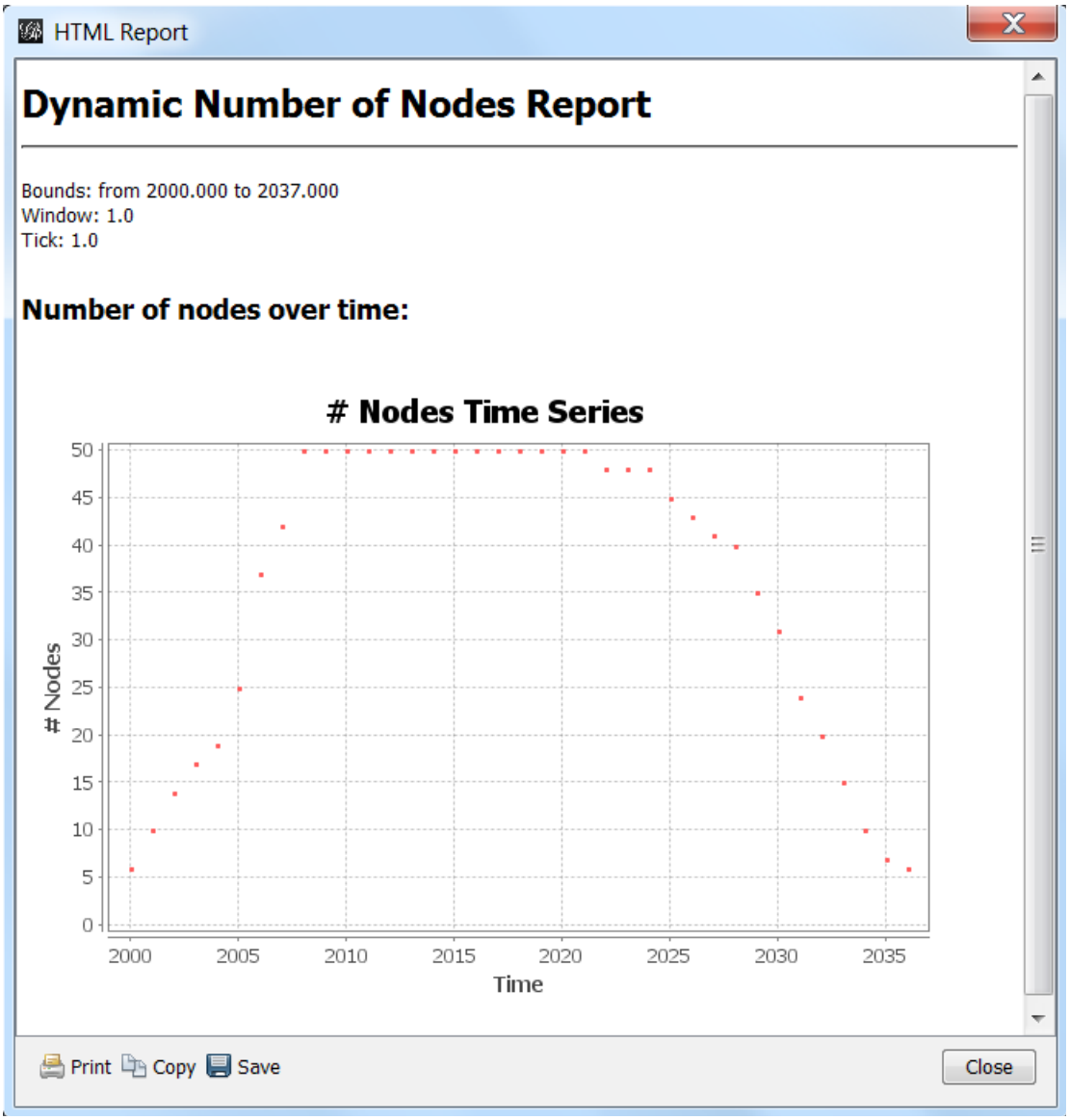
HTML Report
Dynamic Number of Nodes Report
Bounds: from 2000.000 to 2037.000
Window: 1.0
Tick: 1.0
Number of nodes over time:
Nodes Time Series
Nodes
Time
0
5
10
15
20
25
30
35
40
45
50
2000
2005
2010
2015
2020
2025
2030
2035
Print
Copy
Save
Close

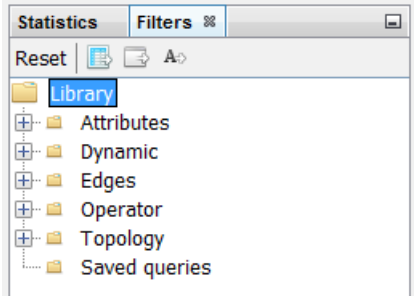
Statistics
Filters
Reset
Library
Attributes
Dynamic
Edges
Operator
Topology
Saved queries

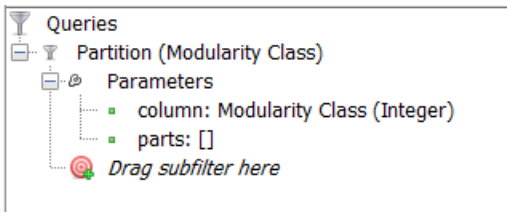
Queries
Partition (Modularity Class)
Parameters
column: Modularity Class (Integer)
parts: []
Drag subfilter here

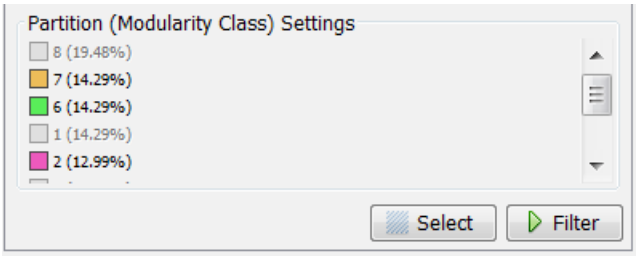
Partition (Modularity Class) Settings
8 (19.48%)
7 (14.29%)
6 (14.29%)
1 (14.29%)
2 (12.99%)
Select
Filter

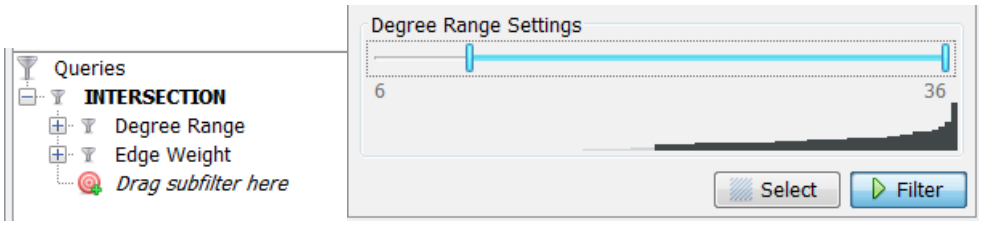
Queries
INTERSECTION
Degree Range
Edge Weight
Drag subfilter here
Degree Range Settings
6
36
Select
Filter

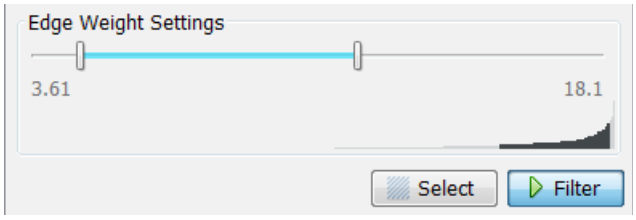
Edge Weight Settings
3.61
18.1
Select
Filter

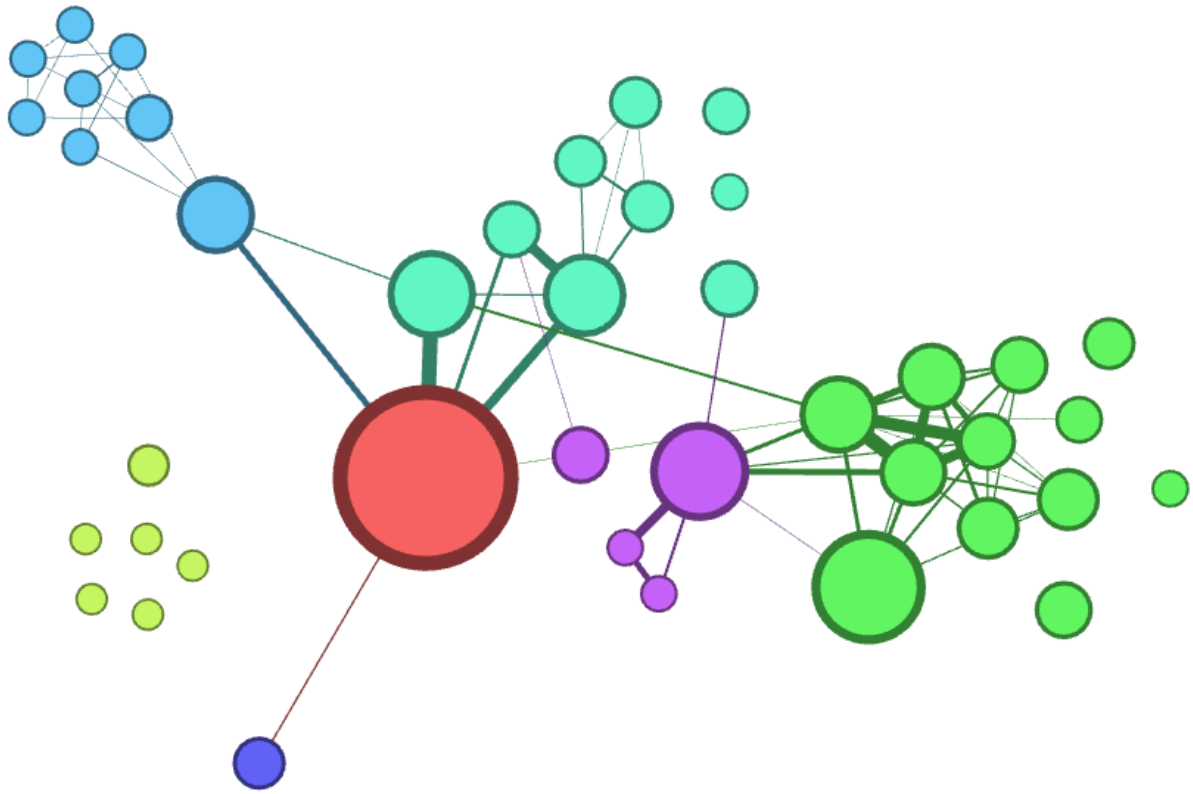

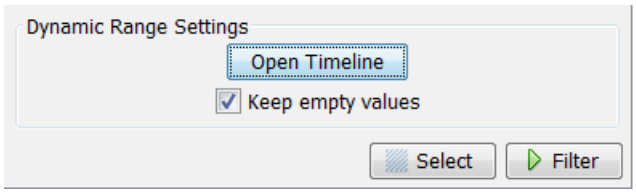

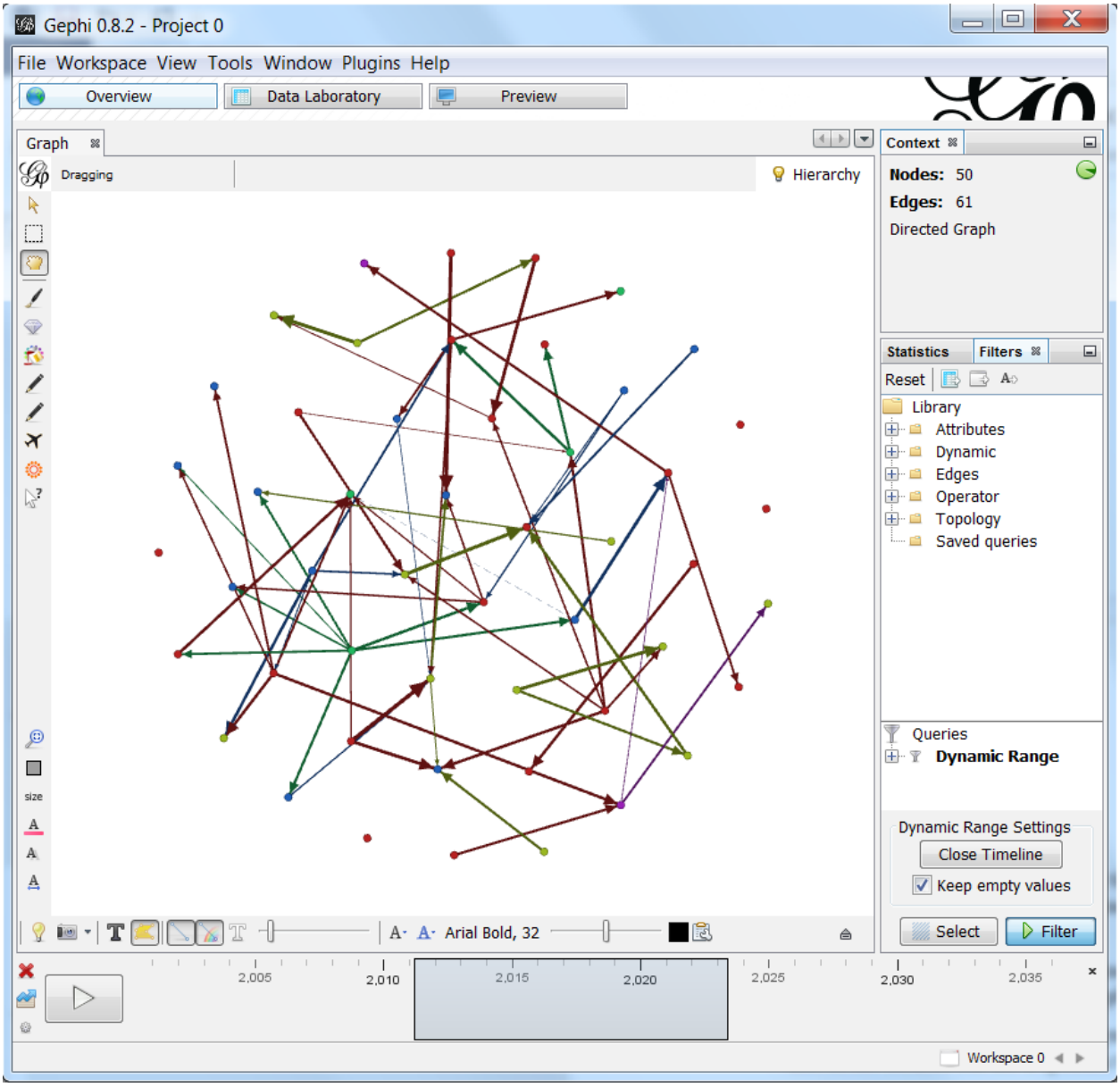

$$\sum_{i=1}^{k}\left(x_i - y_i^2\right)\ x_i\ x_i x_i\ y_i^2\ \ y_i^2 y_i^2\ \mathrm{C}=2\mathrm{e}/\left(\mathrm{n}\left(\mathrm{n}\text{-}1\right)\right)$$

$$x_i$$

$$y_i^2$$

$$C=2e/\left(n\left(n\text{-}1\right)\right)$$

Chapter 6: Working in the Data Laboratory Mode

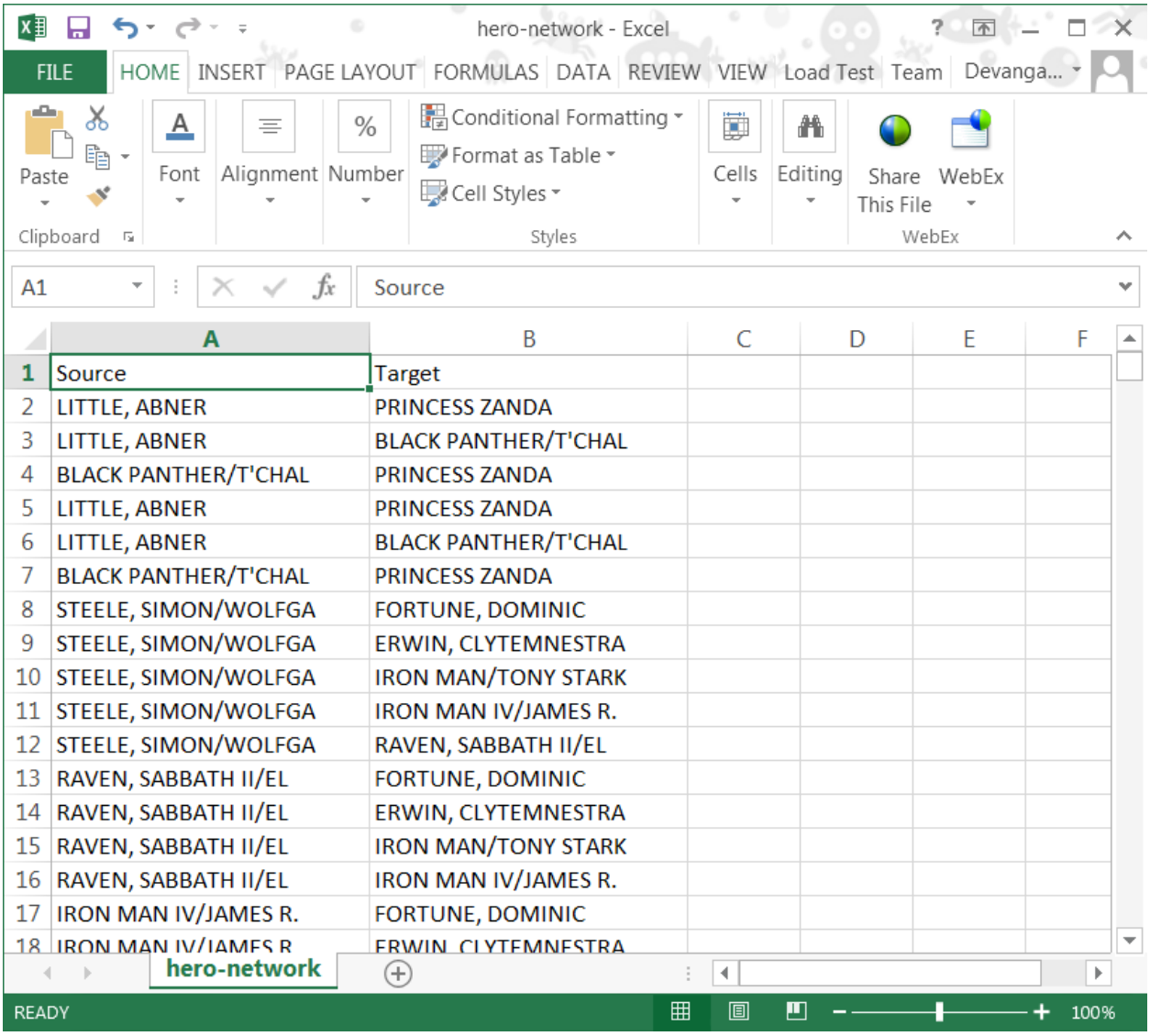

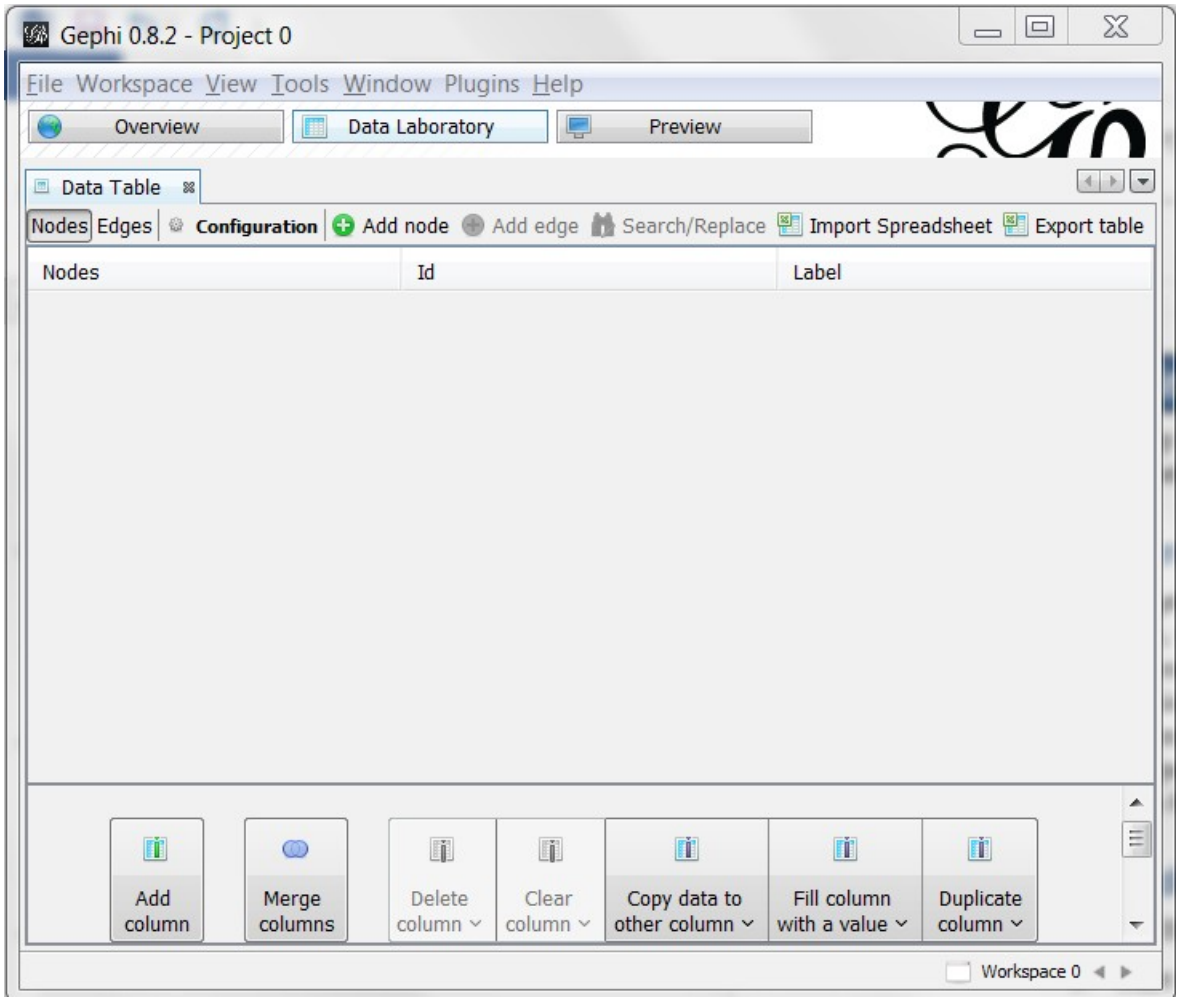
Gephi 0.8.2 - Project 0
File Workspace View Tools Window Plugins Help
Overview
Data Laboratory
Preview
Data Table
Nodes
Edges
Configuration
Add node
Add edge
Search/Replace
Import Spreadsheet
Export table
Nodes
Id
Label
Add column
Merge columns
Delete column
Clear column
Copy data to other column
Fill column with a value
Duplicate column
Workspace 0

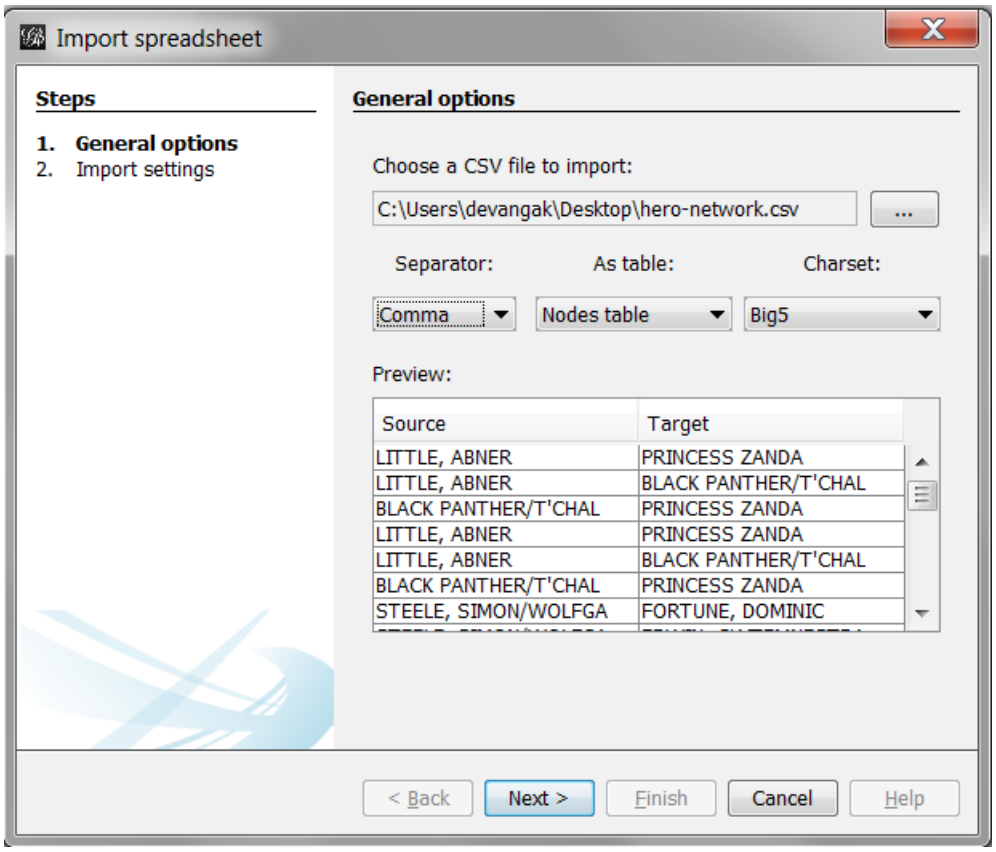
Import spreadsheet
Steps
1. General options
2. Import settings
General options
Choose a CSV file to import:
C:\Users\devangak\Desktop\hero-network.csv
...
Separator:
As table:
Charset:
Comma
Nodes table
Big5
Preview:
Source
Target
LITTLE, ABNER
PRINCESS ZANDA
LITTLE, ABNER
BLACK PANTHER/T'CHAL
BLACK PANTHER/T'CHAL
PRINCESS ZANDA
LITTLE, ABNER
PRINCESS ZANDA
LITTLE, ABNER
BLACK PANTHER/T'CHAL
BLACK PANTHER/T'CHAL
PRINCESS ZANDA
STEELE, SIMON/WOLFGA
FORTUNE, DOMINIC
< Back
Next >
Finish
Cancel
Help

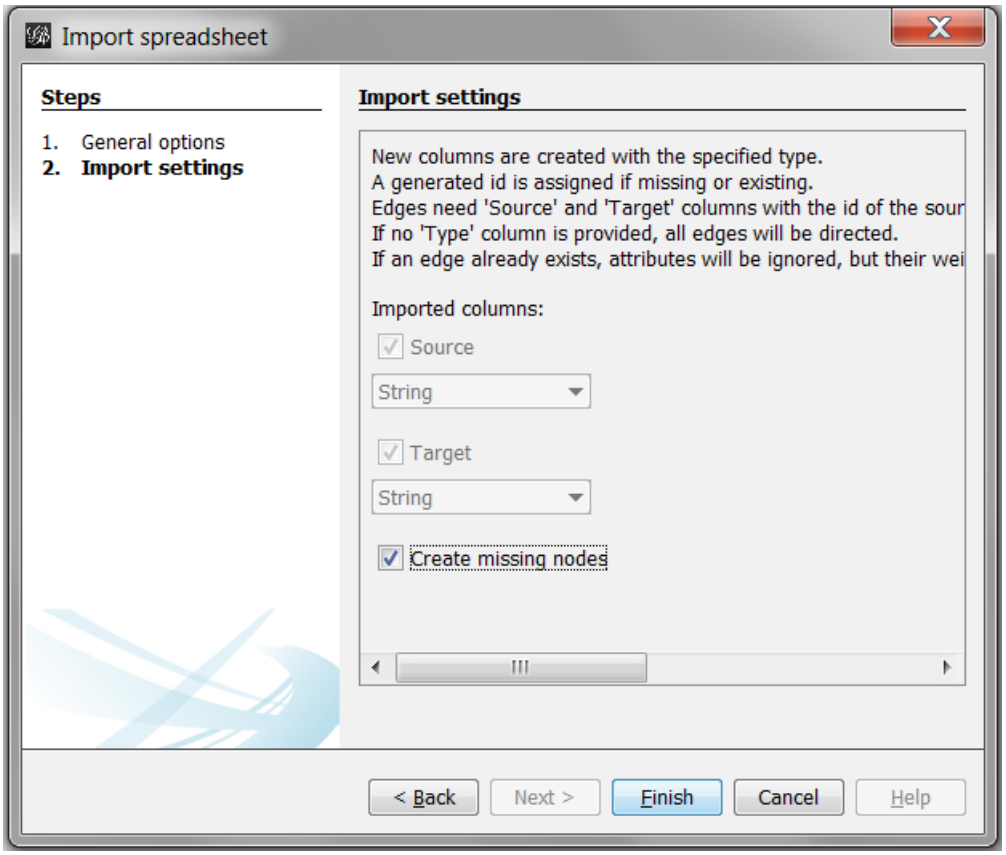
Import spreadsheet
Steps
1. General options
2. Import settings
Import settings
New columns are created with the specified type.
A generated id is assigned if missing or existing.
Edges need 'Source' and 'Target' columns with the id of the sour
If no 'Type' column is provided, all edges will be directed.
If an edge already exists, attributes will be ignored, but their wei
Imported columns:
Source
String
Target
String
Create missing nodes
< Back
Next >
Finish
Cancel
Help

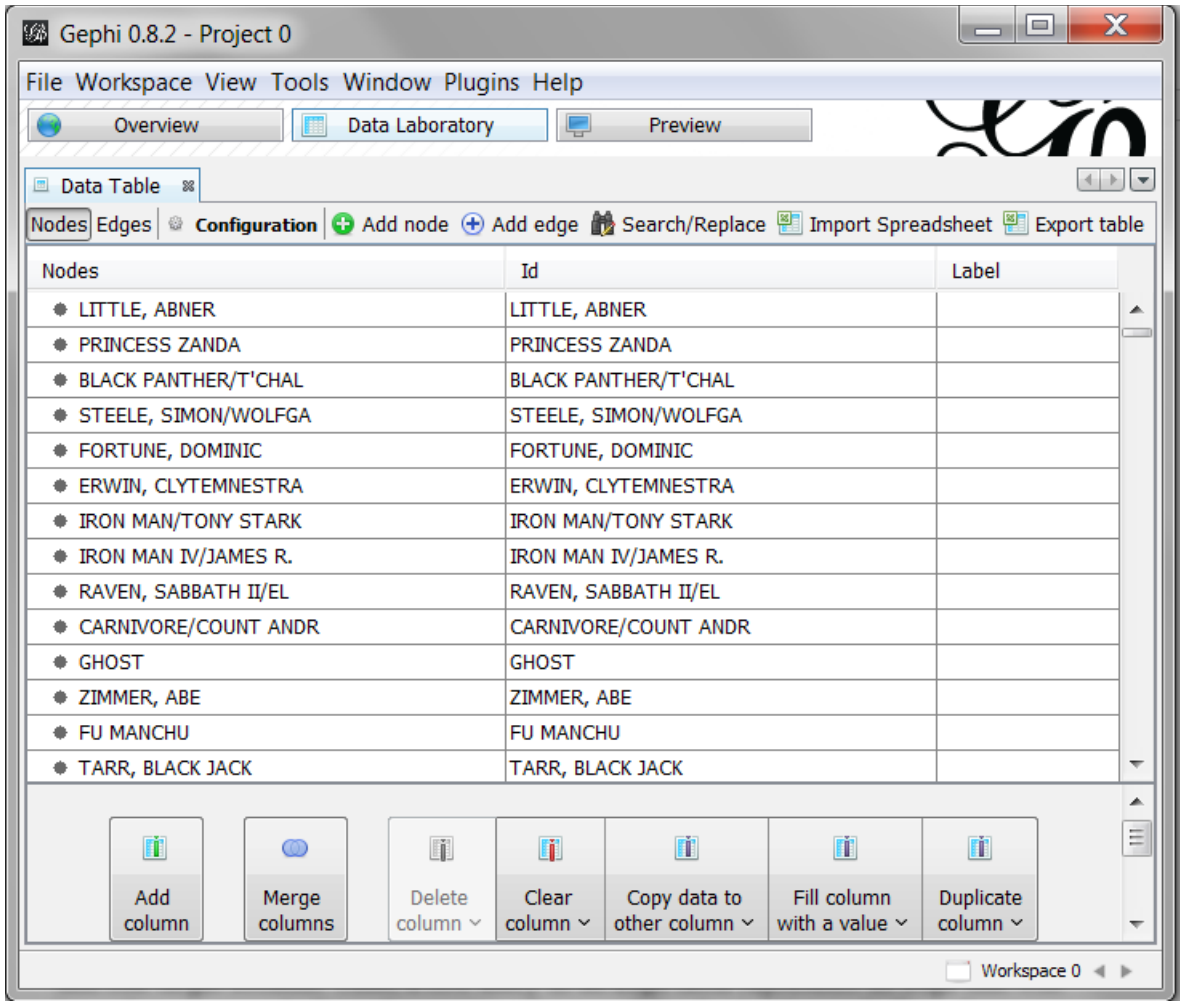
Gephi 0.8.2 - Project 0
File Workspace View Tools Window Plugins Help
Overview
Data Laboratory
Preview
Data Table
Nodes Edges Configuration Add node Add edge Search/Replace Import Spreadsheet Export table
Nodes
Id
Label
LITTLE, ABNER
PRINCESS ZANDA
BLACK PANTHER/T'CHAL
STEELE, SIMON/WOLFGA
FORTUNE, DOMINIC
ERWIN, CLYTEMNESTRA
IRON MAN/TONY STARK
IRON MAN IV/JAMES R.
RAVEN, SABBATH II/EL
CARNIVORE/COUNT ANDR
GHOST
ZIMMER, ABE
FU MANCHU
TARR, BLACK JACK
Add column
Merge columns
Delete column
Clear column
Copy data to other column
Fill column with a value
Duplicate column
Workspace 0

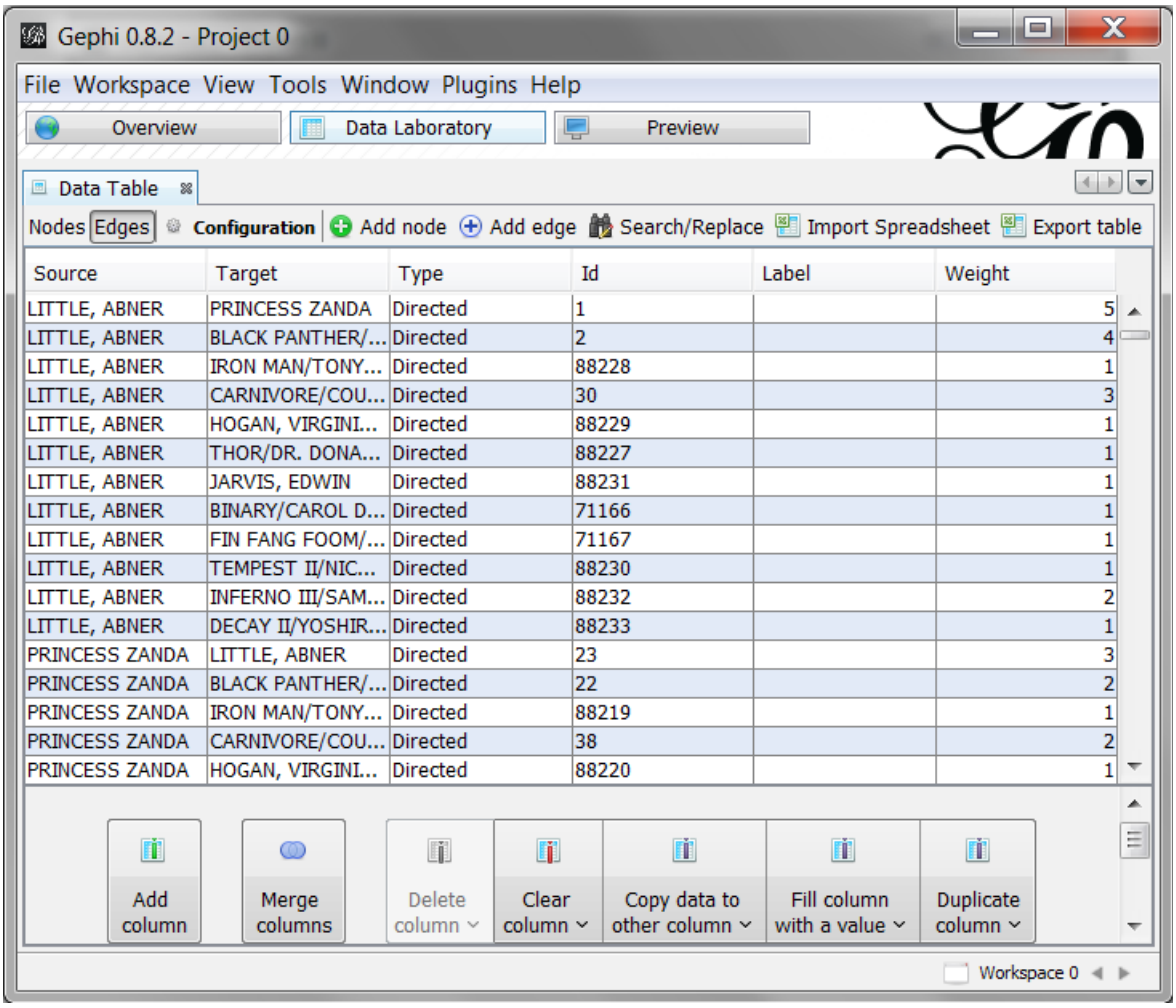
Gephi 0.8.2 - Project 0
File Workspace View Tools Window Plugins Help
Overview
Data Laboratory
Preview
Data Table
Nodes Edges Configuration Add node Add edge Search/Replace Import Spreadsheet Export table
Source Target Type Id Label Weight
LITTLE, ABNER PRINCESS ZANDA Directed 1 5
LITTLE, ABNER BLACK PANTHER/... Directed 2 4
LITTLE, ABNER IRON MAN/TONY... Directed 88228 1
LITTLE, ABNER CARNIVORE/COU... Directed 30 3
LITTLE, ABNER HOGAN, VIRGINI... Directed 88229 1
LITTLE, ABNER THOR/DR. DONA... Directed 88227 1
LITTLE, ABNER JARVIS, EDWIN Directed 88231 1
LITTLE, ABNER BINARY/CAROL D... Directed 71166 1
LITTLE, ABNER FIN FANG FOOM/... Directed 71167 1
LITTLE, ABNER TEMPEST II/NIC... Directed 88230 1
LITTLE, ABNER INFERNO III/SAM... Directed 88232 2
LITTLE, ABNER DECAY II/YOSHIR... Directed 88233 1
PRINCESS ZANDA LITTLE, ABNER Directed 23 3
PRINCESS ZANDA BLACK PANTHER/... Directed 22 2
PRINCESS ZANDA IRON MAN/TONY... Directed 88219 1
PRINCESS ZANDA CARNIVORE/COU... Directed 38 2
PRINCESS ZANDA HOGAN, VIRGINI... Directed 88220 1
Add column
Merge columns
Delete column
Clear column
Copy data to other column
Fill column with a value
Duplicate column
Workspace 0

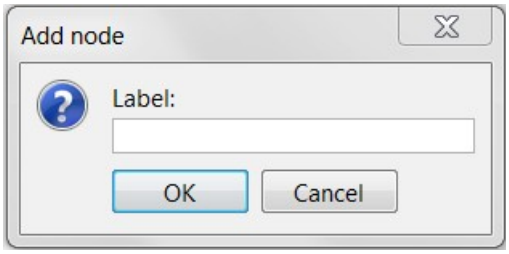
Add node
Label:
OK
Cancel

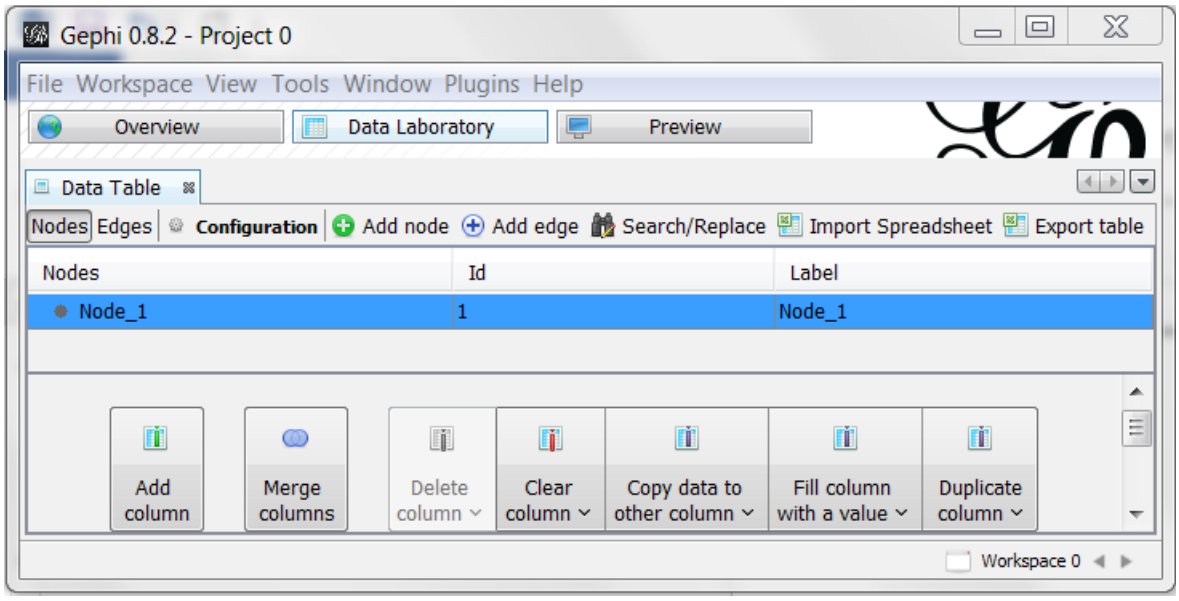
Gephi 0.8.2 - Project 0
File Workspace View Tools Window Plugins Help
Overview
Data Laboratory
Preview
Data Table
Nodes
Edges
Configuration
Add node
Add edge
Search/Replace
Import Spreadsheet
Export table
Nodes
Id
Label
Node_1
1
Node_1
Add column
Merge columns
Delete column
Clear column
Copy data to other column
Fill column with a value
Duplicate column
Workspace 0

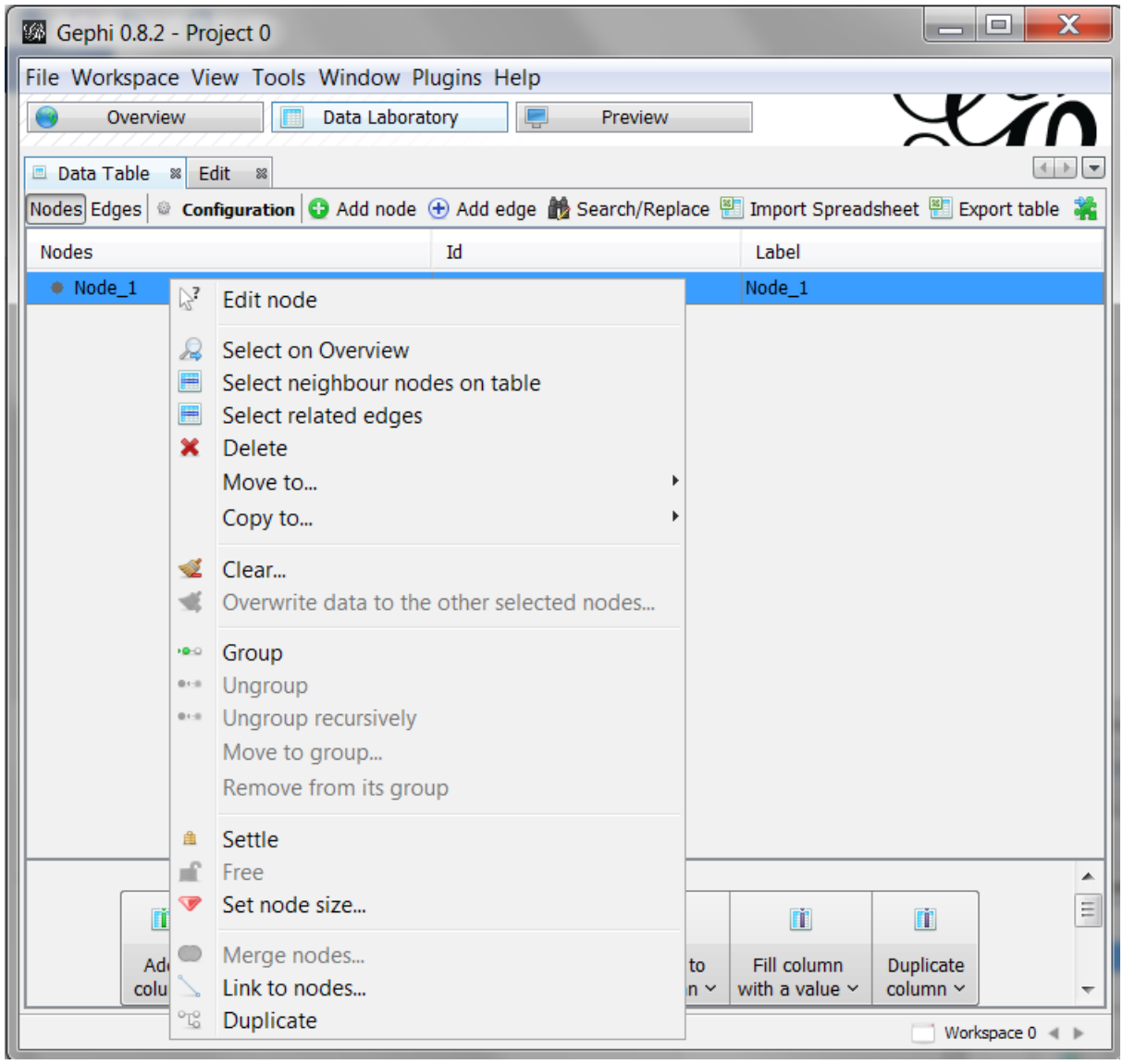
Gephi 0.8.2 - Project 0
File Workspace View Tools Window Plugins Help
Overview
Data Laboratory
Preview
Data Table
Edit
Nodes Edges Configuration Add node Add edge Search/Replace Import Spreadsheet Export table
Nodes
Id
Label
Node_1
Node_1
Edit node
Select on Overview
Select neighbour nodes on table
Select related edges
Delete
Move to...
Copy to...
Clear...
Overwrite data to the other selected nodes...
Group
Ungroup
Ungroup recursively
Move to group...
Remove from its group
Settle
Free
Set node size...
Merge nodes...
Link to nodes...
Duplicate
Fill column with a value
Duplicate column
Workspace 0

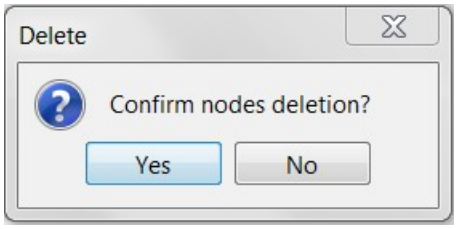
Delete
Confirm nodes deletion?
Yes
No

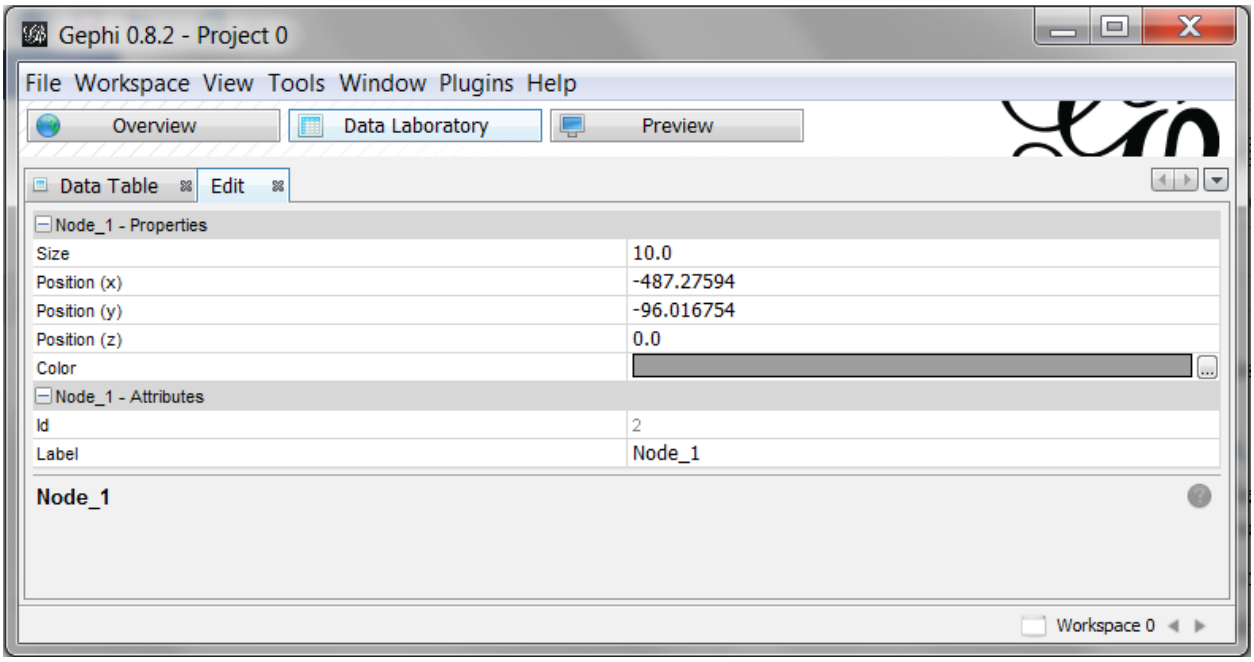
Gephi 0.8.2 - Project 0
File Workspace View Tools Window Plugins Help
Overview
Data Laboratory
Preview
Data Table
Edit
Node_1 - Properties
Size
10.0
Position (x)
-487.27594
Position (y)
-96.016754
Position (z)
0.0
Color
Node_1 - Attributes
Id
2
Label
Node_1
Node_1
Workspace 0

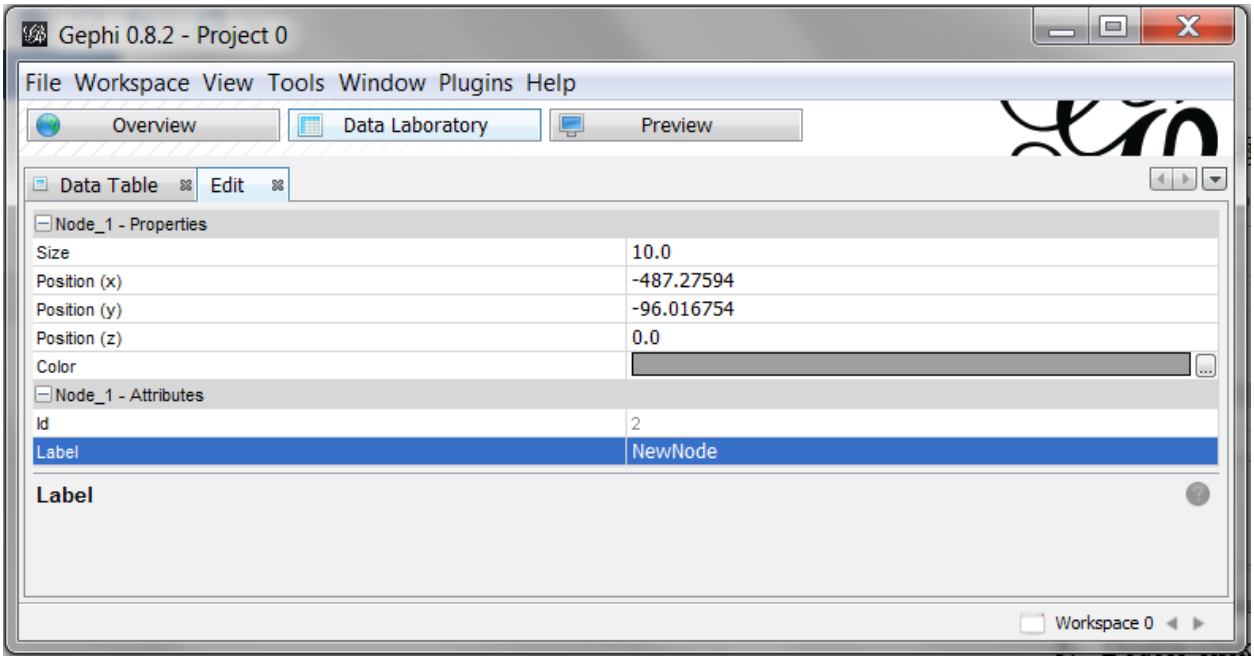
Gephi 0.8.2 - Project 0
File Workspace View Tools Window Plugins Help
Overview
Data Laboratory
Preview
Data Table
Edit
Node_1 - Properties
Size
10.0
Position (x)
-487.27594
Position (y)
-96.016754
Position (z)
0.0
Color
Node_1 - Attributes
Id
2
Label
NewNode
Label
Workspace 0

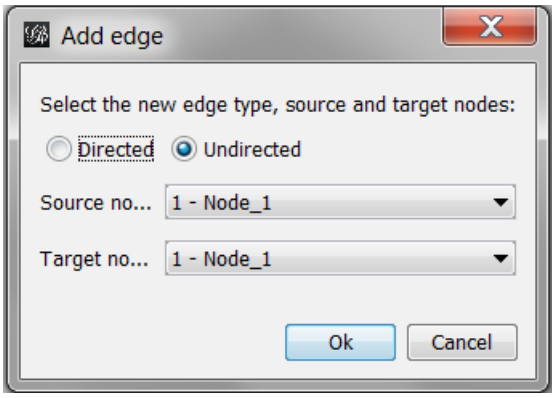
Add edge
Select the new edge type, source and target nodes:
Directed
Undirected
Source no...
1 - Node_1
Target no...
1 - Node_1
Ok
Cancel

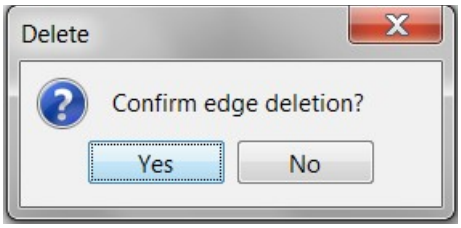
Delete
Confirm edge deletion?
Yes
No

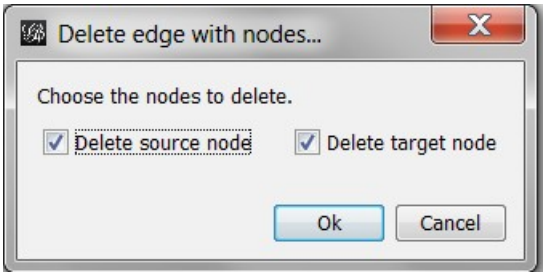
Delete edge with nodes...
Choose the nodes to delete.
Delete source node
Delete target node
Ok
Cancel

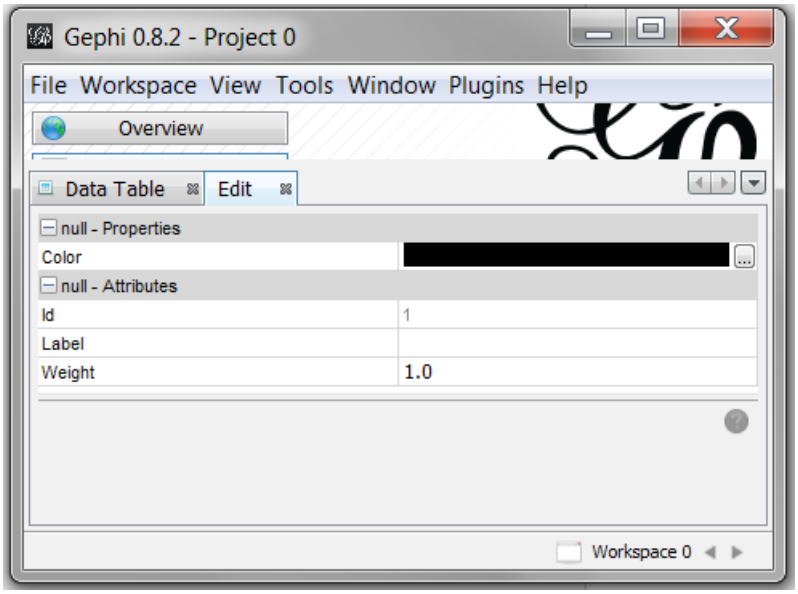
Gephi 0.8.2 - Project 0
File Workspace View Tools Window Plugins Help
Overview
Data Table
Edit
null - Properties
Color
null - Attributes
Id
1
Label
Weight
1.0
Workspace 0

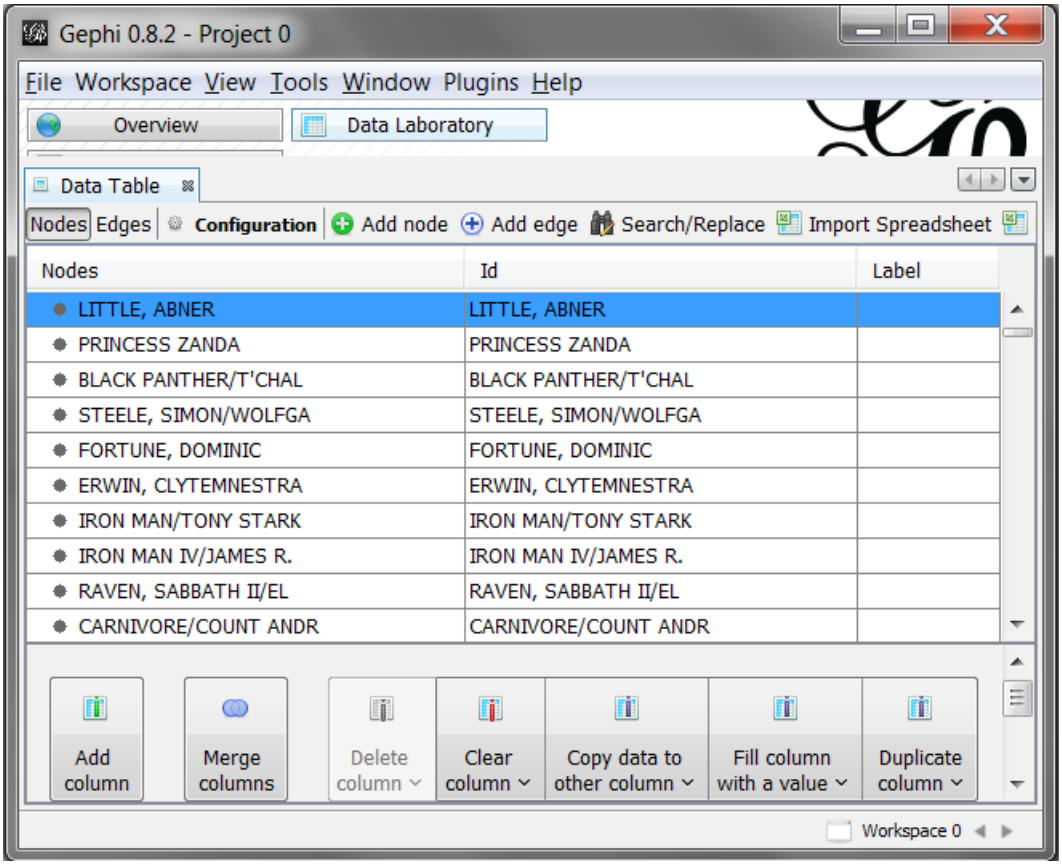
Gephi 0.8.2 - Project 0
File Workspace View Tools Window Plugins Help
Overview
Data Laboratory
Data Table
Nodes Edges Configuration Add node Add edge Search/Replace Import Spreadsheet
Nodes
Id
Label
LITTLE, ABNER
PRINCESS ZANDA
BLACK PANTHER/T'CHAL
STEELE, SIMON/WOLFGA
FORTUNE, DOMINIC
ERWIN, CLYTEMNESTRA
IRON MAN/TONY STARK
IRON MAN IV/JAMES R.
RAVEN, SABBATH II/EL
CARNIVORE/COUNT ANDR
Add column
Merge columns
Delete column
Clear column
Copy data to other column
Fill column with a value
Duplicate column
Workspace 0

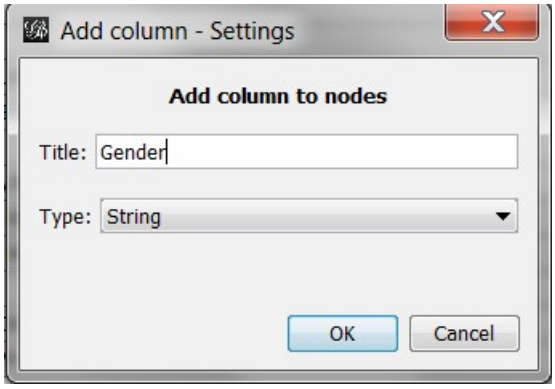
Add column - Settings
Add column to nodes
Title: Gender
Type: String
OK
Cancel

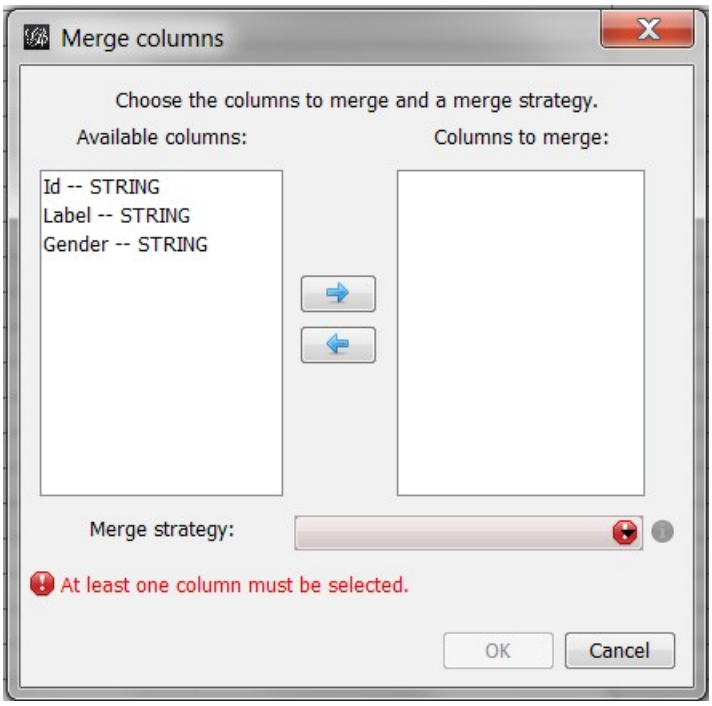
Merge columns
Choose the columns to merge and a merge strategy.
Available columns:
Columns to merge:
Id -- STRING
Label -- STRING
Gender -- STRING
Merge strategy:
At least one column must be selected.
OK
Cancel

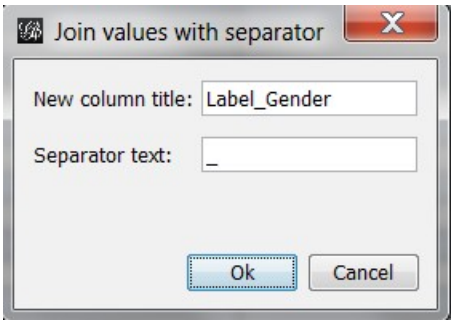
Join values with separator
New column title:
Label_Gender
Separator text:
_
Ok
Cancel

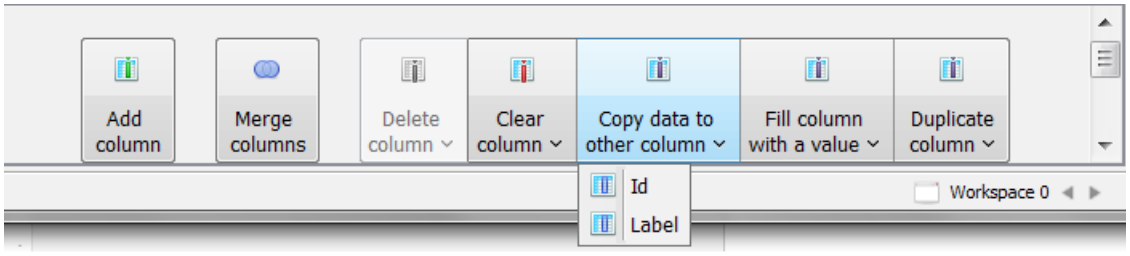
Add column
Merge columns
Delete column
Clear column
Copy data to other column
Fill column with a value
Duplicate column
Id
Label
Workspace 0

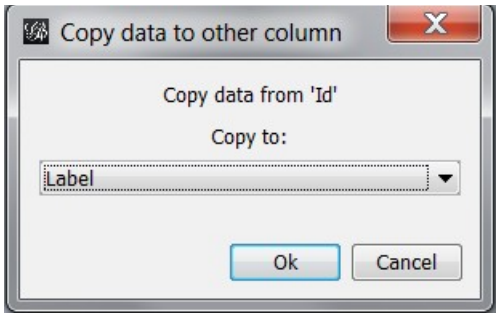
Copy data to other column
Copy data from 'Id'
Copy to:
Label
Ok
Cancel

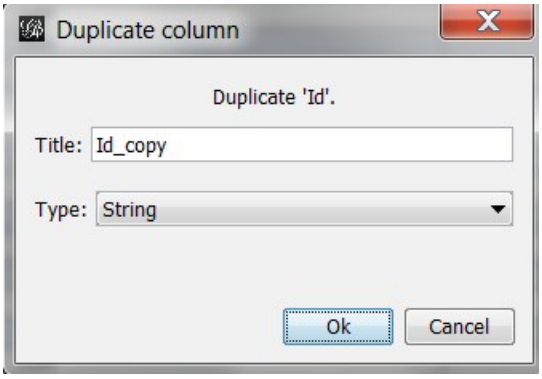
Duplicate column
Duplicate 'Id'.
Title: Id_copy
Type: String
Ok
Cancel

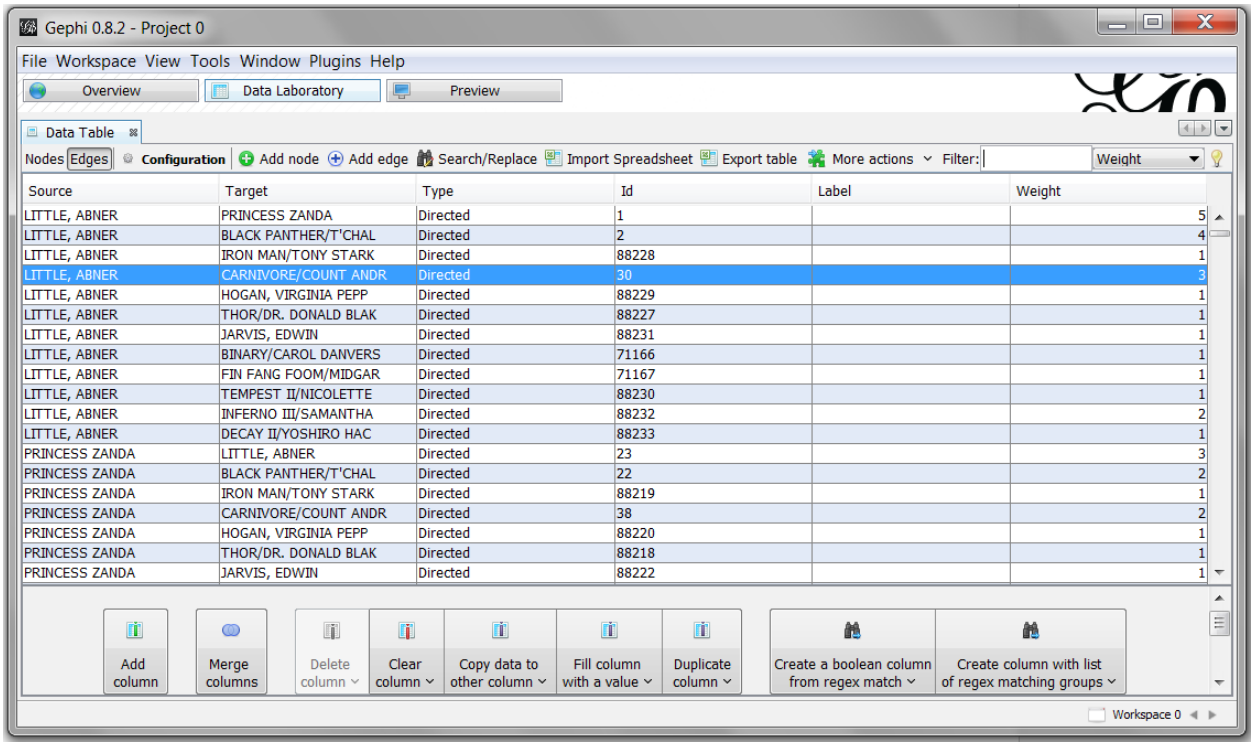
Gephi 0.8.2 - Project 0
File Workspace View Tools Window Plugins Help
Overview
Data Laboratory
Preview
Data Table
Nodes Edges Configuration Add node Add edge Search/Replace Import Spreadsheet Export table More actions Filter: Weight
Source Target Type Id Label Weight
LITTLE, ABNER PRINCESS ZANDA Directed 1 5
LITTLE, ABNER BLACK PANTHER/T'CHAL Directed 2 4
LITTLE, ABNER IRON MAN/TONY STARK Directed 88228 1
LITTLE, ABNER CARNIVORE/COUNT ANDR Directed 30 3
LITTLE, ABNER HOGAN, VIRGINIA PEPP Directed 88229 1
LITTLE, ABNER THOR/DR. DONALD BLAK Directed 88227 1
LITTLE, ABNER JARVIS, EDWIN Directed 88231 1
LITTLE, ABNER BINARY/CAROL DANVERS Directed 71166 1
LITTLE, ABNER FIN FANG FOOM/MIDGAR Directed 71167 1
LITTLE, ABNER TEMPEST II/NICOLETTE Directed 88230 1
LITTLE, ABNER INFERNO III/SAMANTHA Directed 88232 2
LITTLE, ABNER DECAY II/YOSHIRO HAC Directed 88233 1
PRINCESS ZANDA LITTLE, ABNER Directed 23 3
PRINCESS ZANDA BLACK PANTHER/T'CHAL Directed 22 2
PRINCESS ZANDA IRON MAN/TONY STARK Directed 88219 1
PRINCESS ZANDA CARNIVORE/COUNT ANDR Directed 38 2
PRINCESS ZANDA HOGAN, VIRGINIA PEPP Directed 88220 1
PRINCESS ZANDA THOR/DR. DONALD BLAK Directed 88218 1
PRINCESS ZANDA JARVIS, EDWIN Directed 88222 1
Add column
Merge columns
Delete column
Clear column
Copy data to other column
Fill column with a value
Duplicate column
Create a boolean column from regex match
Create column with list of regex matching groups
Workspace 0

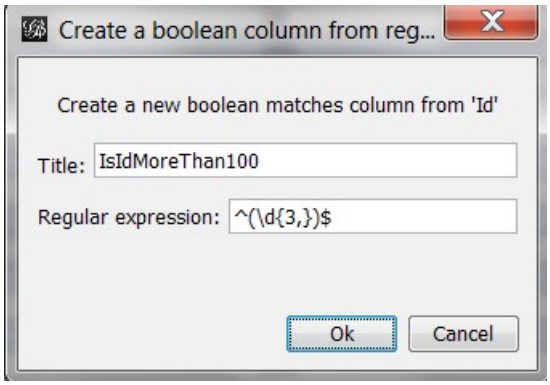
Create a boolean column from reg...
Create a new boolean matches column from 'Id'
Title: IsIdMoreThan100
Regular expression: ^(\d{3,})$
Ok
Cancel

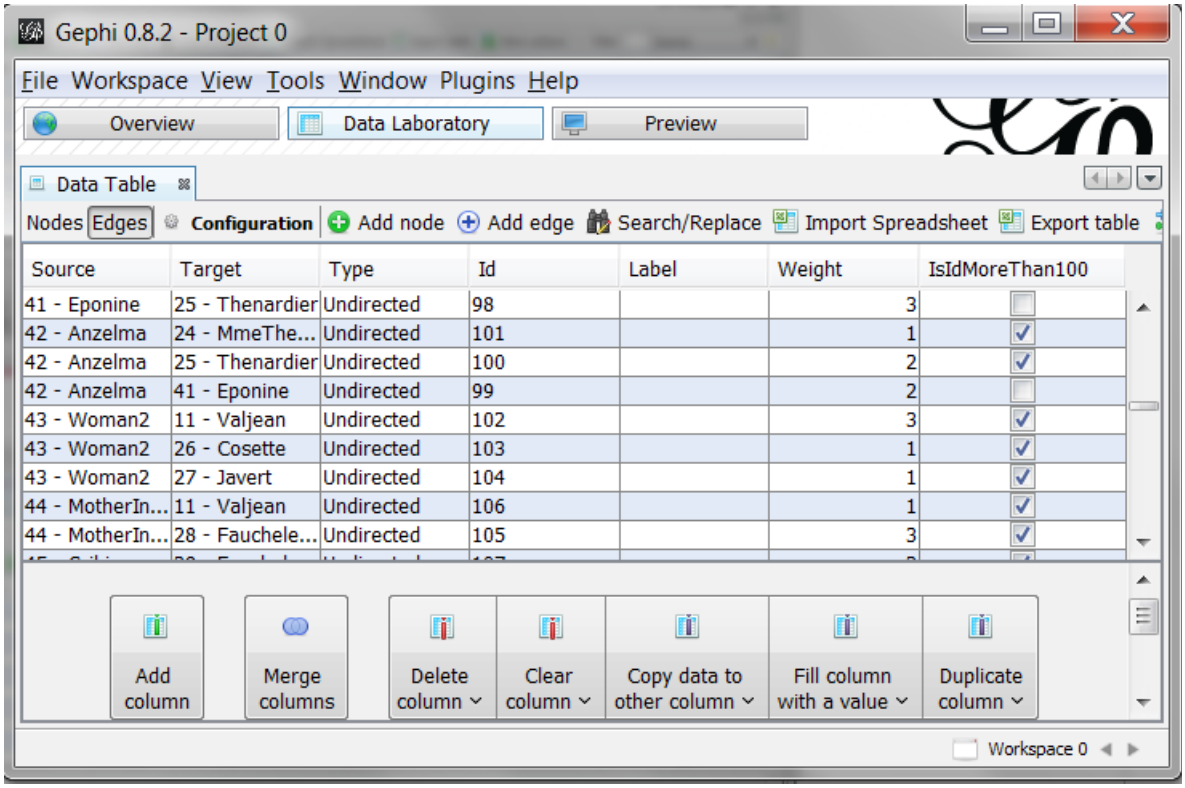
Gephi 0.8.2 - Project 0
File Workspace View Tools Window Plugins Help
Overview
Data Laboratory
Preview
Data Table
Nodes Edges Configuration Add node Add edge Search/Replace Import Spreadsheet Export table
Source Target Type Id Label Weight IsIdMoreThan100
41 - Eponine 25 - Thenardier Undirected 98 3
42 - Anzelma 24 - MmeThe... Undirected 101 1
42 - Anzelma 25 - Thenardier Undirected 100 2
42 - Anzelma 41 - Eponine Undirected 99 2
43 - Woman2 11 - Valjean Undirected 102 3
43 - Woman2 26 - Cosette Undirected 103 1
43 - Woman2 27 - Javert Undirected 104 1
44 - MotherIn... 11 - Valjean Undirected 106 1
44 - MotherIn... 28 - Fauchele... Undirected 105 3
Add column
Merge columns
Delete column
Clear column
Copy data to other column
Fill column with a value
Duplicate column
Workspace 0

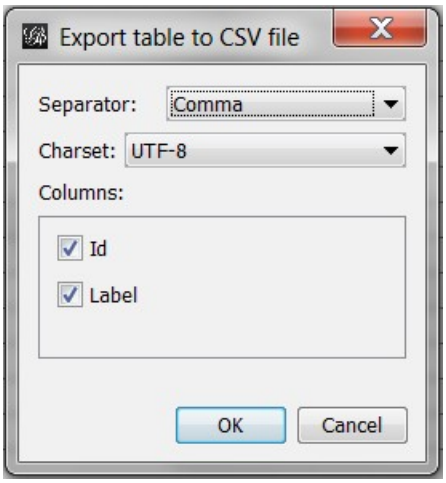

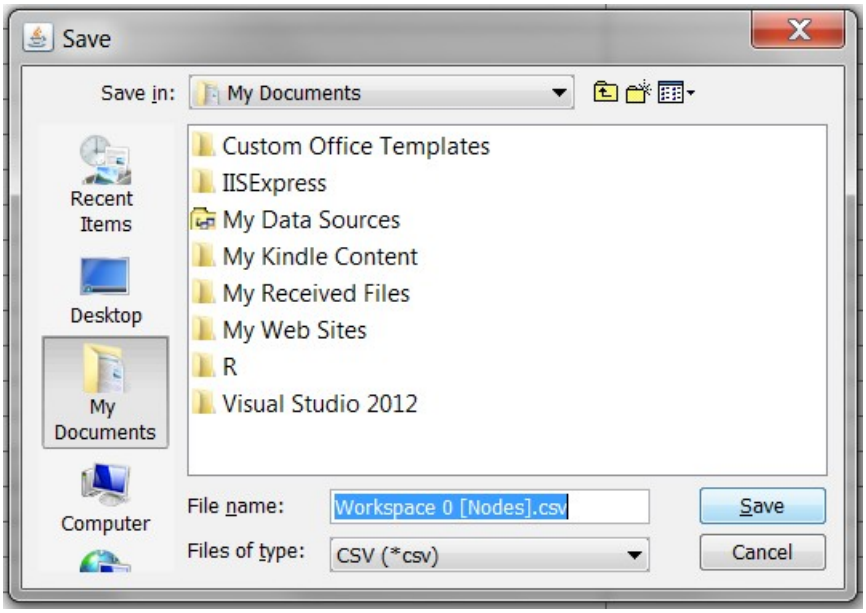

Chapter 7: Getting Graphs and Networks Ready for Preview

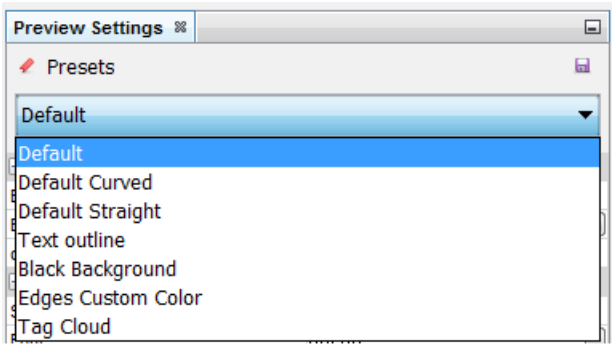
Preview Settings
Presets
Default
Default
Default Curved
Default Straight
Text outline
Black Background
Edges Custom Color
Tag Cloud

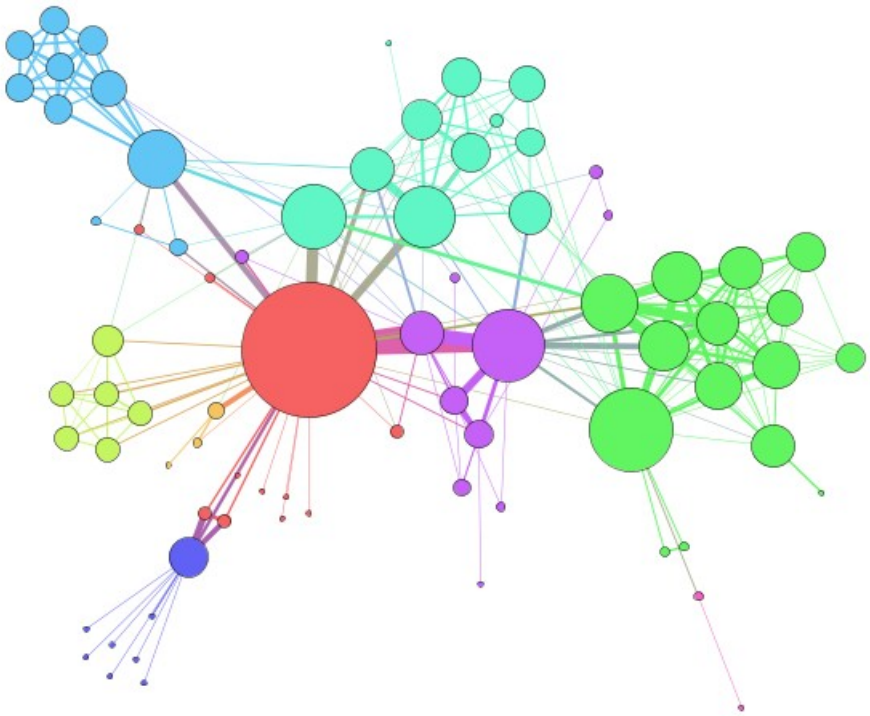

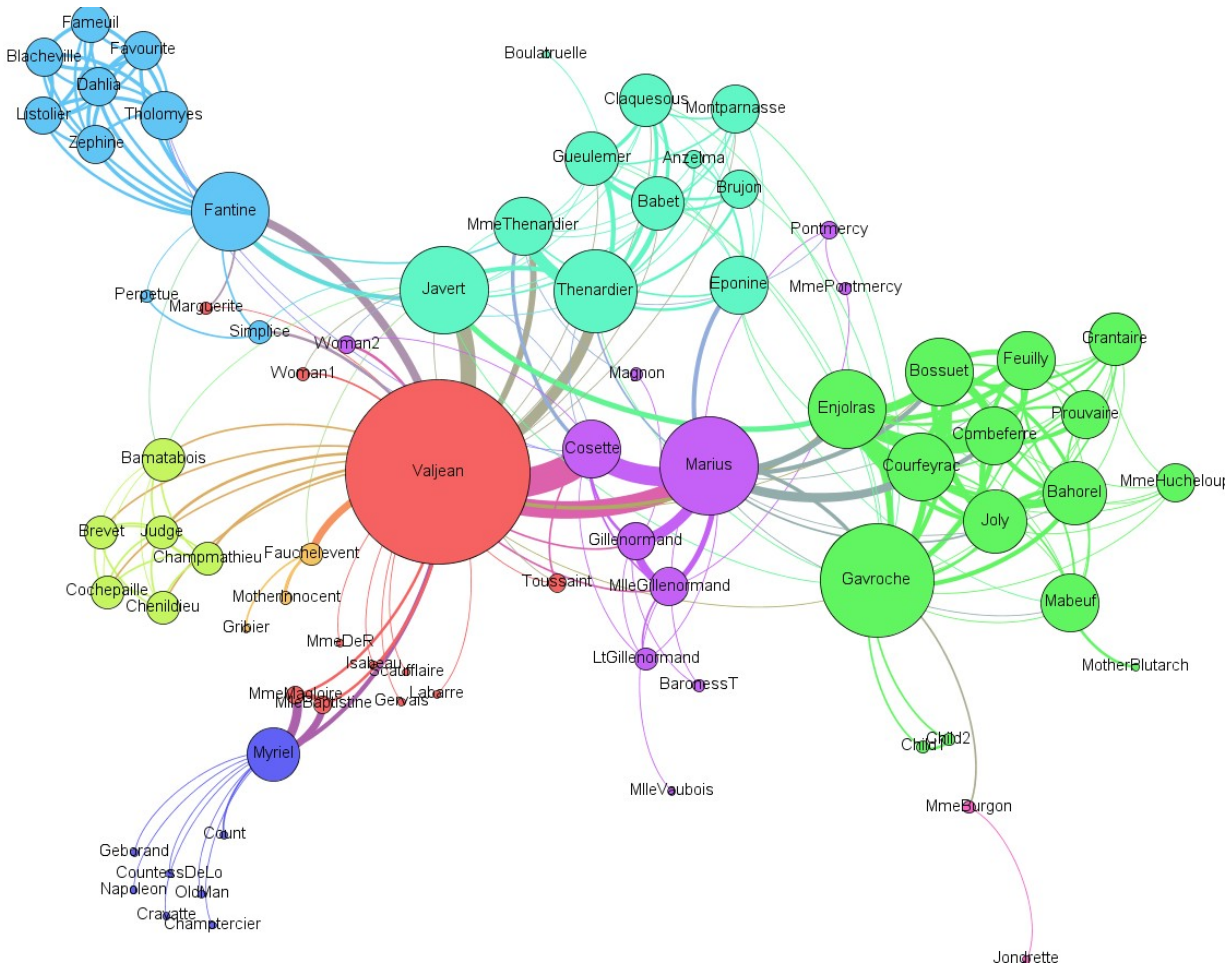
Fameuil
Blacheville
Favourite
Dahlia
Listolier
Tholomyes
Zephine
Fantine
Boulatruelle
Claquesous
Montparnasse
Gueulemer
Anzelma
Babet
Brujon
MmeThenardier
Pontmercy
Javert
Thenardier
Eponine
MmePontmercy
Perpetue
Marguerite
Simplice
Woman2
Woman1
Magnon
Grantaire
Bossuet
Feuilly
Enjolras
Prouvaire
Combeferre
Courfeyrac
Bahorel
MmeHuchelour
Joly
Valjean
Cosette
Marius
Bamatabois
Brevet
Judge
Champmathieu
Fauchelevent
Cochepaille
Chenildieu
MotherInnocent
Gribier
Gillenormand
Toussaint
MlleGillenormand
Gavroche
Mabeuf
MotherPlutarch
MmeDeR
Isabeau
Scaufflaire
MmeMagloire
MlleBaptistine
Gervais
Labarre
LtGillenormand
BaronessT
Myriel
Child1
Child2
MlleVaubois
MmeBurgon
Count
Geborand
CountessDeLo
Napoleon
OldMan
Cravatte
Champtercier
Jondrette

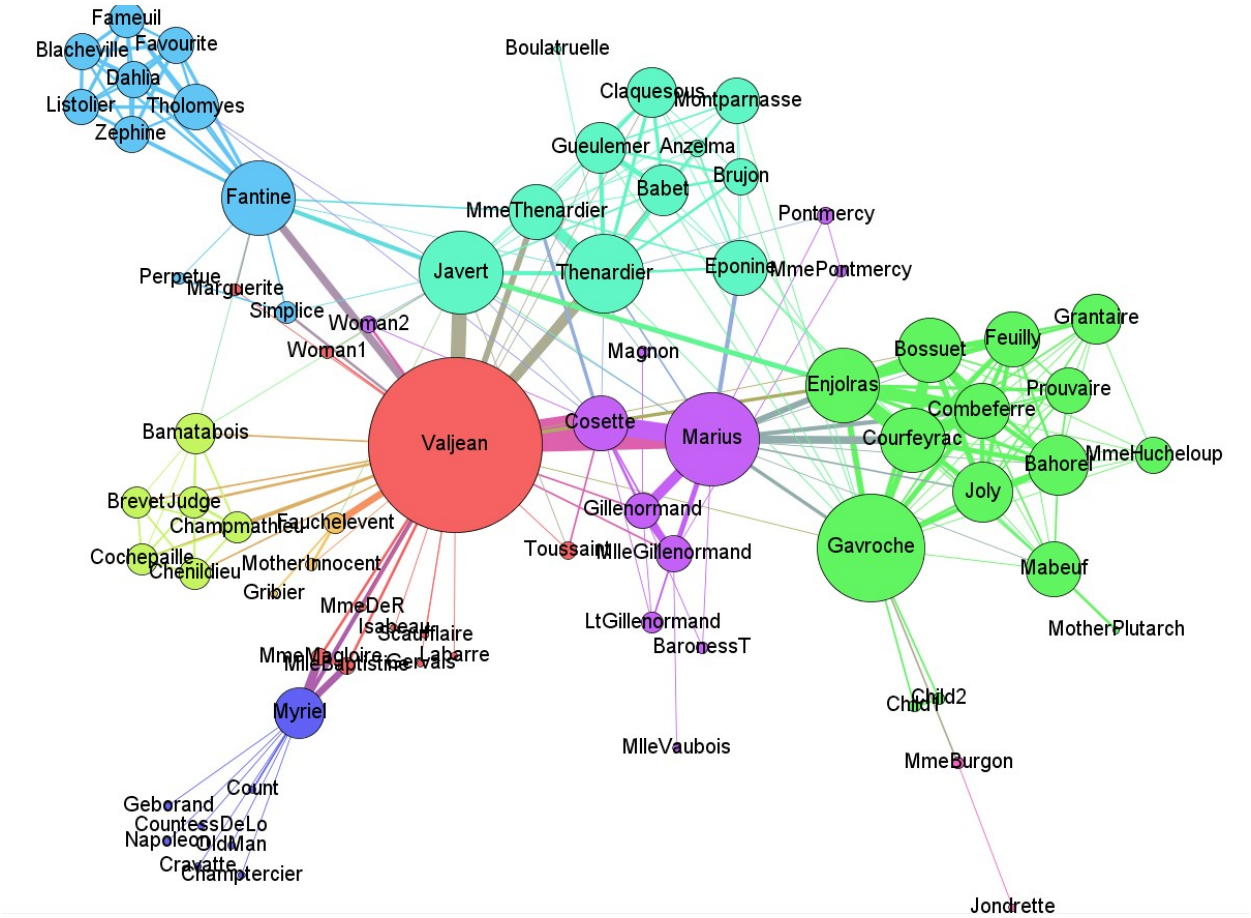
Fameuil
Blacheville
Favourite
Dahlia
Listolier
Tholomyes
Zephine
Fantine
Boulatruelle
Claquesous
Montparnasse
Gueulemer
Anzelma
Babet
Brujon
MmeThenardier
Pontmercy
Javert
Thenardier
Eponine
MmePontmercy
Perpetue
Marguerite
Simplice
Woman2
Woman1
Magnon
Grantaire
Bossuet
Feuilly
Enjolras
Prouvaire
Combeferre
Courfeyrac
Bahorel
MmeHucheloup
Joly
Bamatabois
Valjean
Cosette
Marius
Brevet
Judge
Champmathieu
Fauchelevent
Cochepaille
Chenildieu
MotherInnocent
Gribier
Gillenormand
Toussaint
MlleGillenormand
Gavroche
Mabeuf
MmeDeR
Isabeau
Scaufflaire
Labarre
MmeMagloire
MlleBaptistine
Cervais
LtGillenormand
BaronessT
MotherPlutarch
Myriel
Child2
Child1
MlleVaubois
MmeBurgon
Count
Geborand
CountessDeLo
Napoleon
OldMan
Cravatte
Champtercier
Jondrette

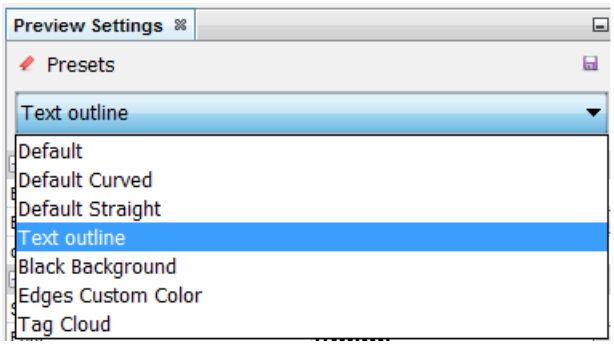
Preview Settings
Presets
Text outline
Default
Default Curved
Default Straight
Text outline
Black Background
Edges Custom Color
Tag Cloud

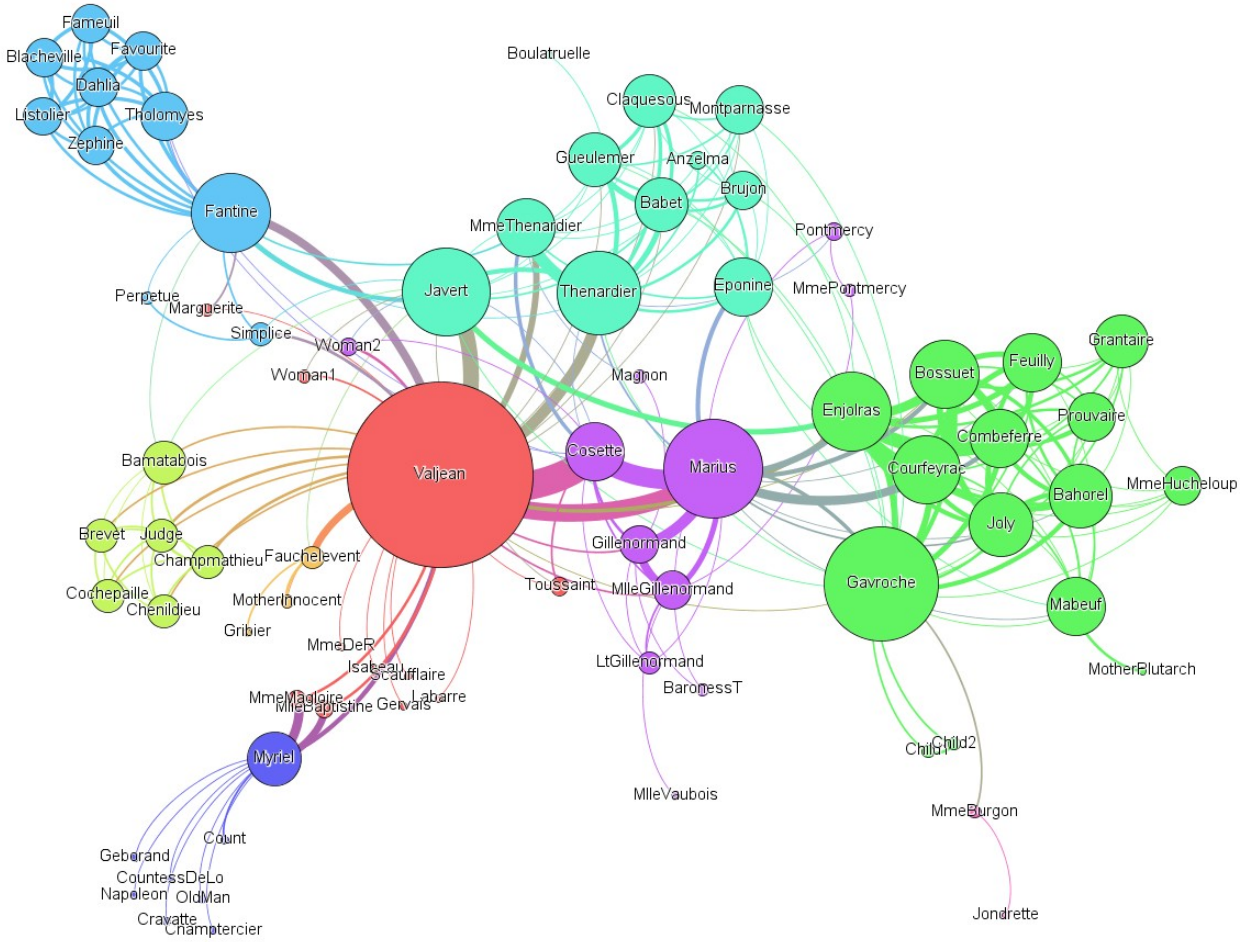
Fameuil
Blacheville
Favourite
Dahlia
Listolier
Tholomyes
Zephine
Fantine
Boulatruelle
Claquesous
Montparnasse
Gueulemer
Anzelma
Babet
Brujon
MmeThenardier
Pontmercy
Javert
Thenardier
Eponine
MmePontmercy
Perpetue
Marguerite
Simplice
Woman2
Woman1
Magnon
Grantaire
Bossuet
Feuilly
Enjolras
Prouvaire
Combeferre
Courfeyrac
Bahorel
MmeHucheloup
Joly
Bamatabois
Valjean
Cosette
Marius
Brevet
Judge
Champmathieu
Fauchelevent
Cochepaille
Chenildieu
MotherInnocent
Gribier
Toussaint
Gillenormand
MlleGillenormand
Gavroche
Mabeuf
MmeDeR
Isabeau
Scaufflaire
MmeMagloire
MlleBaptistine
Gervais
Labarre
LtGillenormand
BaronessT
MotherPlutarch
Myriel
Child1
Child2
MlleVaubois
MmeBurgon
Count
Geborand
CountessDeLo
Napoleon
OldMan
Cravatte
Champtercier
Jondrette

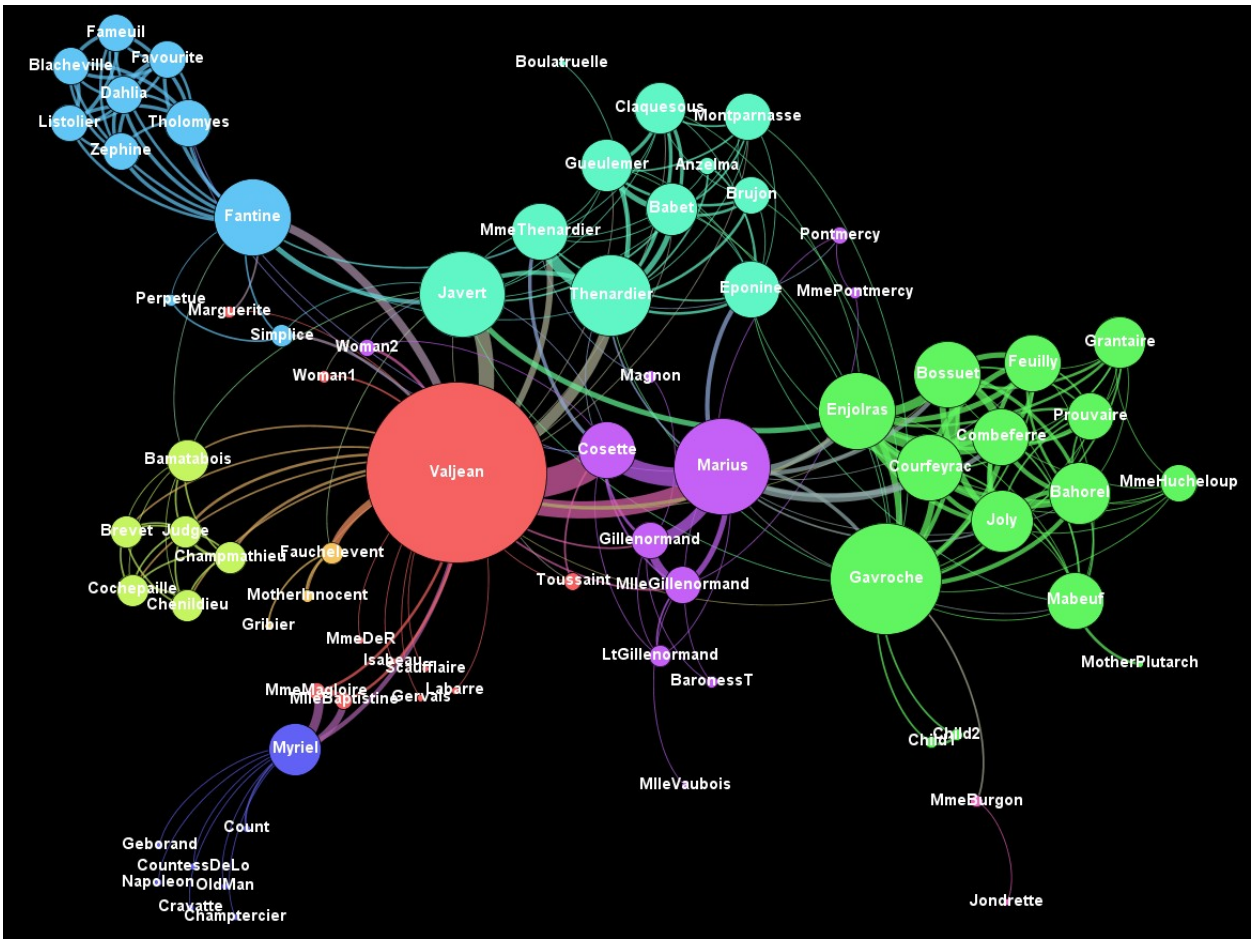
Fameuil
Blacheville
Favourite
Dahlia
Listolier
Tholomyes
Zephine
Fantine
Boulatruelle
Claquesous
Montparnasse
Gueulemer
Anzelma
Babet
Brujon
MmeThenardier
Pontmercy
Javert
Thenardier
Eponine
MmePontmercy
Perpetue
Marguerite
Simplice
Woman2
Woman1
Magnon
Grantaire
Bossuet
Feuilly
Enjolras
Prouvaire
Combeferre
Courfeyrac
Bahorel
MmeHucheloup
Joly
Valjean
Cosette
Marius
Bamatabois
Brevet
Judge
Champmathieu
Fauchelevent
Cochepaille
Chenildieu
MotherInnocent
Gribier
Gillenormand
Toussaint
MlleGillenormand
Gavroche
Mabeuf
MotherPlutarch
MmeDeR
Isabeau
Scaufflaire
MmeMagloire
MlleBaptistine
Gervais
Labarre
LtGillenormand
BaronessT
Myriel
Child1
Child2
MlleVaubois
MmeBurgon
Count
Geborand
CountessDeLo
Napoleon
OldMan
Cravatte
Champtercier
Jondrette

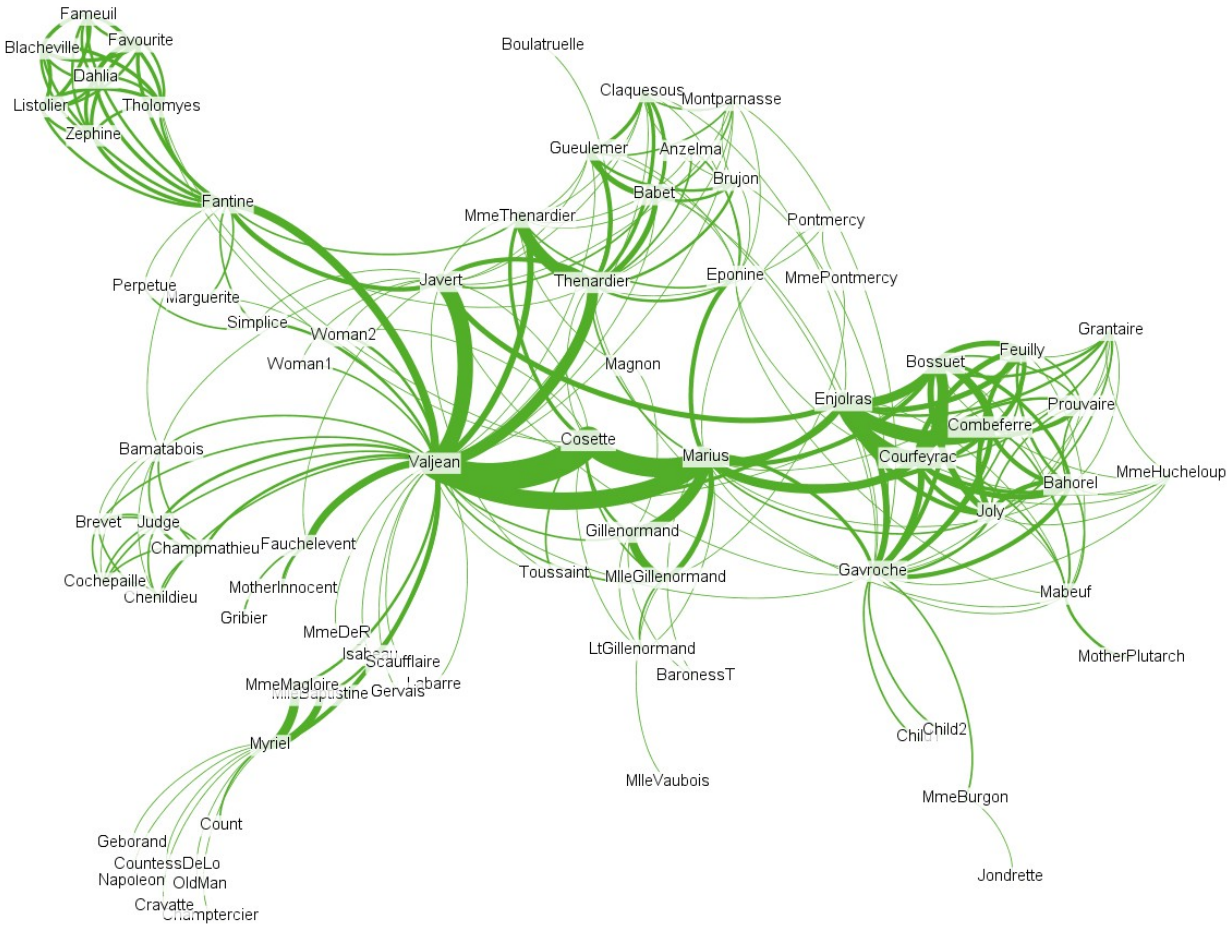
Fameuil
Favourite
Blacheville
Dahlia
Listolier
Tholomyes
Zephine
Fantine
Boulatruelle
Claquesous
Montparnasse
Gueulemer
Anzelma
Brujon
Babet
MmeThenardier
Pontmercy
Perpetue
Marguerite
Javert
Thenardier
Eponine
MmePontmercy
Simplice
Woman2
Woman1
Magnon
Grantaire
Feuilly
Bossuet
Enjolras
Prouvaire
Combeferre
Courfeyrac
Bahorel
MmeHucheloup
Joly
Bamatabois
Valjean
Cosette
Marius
Brevet
Judge
Champmathieu
Fauchelevent
Cochepaille
Chenildieu
MotherInnocent
Gribier
Gillenormand
Toussaint
MlleGillenormand
Gavroche
Mabeuf
MotherPlutarch
MmeDeR
Isabeau
Scaufflaire
Lebarre
MmeMagloire
Gervais
LtGillenormand
BaronessT
Myriel
Child2
MlleVaubois
MmeBurgon
Count
Geborand
CountessDeLo
Napoleon
OldMan
Cravatte
Jondrette

Preview Settings - Color
Edge Color
Configures the color of the edges. Edges can either a color on their own (original) or uses incident nodes color.
Original
Mixed
Source
Target
Custom
OK
Cancel

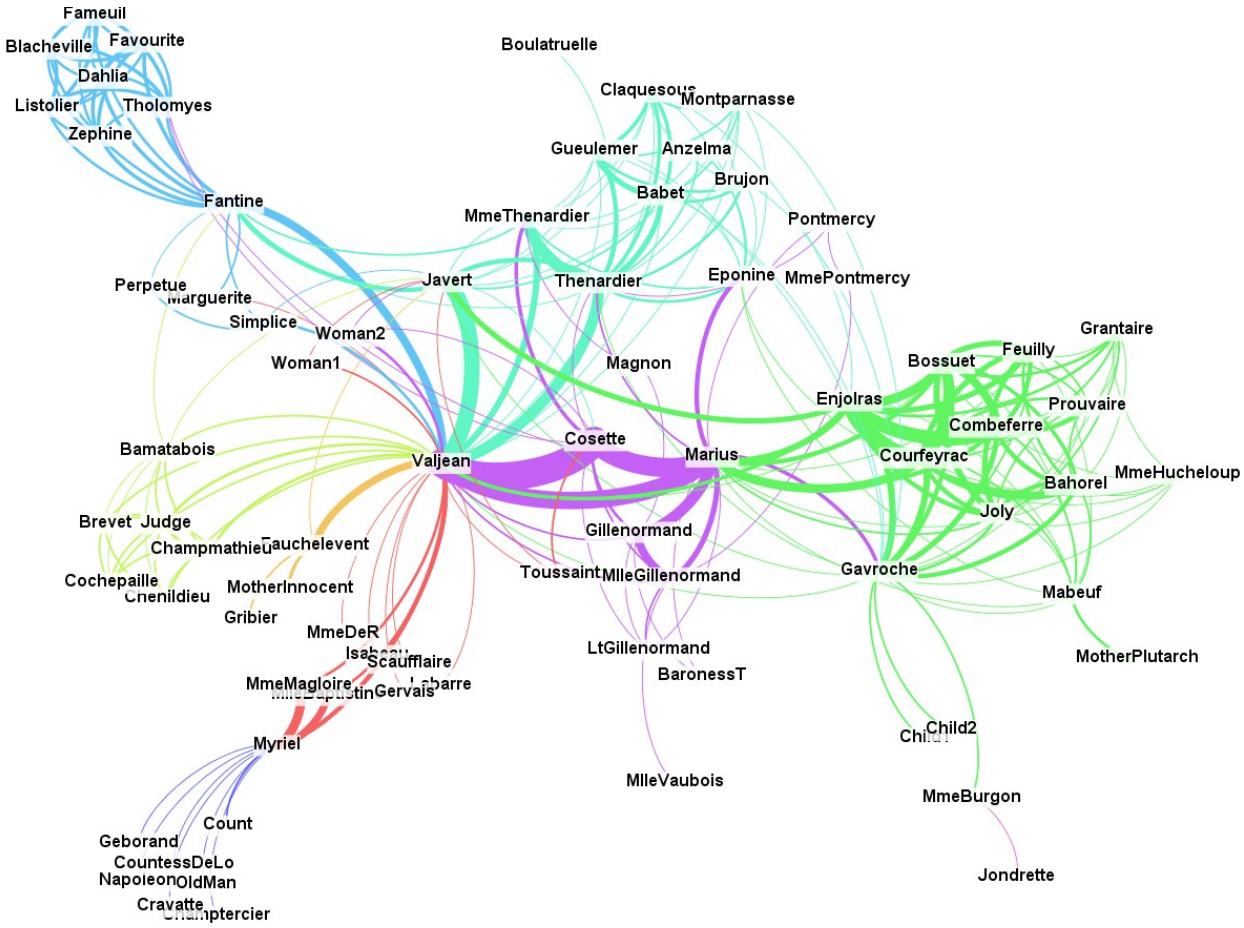
Fameuil
Blacheville
Favourite
Dahlia
Listolier
Tholomyes
Zephine
Fantine
Boulatruelle
Claquesous
Montparnasse
Gueulemer
Anzelma
Babet
Brujon
MmeThenardier
Pontmercy
Perpetue
Marguerite
Javert
Thenardier
Eponine
MmePontmercy
Simplice
Woman2
Woman1
Magnon
Grantaire
Feuilly
Bossuet
Enjolras
Prouvaire
Combeferre
Courfeyrac
Bahorel
MmeHucheloup
Joly
Bamatabois
Cosette
Valjean
Marius
Brevet
Judge
Champmathieu
Fauchelevent
Gillenormand
Toussaint
MlleGillenormand
Gavroche
Mabeuf
Cochepaille
Chenildieu
MotherInnocent
Gribier
MmeDeR
Scaufflaire
MmeMagloire
Gervais
LtGillenormand
BaronessT
MotherPlutarch
Myriel
Child2
MlleVaubois
MmeBurgon
Geborand
Count
CountessDeLo
Napoleon
OldMan
Cravatte
Jondrette

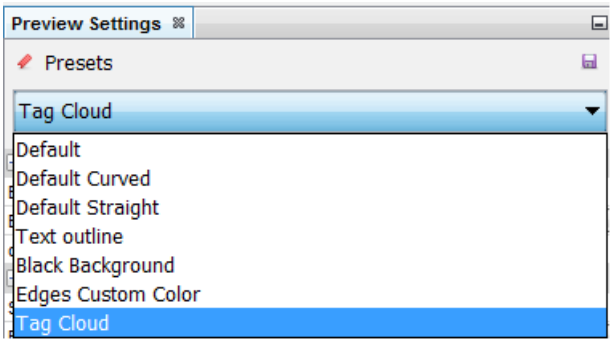
Preview Settings
Presets
Tag Cloud
Default
Default Curved
Default Straight
Text outline
Black Background
Edges Custom Color
Tag Cloud

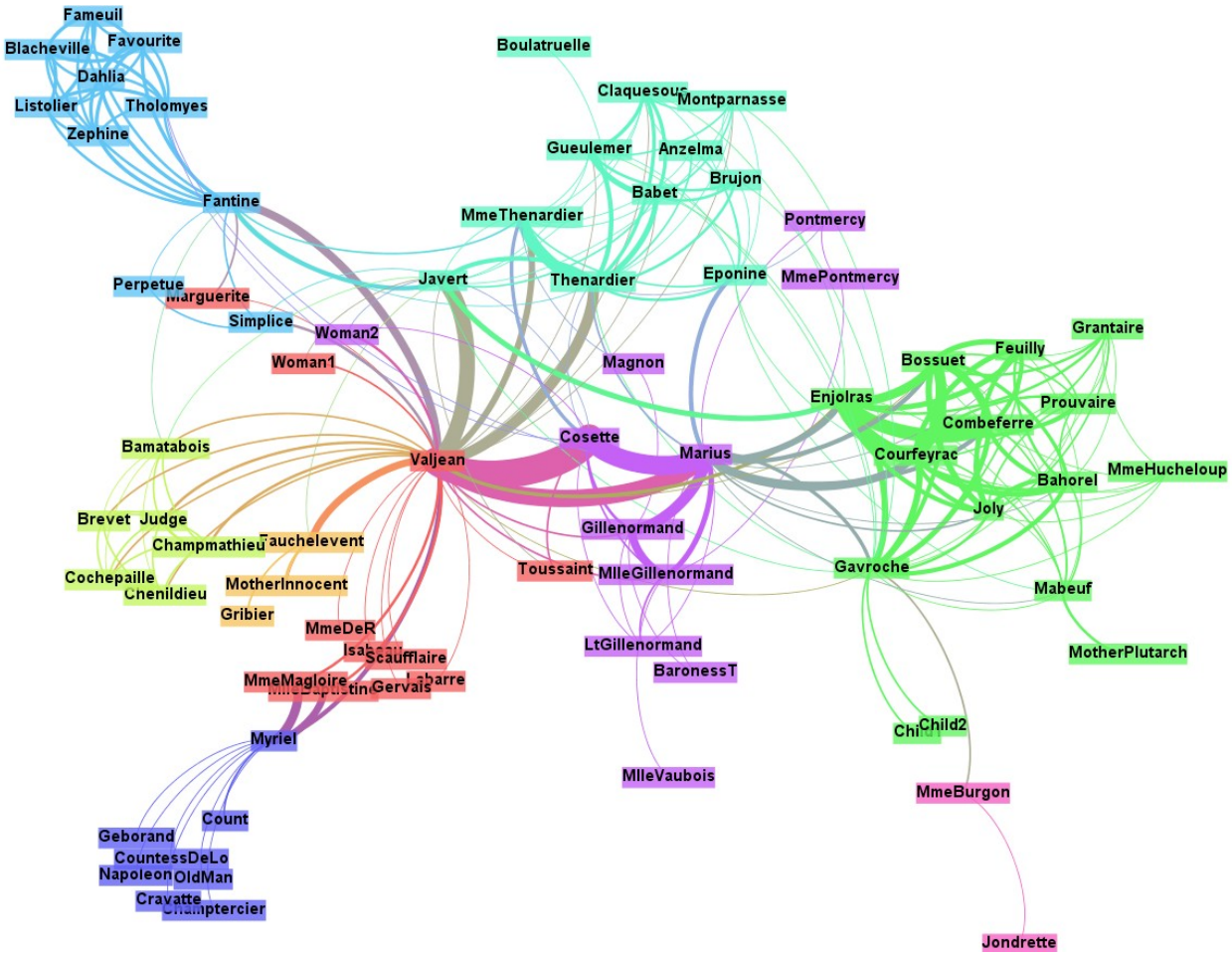

Preview ratio: 100%

Refresh

Export: SVG/PDF/PNG

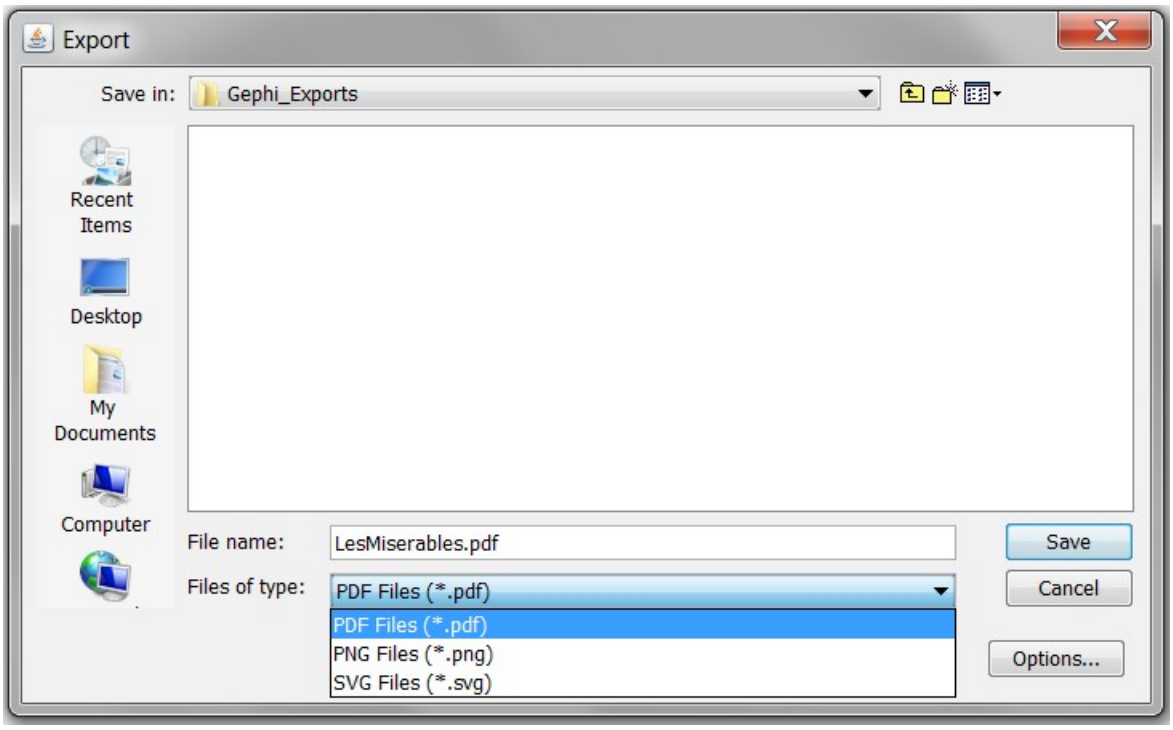
Export
Save in:
Gephi_Exports
Recent Items
Desktop
My Documents
Computer
File name:
LesMiserables.pdf
Files of type:
PDF Files (*.pdf)
PDF Files (*.pdf)
PNG Files (*.png)
SVG Files (*.svg)
Save
Cancel
Options...

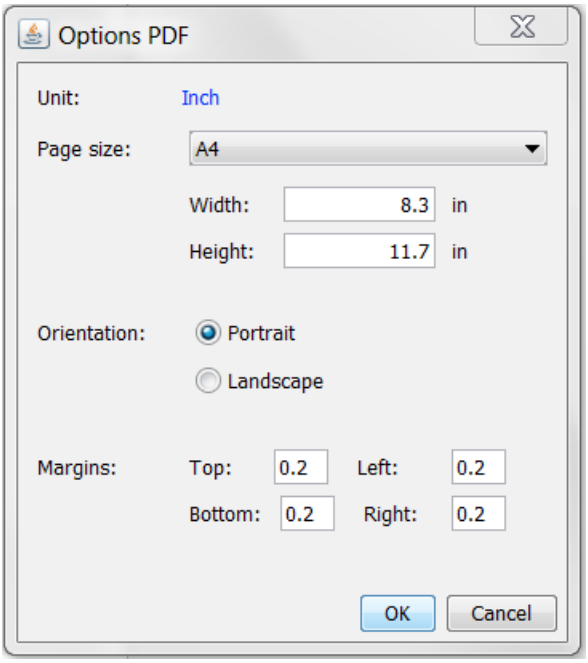
Options PDF
Unit:
Inch
Page size:
A4
Width:
8.3
in
Height:
11.7
in
Orientation:
Portrait
Landscape
Margins:
Top:
0.2
Left:
0.2
Bottom:
0.2
Right:
0.2
OK
Cancel

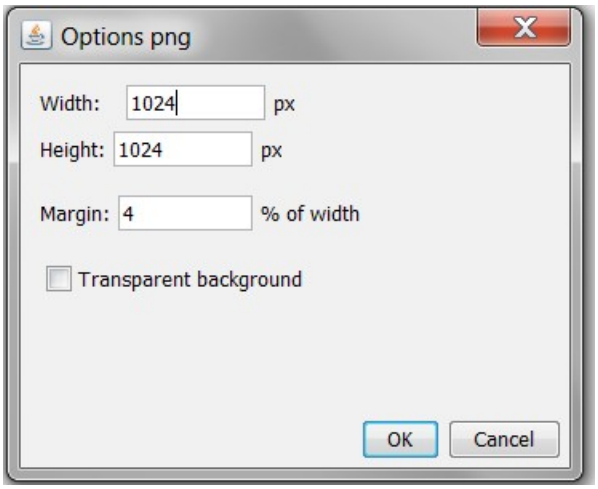

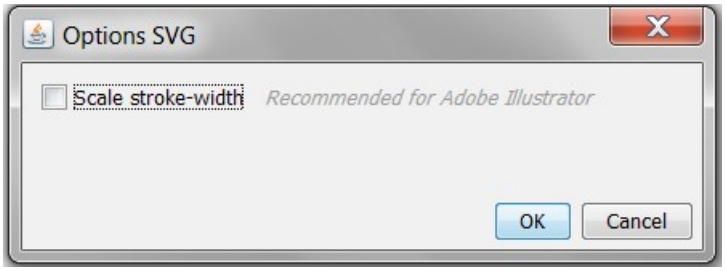

Chapter 8: Exploring Dynamic and Multilevel Graphs

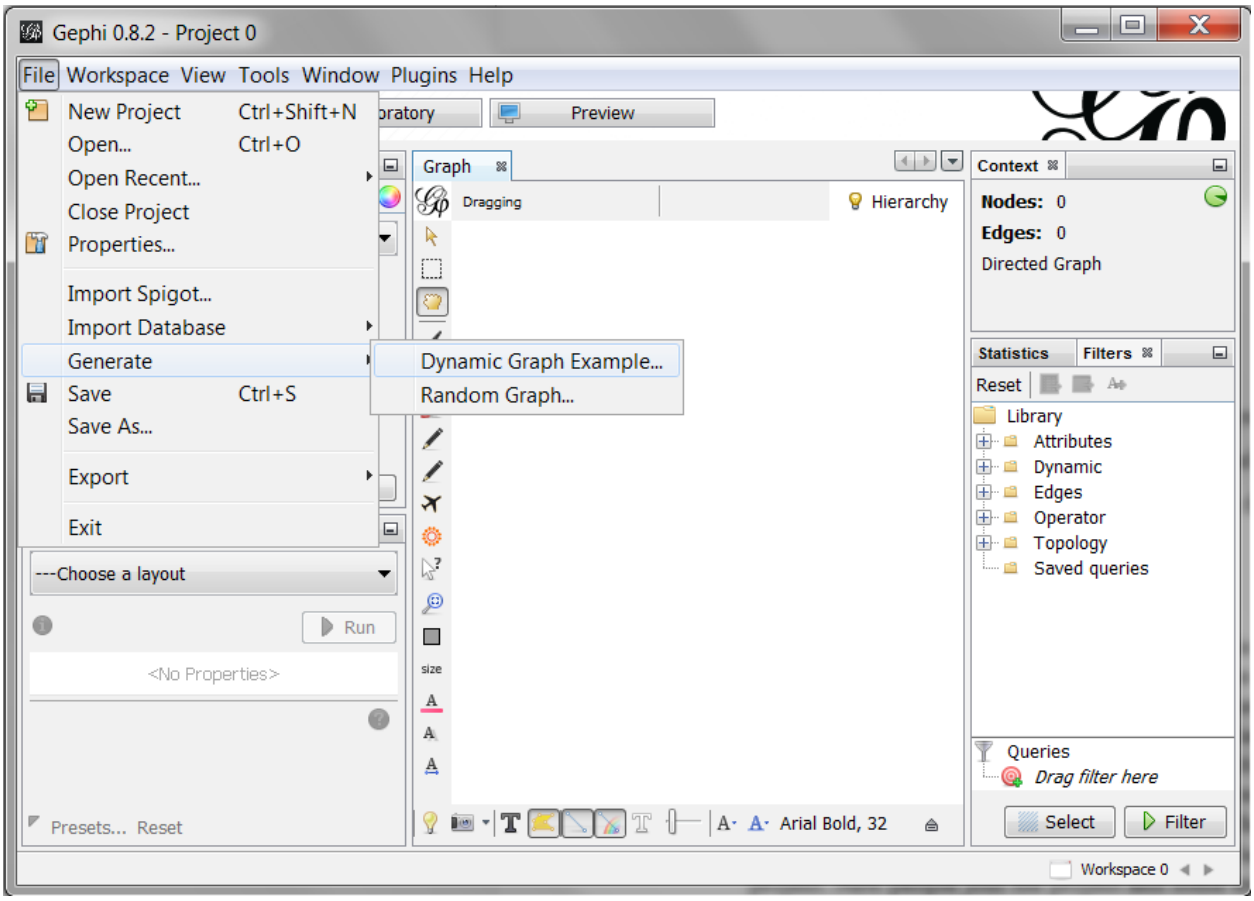
Gephi 0.8.2 - Project 0
File Workspace View Tools Window Plugins Help
New Project Ctrl+Shift+N
Open... Ctrl+O
Open Recent...
Close Project
Properties...
Import Spigot...
Import Database
Generate
Save Ctrl+S
Save As...
Export
Exit
Dynamic Graph Example...
Random Graph...
Preview
Graph
Dragging
Hierarchy
Context
Nodes: 0
Edges: 0
Directed Graph
Statistics
Filters
Reset
Library
Attributes
Dynamic
Edges
Operator
Topology
Saved queries
Queries
Drag filter here
Select
Filter
---Choose a layout
Run
<No Properties>
Presets... Reset
Arial Bold, 32
Workspace 0

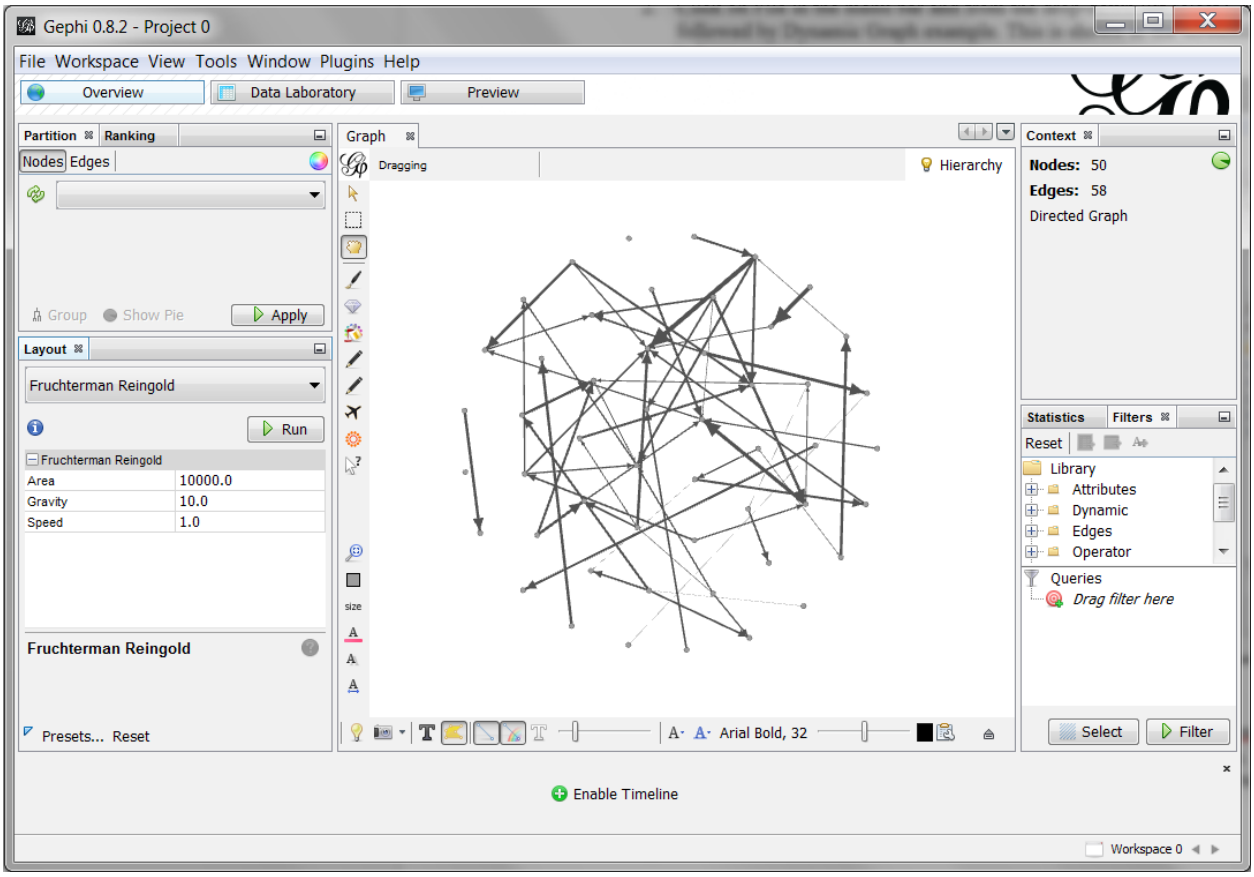
Gephi 0.8.2 - Project 0
File Workspace View Tools Window Plugins Help
Overview
Data Laboratory
Preview
Partition
Ranking
Nodes
Edges
Group
Show Pie
Apply
Layout
Fruchterman Reingold
Run
Fruchterman Reingold
Area
10000.0
Gravity
10.0
Speed
1.0
Fruchterman Reingold
Presets...
Reset
Graph
Dragging
Hierarchy
size
Arial Bold, 32
Context
Nodes: 50
Edges: 58
Directed Graph
Statistics
Filters
Reset
Library
Attributes
Dynamic
Edges
Operator
Queries
Drag filter here
Select
Filter
Enable Timeline
Workspace 0

2,005
2,010
2,015
2,020
2,025
2,030
2,035
Workspace 0

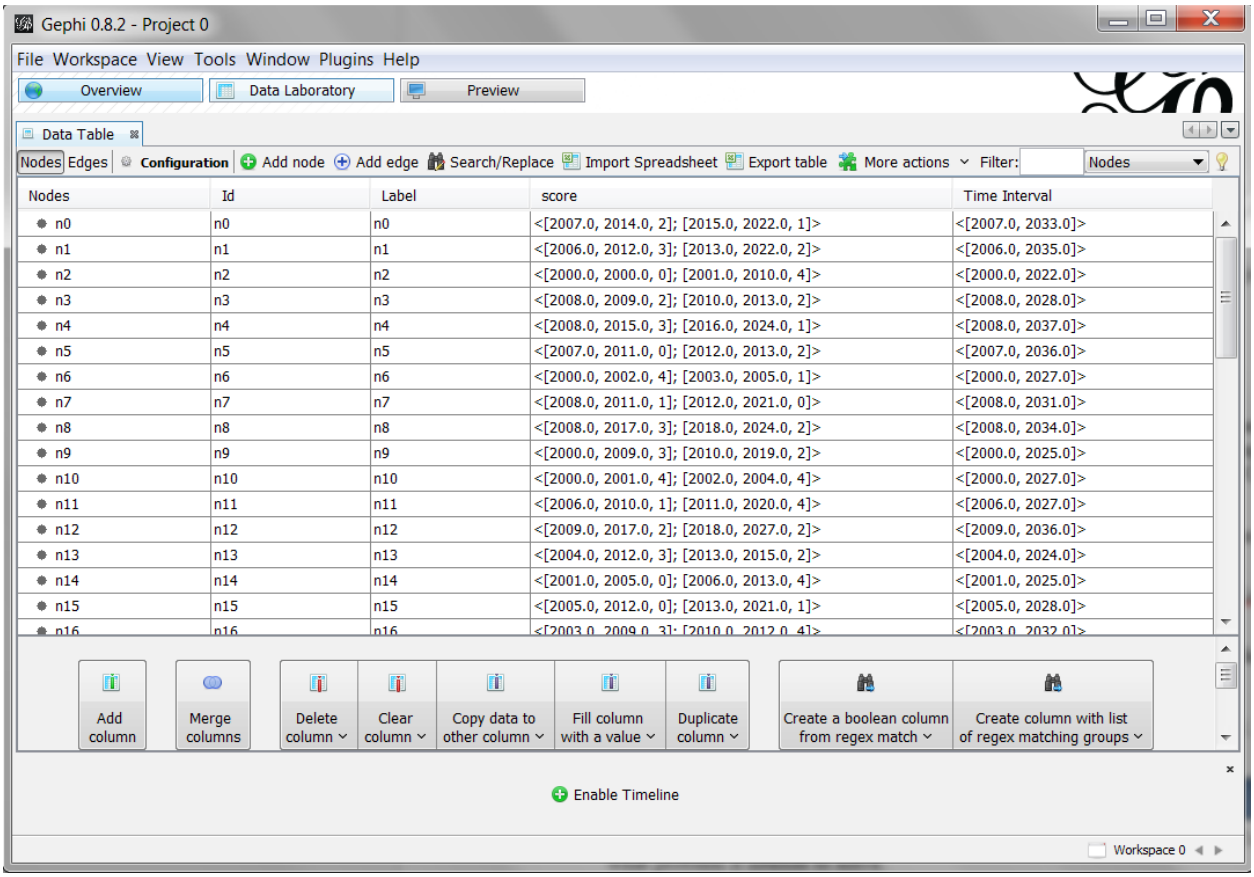
Gephi 0.8.2 - Project 0
File Workspace View Tools Window Plugins Help
Overview
Data Laboratory
Preview
Data Table
Nodes Edges Configuration Add node Add edge Search/Replace Import Spreadsheet Export table More actions Filter: Nodes
Nodes Id Label score Time Interval
n0 n0 n0 <[2007.0, 2014.0, 2]; [2015.0, 2022.0, 1]> <[2007.0, 2033.0]>
n1 n1 n1 <[2006.0, 2012.0, 3]; [2013.0, 2022.0, 2]> <[2006.0, 2035.0]>
n2 n2 n2 <[2000.0, 2000.0, 0]; [2001.0, 2010.0, 4]> <[2000.0, 2022.0]>
n3 n3 n3 <[2008.0, 2009.0, 2]; [2010.0, 2013.0, 2]> <[2008.0, 2028.0]>
n4 n4 n4 <[2008.0, 2015.0, 3]; [2016.0, 2024.0, 1]> <[2008.0, 2037.0]>
n5 n5 n5 <[2007.0, 2011.0, 0]; [2012.0, 2013.0, 2]> <[2007.0, 2036.0]>
n6 n6 n6 <[2000.0, 2002.0, 4]; [2003.0, 2005.0, 1]> <[2000.0, 2027.0]>
n7 n7 n7 <[2008.0, 2011.0, 1]; [2012.0, 2021.0, 0]> <[2008.0, 2031.0]>
n8 n8 n8 <[2008.0, 2017.0, 3]; [2018.0, 2024.0, 2]> <[2008.0, 2034.0]>
n9 n9 n9 <[2000.0, 2009.0, 3]; [2010.0, 2019.0, 2]> <[2000.0, 2025.0]>
n10 n10 n10 <[2000.0, 2001.0, 4]; [2002.0, 2004.0, 4]> <[2000.0, 2027.0]>
n11 n11 n11 <[2006.0, 2010.0, 1]; [2011.0, 2020.0, 4]> <[2006.0, 2027.0]>
n12 n12 n12 <[2009.0, 2017.0, 2]; [2018.0, 2027.0, 2]> <[2009.0, 2036.0]>
n13 n13 n13 <[2004.0, 2012.0, 3]; [2013.0, 2015.0, 2]> <[2004.0, 2024.0]>
n14 n14 n14 <[2001.0, 2005.0, 0]; [2006.0, 2013.0, 4]> <[2001.0, 2025.0]>
n15 n15 n15 <[2005.0, 2012.0, 0]; [2013.0, 2021.0, 1]> <[2005.0, 2028.0]>
Add column
Merge columns
Delete column
Clear column
Copy data to other column
Fill column with a value
Duplicate column
Create a boolean column from regex match
Create column with list of regex matching groups
Enable Timeline
Workspace 0

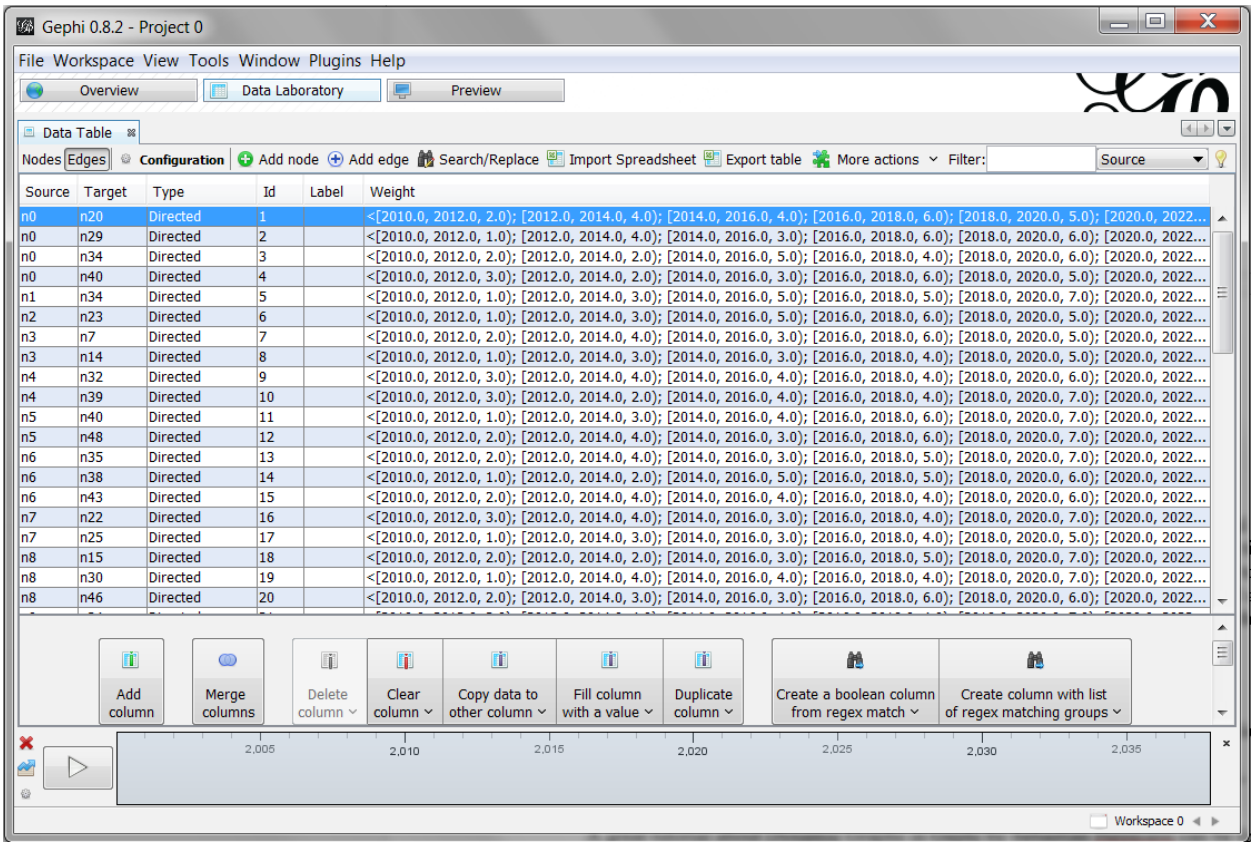
Gephi 0.8.2 - Project 0
File Workspace View Tools Window Plugins Help
Overview
Data Laboratory
Preview
Data Table
Nodes Edges Configuration Add node Add edge Search/Replace Import Spreadsheet Export table More actions Filter: Source
Source Target Type Id Label Weight
n0 n20 Directed 1 <[2010.0, 2012.0, 2.0); [2012.0, 2014.0, 4.0); [2014.0, 2016.0, 4.0); [2016.0, 2018.0, 6.0); [2018.0, 2020.0, 5.0); [2020.0, 2022...
n0 n29 Directed 2 <[2010.0, 2012.0, 1.0); [2012.0, 2014.0, 4.0); [2014.0, 2016.0, 3.0); [2016.0, 2018.0, 6.0); [2018.0, 2020.0, 6.0); [2020.0, 2022...
n0 n34 Directed 3 <[2010.0, 2012.0, 2.0); [2012.0, 2014.0, 2.0); [2014.0, 2016.0, 5.0); [2016.0, 2018.0, 4.0); [2018.0, 2020.0, 6.0); [2020.0, 2022...
n0 n40 Directed 4 <[2010.0, 2012.0, 3.0); [2012.0, 2014.0, 2.0); [2014.0, 2016.0, 3.0); [2016.0, 2018.0, 6.0); [2018.0, 2020.0, 5.0); [2020.0, 2022...
n1 n34 Directed 5 <[2010.0, 2012.0, 1.0); [2012.0, 2014.0, 3.0); [2014.0, 2016.0, 5.0); [2016.0, 2018.0, 5.0); [2018.0, 2020.0, 7.0); [2020.0, 2022...
n2 n23 Directed 6 <[2010.0, 2012.0, 1.0); [2012.0, 2014.0, 3.0); [2014.0, 2016.0, 5.0); [2016.0, 2018.0, 6.0); [2018.0, 2020.0, 5.0); [2020.0, 2022...
n3 n7 Directed 7 <[2010.0, 2012.0, 2.0); [2012.0, 2014.0, 4.0); [2014.0, 2016.0, 3.0); [2016.0, 2018.0, 6.0); [2018.0, 2020.0, 5.0); [2020.0, 2022...
n3 n14 Directed 8 <[2010.0, 2012.0, 1.0); [2012.0, 2014.0, 3.0); [2014.0, 2016.0, 3.0); [2016.0, 2018.0, 4.0); [2018.0, 2020.0, 5.0); [2020.0, 2022...
n4 n32 Directed 9 <[2010.0, 2012.0, 3.0); [2012.0, 2014.0, 4.0); [2014.0, 2016.0, 4.0); [2016.0, 2018.0, 4.0); [2018.0, 2020.0, 6.0); [2020.0, 2022...
n4 n39 Directed 10 <[2010.0, 2012.0, 3.0); [2012.0, 2014.0, 2.0); [2014.0, 2016.0, 4.0); [2016.0, 2018.0, 4.0); [2018.0, 2020.0, 7.0); [2020.0, 2022...
n5 n40 Directed 11 <[2010.0, 2012.0, 1.0); [2012.0, 2014.0, 3.0); [2014.0, 2016.0, 4.0); [2016.0, 2018.0, 6.0); [2018.0, 2020.0, 7.0); [2020.0, 2022...
n5 n48 Directed 12 <[2010.0, 2012.0, 2.0); [2012.0, 2014.0, 4.0); [2014.0, 2016.0, 3.0); [2016.0, 2018.0, 6.0); [2018.0, 2020.0, 7.0); [2020.0, 2022...
n6 n35 Directed 13 <[2010.0, 2012.0, 2.0); [2012.0, 2014.0, 4.0); [2014.0, 2016.0, 3.0); [2016.0, 2018.0, 5.0); [2018.0, 2020.0, 7.0); [2020.0, 2022...
n6 n38 Directed 14 <[2010.0, 2012.0, 1.0); [2012.0, 2014.0, 2.0); [2014.0, 2016.0, 5.0); [2016.0, 2018.0, 5.0); [2018.0, 2020.0, 6.0); [2020.0, 2022...
n6 n43 Directed 15 <[2010.0, 2012.0, 2.0); [2012.0, 2014.0, 4.0); [2014.0, 2016.0, 4.0); [2016.0, 2018.0, 4.0); [2018.0, 2020.0, 6.0); [2020.0, 2022...
n7 n22 Directed 16 <[2010.0, 2012.0, 3.0); [2012.0, 2014.0, 4.0); [2014.0, 2016.0, 3.0); [2016.0, 2018.0, 4.0); [2018.0, 2020.0, 7.0); [2020.0, 2022...
n7 n25 Directed 17 <[2010.0, 2012.0, 1.0); [2012.0, 2014.0, 3.0); [2014.0, 2016.0, 3.0); [2016.0, 2018.0, 4.0); [2018.0, 2020.0, 5.0); [2020.0, 2022...
n8 n15 Directed 18 <[2010.0, 2012.0, 2.0); [2012.0, 2014.0, 2.0); [2014.0, 2016.0, 3.0); [2016.0, 2018.0, 5.0); [2018.0, 2020.0, 7.0); [2020.0, 2022...
n8 n30 Directed 19 <[2010.0, 2012.0, 1.0); [2012.0, 2014.0, 4.0); [2014.0, 2016.0, 4.0); [2016.0, 2018.0, 4.0); [2018.0, 2020.0, 7.0); [2020.0, 2022...
n8 n46 Directed 20 <[2010.0, 2012.0, 2.0); [2012.0, 2014.0, 3.0); [2014.0, 2016.0, 3.0); [2016.0, 2018.0, 6.0); [2018.0, 2020.0, 6.0); [2020.0, 2022...
Add column
Merge columns
Delete column
Clear column
Copy data to other column
Fill column with a value
Duplicate column
Create a boolean column from regex match
Create column with list of regex matching groups
2,005
2,010
2,015
2,020
2,025
2,030
2,035
Workspace 0

Current position is: 2002.590909090
Start: 2000.0
End: 2038.0
2,015
2,020
2,025
2,030
2,035

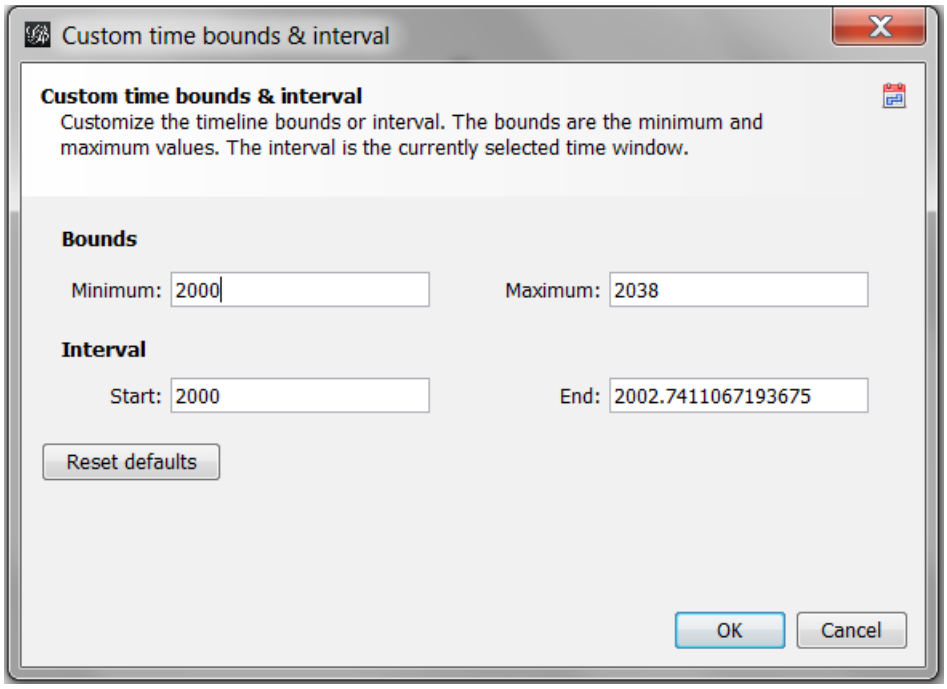
Custom time bounds & interval
Custom time bounds & interval
Customize the timeline bounds or interval. The bounds are the minimum and maximum values. The interval is the currently selected time window.
Bounds
Minimum: 2000
Maximum: 2038
Interval
Start: 2000
End: 2002.7411067193675
Reset defaults
OK
Cancel

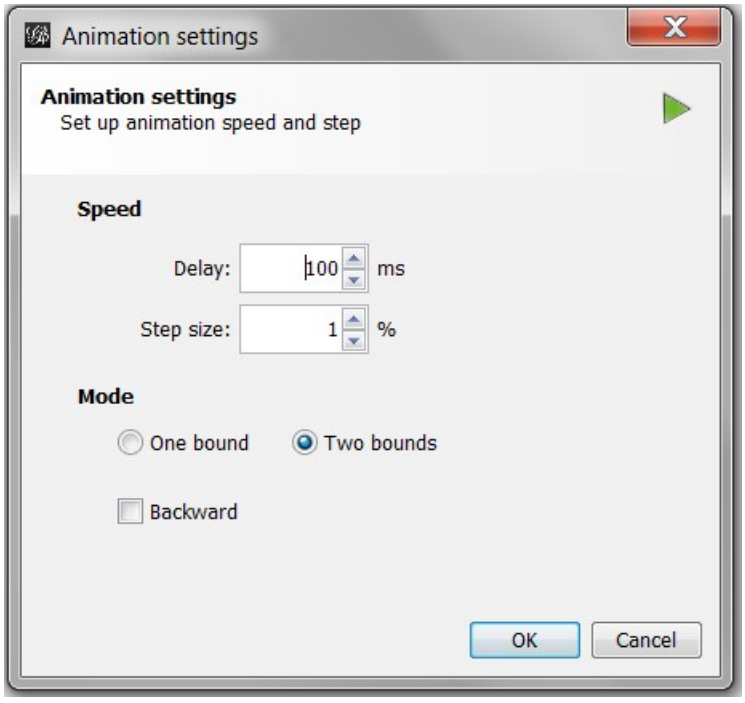
Animation settings
Animation settings
Set up animation speed and step
Speed
Delay: 100 ms
Step size: 1 %
Mode
One bound
Two bounds
Backward
OK
Cancel

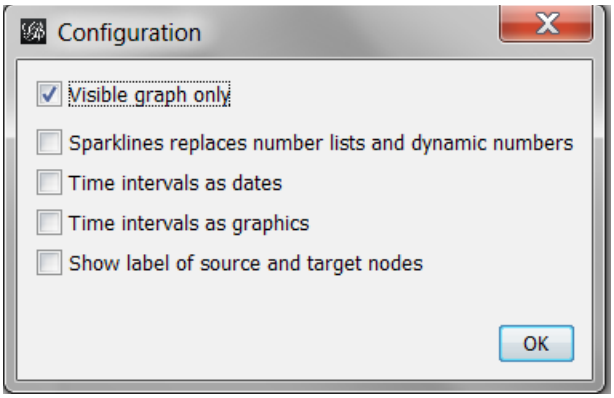
Configuration
Visible graph only
Sparklines replaces number lists and dynamic numbers
Time intervals as dates
Time intervals as graphics
Show label of source and target nodes
OK

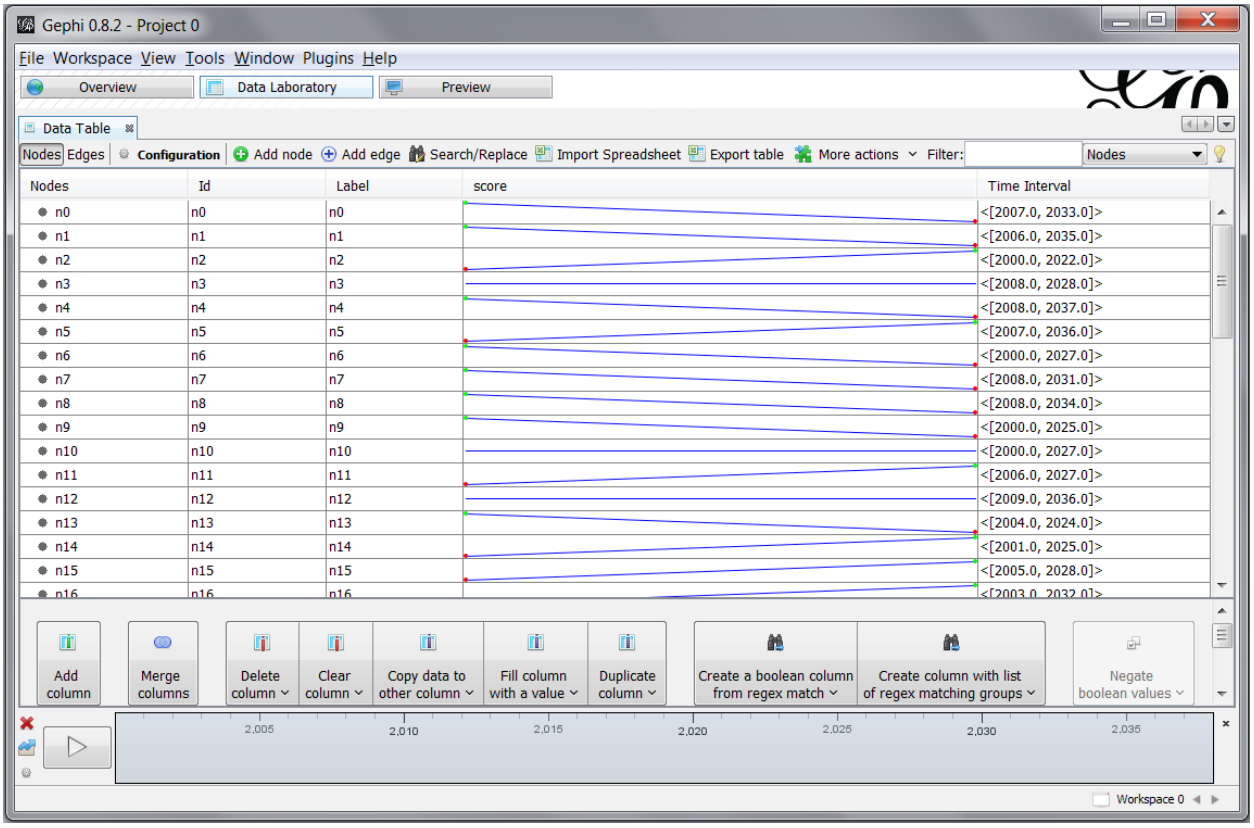
Gephi 0.8.2 - Project 0
File Workspace View Tools Window Plugins Help
Overview
Data Laboratory
Preview
Data Table
Nodes Edges Configuration Add node Add edge Search/Replace Import Spreadsheet Export table More actions Filter: Nodes
Nodes Id Label score Time Interval
n0 n0 n0 <[2007.0, 2033.0]>
n1 n1 n1 <[2006.0, 2035.0]>
n2 n2 n2 <[2000.0, 2022.0]>
n3 n3 n3 <[2008.0, 2028.0]>
n4 n4 n4 <[2008.0, 2037.0]>
n5 n5 n5 <[2007.0, 2036.0]>
n6 n6 n6 <[2000.0, 2027.0]>
n7 n7 n7 <[2008.0, 2031.0]>
n8 n8 n8 <[2008.0, 2034.0]>
n9 n9 n9 <[2000.0, 2025.0]>
n10 n10 n10 <[2000.0, 2027.0]>
n11 n11 n11 <[2006.0, 2027.0]>
n12 n12 n12 <[2009.0, 2036.0]>
n13 n13 n13 <[2004.0, 2024.0]>
n14 n14 n14 <[2001.0, 2025.0]>
n15 n15 n15 <[2005.0, 2028.0]>
Add column
Merge columns
Delete column
Clear column
Copy data to other column
Fill column with a value
Duplicate column
Create a boolean column from regex match
Create column with list of regex matching groups
Negate boolean values
2,005
2,010
2,015
2,020
2,025
2,030
2,035
Workspace 0

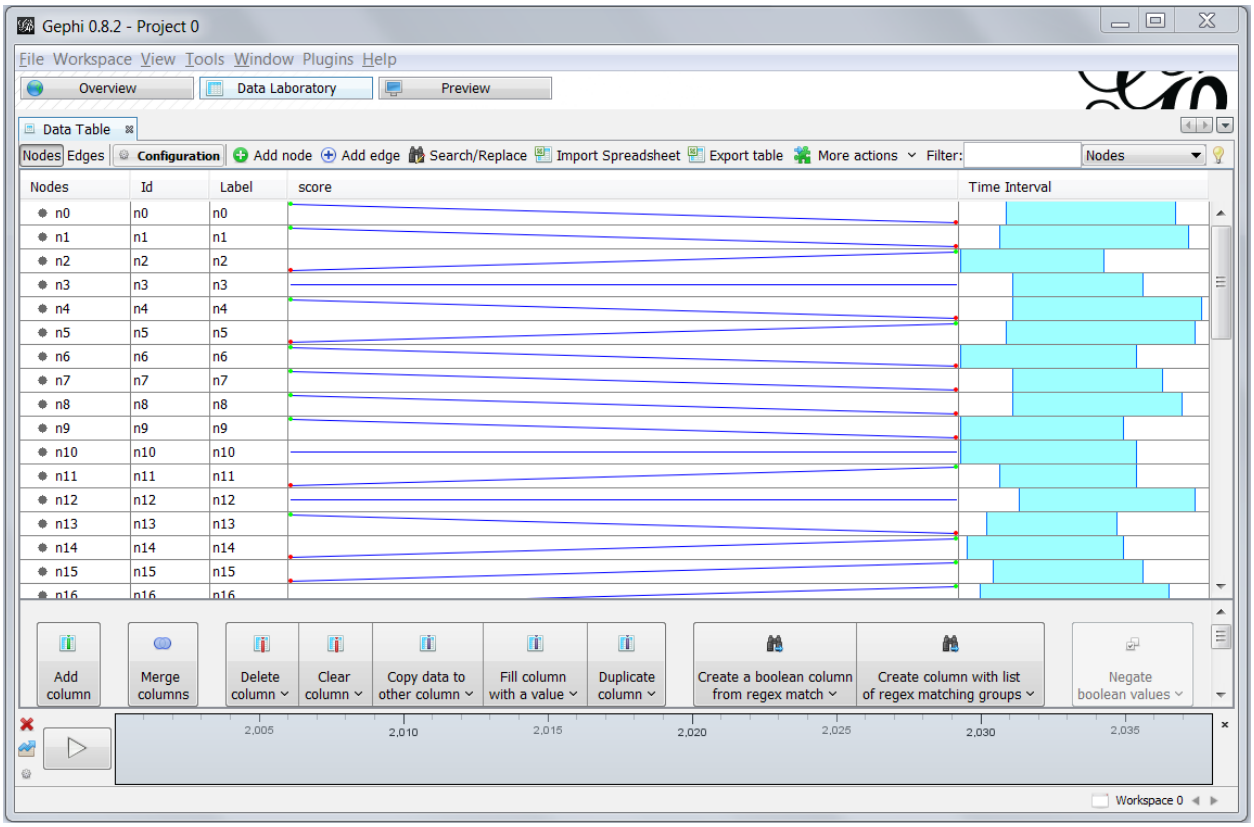
Gephi 0.8.2 - Project 0
File Workspace View Tools Window Plugins Help
Overview
Data Laboratory
Preview
Data Table
Nodes Edges Configuration Add node Add edge Search/Replace Import Spreadsheet Export table More actions Filter: Nodes
Nodes Id Label score Time Interval
n0 n0 n0
n1 n1 n1
n2 n2 n2
n3 n3 n3
n4 n4 n4
n5 n5 n5
n6 n6 n6
n7 n7 n7
n8 n8 n8
n9 n9 n9
n10 n10 n10
n11 n11 n11
n12 n12 n12
n13 n13 n13
n14 n14 n14
n15 n15 n15
Add column
Merge columns
Delete column
Clear column
Copy data to other column
Fill column with a value
Duplicate column
Create a boolean column from regex match
Create column with list of regex matching groups
Negate boolean values
2,005
2,010
2,015
2,020
2,025
2,030
2,035
Workspace 0

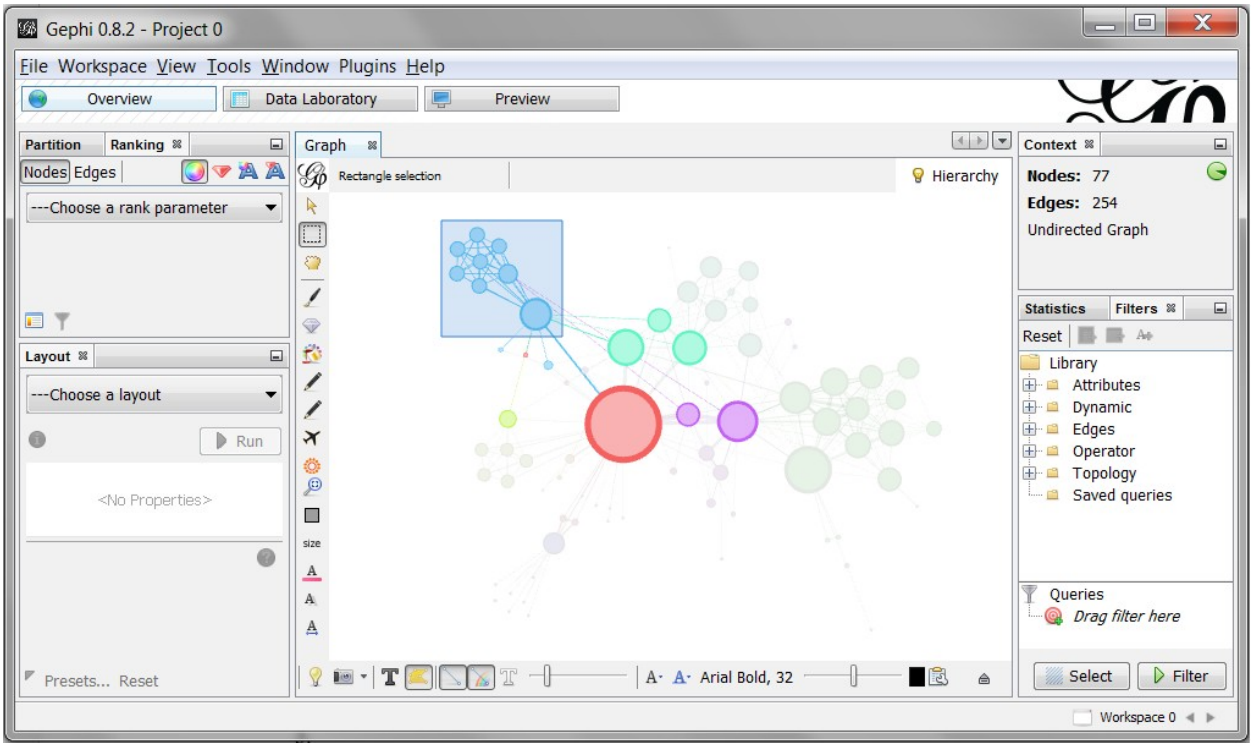
Gephi 0.8.2 - Project 0
File Workspace View Tools Window Plugins Help
Overview
Data Laboratory
Preview
Partition
Ranking
Nodes Edges
---Choose a rank parameter
Layout
---Choose a layout
Run
<No Properties>
Presets... Reset
Graph
Rectangle selection
Hierarchy
size
Arial Bold, 32
Context
Nodes: 77
Edges: 254
Undirected Graph
Statistics
Filters
Reset
Library
Attributes
Dynamic
Edges
Operator
Topology
Saved queries
Queries
Drag filter here
Select
Filter
Workspace 0

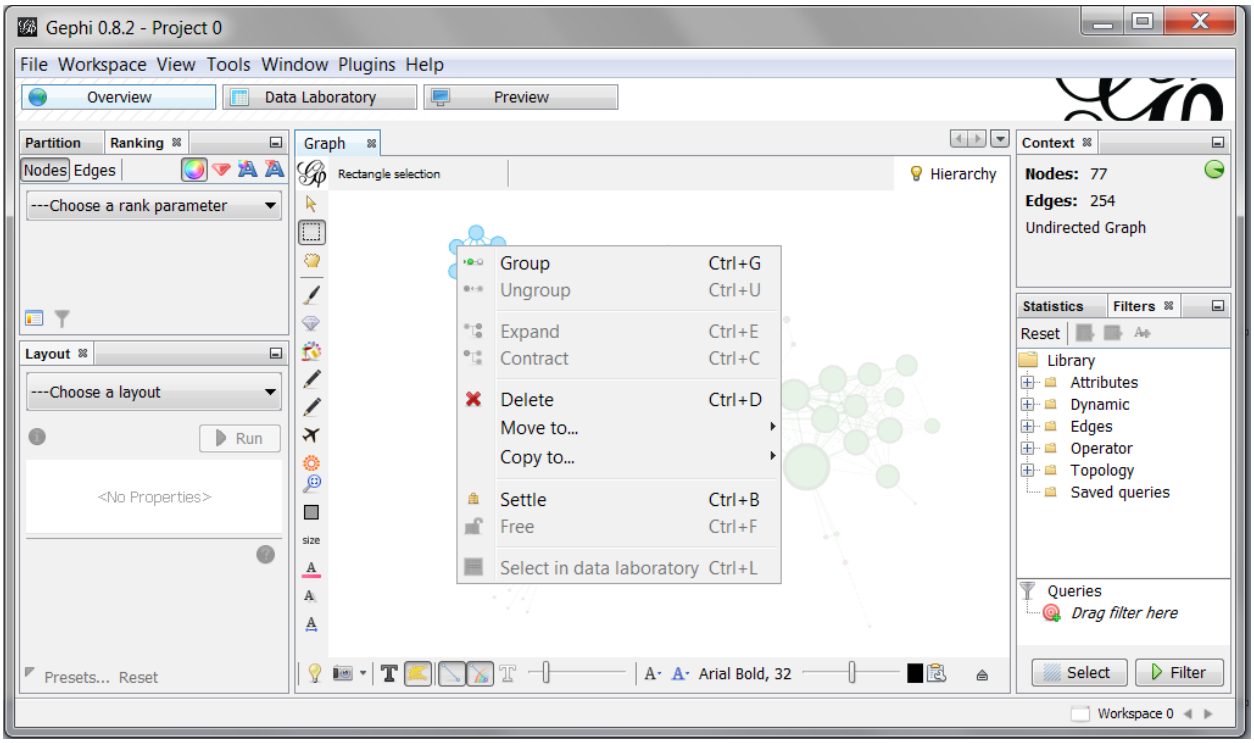
Gephi 0.8.2 - Project 0
File Workspace View Tools Window Plugins Help
Overview
Data Laboratory
Preview
Partition
Ranking
Nodes Edges
---Choose a rank parameter
Layout
---Choose a layout
Run
<No Properties>
Presets... Reset
Graph
Rectangle selection
Hierarchy
Group Ctrl+G
Ungroup Ctrl+U
Expand Ctrl+E
Contract Ctrl+C
Delete Ctrl+D
Move to...
Copy to...
Settle Ctrl+B
Free Ctrl+F
Select in data laboratory Ctrl+L
size
A- A- Arial Bold, 32
Context
Nodes: 77
Edges: 254
Undirected Graph
Statistics
Filters
Reset
Library
Attributes
Dynamic
Edges
Operator
Topology
Saved queries
Queries
Drag filter here
Select
Filter
Workspace 0

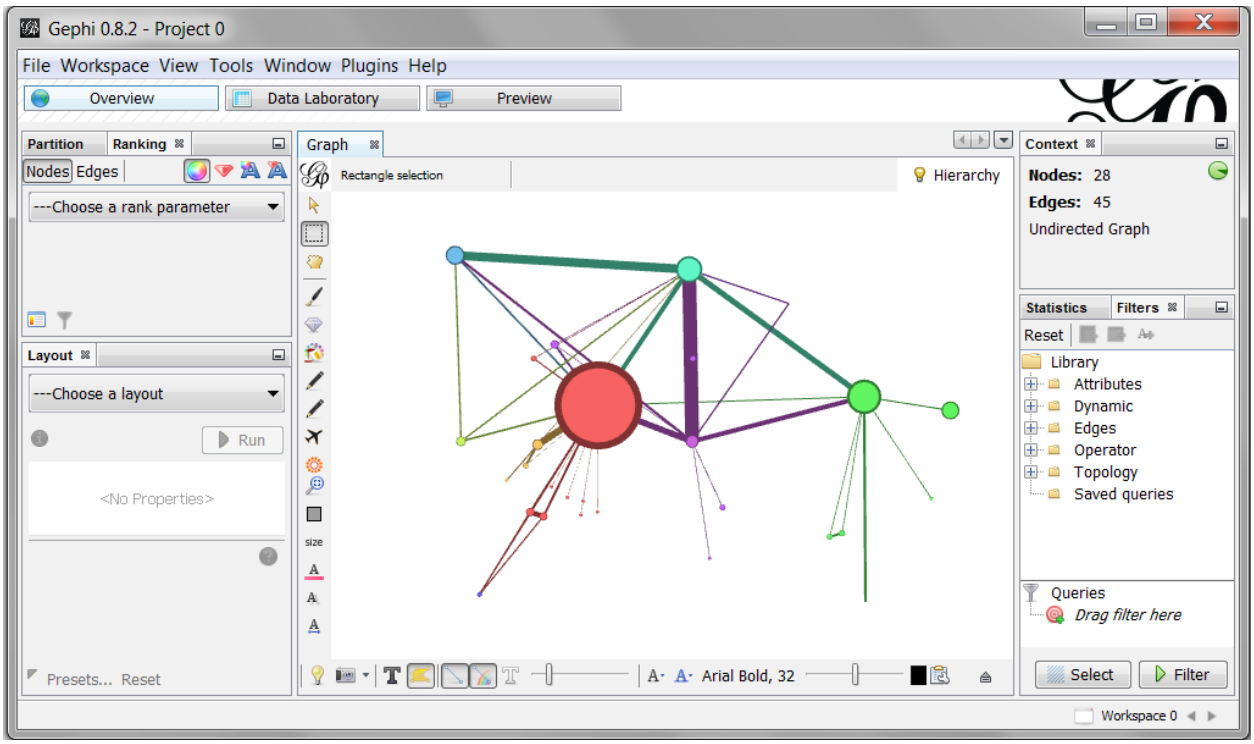
Gephi 0.8.2 - Project 0
File Workspace View Tools Window Plugins Help
Overview
Data Laboratory
Preview
Partition
Ranking
Nodes Edges
---Choose a rank parameter
Layout
---Choose a layout
Run
<No Properties>
Presets... Reset
Graph
Rectangle selection
Hierarchy
size
A- A- Arial Bold, 32
Context
Nodes: 28
Edges: 45
Undirected Graph
Statistics
Filters
Reset
Library
Attributes
Dynamic
Edges
Operator
Topology
Saved queries
Queries
Drag filter here
Select
Filter
Workspace 0

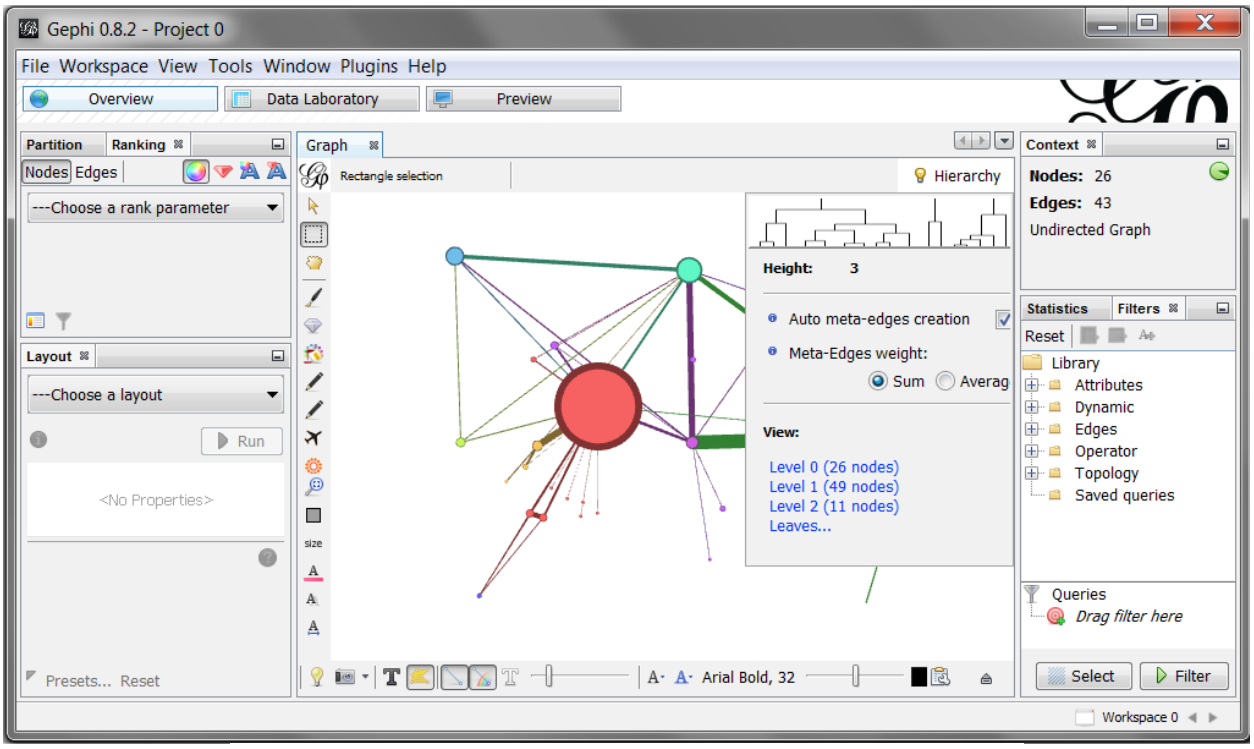
Gephi 0.8.2 - Project 0
File Workspace View Tools Window Plugins Help
Overview
Data Laboratory
Preview
Partition
Ranking
Nodes Edges
---Choose a rank parameter
Layout
---Choose a layout
Run
<No Properties>
Presets... Reset
Graph
Rectangle selection
Hierarchy
Height: 3
Auto meta-edges creation
Meta-Edges weight:
Sum Averag
View:
Level 0 (26 nodes)
Level 1 (49 nodes)
Level 2 (11 nodes)
Leaves...
Arial Bold, 32
Context
Nodes: 26
Edges: 43
Undirected Graph
Statistics
Filters
Reset
Library
Attributes
Dynamic
Edges
Operator
Topology
Saved queries
Queries
Drag filter here
Select
Filter
Workspace 0

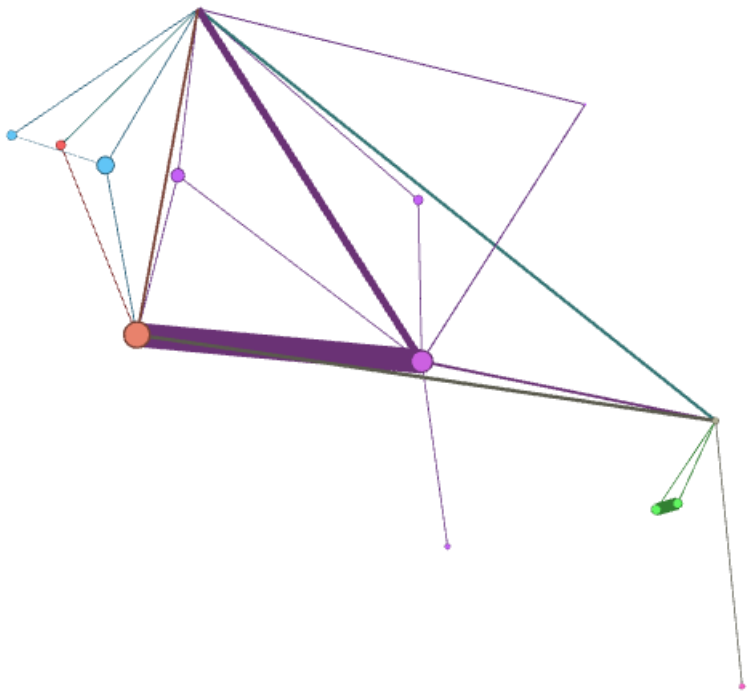

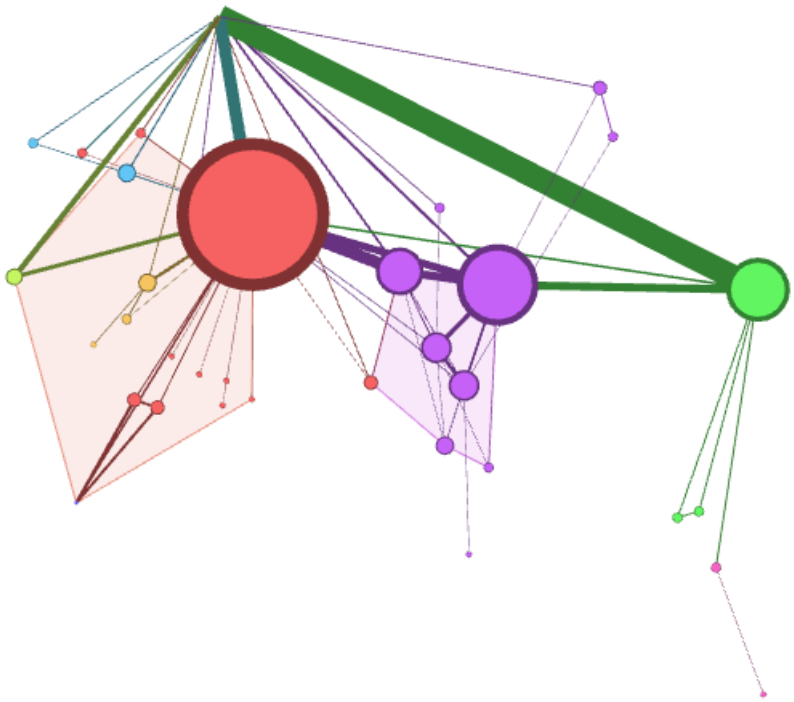

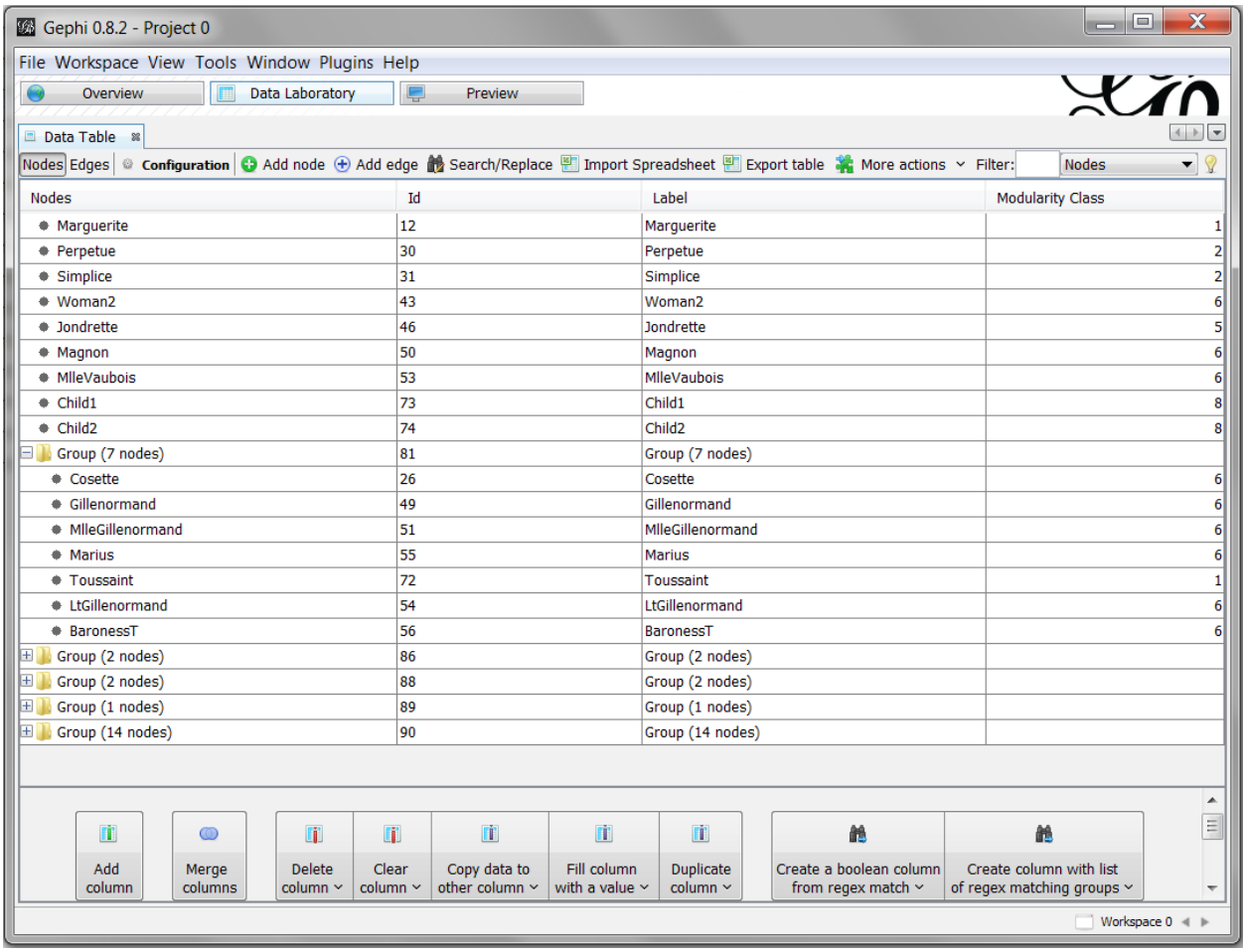
Gephi 0.8.2 - Project 0
File Workspace View Tools Window Plugins Help
Overview
Data Laboratory
Preview
Data Table
Nodes Edges Configuration Add node Add edge Search/Replace Import Spreadsheet Export table More actions Filter: Nodes
Nodes | Id | Label | Modularity Class
Marguerite | 12 | Marguerite | 1
Perpetue | 30 | Perpetue | 2
Simplice | 31 | Simplice | 2
Woman2 | 43 | Woman2 | 6
Jondrette | 46 | Jondrette | 5
Magnon | 50 | Magnon | 6
MlleVaubois | 53 | MlleVaubois | 6
Child1 | 73 | Child1 | 8
Child2 | 74 | Child2 | 8
Group (7 nodes) | 81 | Group (7 nodes)
Cosette | 26 | Cosette | 6
Gillenormand | 49 | Gillenormand | 6
MlleGillenormand | 51 | MlleGillenormand | 6
Marius | 55 | Marius | 6
Toussaint | 72 | Toussaint | 1
LtGillenormand | 54 | LtGillenormand | 6
BaronessT | 56 | BaronessT | 6
Group (2 nodes) | 86 | Group (2 nodes)
Group (2 nodes) | 88 | Group (2 nodes)
Group (1 nodes) | 89 | Group (1 nodes)
Group (14 nodes) | 90 | Group (14 nodes)
Add column
Merge columns
Delete column
Clear column
Copy data to other column
Fill column with a value
Duplicate column
Create a boolean column from regex match
Create column with list of regex matching groups
Workspace 0

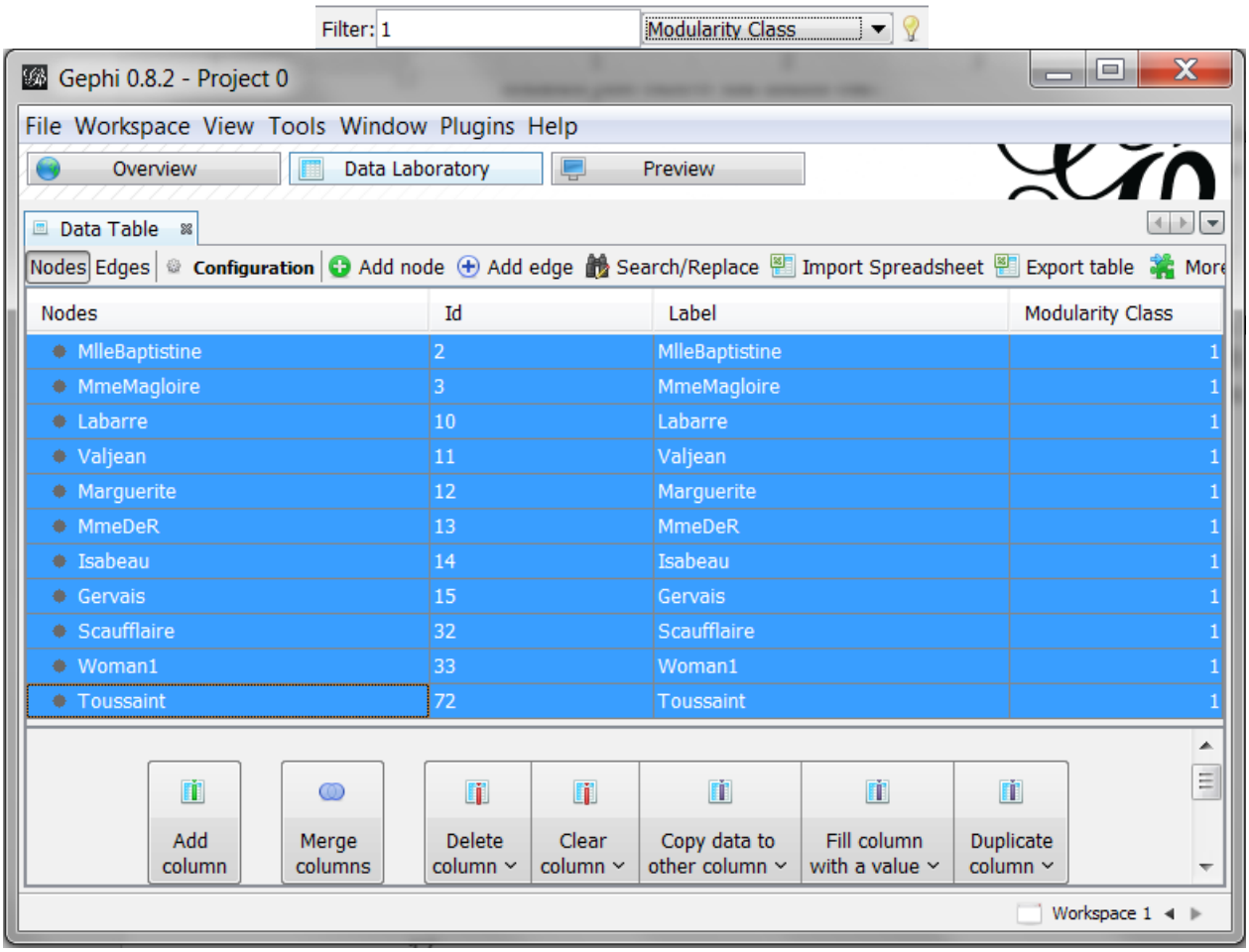
Filter: 1
Modularity Class
Gephi 0.8.2 - Project 0
File Workspace View Tools Window Plugins Help
Overview
Data Laboratory
Preview
Data Table
Nodes Edges Configuration Add node Add edge Search/Replace Import Spreadsheet Export table
Nodes Id Label Modularity Class
MlleBaptistine 2 MlleBaptistine 1
MmeMagloire 3 MmeMagloire 1
Labarre 10 Labarre 1
Valjean 11 Valjean 1
Marguerite 12 Marguerite 1
MmeDeR 13 MmeDeR 1
Isabeau 14 Isabeau 1
Gervais 15 Gervais 1
Scaufflaire 32 Scaufflaire 1
Woman1 33 Woman1 1
Toussaint 72 Toussaint 1
Add column
Merge columns
Delete column
Clear column
Copy data to other column
Fill column with a value
Duplicate column
Workspace 1

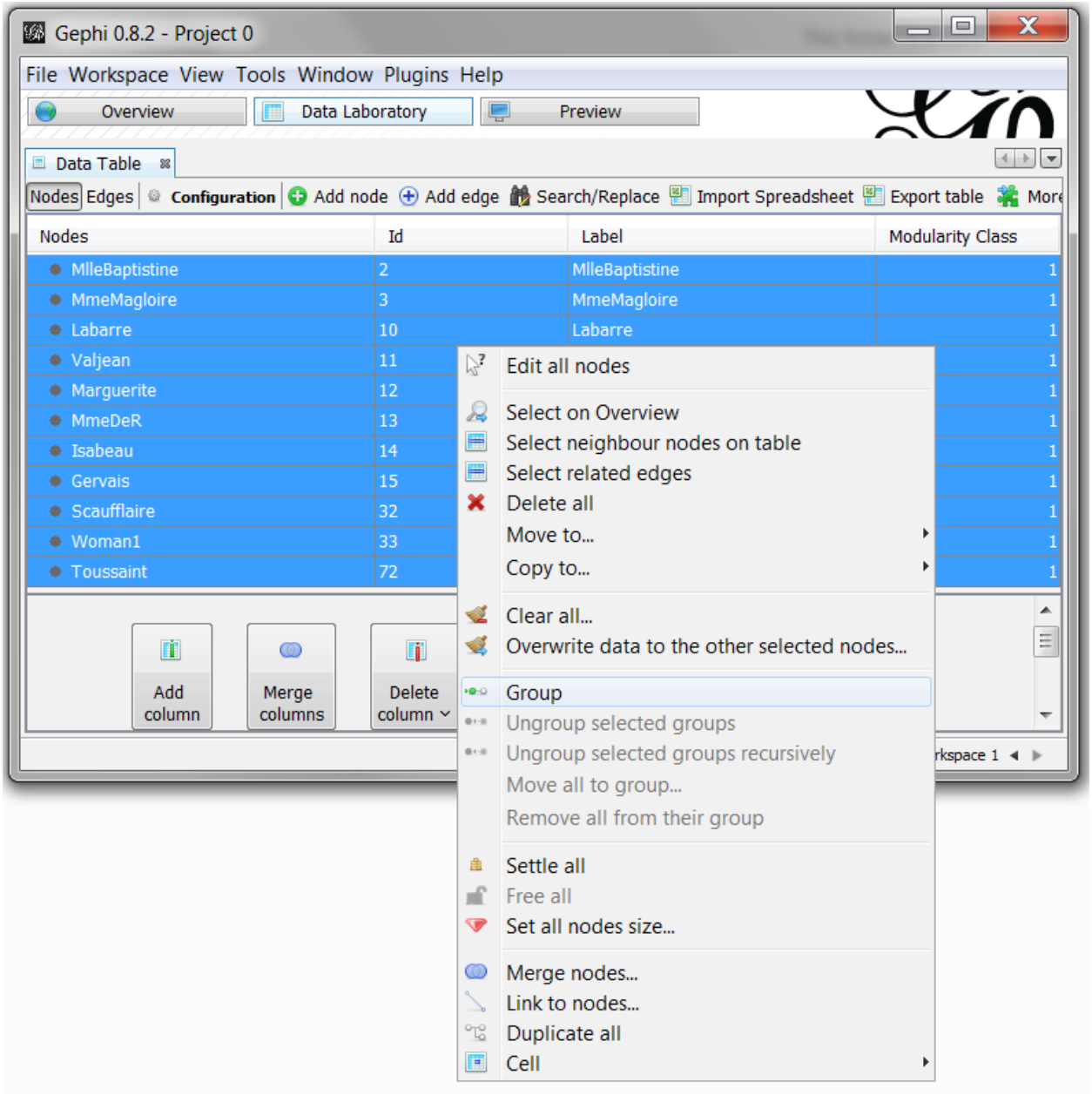
Gephi 0.8.2 - Project 0
File Workspace View Tools Window Plugins Help
Overview
Data Laboratory
Preview
Data Table
Nodes Edges Configuration Add node Add edge Search/Replace Import Spreadsheet Export table
Nodes
Id
Label
Modularity Class
MlleBaptistine 2 MlleBaptistine 1
MmeMagloire 3 MmeMagloire 1
Labarre 10 Labarre 1
Valjean 11 1
Marguerite 12 1
MmeDeR 13 1
Isabeau 14 1
Gervais 15 1
Scaufflaire 32 1
Woman1 33 1
Toussaint 72 1
Add column
Merge columns
Delete column
Edit all nodes
Select on Overview
Select neighbour nodes on table
Select related edges
Delete all
Move to...
Copy to...
Clear all...
Overwrite data to the other selected nodes...
Group
Ungroup selected groups
Ungroup selected groups recursively
Move all to group...
Remove all from their group
Settle all
Free all
Set all nodes size...
Merge nodes...
Link to nodes...
Duplicate all
Cell

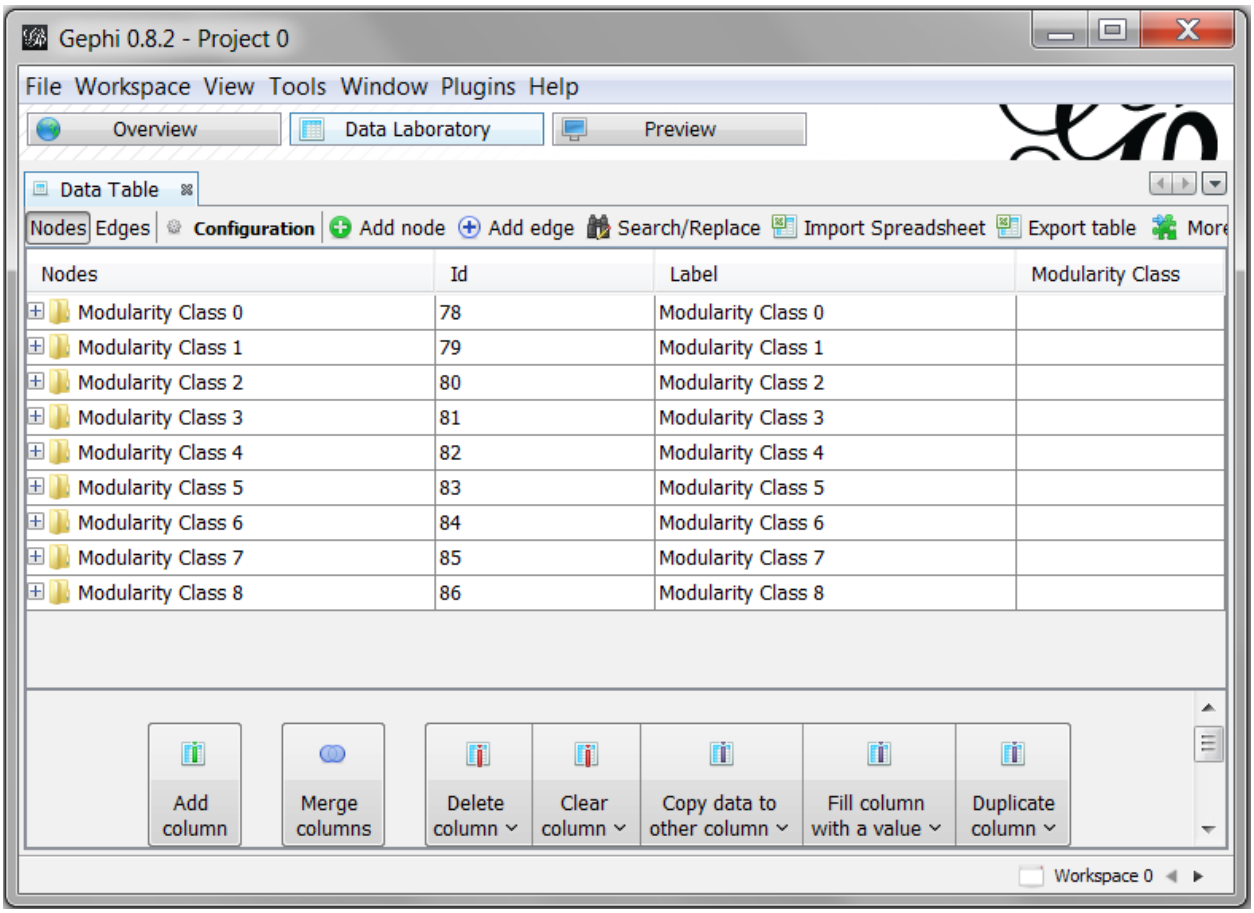
Gephi 0.8.2 - Project 0
File Workspace View Tools Window Plugins Help
Overview
Data Laboratory
Preview
Data Table
Nodes Edges Configuration Add node Add edge Search/Replace Import Spreadsheet Export table More
Nodes
Id
Label
Modularity Class
Modularity Class 0 78 Modularity Class 0
Modularity Class 1 79 Modularity Class 1
Modularity Class 2 80 Modularity Class 2
Modularity Class 3 81 Modularity Class 3
Modularity Class 4 82 Modularity Class 4
Modularity Class 5 83 Modularity Class 5
Modularity Class 6 84 Modularity Class 6
Modularity Class 7 85 Modularity Class 7
Modularity Class 8 86 Modularity Class 8
Add column
Merge columns
Delete column
Clear column
Copy data to other column
Fill column with a value
Duplicate column
Workspace 0

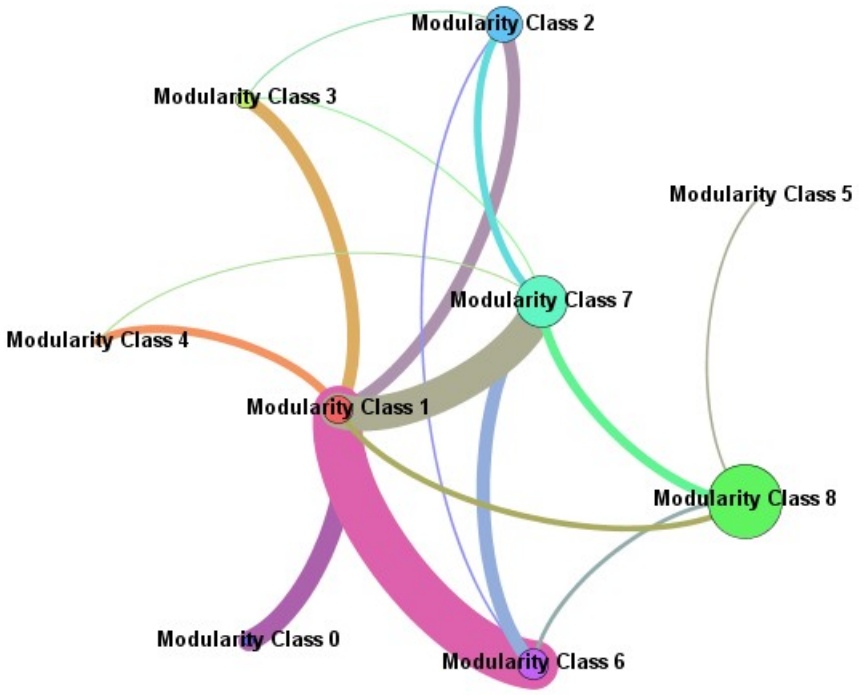

Chapter 9: Getting Real-world Graph Datasets



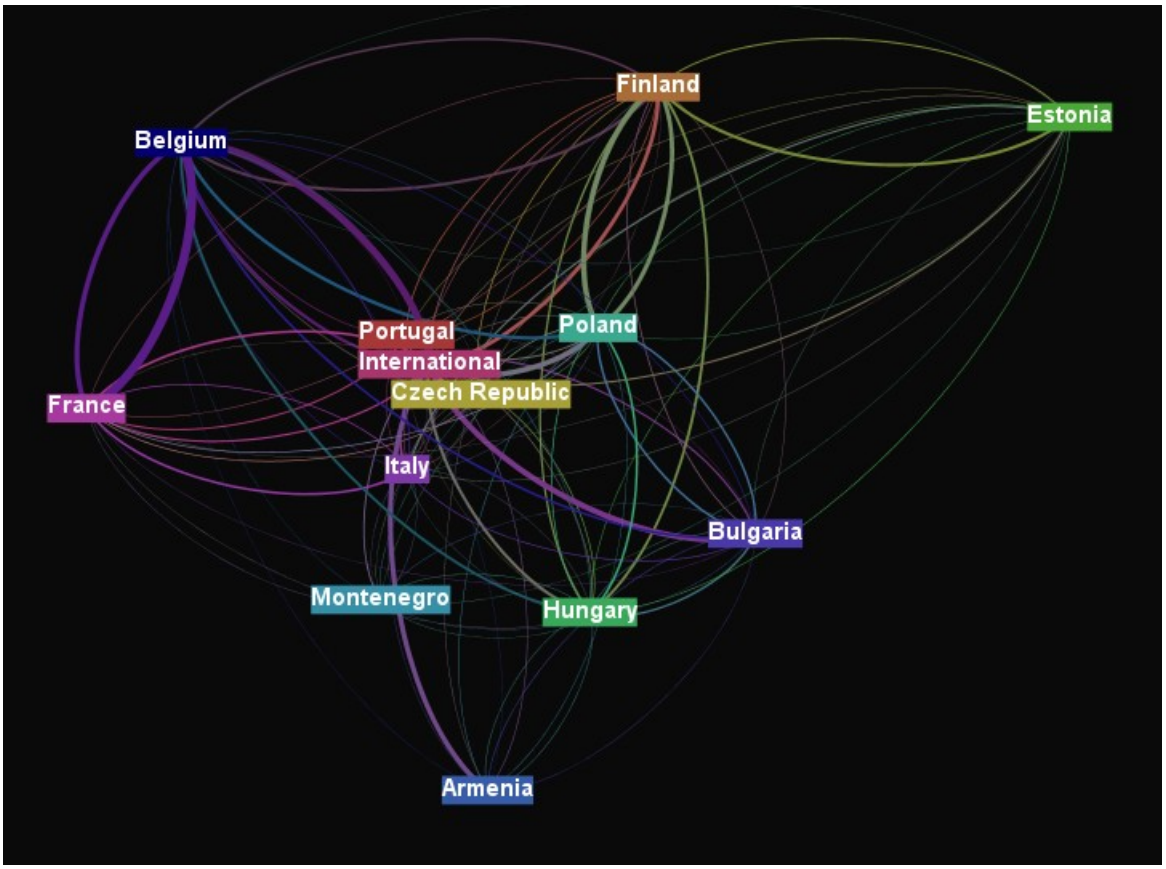

Context

Nodes: 22963

Edges: 48436

Undirected Graph

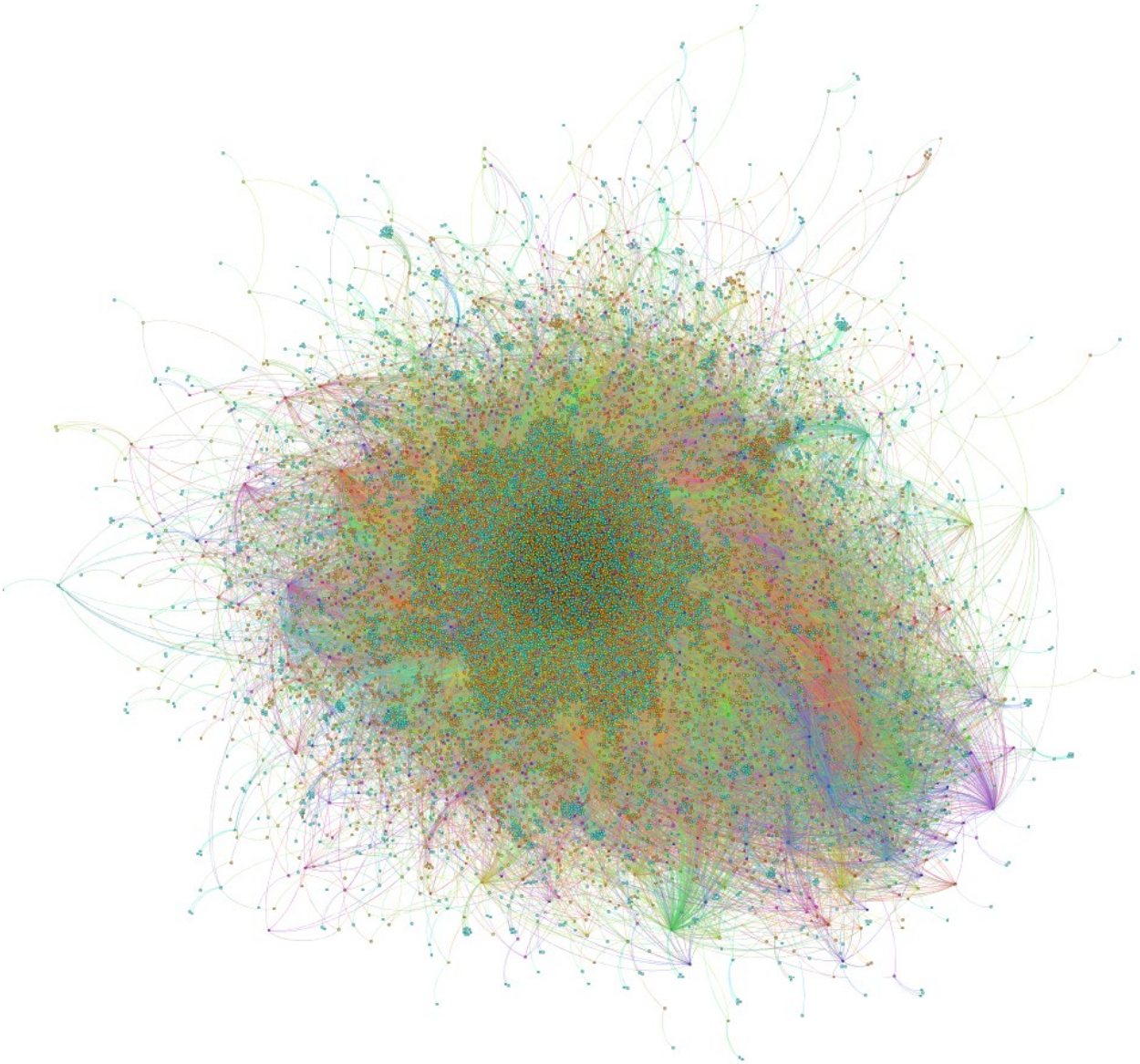

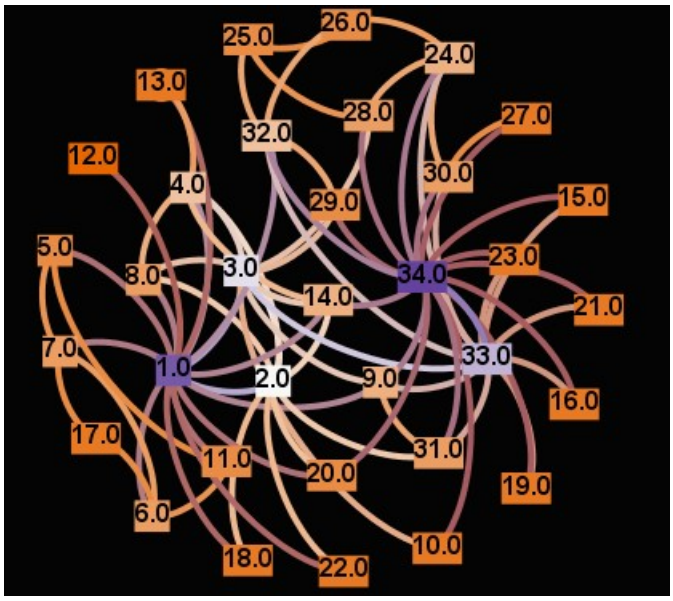
25.0
26.0
24.0
13.0
28.0
27.0
32.0
12.0
30.0
4.0
29.0
15.0
5.0
23.0
8.0
3.0
34.0
14.0
21.0
7.0
33.0
1.0
2.0
9.0
16.0
17.0
31.0
11.0
20.0
19.0
6.0
10.0
18.0
22.0

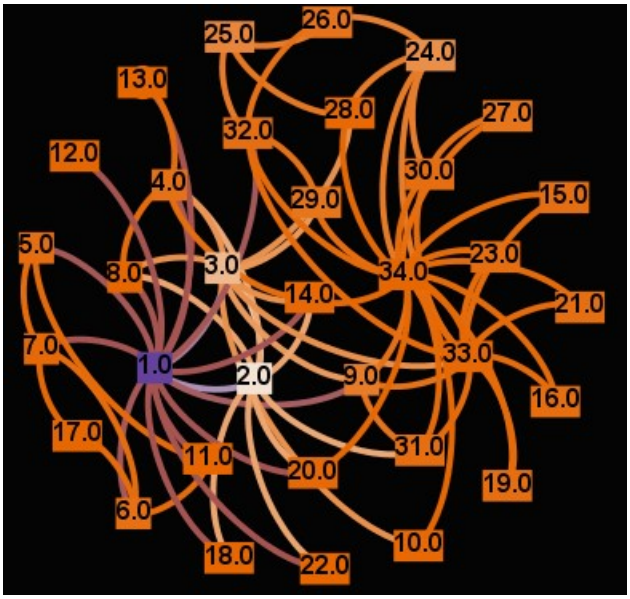
25.0
26.0
24.0
13.0
28.0
27.0
32.0
12.0
30.0
4.0
29.0
15.0
5.0
23.0
8.0
3.0
34.0
14.0
21.0
7.0
33.0
1.0
2.0
9.0
16.0
17.0
31.0
11.0
20.0
19.0
6.0
10.0
18.0
22.0



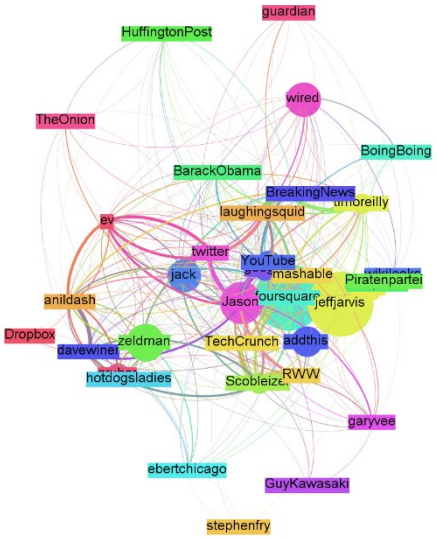
guardian
HuffingtonPost
wired
TheOnion
BoingBoing
BarackObama
BreakingNews
timoreilly
laughingsquid
ev
twitter
YouTube
jack
mashable
Piratenpartei
anildash
Jason
foursquare
jeffjarvis
Dropbox
zeldman
TechCrunch
addthis
davewiner
hotdogsladies
RWW
garyvee
ebertchicago
GuyKawasaki
stephenfry

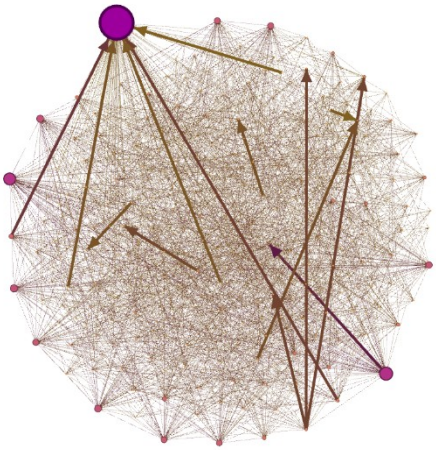

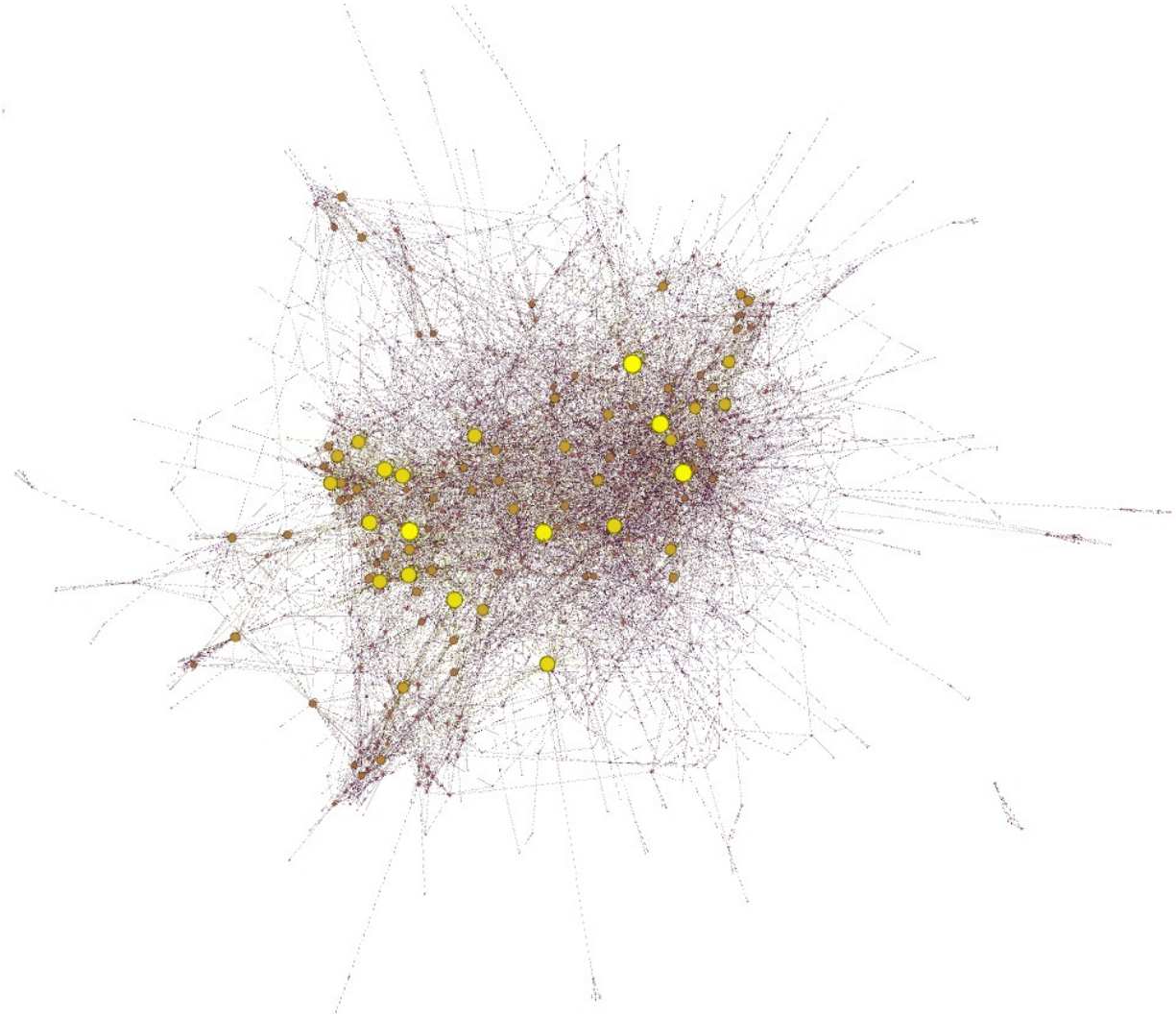





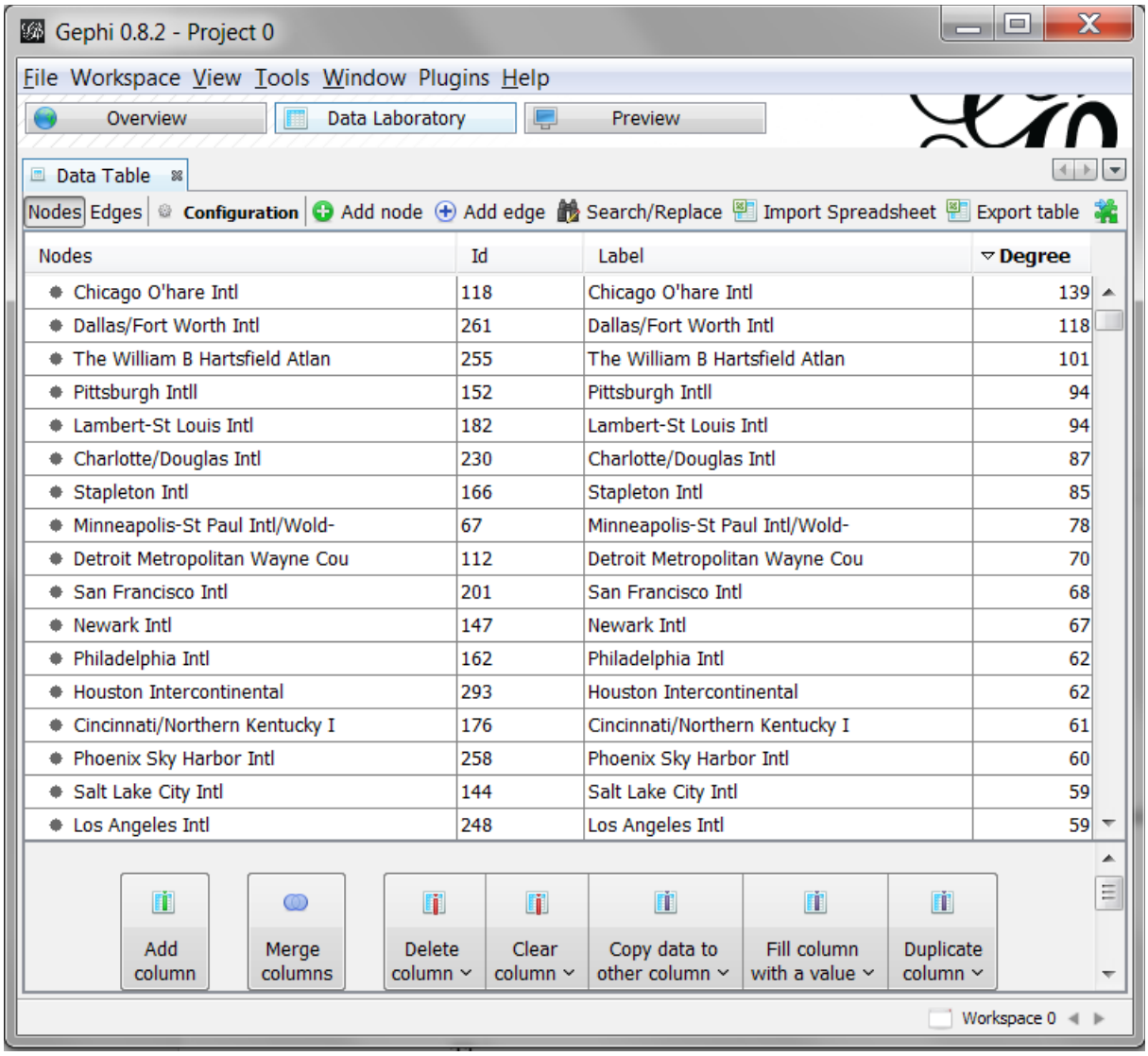
Gephi 0.8.2 - Project 0
File Workspace View Tools Window Plugins Help
Overview
Data Laboratory
Preview
Data Table
Nodes Edges Configuration Add node Add edge Search/Replace Import Spreadsheet Export table
Nodes Id Label Degree
Chicago O'hare Intl 118 Chicago O'hare Intl 139
Dallas/Fort Worth Intl 261 Dallas/Fort Worth Intl 118
The William B Hartsfield Atlan 255 The William B Hartsfield Atlan 101
Pittsburgh Intll 152 Pittsburgh Intll 94
Lambert-St Louis Intl 182 Lambert-St Louis Intl 94
Charlotte/Douglas Intl 230 Charlotte/Douglas Intl 87
Stapleton Intl 166 Stapleton Intl 85
Minneapolis-St Paul Intl/Wold- 67 Minneapolis-St Paul Intl/Wold- 78
Detroit Metropolitan Wayne Cou 112 Detroit Metropolitan Wayne Cou 70
San Francisco Intl 201 San Francisco Intl 68
Newark Intl 147 Newark Intl 67
Philadelphia Intl 162 Philadelphia Intl 62
Houston Intercontinental 293 Houston Intercontinental 62
Cincinnati/Northern Kentucky I 176 Cincinnati/Northern Kentucky I 61
Phoenix Sky Harbor Intl 258 Phoenix Sky Harbor Intl 60
Salt Lake City Intl 144 Salt Lake City Intl 59
Los Angeles Intl 248 Los Angeles Intl 59
Add column
Merge columns
Delete column
Clear column
Copy data to other column
Fill column with a value
Duplicate column
Workspace 0

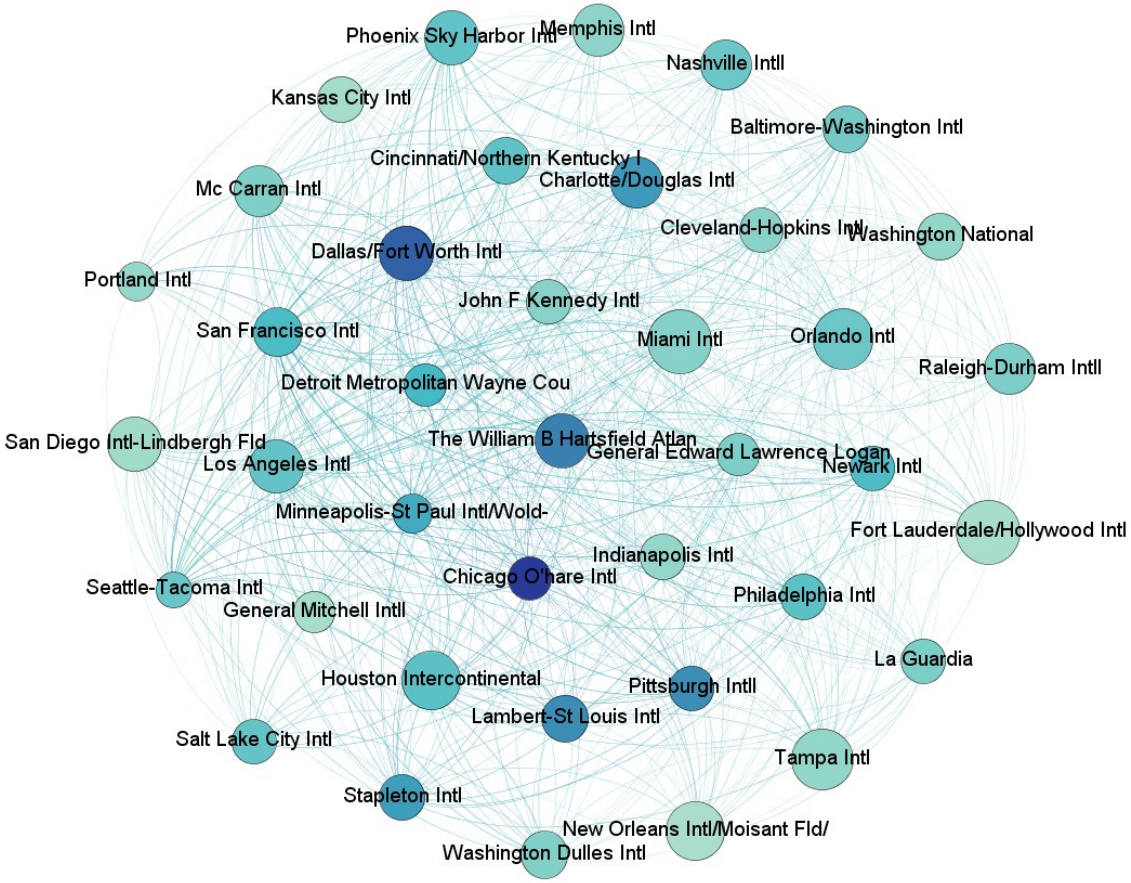
Phoenix Sky Harbor Intl
Memphis Intl
Nashville Intll
Kansas City Intl
Baltimore-Washington Intl
Cincinnati/Northern Kentucky I
Charlotte/Douglas Intl
Mc Carran Intl
Cleveland-Hopkins Intl
Washington National
Dallas/Fort Worth Intl
Portland Intl
John F Kennedy Intl
San Francisco Intl
Miami Intl
Orlando Intl
Raleigh-Durham Intll
Detroit Metropolitan Wayne Cou
San Diego Intl-Lindbergh Fld
The William B Hartsfield Atlan
General Edward Lawrence Logan
Los Angeles Intl
Newark Intl
Minneapolis-St Paul Intl/Wold-
Fort Lauderdale/Hollywood Intl
Indianapolis Intl
Chicago O'hare Intl
Seattle-Tacoma Intl
Philadelphia Intl
General Mitchell Intll
La Guardia
Houston Intercontinental
Pittsburgh Intll
Lambert-St Louis Intl
Salt Lake City Intl
Tampa Intl
Stapleton Intl
New Orleans Intl/Moisant Fld/
Washington Dulles Intl

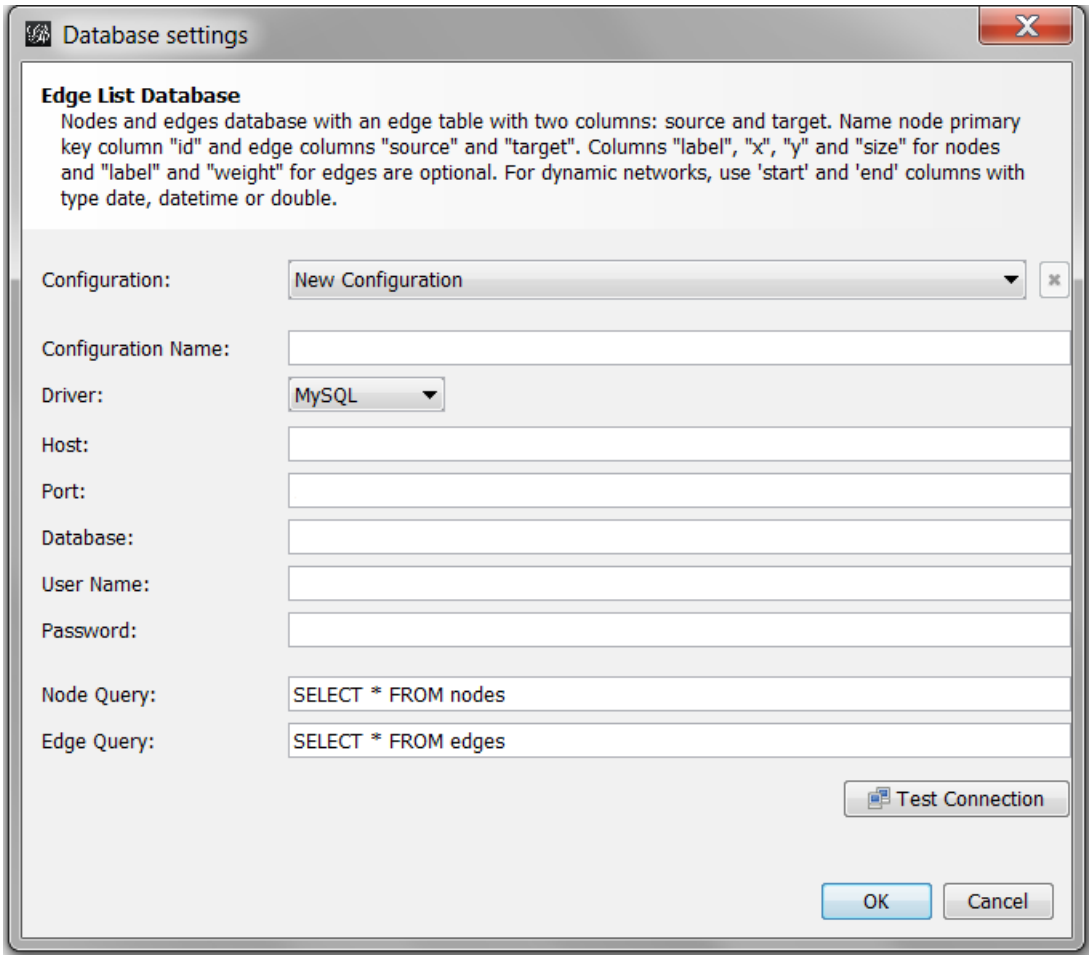
Database settings
Edge List Database
Nodes and edges database with an edge table with two columns: source and target. Name node primary key column "id" and edge columns "source" and "target". Columns "label", "x", "y" and "size" for nodes and "label" and "weight" for edges are optional. For dynamic networks, use 'start' and 'end' columns with type date, datetime or double.
Configuration:
New Configuration
Configuration Name:
Driver:
MySQL
Host:
Port:
Database:
User Name:
Password:
Node Query:
SELECT * FROM nodes
Edge Query:
SELECT * FROM edges
Test Connection
OK
Cancel

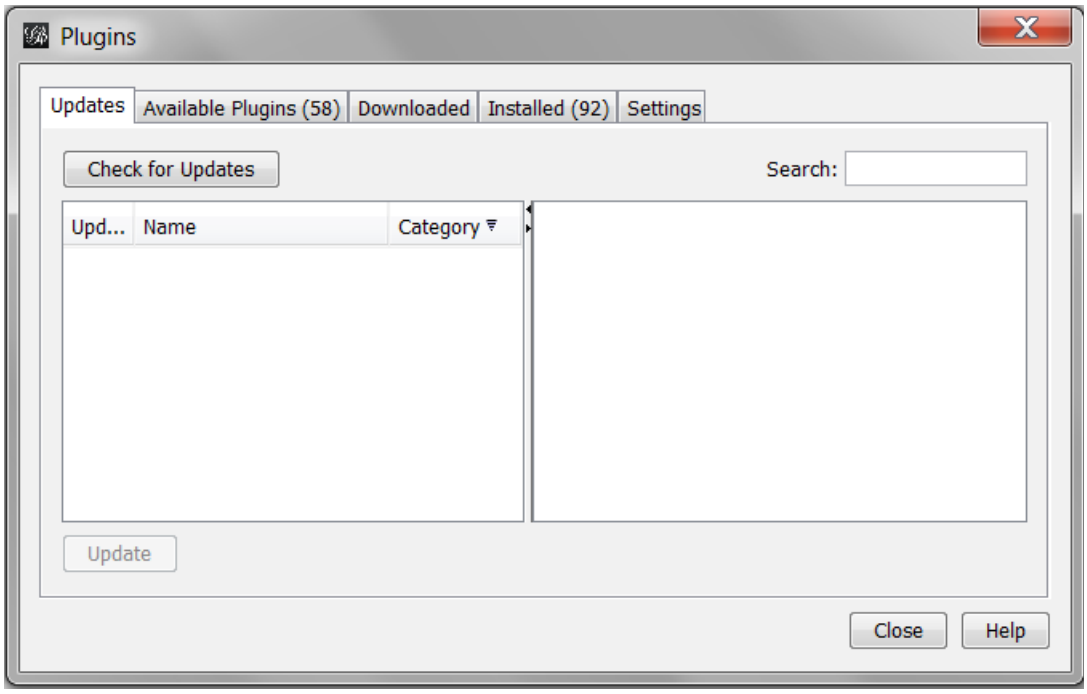
Plugins
Updates
Available Plugins (58)
Downloaded
Installed (92)
Settings
Check for Updates
Search:
Upd...
Name
Category
Update
Close
Help

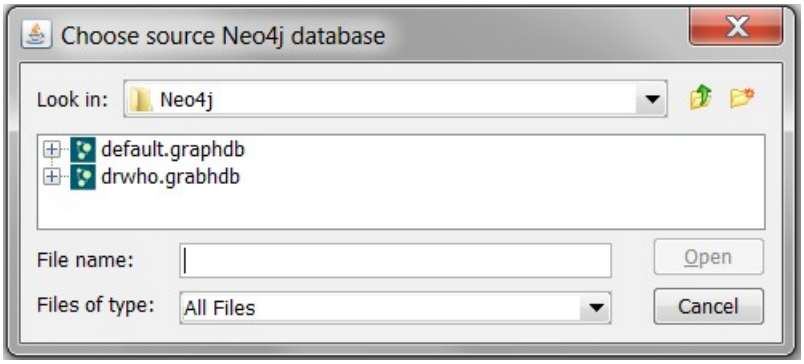
Choose source Neo4j database
Look in:
Neo4j
default.graphdb
drwho.grabhdb
File name:
Open
Files of type:
All Files
Cancel

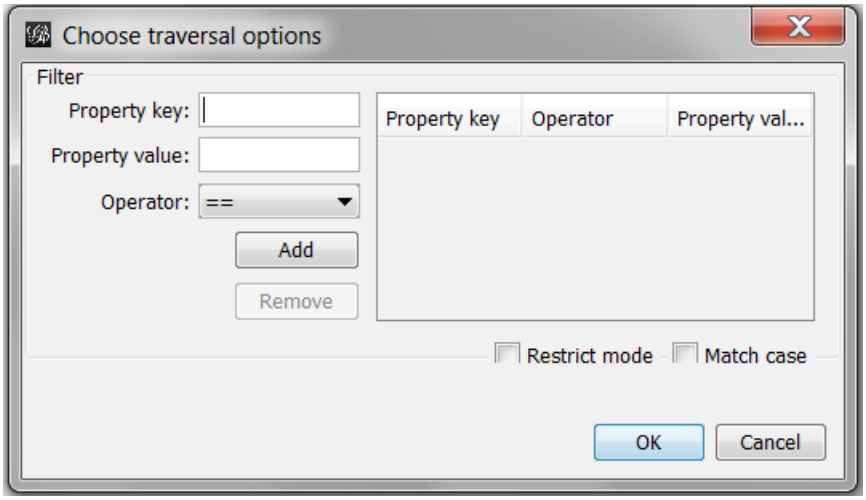
Choose traversal options
Filter
Property key:
Property value:
Operator:
==
Add
Remove
Property key
Operator
Property val...
Restrict mode
Match case
OK
Cancel

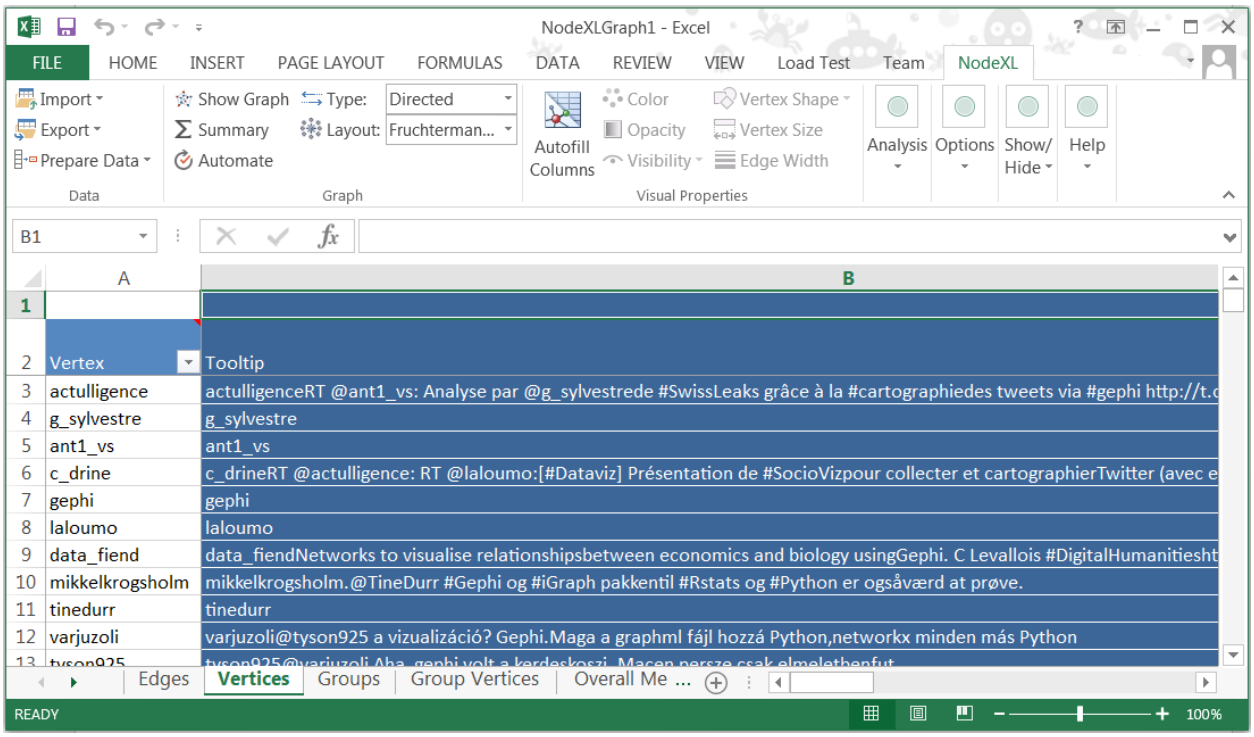
NodeXLGraph1 - Excel
FILE HOME INSERT PAGE LAYOUT FORMULAS DATA REVIEW VIEW Load Test Team NodeXL
Import Export Prepare Data Data
Show Graph Summary Automate Type: Directed Layout: Fruchterman... Graph
Autofill Columns Color Opacity Visibility Vertex Shape Vertex Size Edge Width Visual Properties
Analysis Options Show/ Hide Help
B1
A B
1
2 Vertex Tooltip
3 actulligence actulligenceRT @ant1_vs: Analyse par @g_sylvestrede #SwissLeaks grâce à la #cartographiedes tweets via #gephi http://t.c
4 g_sylvestre g_sylvestre
5 ant1_vs ant1_vs
6 c_drine c_drineRT @actulligence: RT @laloumo:[#Dataviz] Présentation de #SocioVizpour collecter et cartographierTwitter (avec e
7 gephi gephi
8 laloumo laloumo
9 data_fiend data_fiendNetworks to visualise relationshipsbetween economics and biology usingGephi. C Levallois #DigitalHumanitiesht
10 mikkelkrogsholm mikkelkrogsholm.@TineDurr #Gephi og #iGraph pakkentil #Rstats og #Python er ogsåværd at prøve.
11 tinedurr tinedurr
12 varjuzoli varjuzoli@tyson925 a vizualizáció? Gephi.Maga a graphml fájl hozzá Python,networkx minden más Python
Edges Vertices Groups Group Vertices Overall Me ...
READY
100%

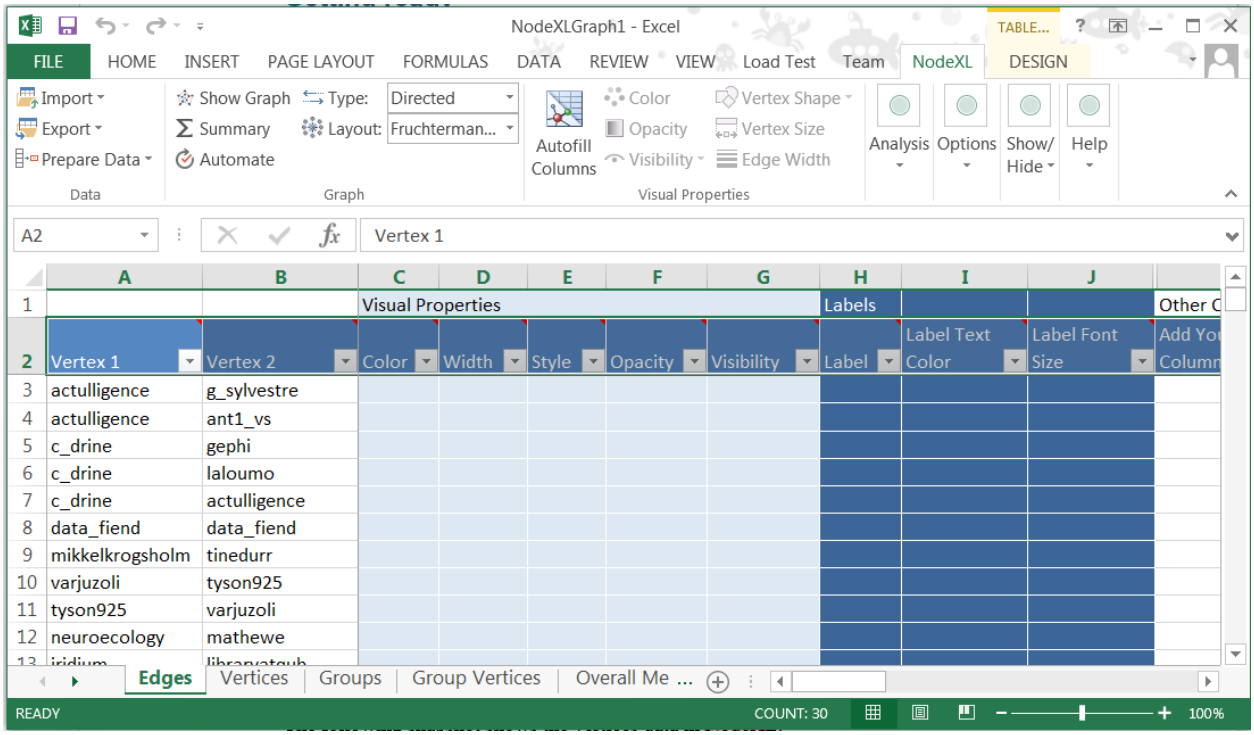
NodeXLGraph1 - Excel
TABLE...
FILE HOME INSERT PAGE LAYOUT FORMULAS DATA REVIEW VIEW Load Test Team NodeXL DESIGN
Import Export Prepare Data Data
Show Graph Summary Automate Type: Directed Layout: Fruchterman... Graph
Autofill Columns Color Opacity Visibility Vertex Shape Vertex Size Edge Width Visual Properties
Analysis Options Show/ Hide Help
A2 Vertex 1
A B C D E F G H I J
1 Visual Properties Labels Other C
2 Vertex 1 Vertex 2 Color Width Style Opacity Visibility Label Label Text Color Label Font Size Add Yo Column
3 actulligence g_sylvestre
4 actulligence ant1_vs
5 c_drine gephi
6 c_drine laloumo
7 c_drine actulligence
8 data_fiend data_fiend
9 mikkelkrogsholm tinedurr
10 varjuzoli tyson925
11 tyson925 varjuzoli
12 neuroecology mathewe
Edges Vertices Groups Group Vertices Overall Me ...
READY
COUNT: 30
100%

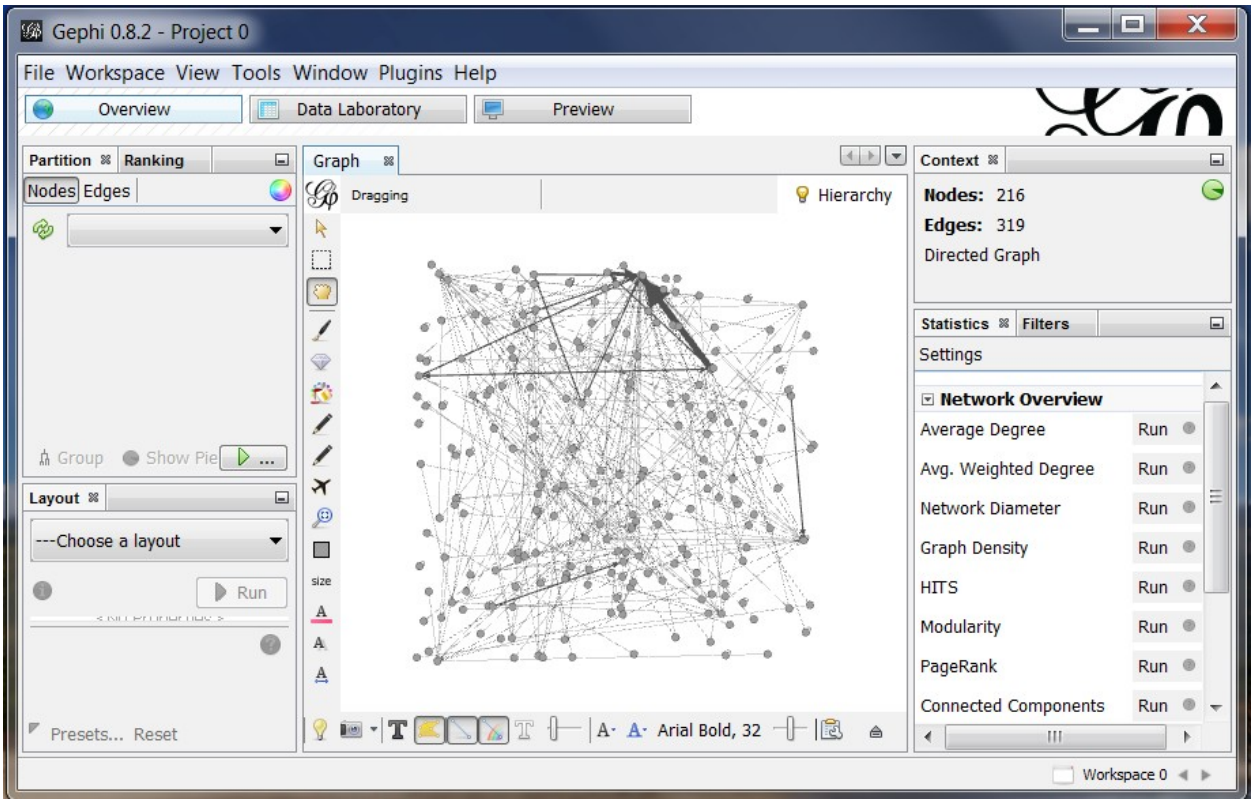

v_i

$$C_i = \frac{\left|\left\{e_{jk} : v_j, v_k \in N_i, e_{jk} \in E\right\}\right|}{k_i\left(k_i - 1\right)}$$

v_j

e_{jk}

N_i

k_i

Chapter 10: Exploring Some Useful Gephi Plugins

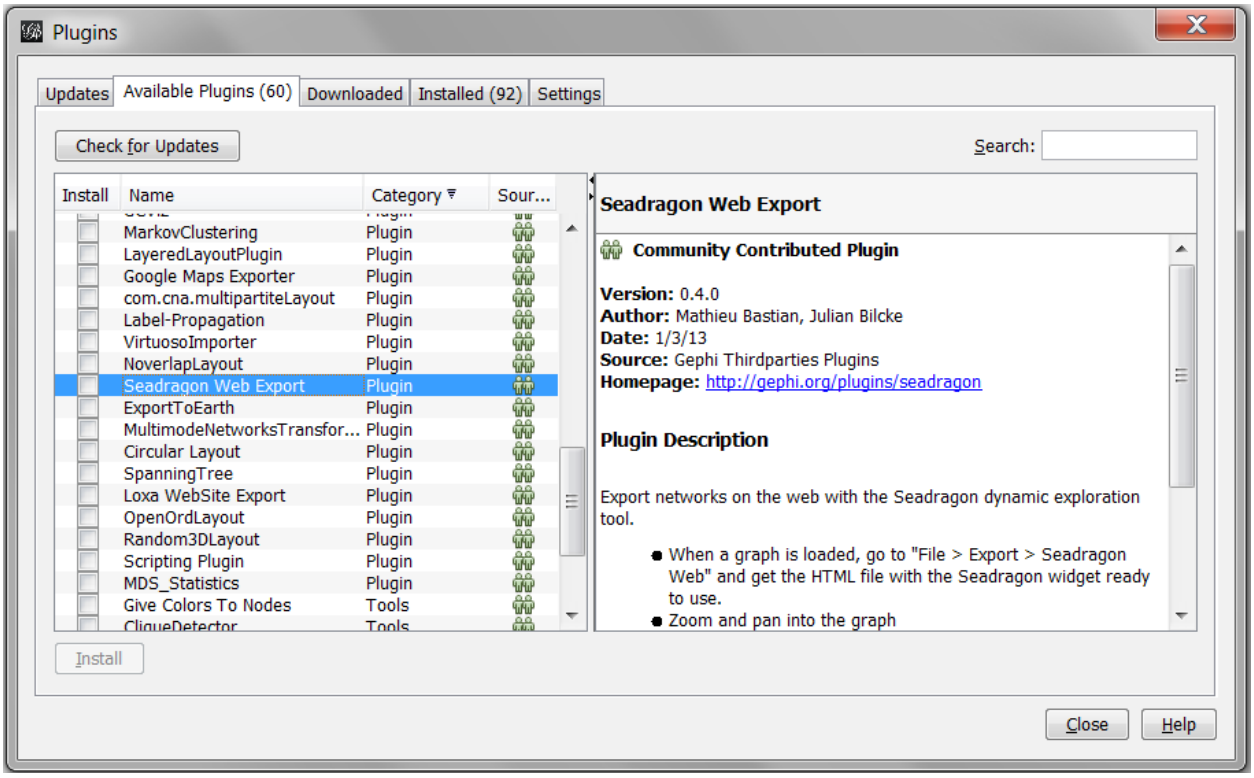

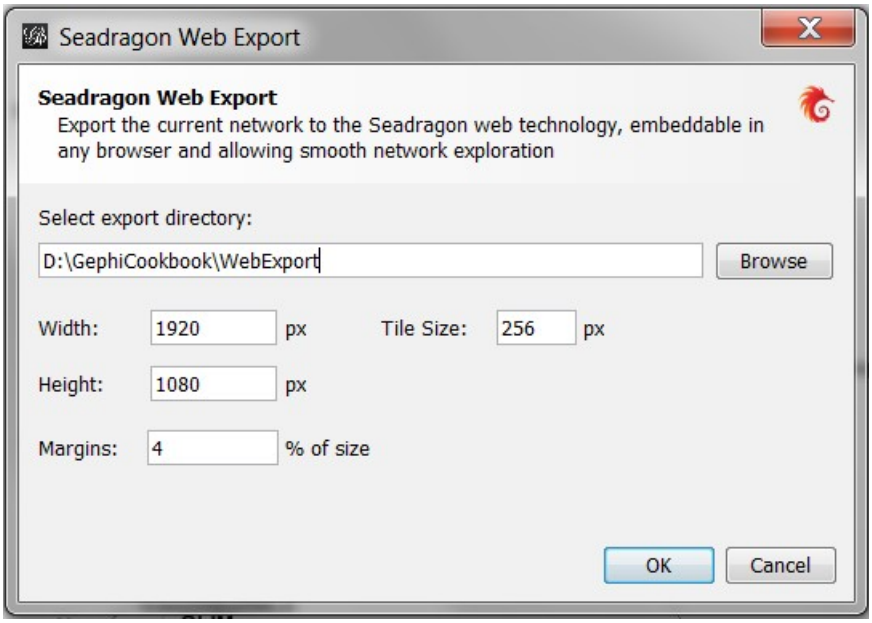

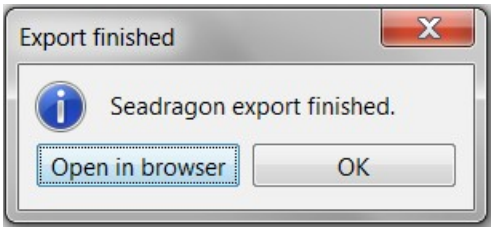
Export finished
Seadragon export finished.
Open in browser
OK

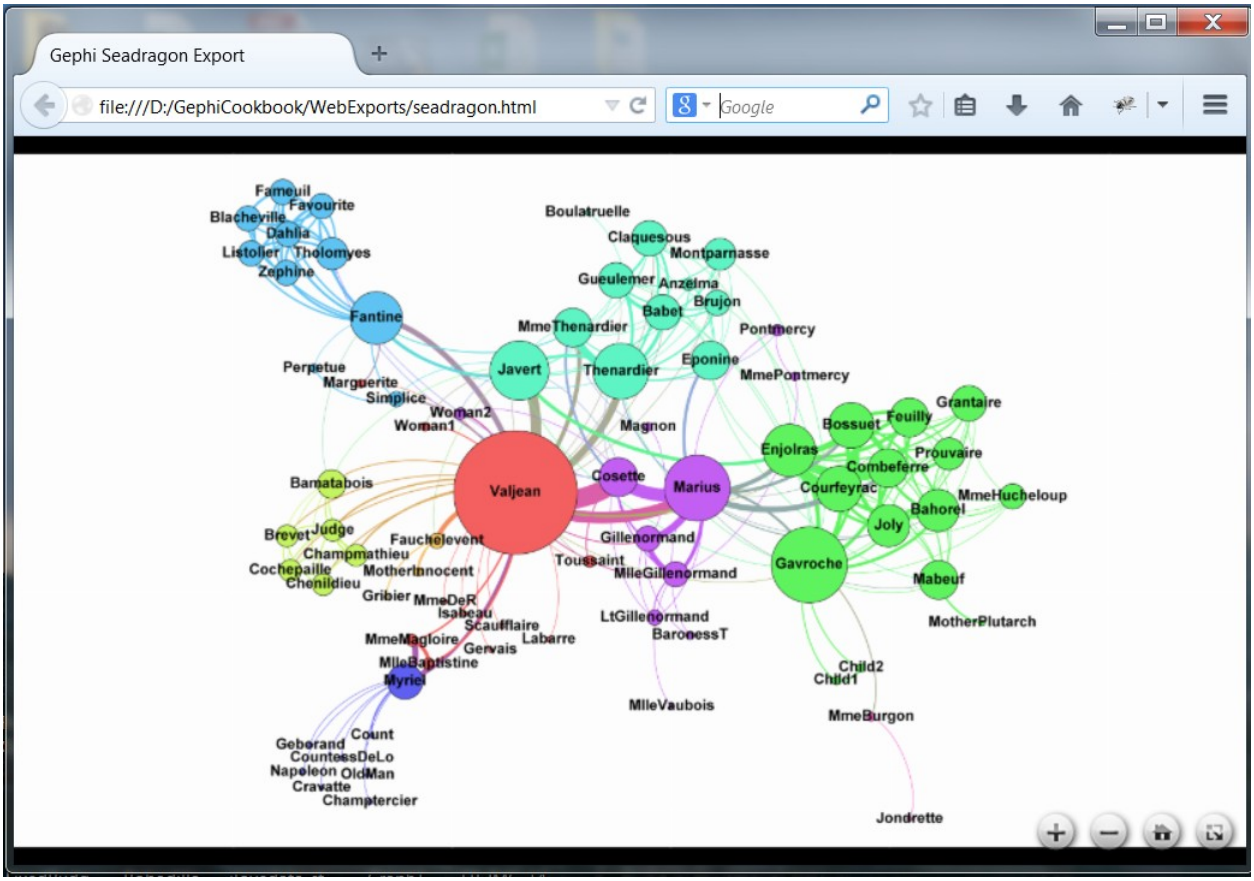
Gephi Seadragon Export
file:///D:/GephiCookbook/WebExports/seadragon.html
Google
Fameuil
Favourite
Blacheville
Dahlia
Listolier
Tholomyes
Zephine
Fantine
Boulatruelle
Claquesous
Montparnasse
Gueulemer
Anzelma
Babet
Brujon
MmeThenardier
Pontmercy
Javert
Thenardier
Eponine
MmePontmercy
Perpetue
Marguerite
Simplice
Woman2
Woman1
Magnon
Grantaire
Bossuet
Feuilly
Enjolras
Prouvaire
Combeferre
Courfeyrac
MmeHucheloup
Bahorel
Joly
Barnatabois
Valjean
Cosette
Marius
Brevet
Judge
Fauchelevent
Champmathieu
Cochepaille
MotherInnocent
Chenildieu
Gribier
MmeDeR
Isabeau
Scaufflaire
Labarre
MmeMagloire
Gervais
MlleBaptistine
Myriel
Gillenormand
Toussaint
MlleGillenormand
LtGillenormand
BaronessT
Gavroche
Mabeuf
MotherPlutarch
Child2
Child1
MlleVaubois
MmeBurgon
Count
Geborand
CountessDeLo
Napoleon
OldMan
Cravatte
Champtercier
Jondrette

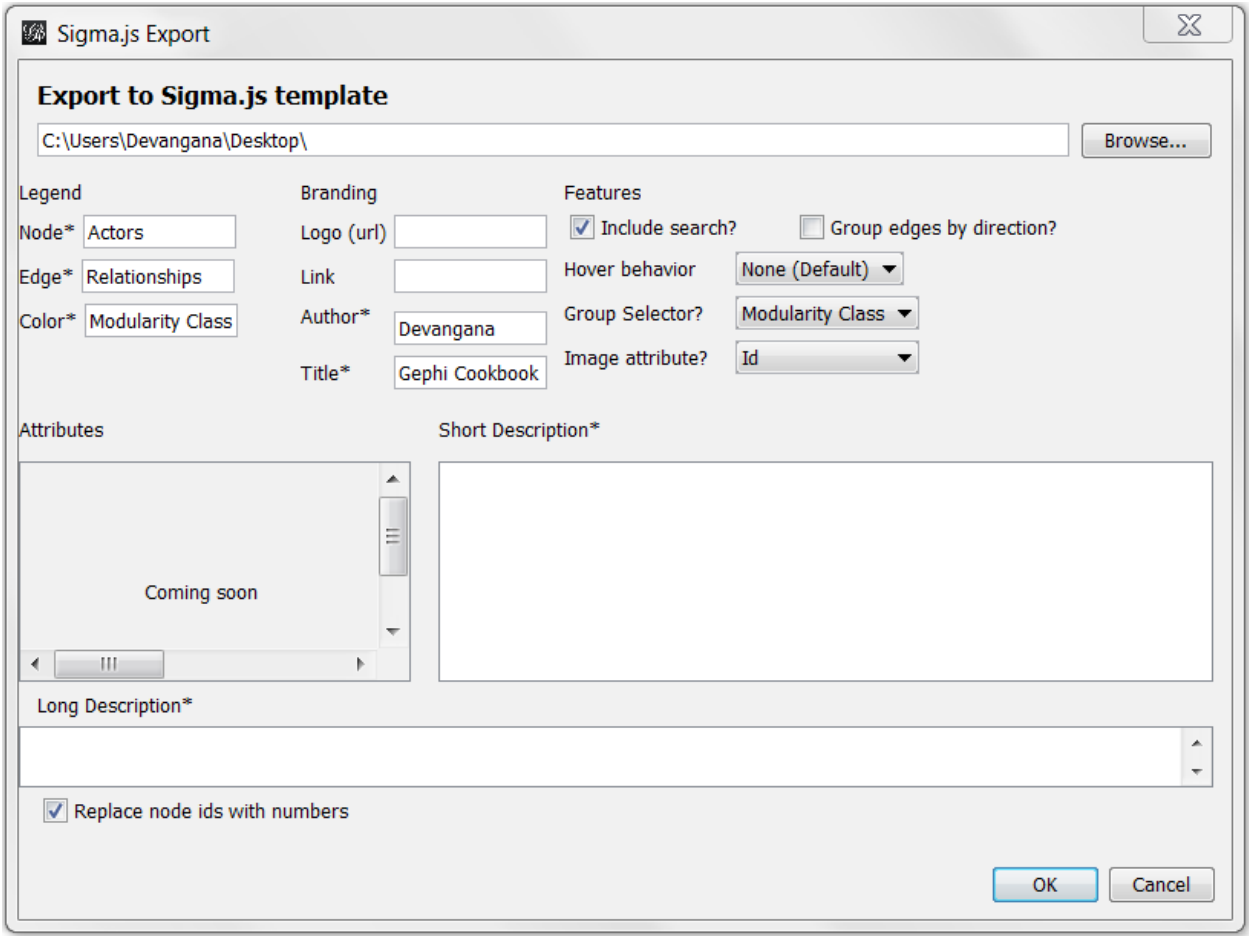
Sigma.js Export
Export to Sigma.js template
C:\Users\Devangana\Desktop\
Browse...
Legend
Node* Actors
Edge* Relationships
Color* Modularity Class
Branding
Logo (url)
Link
Author* Devangana
Title* Gephi Cookbook
Features
Include search?
Group edges by direction?
Hover behavior None (Default)
Group Selector? Modularity Class
Image attribute? Id
Attributes
Coming soon
Short Description*
Long Description*
Replace node ids with numbers
OK
Cancel

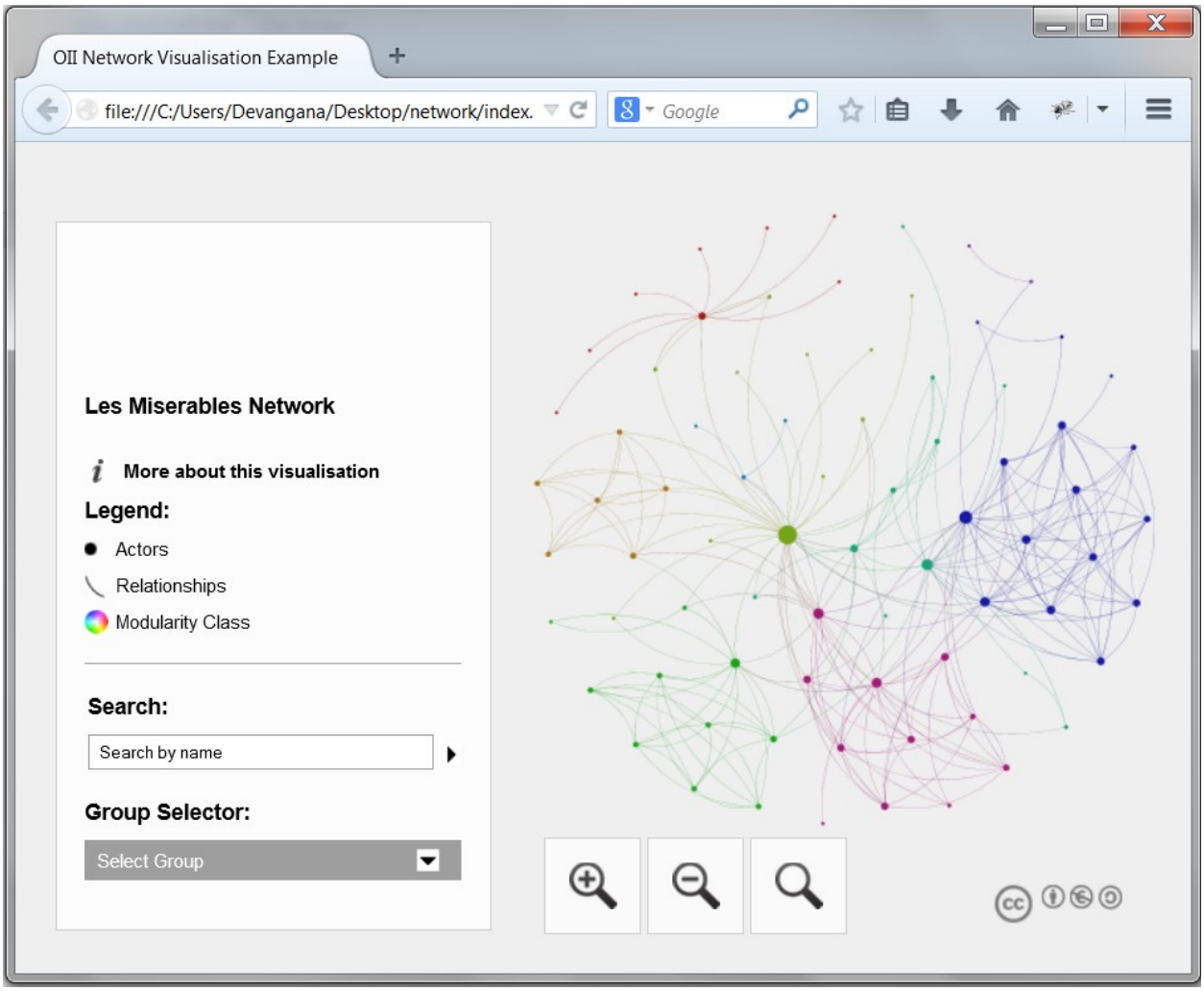
OII Network Visualisation Example
file:///C:/Users/Devangana/Desktop/network/index.
Google
Les Miserables Network
More about this visualisation
Legend:
Actors
Relationships
Modularity Class
Search:
Search by name
Group Selector:
Select Group

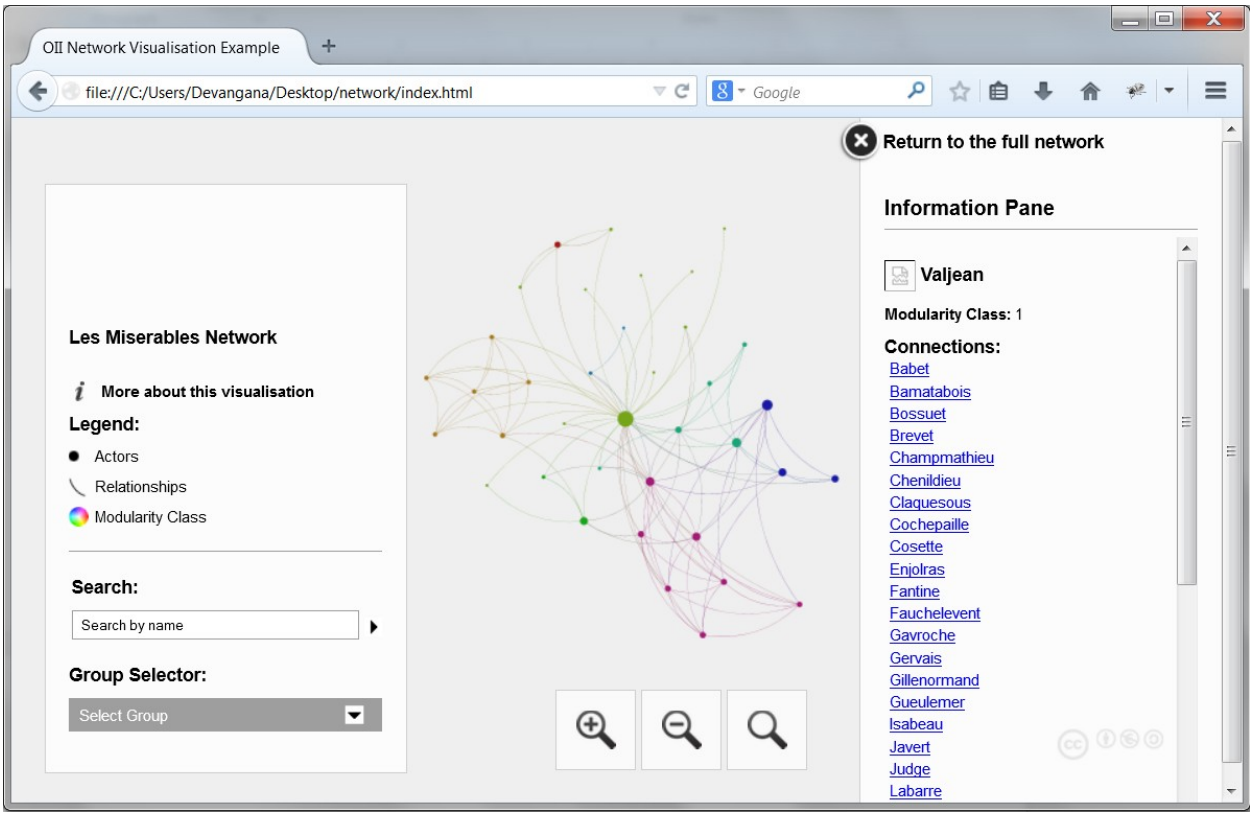
OII Network Visualisation Example
file:///C:/Users/Devangana/Desktop/network/index.html
Google
Return to the full network
Les Miserables Network
More about this visualisation
Legend:
Actors
Relationships
Modularity Class
Search:
Search by name
Group Selector:
Select Group
Information Pane
Valjean
Modularity Class: 1
Connections:
Babet
Bamatabois
Bossuet
Brevet
Champmathieu
Chenildieu
Claquesous
Cochepaille
Cosette
Enjolras
Fantine
Fauchelevent
Gavroche
Gervais
Gillenormand
Gueulemer
Isabeau
Javert
Judge
Labarre

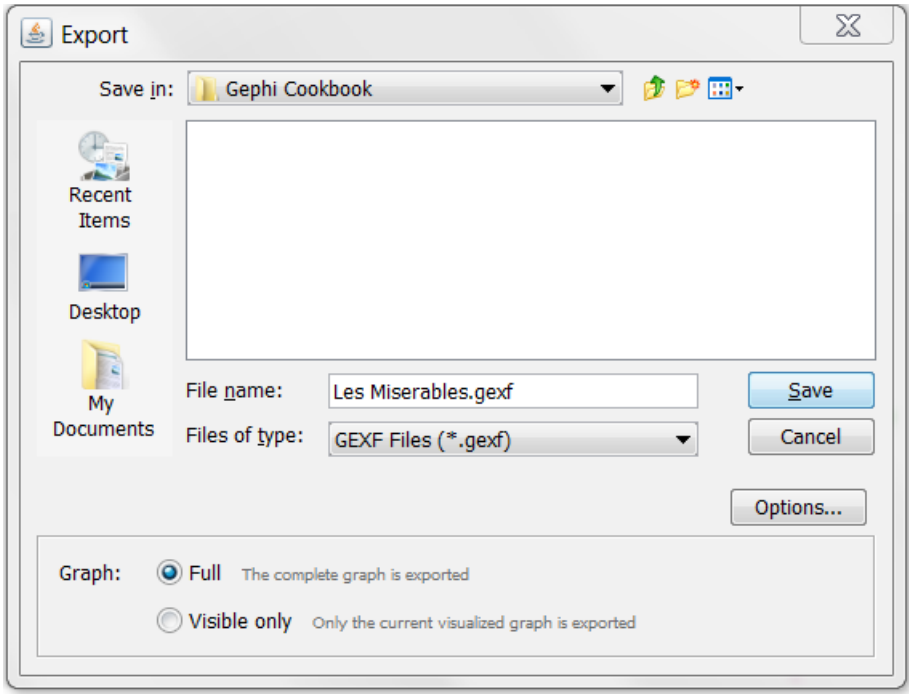
Export
Save in:
Gephi Cookbook
Recent Items
Desktop
My Documents
File name:
Les Miserables.gexf
Files of type:
GEXF Files (*.gexf)
Save
Cancel
Options...
Graph:
Full
The complete graph is exported
Visible only
Only the current visualized graph is exported

```
<?xml version="1.0" encoding="UTF-8"?>
<gexf xmlns="http://www.gexf.net/1.2draft" version="1.2" xmlns:viz="
http://www.gexf.net/1.2draft/viz" xmlns:xsi="
http://www.w3.org/2001/XMLSchema-instance" xsi:schemaLocation="
http://www.gexf.net/1.2draft http://www.gexf.net/1.2draft/gexf.xsd">
  <meta lastmodifieddate="2015-04-05">
    <creator>Gephi 0.8.1</creator>
    <description></description>
  </meta>
  <graph defaultedgetype="undirected" mode="static">
    <attributes class="node" mode="static">
      <attribute id="modularity_class" title="Modularity Class"
      type="integer"></attribute>
      <attribute id="degree" title="Degree" type="integer">
        <default>0</default>
      </attribute>
    </attributes>
    <nodes>
      <node id="0" label="Myriel">
        <attvalues>
          <attvalue for="modularity_class" value="0"></attvalue>
          <attvalue for="degree" value="10"></attvalue>
        </attvalues>
        <viz:size value="28.685715"></viz:size>
        <viz:position x="-266.82776" y="-299.6904"
        z="0.0"></viz:position>
        <viz:color r="91" g="91" b="245"></viz:color>
      </node>
```

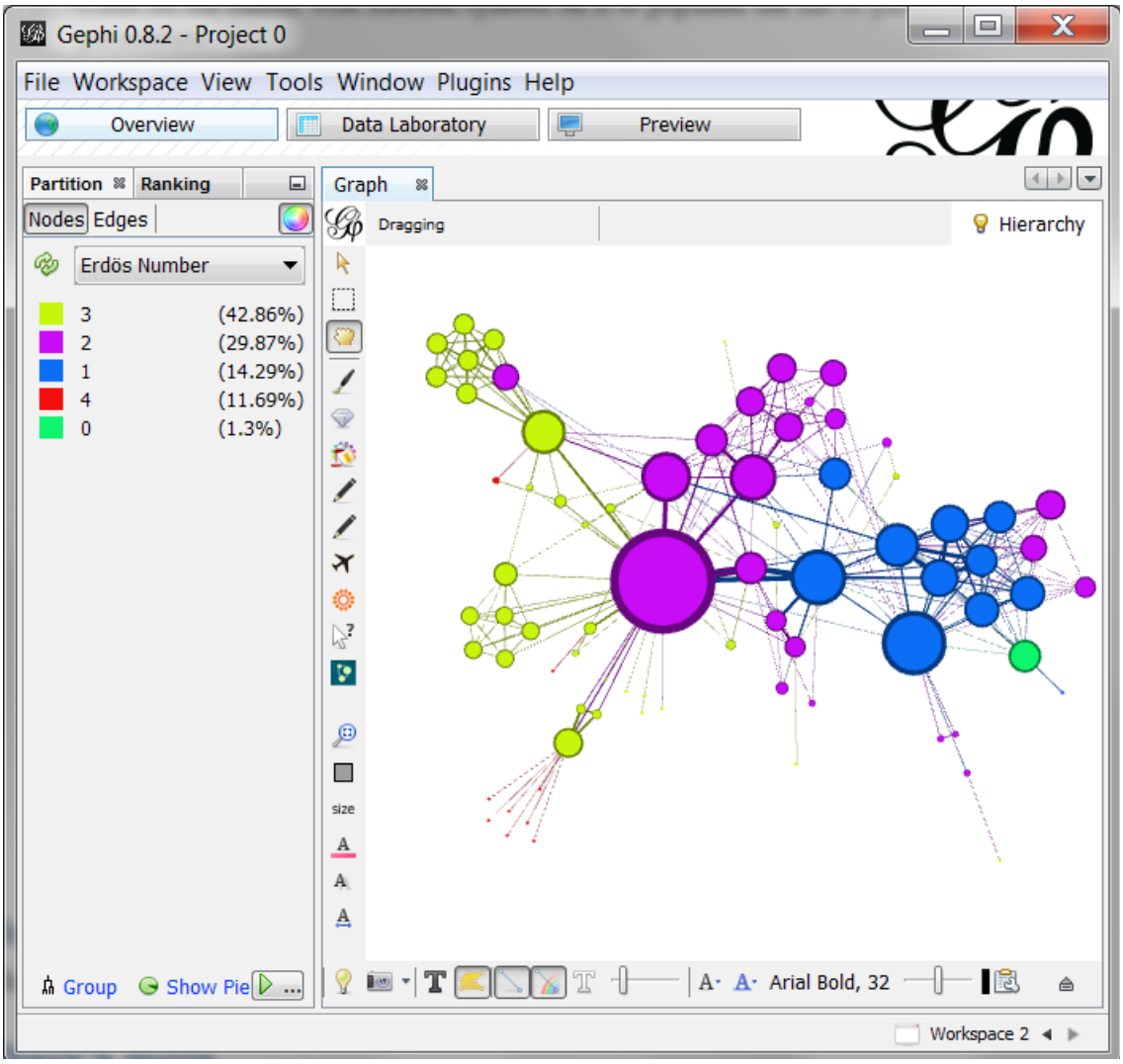
Gephi 0.8.2 - Project 0
File Workspace View Tools Window Plugins Help
Overview
Data Laboratory
Preview
Partition
Ranking
Nodes
Edges
Erdös Number
3 (42.86%)
2 (29.87%)
1 (14.29%)
4 (11.69%)
0 (1.3%)
Group
Show Pie
Graph
Dragging
Hierarchy
size
Arial Bold, 32
Workspace 2

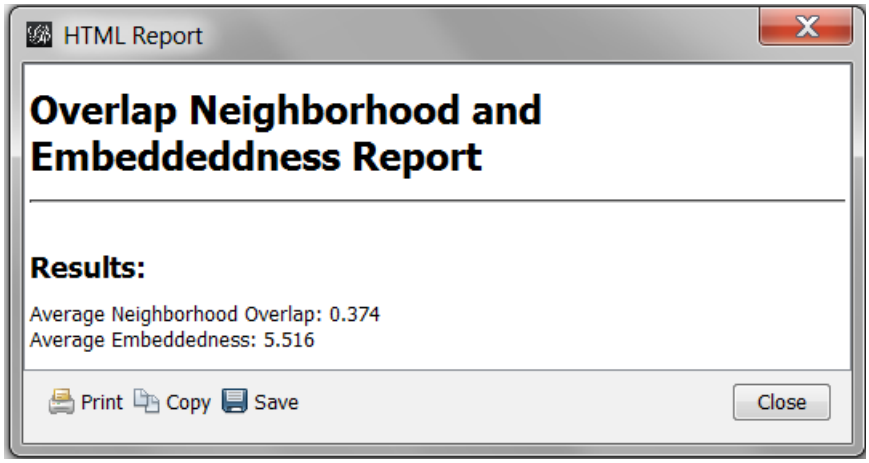
HTML Report
Overlap Neighborhood and Embeddeddness Report
Results:
Average Neighborhood Overlap: 0.374
Average Embeddedness: 5.516
Print
Copy
Save
Close