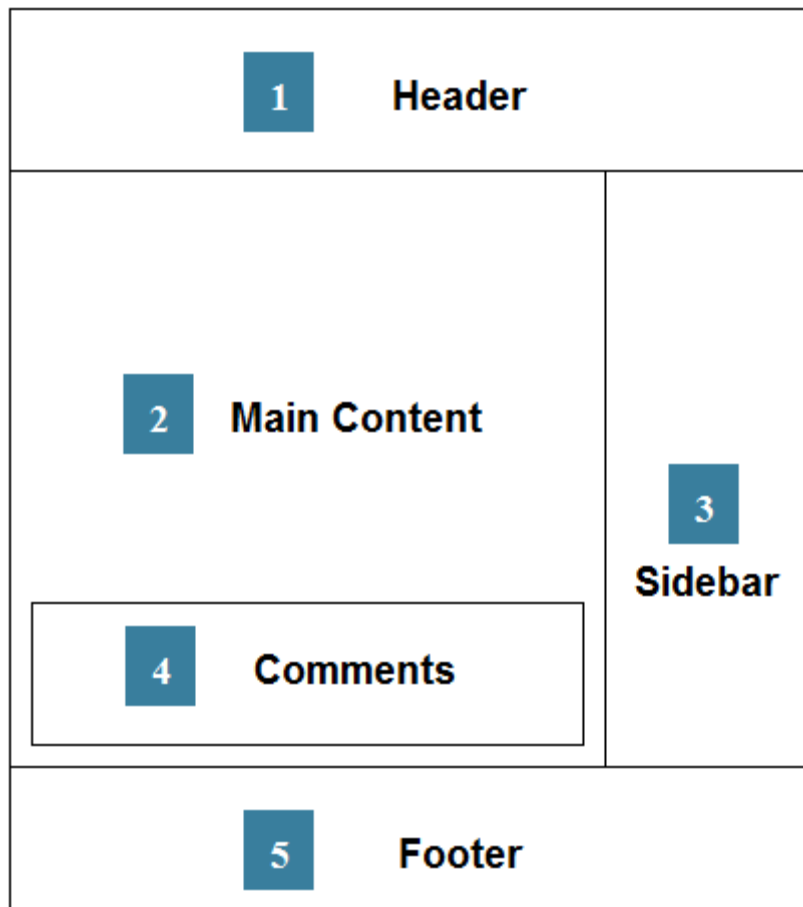








## Chapter 1: WordPress as a Web Application Framework





 <b>SUBSCRIBE</b> <small>To RSS Feed</small>	 <b>2,455</b> <small>Followers</small>	 <b>143,499</b> <small>Fans</small>
 <b>5,381</b> <small>Subscribers</small>	 <b>1,130</b> <small>Subscribers</small>	 <b>24,784</b> <small>Followers</small>

## LOGIN

Remember Me

• [Lost your password?](#)

Popular	Recent	Comments	Tags
	<b>Post With Featured Image</b> June 1, 2013		
	<b>Post with Google Map</b> July 30, 2012		

# iNettuts

**Welcome to iNettuts**

Hello, welcome to the **iNettuts** demonstration. The tutorial which details how this interface was created can be found on [NETTUTS.com](#).

This demo and its accompanying tutorial were made by [James Padolsey](#).

**Some Random Title**

- Lorem ipsum dolor sit amet, .

**Some Random Title**


- Lorem oreet eleifend dolor. Suspendisse pede odio, accumsan vitae, auctor non, suscipit at, ipsum. Cras varius saplen vel lectus.

**Instructions** Edit X


- To move a widget just hold your mouse down over the top coloured bar of the widget and then move it to where you want.
- You can also close a widget by clicking the

**The Gallery** Edit X

NOTE: This widget can only be switched between three different colours (via 'edit').



**Some Random Title**



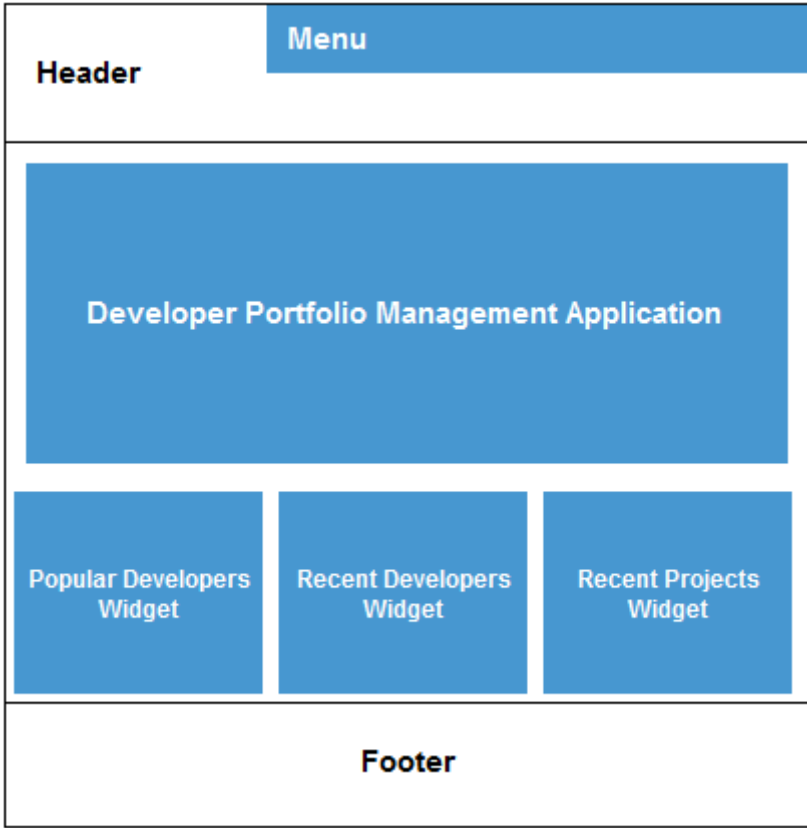
Lorem ipsum Morbi laoreet eleifend dolor. Suspendisse pede odio, accumsan vitae, auctor non, suscipit at, ipsum.

**Extra Info** Edit X

Try clicking the 'X' in the top right of this widget. Just

**Some Random Title**

Lorem ipsum Morbi laoreet eleifend dolor. Suspendisse pede odio, accumsan vitae, auctor non, suscipit at, ipsum.



# HOW TO TURN JQUERY EACH() INTO REGULAR JAVASCRIPT LOOP?

1 COMMENT [EDIT](#)

A couple questions:

1. Is a regular javascript loop (to loop through a series of elements) faster/more efficient than using `jQuery each ()` ?

## ONE THOUGHT ON "HOW TO TURN JQUERY EACH() INTO REGULAR JAVASCRIPT LOOP?"



★ *Answered by admin*

Yes, removing the `each()` will give you slightly better performance. This is how you could write a for loop for a list of elements.

[↩ REPLY](#)

MARK AS CORRECT

# HOW TO TURN JQUERY EACH() INTO REGULAR JAVASCRIPT LOOP?

1 COMMENT  EDIT

[1 Answer ↓](#)

0 correct answers

October 21, 2014

## WHAT IS PHP?

 LEAVE A COMMENT  EDIT

[No Answers ↓](#)

0 correct answers

October 21, 2014

## HOW TO INTEGRATE WORDPRESS MEDIA UPLOADER?

 LEAVE A COMMENT  EDIT

[No Answers ↓](#)

0 correct answers

October 21, 2014

[Home](#) / [Questions](#) / [Fashion And Beauty](#) / [Fashion](#)

### QUESTION




Help answer this question below.


by [This is the Wey](#) 3 minutes ago



Do you cover your head in public?

[Answer Question](#)

Share:   Facebook |  Twitter | [Other](#)

 Like ([Fun1](#) likes this.)  Report

## Chapter 2: Implementing Membership Roles, Permissions, and Features

**Dashboard**

**Profile**

Collapse menu

### Profile

#### Personal Options

Admin Color Scheme

Blue

Gray

Toolbar  Show Toolbar when viewing site

#### Name

Username

*Usernames cannot be changed.*

Role Name

Capabilities

<input type="checkbox"/> activate_plugins	<input type="checkbox"/> add_users	<input type="checkbox"/> create_roles
<input type="checkbox"/> create_users	<input type="checkbox"/> delete_others_pages	<input type="checkbox"/> delete_others_posts
<input type="checkbox"/> edit_private_posts	<input type="checkbox"/> edit_published_pages	<input type="checkbox"/> edit_published_posts
<input type="checkbox"/> edit_roles	<input type="checkbox"/> edit_theme_options	<input type="checkbox"/> edit_themes
<input type="checkbox"/> edit_users	<input type="checkbox"/> export	<input checked="" type="checkbox"/> <b>follow_developer_activities</b>
<input type="checkbox"/> import	<input type="checkbox"/> install_plugins	<input type="checkbox"/> install_themes
<input checked="" type="checkbox"/> <b>read</b>	<input type="checkbox"/> read_private_pages	<input type="checkbox"/> read_private_posts
<input type="checkbox"/> remove_users	<input type="checkbox"/> restrict_content	<input type="checkbox"/> switch_themes



# Rewrite Rules Inspector

A listing of all 69 rewrite rules for this site.

Match URL:  Rule

Source:

Rule	Rewrite	Source
<b>user/([^\s]+)/?</b>	index.php?control_action=\$match es[1]	other
<b>category/(.+?) /feed/(feed rdf rss rss2 atom)/ ?&amp;</b>	index.php?category_name=\$matc hes[1]&feed=\$matches[2]	category
<b>category/(.+?) /feed/(feed rdf rss rss2 atom)?&amp;</b>	index.php?category_name=\$matc hes[1]&feed=\$matches[2]	category



## RESPONSIVE

Home



Username

E-mail

User Type

Follower





Please enter a username.

Please enter e-mail.

Invalid username.

**Username**

**E-mail**

**User Type**

Follower



**Register**



RESPONSIVE



Account activated successfully.





# RESPONSIVE

Home

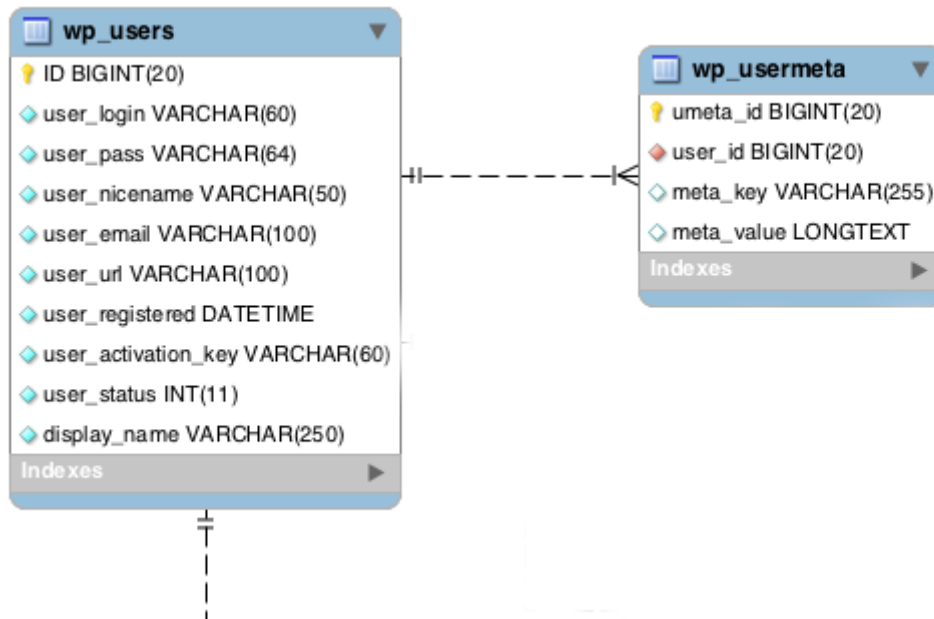


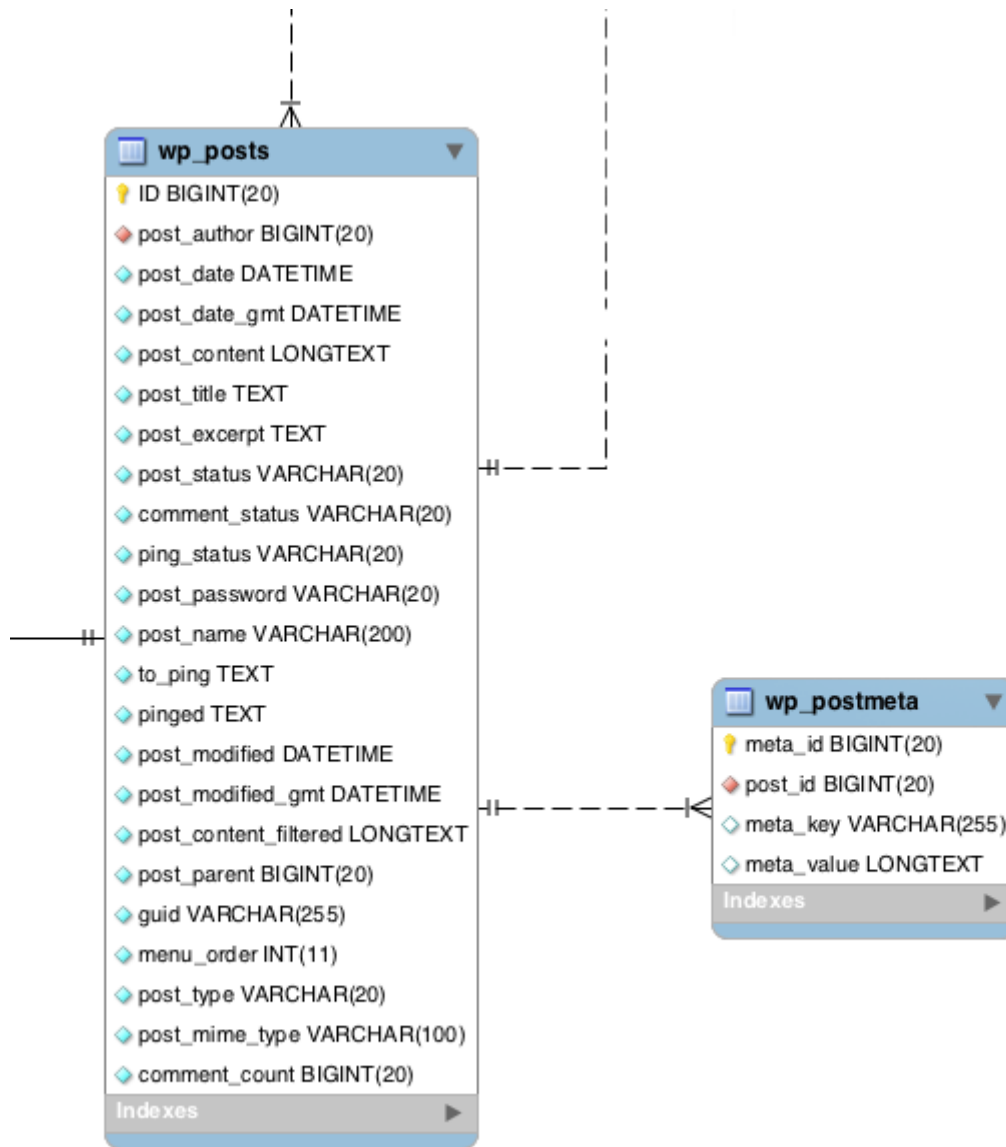
**Username**

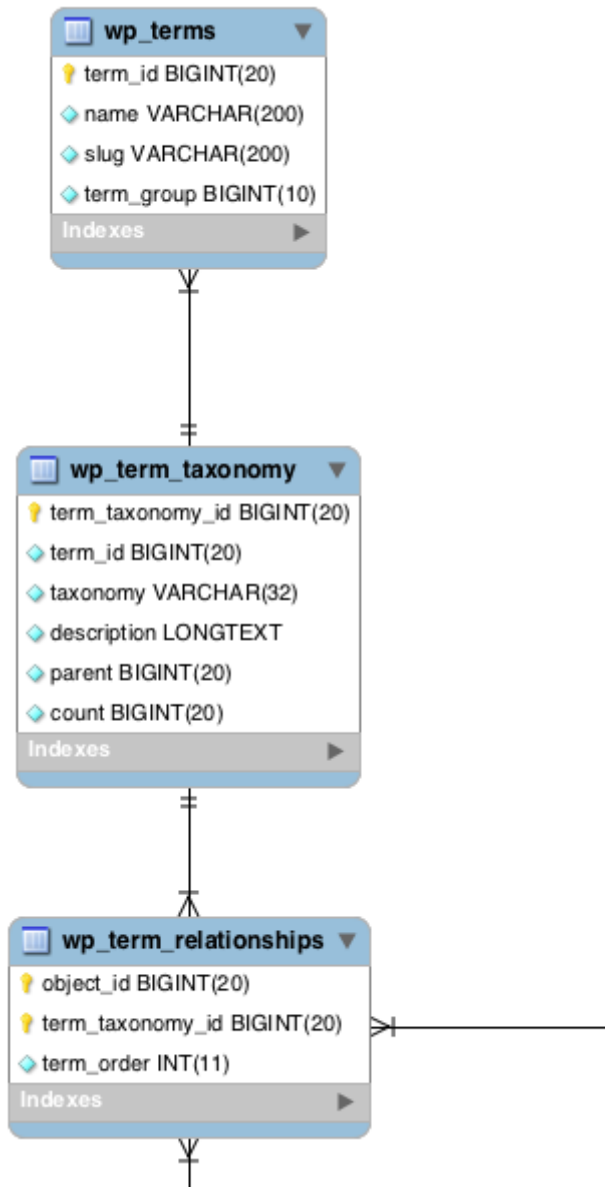
**Password**

**Login**


## Chapter 3: Planning and Customizing the Core Database







wp_comments	
comment_ID	BIGINT(20)
comment_post_ID	BIGINT(20)
comment_author	TINYTEXT
comment_author_email	VARCHAR(100)
comment_author_url	VARCHAR(200)
comment_author_IP	VARCHAR(100)
comment_date	DATETIME
comment_date_gmt	DATETIME
comment_content	TEXT
comment_karma	INT(11)
comment_approved	VARCHAR(20)
comment_agent	VARCHAR(255)
comment_type	VARCHAR(20)
comment_parent	BIGINT(20)
user_id	BIGINT(20)
Indexes	



wp_commentmeta	
meta_id	BIGINT(20)
comment_id	BIGINT(20)
meta_key	VARCHAR(255)
meta_value	LONGTEXT
Indexes	

## Chapter 4: Building Blocks of Web Applications

**Project Name**

**Description**

**Project Status**

**Project Duration**

**Download URL**

**URL**

**Screenshots**

**Technologies**

**Project Type**

**Service Title**

**Description**

**Service Availability**

**Service Price Type**

**Price**


**Tasks**

- ▼ wpwa-portfolio-manager
  - ▶ css
  - ▼ models
    - class-wpwa-model-article.php
    - class-wpwa-model-book.php
    - class-wpwa-model-project.php
    - class-wpwa-model-service.php
  - ▼ templates
    - article-meta-template.php
    - book-meta-template.php
    - info-template.php
    - login-template.php
    - project-meta-template.php
    - register-template.php
    - service-meta-template.php
  - class-wpwa-custom-post-types-manager.php
  - class-wpwa-portfolio-manager.php
  - class-wpwa-template-loader.php
  - functions.php
  - readme.txt



## Add New Project

Enter title here

 Add Media

Visual

Text

**b**

*i*

[link](#)

b-quote

~~del~~

ins

img

ul

ol

li

code

more

close tags

fullscreen

|

Word count: 0

### Technology

All Technology

Most Used

### Project Type

All Project Type

Most Used



## Technology

All Technology

Most Used

[+ Add New Technology](#)

## Project Type

All Project Type

Most Used

[+ Add New Project Type](#)

## Custom Fields

### Add New Custom Field:

Name	Value
<input type="text"/>	<input type="text"/>
<input type="button" value="Add Custom Field"/>	

Custom fields can be used to add extra metadata to a post that you can [use in your theme](#).

Word count: 0

**Project Details**

Project Status \*

Project Duration \*

Project URL

Download URL

**Technology**

All Technology **Most Used**

dewrfew

[+ Add New Technology](#)

**Project Type**

All Project Type **Most Used**

[+ Add New Project Type](#)

**Connected Services**




[+ Create connections](#)

**Connected Services**

- Service
- Service 2
- Service 1

[+ Create connections](#)




Search **New Service**

-  **Tools**
-  **Settings**
-  **Pods Admin**
- Add New**
- Components
- Settings
- Help

**1** Create or Extend  **2** Configure

Creating a new Content Type allows you to control exactly what that content type does, how it acts like, the fields it has, and the way you manage it.

Create a New Content Type

Content Type 	<input type="text" value="Custom Post Type (like Posts or Pages)"/>
Singular Label 	<input type="text" value="Product"/>
Plural Label 	<input type="text" value="Products"/>

[Advanced +](#)

Start Over

Next Step



# Edit Pod: *project*

Edit

**Success!** Pod created successfully.

Manage Fields

Labels

Admin UI

Ac

## Manage Fields

Add Field

Label ?

Name ?

Field Type ?

No fields have been added yet

Label ?

Name ?

Field Type ?

Add Field


# Manage Fields

Add Field

Label ?	Name ?	Field Type ?
<b>New Field</b>		
<b>Basic</b>   Additional Field Options   Advanced		
Label	<input type="text"/>	
Name ?	<input type="text"/>	
Description	<input type="text"/>	
Field Type	Plain Text <input type="button" value="v"/>	
Options	<input type="checkbox"/> Required	
		Cancel   Add Field



## Add New Product

 Add Media



Visual

Text

**b**

*i*

link

b-quote

~~del~~

ins

img

ul

ol

li

code

more

close tags

fullscreen

|

Word count: 0

### More Fields

Product Duration

## Chapter 5: Developing Pluggable Modules

Field	Type	Value
option_id	bigint(20) unsigned	<input type="text" value="35"/>
option_name	varchar(64)	<input type="text" value="active_plugins"/>
option_value	longtext	<pre>a:4:{i:0;s:40:"Packt WPWA User Manager/user_manager.php";i:1;s:19:"members/members.php";i:2;s:13:"pods/init.php";i:3;s:48:"wpwa_custom_post_manager/custom_post_manager.php";}</pre>
autoload	varchar(20)	<input type="text" value="yes"/>

**Fatal error:** Call to a member function `set_plugin_path()` on a non-object in `/home/nimesh/example.com/wp-content/plugins/wpwa-portfolio-manager/class-wpwa-custom-post-types-manager.php` on line 16

## Dashboard

Screen Options ▾

Help ▾

WPWA Portfolio Manager requires WPWA Template Loader plugin to function properly.

### Welcome to WordPress!

✕ Dismiss

We've assembled some links to get you started:

#### Get Started

Customize Your Site

or, [change your theme completely](#)

#### Next Steps

 [Write your first blog post](#)  [Add an About page](#)  [View your site](#)

#### More Actions

 [Manage widgets or menus](#)  [Turn comments on or off](#)  [Learn more about getting started](#)

## Project Details

Project Status \*

Select



Project Duration \*

Project URL

Download URL

Project Screens

Add Files



**Insert Media**  
Create Gallery

## Insert Media



Upload Files | Media Library

Insert from URL

Drop files anywhere to upload

Select Files

Maximum upload file size: 20MB.

Insert into page

### Project Details

Project Status \*

Select



Project Duration \*

Project URL

Download URL

Project Screens

Add Files



**UPLOADING**

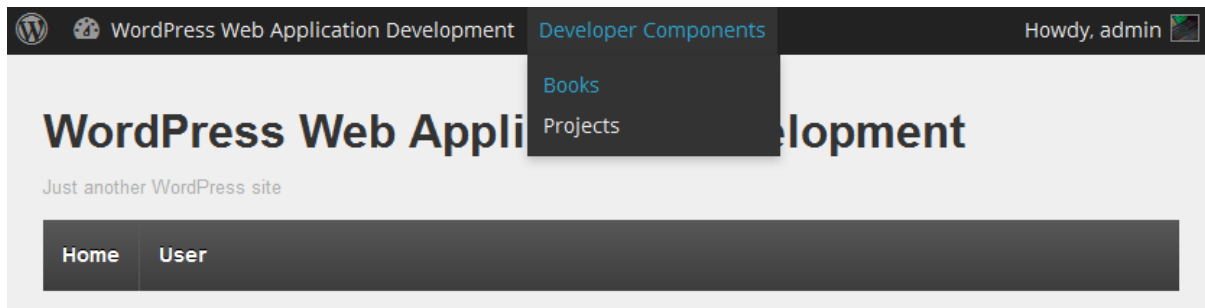
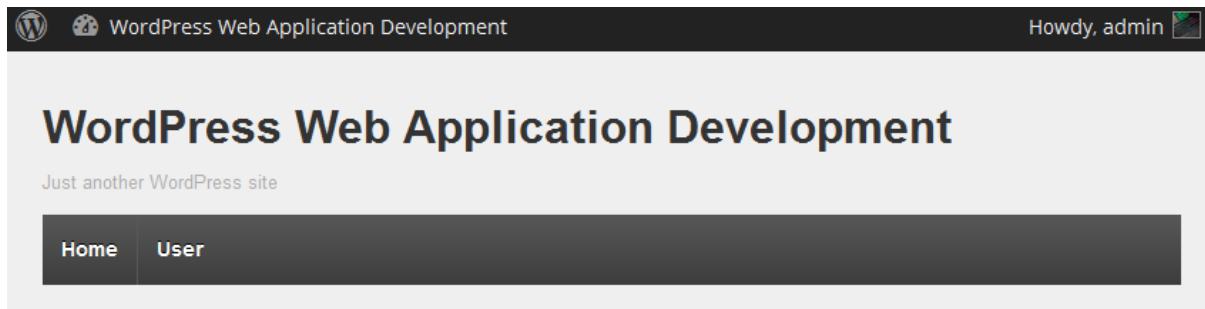
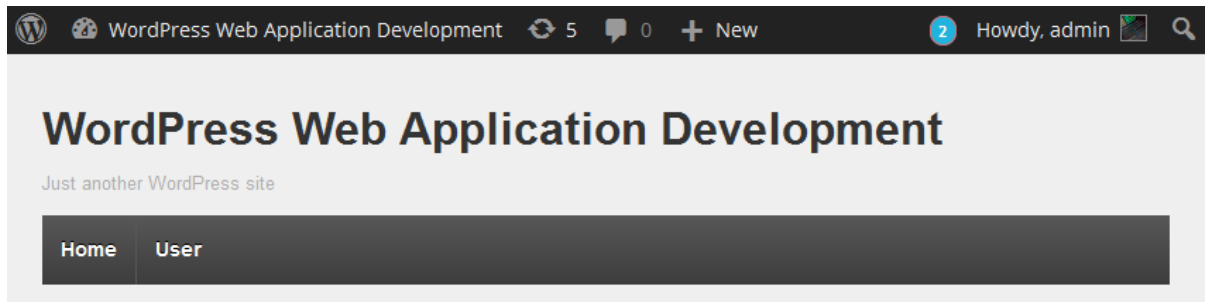
[Dismiss Errors](#)

**Error** medium\_com\_a...55ca375b.pdf

Sorry, this file type is not permitted for security reasons.

[Insert into page](#)

## Chapter 6: Customizing the Dashboard for Powerful Backends



# Responsive Theme Options

Instructions **Help** Translate Showcase More Themes

Theme Elements ▾

Logo Upload ▾

Custom Header

Need to replace or remove default logo? [Click here.](#)

Save Options Restore Defaults Upgrade

WordPress Web Application Development Developer Components 2 Howdy, admin

## Portfolio Management Application Settings

### Subscription Settings

Newsletter Template

### Frontend Widget Settings

Number of records in lists

Save Settings

# Pages Add New

Item moved to the Trash. [Undo](#)

All (3) | Published (2) | Draft (1) | Trash (1)

Search Pages

Bulk Actions ▾

Apply

Show all dates ▾

Filter

3 items

<input type="checkbox"/> Title	Author		Date
<input type="checkbox"/> Register - Draft	admin		2013/05/11 Last Modified
<input type="checkbox"/> Sample Page	admin		2013/03/26 Published
<input type="checkbox"/> User	admin		2013/05/11 Published
<input type="checkbox"/> Title	Author		Date

Bulk Actions ▾

Apply

3 items

All (3) | Published (3) | Trash (1)

Search Projects

Bulk Actions ▾

Apply

All dates ▾

Show All Projects ▾

Filter

3 items

<input type="checkbox"/> Project	Duration	Project Status	Date
<input type="checkbox"/> Project 1	2	planned	6 mins ago Published
<input type="checkbox"/> Project 2	3	pending	5 mins ago Published
<input type="checkbox"/> Project 3	4	planned	5 mins ago Published
<input type="checkbox"/> Project	Duration	Project Status	Date

Bulk Actions ▾

Apply

3 items

Dashboard

Profile

Follow Developers

Collapse menu

## Follow Developers

Bulk Actions ▾

Apply

4 items

Developer Name

dev1

dev2

dev3

dev4

Developer Name

Bulk Actions ▾

Apply

4 items

## Profile

Profile

### Personal Options

Visual Editor

Disable the visual editor when writing

Admin Color Scheme

Default

Light

Blue

Coffee

Ectoplasm

Midnight

Ocean

Sunrise

Dashboard Howdy, admin

WordPress 4.1 is available! [Please update now.](#)

Screen Options Help

Add New Post

Enter title here

Add Media Insert download Visual Text

B I H2 H3 H4 H5 H6 H7 H8 H9 H10 H11 H12 H13 H14 H15 H16 H17 H18 H19 H20 H21 H22 H23 H24 H25 H26 H27 H28 H29 H30 H31 H32 H33 H34 H35 H36 H37 H38 H39 H40 H41 H42 H43 H44 H45 H46 H47 H48 H49 H50 H51 H52 H53 H54 H55 H56 H57 H58 H59 H60 H61 H62 H63 H64 H65 H66 H67 H68 H69 H70 H71 H72 H73 H74 H75 H76 H77 H78 H79 H80 H81 H82 H83 H84 H85 H86 H87 H88 H89 H90 H91 H92 H93 H94 H95 H96 H97 H98 H99 H100 H101 H102 H103 H104 H105 H106 H107 H108 H109 H110 H111 H112 H113 H114 H115 H116 H117 H118 H119 H120 H121 H122 H123 H124 H125 H126 H127 H128 H129 H130 H131 H132 H133 H134 H135 H136 H137 H138 H139 H140 H141 H142 H143 H144 H145 H146 H147 H148 H149 H150 H151 H152 H153 H154 H155 H156 H157 H158 H159 H160 H161 H162 H163 H164 H165 H166 H167 H168 H169 H170 H171 H172 H173 H174 H175 H176 H177 H178 H179 H180 H181 H182 H183 H184 H185 H186 H187 H188 H189 H190 H191 H192 H193 H194 H195 H196 H197 H198 H199 H200 H201 H202 H203 H204 H205 H206 H207 H208 H209 H210 H211 H212 H213 H214 H215 H216 H217 H218 H219 H220 H221 H222 H223 H224 H225 H226 H227 H228 H229 H230 H231 H232 H233 H234 H235 H236 H237 H238 H239 H240 H241 H242 H243 H244 H245 H246 H247 H248 H249 H250 H251 H252 H253 H254 H255 H256 H257 H258 H259 H260 H261 H262 H263 H264 H265 H266 H267 H268 H269 H270 H271 H272 H273 H274 H275 H276 H277 H278 H279 H280 H281 H282 H283 H284 H285 H286 H287 H288 H289 H290 H291 H292 H293 H294 H295 H296 H297 H298 H299 H300 H301 H302 H303 H304 H305 H306 H307 H308 H309 H310 H311 H312 H313 H314 H315 H316 H317 H318 H319 H320 H321 H322 H323 H324 H325 H326 H327 H328 H329 H330 H331 H332 H333 H334 H335 H336 H337 H338 H339 H340 H341 H342 H343 H344 H345 H346 H347 H348 H349 H350 H351 H352 H353 H354 H355 H356 H357 H358 H359 H360 H361 H362 H363 H364 H365 H366 H367 H368 H369 H370 H371 H372 H373 H374 H375 H376 H377 H378 H379 H380 H381 H382 H383 H384 H385 H386 H387 H388 H389 H390 H391 H392 H393 H394 H395 H396 H397 H398 H399 H400 H401 H402 H403 H404 H405 H406 H407 H408 H409 H410 H411 H412 H413 H414 H415 H416 H417 H418 H419 H420 H421 H422 H423 H424 H425 H426 H427 H428 H429 H430 H431 H432 H433 H434 H435 H436 H437 H438 H439 H440 H441 H442 H443 H444 H445 H446 H447 H448 H449 H450 H451 H452 H453 H454 H455 H456 H457 H458 H459 H460 H461 H462 H463 H464 H465 H466 H467 H468 H469 H470 H471 H472 H473 H474 H475 H476 H477 H478 H479 H480 H481 H482 H483 H484 H485 H486 H487 H488 H489 H490 H491 H492 H493 H494 H495 H496 H497 H498 H499 H500 H501 H502 H503 H504 H505 H506 H507 H508 H509 H510 H511 H512 H513 H514 H515 H516 H517 H518 H519 H520 H521 H522 H523 H524 H525 H526 H527 H528 H529 H530 H531 H532 H533 H534 H535 H536 H537 H538 H539 H540 H541 H542 H543 H544 H545 H546 H547 H548 H549 H550 H551 H552 H553 H554 H555 H556 H557 H558 H559 H560 H561 H562 H563 H564 H565 H566 H567 H568 H569 H570 H571 H572 H573 H574 H575 H576 H577 H578 H579 H580 H581 H582 H583 H584 H585 H586 H587 H588 H589 H590 H591 H592 H593 H594 H595 H596 H597 H598 H599 H600 H601 H602 H603 H604 H605 H606 H607 H608 H609 H610 H611 H612 H613 H614 H615 H616 H617 H618 H619 H620 H621 H622 H623 H624 H625 H626 H627 H628 H629 H630 H631 H632 H633 H634 H635 H636 H637 H638 H639 H640 H641 H642 H643 H644 H645 H646 H647 H648 H649 H650 H651 H652 H653 H654 H655 H656 H657 H658 H659 H660 H661 H662 H663 H664 H665 H666 H667 H668 H669 H670 H671 H672 H673 H674 H675 H676 H677 H678 H679 H680 H681 H682 H683 H684 H685 H686 H687 H688 H689 H690 H691 H692 H693 H694 H695 H696 H697 H698 H699 H700 H701 H702 H703 H704 H705 H706 H707 H708 H709 H710 H711 H712 H713 H714 H715 H716 H717 H718 H719 H720 H721 H722 H723 H724 H725 H726 H727 H728 H729 H730 H731 H732 H733 H734 H735 H736 H737 H738 H739 H740 H741 H742 H743 H744 H745 H746 H747 H748 H749 H750 H751 H752 H753 H754 H755 H756 H757 H758 H759 H760 H761 H762 H763 H764 H765 H766 H767 H768 H769 H770 H771 H772 H773 H774 H775 H776 H777 H778 H779 H780 H781 H782 H783 H784 H785 H786 H787 H788 H789 H790 H791 H792 H793 H794 H795 H796 H797 H798 H799 H800 H801 H802 H803 H804 H805 H806 H807 H808 H809 H810 H811 H812 H813 H814 H815 H816 H817 H818 H819 H820 H821 H822 H823 H824 H825 H826 H827 H828 H829 H830 H831 H832 H833 H834 H835 H836 H837 H838 H839 H840 H841 H842 H843 H844 H845 H846 H847 H848 H849 H850 H851 H852 H853 H854 H855 H856 H857 H858 H859 H860 H861 H862 H863 H864 H865 H866 H867 H868 H869 H870 H871 H872 H873 H874 H875 H876 H877 H878 H879 H880 H881 H882 H883 H884 H885 H886 H887 H888 H889 H890 H891 H892 H893 H894 H895 H896 H897 H898 H899 H900 H901 H902 H903 H904 H905 H906 H907 H908 H909 H910 H911 H912 H913 H914 H915 H916 H917 H918 H919 H920 H921 H922 H923 H924 H925 H926 H927 H928 H929 H930 H931 H932 H933 H934 H935 H936 H937 H938 H939 H940 H941 H942 H943 H944 H945 H946 H947 H948 H949 H950 H951 H952 H953 H954 H955 H956 H957 H958 H959 H960 H961 H962 H963 H964 H965 H966 H967 H968 H969 H970 H971 H972 H973 H974 H975 H976 H977 H978 H979 H980 H981 H982 H983 H984 H985 H986 H987 H988 H989 H990 H991 H992 H993 H994 H995 H996 H997 H998 H999

Publish

Save Draft Preview

Status: Draft [Edit](#)

Visibility: Public [Edit](#)

Publish Immediately [Edit](#)

Move to Trash [Publish](#)

Format

- Standard
- Aside
- Image
- Video
- Audio

Dashboard WordPress 3.5.2

Posts

All Posts

Add New

Categories

Tags

Media

Pages

Comments

Services

Projects

Books

Articles

## Tags

### Add New Tag

Name

*The name is how it appears on your site.*

Slug

*The "slug" is the URL-friendly version of the name. It is usually all lowercase and contains only letters, numbers, and hyphens.*

WordPress Web Application Development Developer Components 2 Howdy, admin

Screen Options Help

### Dashboard

- Dashboard
- Home
- Updates 6
- Posts
- Media
- Pages
- Comments
- Services

#### At a Glance

2 Posts 15 Pages

2 Comments

WordPress 4.0.1 running Responsive theme.  
Search Engines Discouraged Update to 4.1

#### Quick Draft

Title

What's on your mind?

Save Draft

#### Activity

Dashboard

#### At a Glance

2 Posts 15 Pages

2 Comments

WordPress 4.0.1 running Responsive theme.  
Search Engines Discouraged Update to 4.1

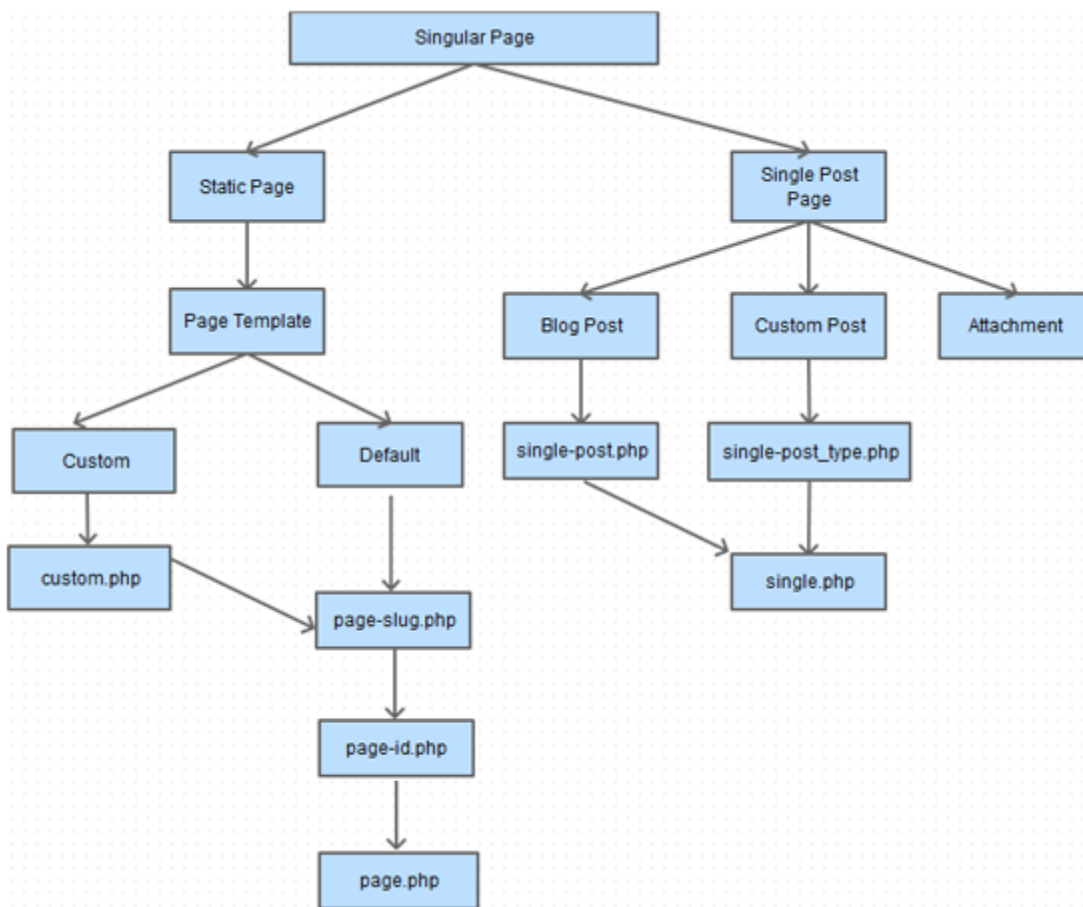
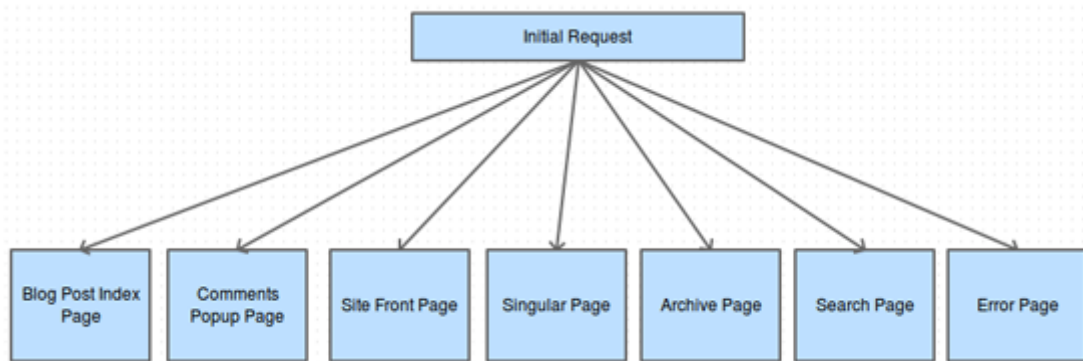
#### Activity

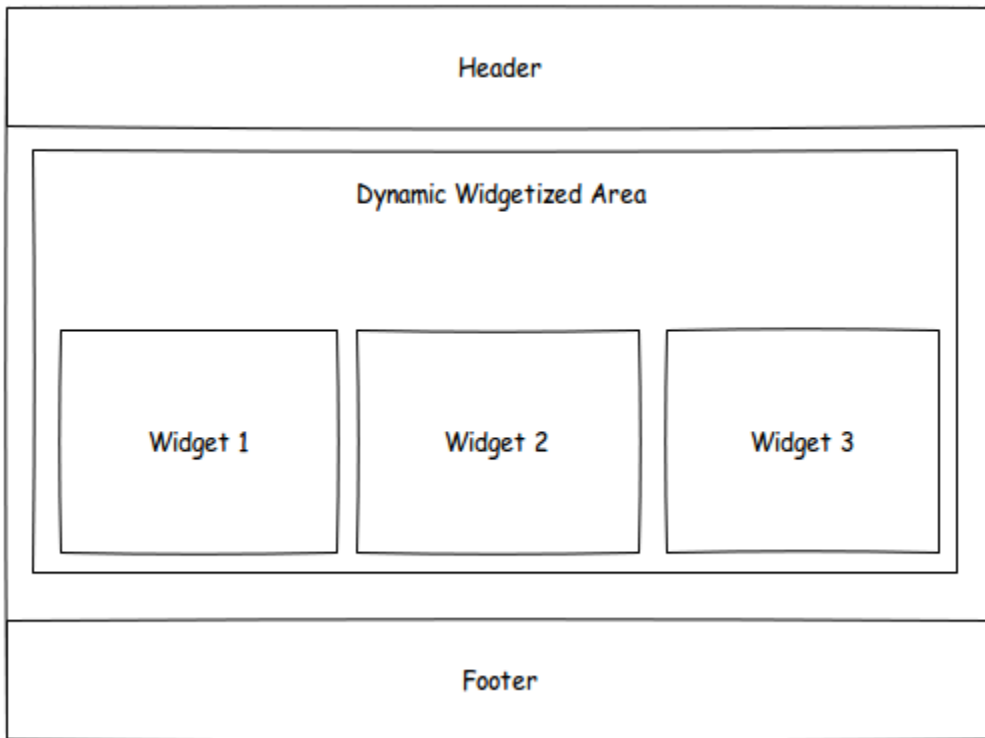
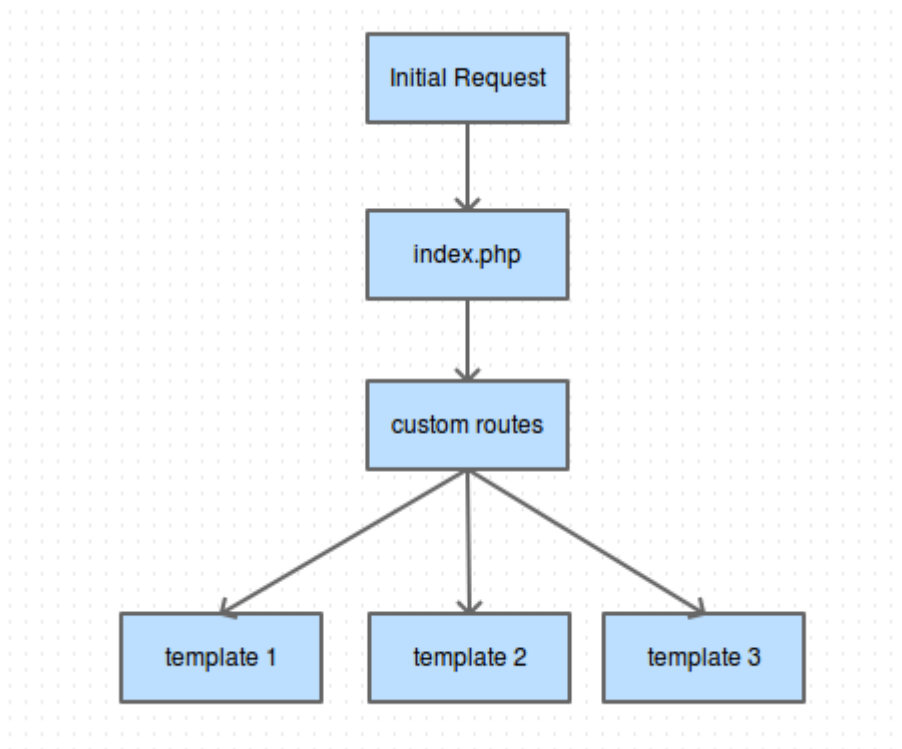
Recently Published

Nov 28th, 3:50 am	<a href="#">buddypress_groups</a>
Oct 31st, 4:20 am	<a href="#">Hello world!</a>



## Chapter 7: Adjusting Theme for Amazing Frontends





## Widgets

**Available Widgets** ▼

*Drag widgets from here to a sidebar on the right to activate them. Drag widgets back here to deactivate them and delete their settings.*

**Archives**  
A monthly archive of your site's posts

**Calendar**  
A calendar of your site's posts

**Categories**  
A list or dropdown of categories

**Home Widgets** ▼

Home Widget Area

**Main Sidebar** ▼

**Right Sidebar** ▼

**Left Sidebar** ▼

**Left Sidebar Half Page** ▼

## Widgets

**Available Widgets** ▼

*Drag widgets from here to a sidebar on the right to activate them. Drag widgets back here to deactivate them and delete their settings.*

**Archives**  
A monthly archive of your site's posts

**Calendar**  
A calendar of your site's posts

**Home Widgets** ▼

Home Widget Area

**Home\_List\_Widget** ▼

Title:

List Type: 0

[Delete](#) | [Close](#) [Save](#)

# WordPress Web Application Development

Home Developers

## Recent Developers

Developer 1

Developer 2

Developer 3

Developer 4

## Recent Projects

Project 1

Project 2

Project 3

Project 4

## Recent Followers

Follower 1

Follower 2

Follower 3

Follower 4

Menu Name

Save Menu

### Menu Structure

Add menu items from the column on the left.

### Menu Settings

*Auto add pages*  Automatically add new top-level pages to this menu

*Theme locations*

- Top Menu
- Header Menu
- Sub-Header Menu
- Footer Menu

[Delete Menu](#)

Save Menu

Menu Name  Save Menu

### Menu Structure

Drag each item into the order you prefer. Click the arrow on the right of the item to reveal additional configuration options.

Home Custom ▾

Developers Custom ▾

### Menu Settings

*Auto add pages*  Automatically add new top-level pages to this menu

*Theme locations*

- Top Menu
- Header Menu
- Sub-Header Menu
- Footer Menu

[Delete Menu](#) Save Menu

Select a menu to edit: visitors ▾ Select or [create a new menu.](#)

Pages ▾

Links ▾

Categories ▾

Menu Name  Save Menu

### Menu Structure

Add menu items from the column on the left.

### Menu Settings

*Auto add pages*  Automatically add new top-level pages to this menu

*Theme locations*

- Top Menu
- Header Menu
- Sub-Header Menu
- Footer Menu



[Delete Menu](#) Save Menu

+ Options

	term_taxonomy_id	term_id	taxonomy	description	parent	count
<input type="checkbox"/>	1	1	category		0	8
<input type="checkbox"/>	2	2	technologies		0	0
<input type="checkbox"/>	3	3	technology		0	1
<input type="checkbox"/>	4	4	technology		0	1
<input type="checkbox"/>	9	9	nav_menu		0	0
<input type="checkbox"/>	10	10	nav_menu		0	2
<input type="checkbox"/>	8	8	nav_menu		0	2
<input type="checkbox"/>	11	11	nav_menu		0	1

Check All / Uncheck All
With selected:

+ Options

 T 	post_title	post_status	post_name	post_type
<input type="checkbox"/>  	Developers	publish	developers	nav_menu_item
<input type="checkbox"/>  	Home	publish	home	nav_menu_item
<input type="checkbox"/>  	Dev	draft		nav_menu_item

 Check All / Uncheck All With selected:   

×
Save & Publish

You are customizing  
WordPress Web Application Development

- Site Title & Tagline
- Colors
- Header Image
- Background Image
- Navigation
- Widgets
- Static Front Page

## WordPress Web Application Development

Home

### Followers

- Follower 1
- Follower 2
- Follower 3
- Follower 4

### Projects

- Project 1
- Project 2
- Project 3
- Project 4

### Developers

- Developer 1
- Developer 2
- Developer 3
- Developer 4

✕
Save & Publish

You are customizing  
WordPress Web Application Development

Site Title & Tagline

**WPWA Settings**

**Text Color**

Colors

Header Image

Background Image

Navigation

Widgets

Static Front Page

<
Saved

You are customizing  
Widgets

**Home Widgets**

Home Widget Area

- Home\_List\_Widget: Followers
- Home\_List\_Widget: Projects
- Home\_List\_Widget: Develo...

Reorder + Add a Widget

Colophon Widget

Top Widget

Footer Widget

Collapse

## WordPress Web Application Development

Home

Followers

- Follower 1
- Follower 2
- Follower 3
- Follower 4
- Follower 5

Projects

- Project 1
- Project 2
- Project 3
- Project 4
- Project 5

Developers

- Developer 1
Follow
- Developer 2
Follow
- Developer 3
Follow
- Developer 4
Follow
- Developer 5
Follow

© 2015 WordPress Web Application Development
↑
Responsive Theme powered by WordPress

<
Saved

You are customizing  
Widgets

**Home Widgets**

Home Widget Area

**Home\_List\_Widget: Follo...**

Title:  
Followers

List Type:  
Latest Followers

Remove | Close

**Home\_List\_Widget: Proje...**

**Home\_List\_Widget: Deve...**

Reorder + Add a Widget

Colophon Widget

Collapse

## WordPress Web Application Development

Home

Followers

Follower 1

Follower 2

Follower 3

Follower 4

Follower 5

Projects

Project 1

Project 2

Project 3

Project 4

Project 5

Developers

Developer 1 Follow

Developer 2 Follow

Developer 3 Follow

Developer 4 Follow

Developer 5 Follow

© 2015 WordPress Web Application Development
↑
Responsive Theme powered by WordPress

<
Saved
Search widgets...

You are customizing  
Widgets

**Home Widgets**

Home Widget Area

**Home\_List\_Widget: Follo...**

Title:  
Followers

List Type:  
Latest Followers

Remove | Close

**Home\_List\_Widget: Proje...**

**Home\_List\_Widget: Deve...**

Reorder + Add a Widget

Colophon Widget

## WordPress Web Application Development

Home

Followers

Follower 1

Follower 2

Follower 3

Follower 4

Follower 5

Projects

Project 1

Project 2

Project 3

Project 4

Project 5

© 2015 WordPress Web Application Development
↑

**Archives**  
A monthly archive of your site's Posts.

**Calendar**  
A calendar of your site's Posts.

**Categories**  
A list or dropdown of categories.

**Custom Menu**  
Add a custom menu to your sidebar.

**+ Home\_List\_Widget**  
Home List Widget

**Meta**  
Login, RSS, & WordPress.org links.

**Pages**  
A list of your site's Pages.



# WordPress Web Application Development

Home

## Followers

Follower 1

Follower 2

Follower 3

Follower 4

## Projects

Project 1

Project 2

Project 3

Project 4

## Developers

Developer 1

Follow

Developer 2

Follow

















































































Developer 3

Follow

Developer 4

Follow

## Chapter 8: Enhancing the Power of Open Source Libraries and Plugins

 crop	 customize-preview-widgets.min.js	 tw-sack.js
 imgareaselect	 customize-views.js	 tw-sack.min.js
 jcrop	 customize-views.min.js	 underscore.min.js
 jquery	 heartbeat.js	 utils.js
 mediaelement	 heartbeat.min.js	 utils.min.js
 plupload	 hoverIntent.js	 wp-ajax-response.js
 swfupload	 hoverIntent.min.js	 wp-ajax-response.min.js
 thickbox	 json2.js	 wp-auth-check.js
 tinymce	 json2.min.js	 wp-auth-check.min.js
 admin-bar.js	 masonry.min.js	 wp-backbone.js
 admin-bar.min.js	 mce-view.js	 wp-backbone.min.js
 autosave.js	 mce-view.min.js	 wpdialog.js
 autosave.min.js	 media-audiovideo.js	 wpdialog.min.js
 backbone.min.js	 media-audiovideo.min.js	 wplink.js
 colorpicker.js	 media-editor.js	 wplink.min.js
 colorpicker.min.js	 media-editor.min.js	 wp-list-revisions.js
 comment-reply.js	 media-grid.js	 wp-list-revisions.min.js
 comment-reply.min.js	 media-grid.min.js	 wp-lists.js
 customize-base.js	 media-models.js	 wp-lists.min.js
 customize-base.min.js	 media-models.min.js	 wp-pointer.js
 customize-loader.js	 media-views.js	 wp-pointer.min.js
 customize-loader.min.js	 media-views.min.js	 wp-util.js
 customize-models.js	 quicktags.js	 wp-util.min.js
 customize-models.min.js	 quicktags.min.js	 zxcvbn.min.js
 customize-preview.js	 shortcode.js	 zxcvbn-async.js
 customize-preview.min.js	 shortcode.min.js	 zxcvbn-async.min.js
 customize-preview-widgets.js	 swfobject.js	

# Personal Information

Full Name

admin

## Projects

**Add New**

Project Name	Status	Duration
Project 1	planned	23
Project 2	planned	12
Project 3	planned	12

# Personal Information

Full Name

developer developer

## Projects

**Add New**

# Projects

**Add New**

Project Name

Status

Select



Duration

**Save**



## LinkedIn Developer Network

List of Applications

Company	Application Name	
InnovativePHP	Opauth Integration WPWA Social Integration	View API Usage View API Usage

[+ Add New Application](#)

## Add New Application

Fill out the form to register a new application:

### Company Info .....

\* **Company:**

\* **Company Name:**

**Account Administrators:** You will be assigned as an account administrator.

**Additional Administrators:**

Administrators appearing here will be account administrators for all applications from this company. Administrators can edit application details and add/remove other administrators and developers.

### Application Info .....

\* **Application Name:**

\* **Description:**



Your application was successfully created.

## Application Details

**Company:**

InnovativePHP

**Application Name:**

test

**API Key:**

aryqlpv8nrwa

**Secret Key:**

1hiDw1IsEqD0l3bg

**OAuth User Token:**

055f6503-6ccd-4df4-a29f-6f79e9259b08

**OAuth User Secret:**

c320c366-9bcf-4f4f-a3c3-f504c244a8f1

Done



**Rakhitha Ratnayake**  
(Not you?)



**WPWA Social Integration would like to access some of your LinkedIn info:**



**YOUR PROFILE OVERVIEW**

Name, photo, headline, and current positions



**YOUR FULL PROFILE**

Full profile including experience, education, skills, and recommendations



**YOUR CONTACT INFO**

Address, phone number, and bound accounts

**Sign in to LinkedIn and allow access:**

nimeshrmr@gmail.com

Password

[Join LinkedIn](#)

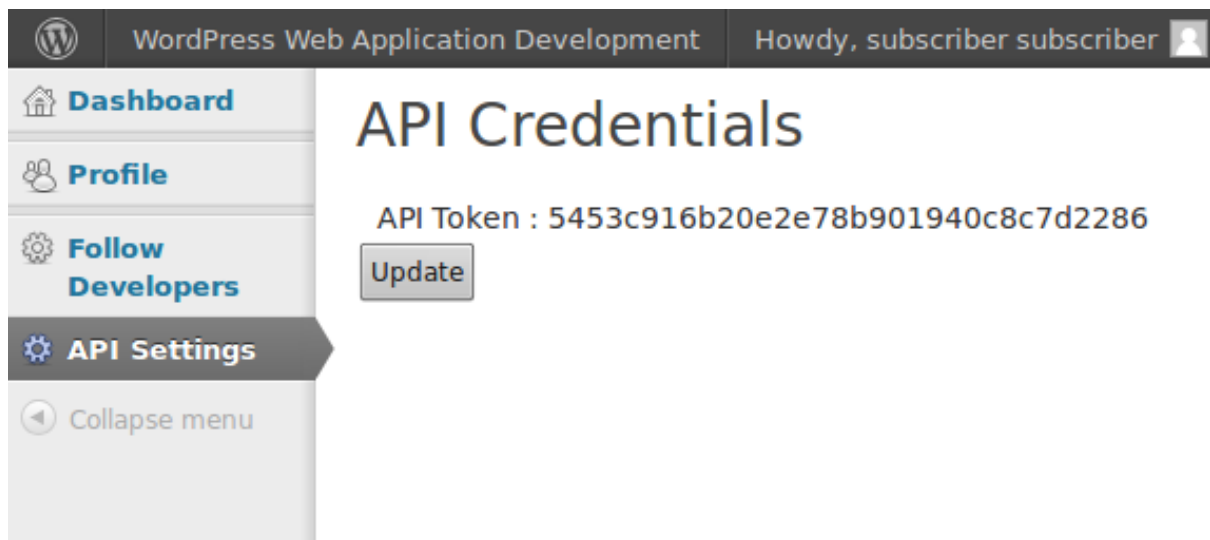
[Forgot your password?](#)

**Allow access**

**Cancel**

**LinkedIn**

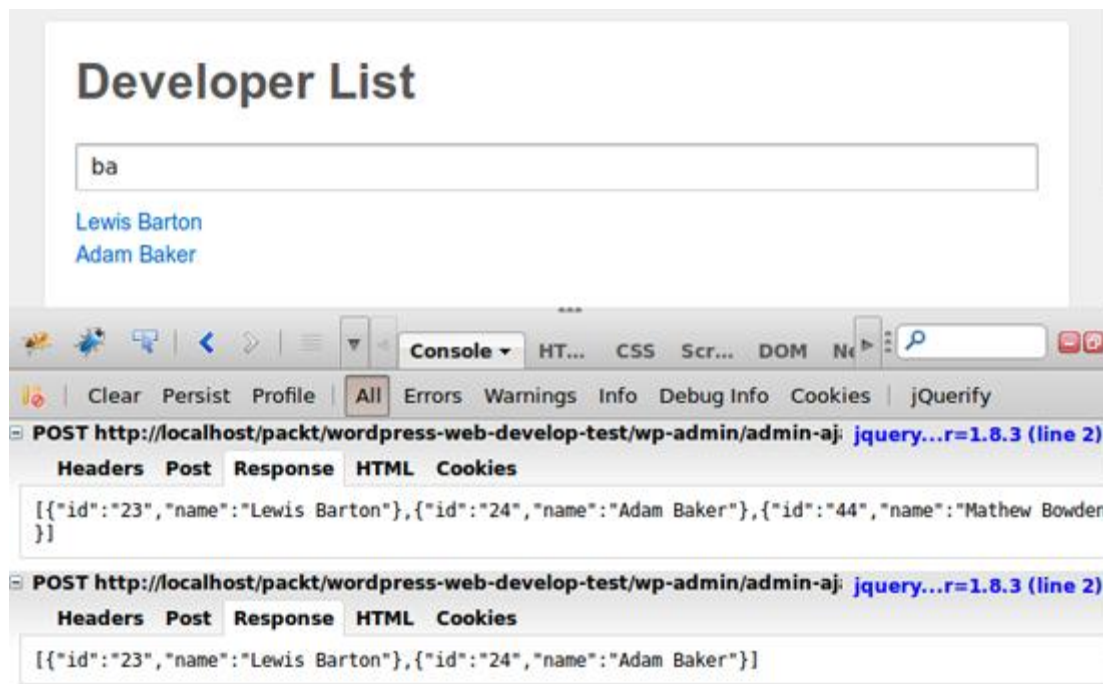
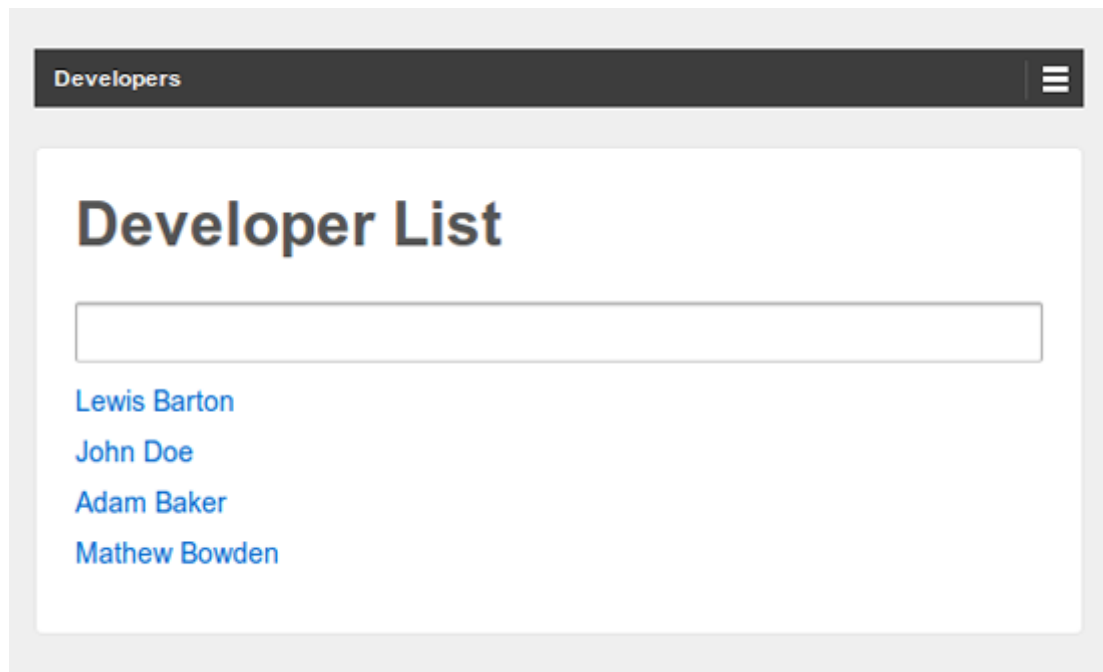
## Chapter 9: Listening to Third-party Applications



The screenshot shows the WordPress dashboard interface. At the top, there is a dark header bar with the WordPress logo on the left, the text "WordPress Web Application Development" in the center, and "Howdy, subscriber subscriber" on the right with a user profile icon. Below the header is a sidebar menu with several items: "Dashboard" (home icon), "Profile" (person icon), "Follow Developers" (gear icon), "API Settings" (gear icon, highlighted with a dark background and a right-pointing arrow), and "Collapse menu" (left-pointing arrow icon). The main content area is titled "API Credentials" in a large, dark font. Below the title, the text "API Token : 5453c916b20e2e78b901940c8c7d2286" is displayed. Underneath the token is a rectangular button labeled "Update".



## Chapter 10: Integrating and Finalizing the Portfolio



New Password

If you would like to change the password type a new one. Otherwise leave this blank.

Type your new password again.

Strength indicator

Hint: The password should be at least seven characters long.

To make it stronger, use upper and lower case letters, numbers and symbols like ! " ? \$ % ^ & ).

Job Role

Skills

Country

Select Country



Update Profile

Home

Developers

## Personal Information

Full Name

Adam Baker

Country

Sri Lanka

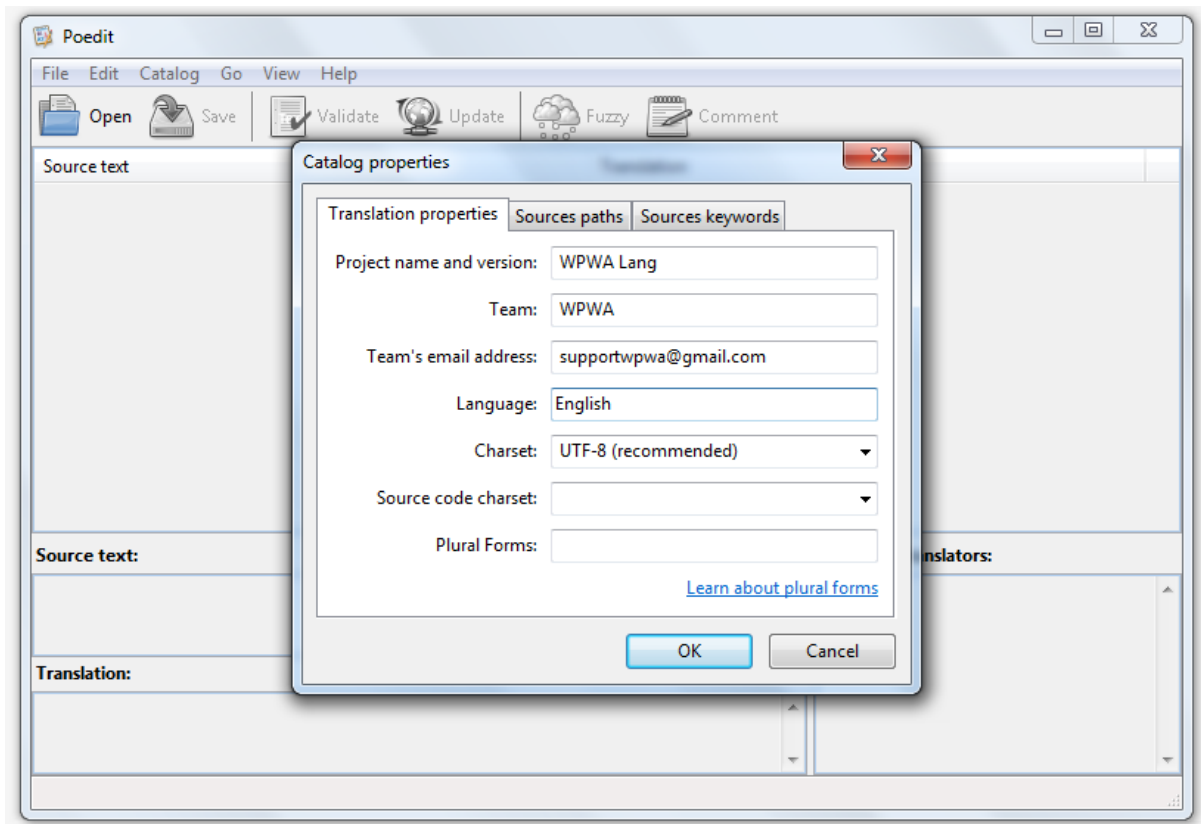
Job Role

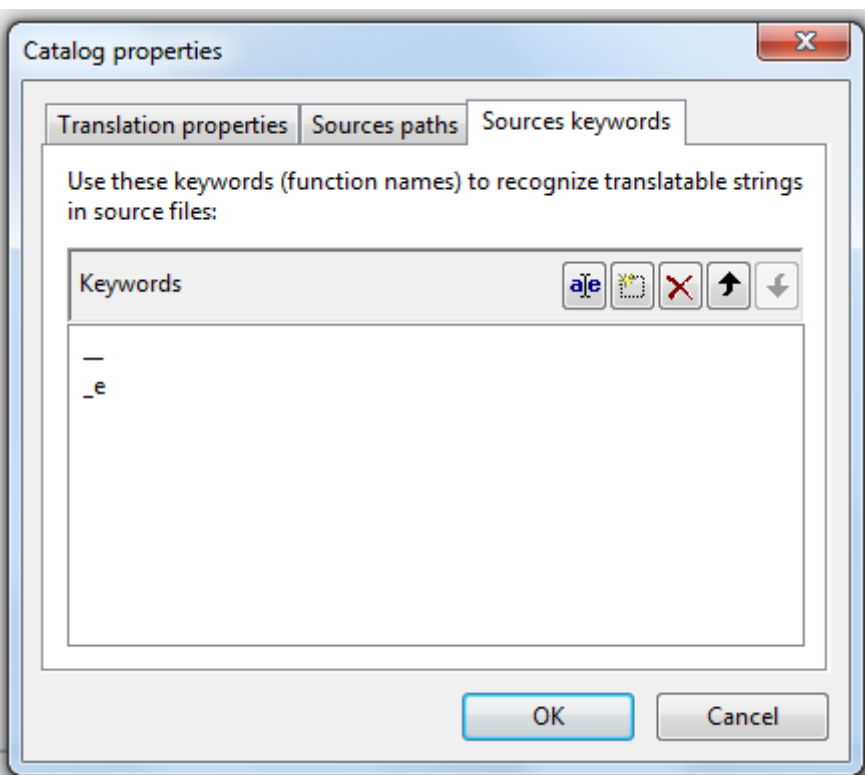
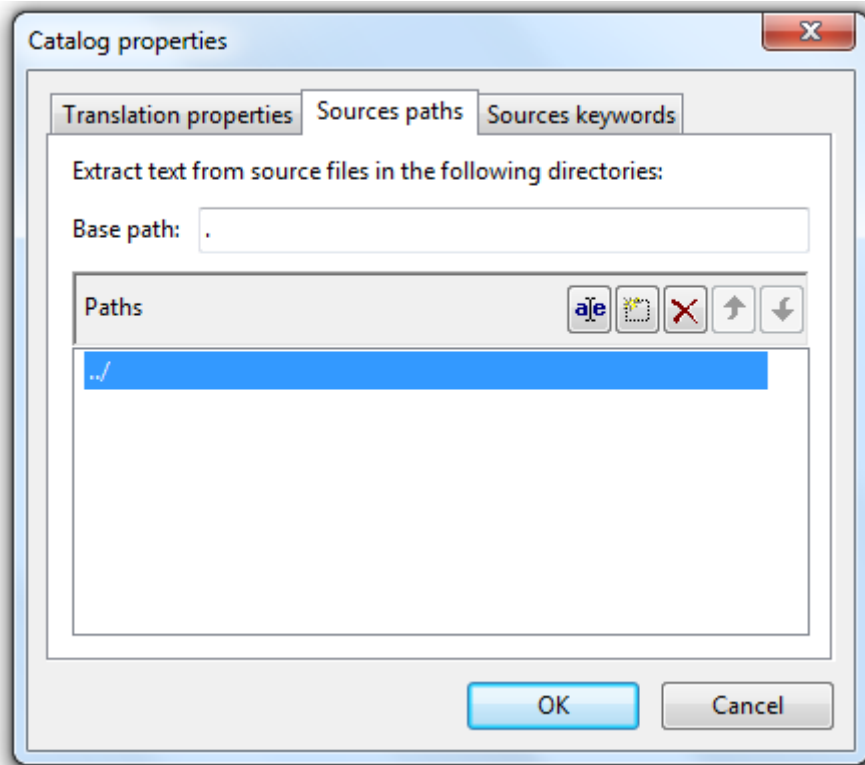
Web Developer

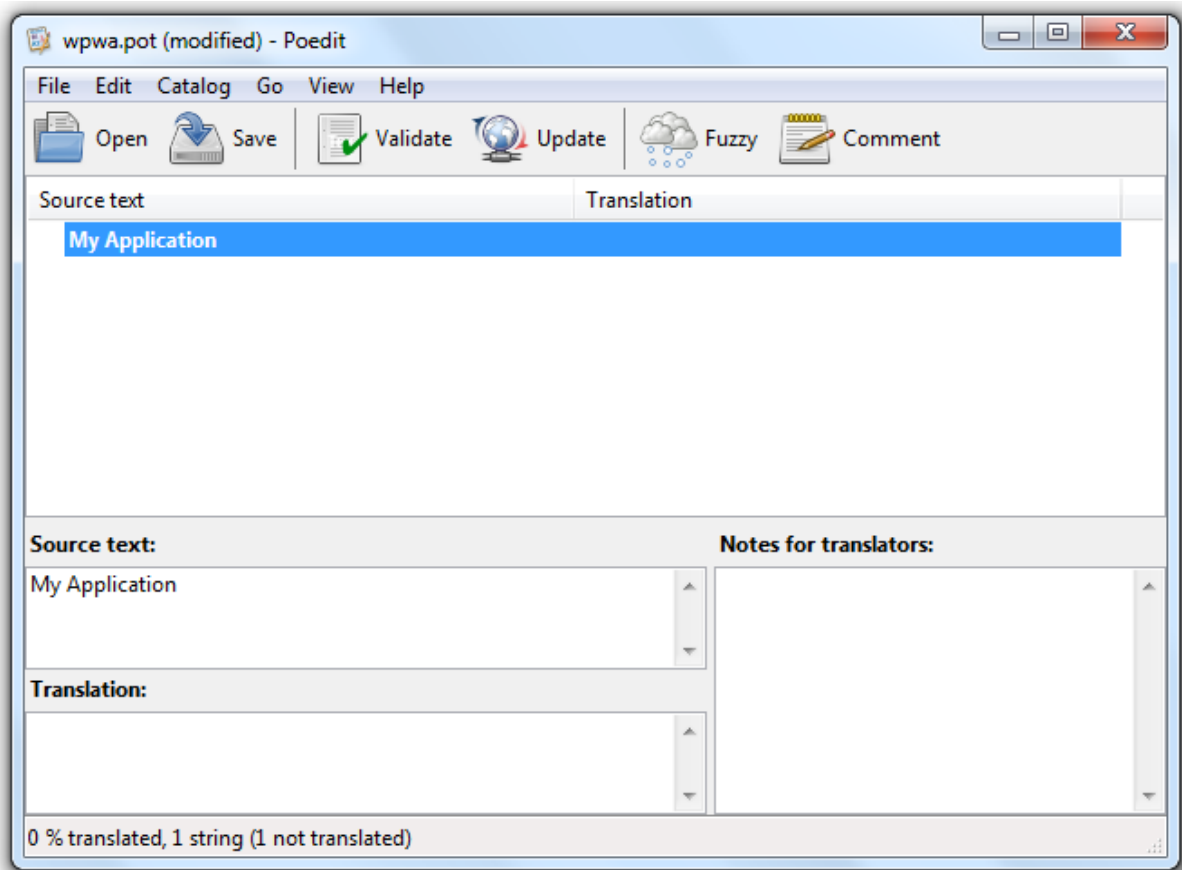
Skills

PHP, jQuery, WordPress

## Chapter 11: Supplementary Modules for Web Development







**Time Format**

12:18 pm  
 12:18 PM  
 12:18  
 Custom:  12:18 pm

[Documentation on date and time formatting.](#)

**Week Starts On**

**Site Language**

English (United States)  
Dansk  
Français  
Nederlands

# Media Library Add New




All media items ▾

All dates ▾

Bulk Select

Search



Edit Image

File name: b5.png  
File type: image/png  
Uploaded on: March 13, 2015  
File size: 32 kB  
Dimensions: 600 × 600

URL

Title

Caption

Alt Text

Description

Content

 Add Media

Visual

Text


**B** *I* ABC ☰ ☷ “ — ☰ ☷ ☷   ☰ ☷ ☷  

Rich text editor content area, currently empty.

P

option_id	option_name	option_value	autoload
1572	_transient_timeout_project_error_message_95	1370667651	no
1597	_transient_timeout_project_error_message_119	1370675035	no
1593	_transient_timeout_project_error_message_116	1370674749	no
1591	_transient_timeout_project_error_message_115	1370674729	no
1587	_transient_timeout_project_error_message_114	1370674466	no
1589	_transient_timeout_project_error_message_113	1370674509	no
1585	_transient_timeout_project_error_message_110	1370674260	no
1583	_transient_timeout_project_error_message_109	1370674061	no
2768	_transient_timeout_plugin_slugs	1375832527	no
1098	_transient_timeout_gform_update_info	1368776863	no



 **Dashboard**

 **Sites**


 **Users**

 **Themes**

 **Plugins**

 **Settings**

 **Updates**

 Collapse menu



# Dashboard

## Right Now

[Create a New Site](#) | [Create a New User](#)

You have 1 site and 1 user.

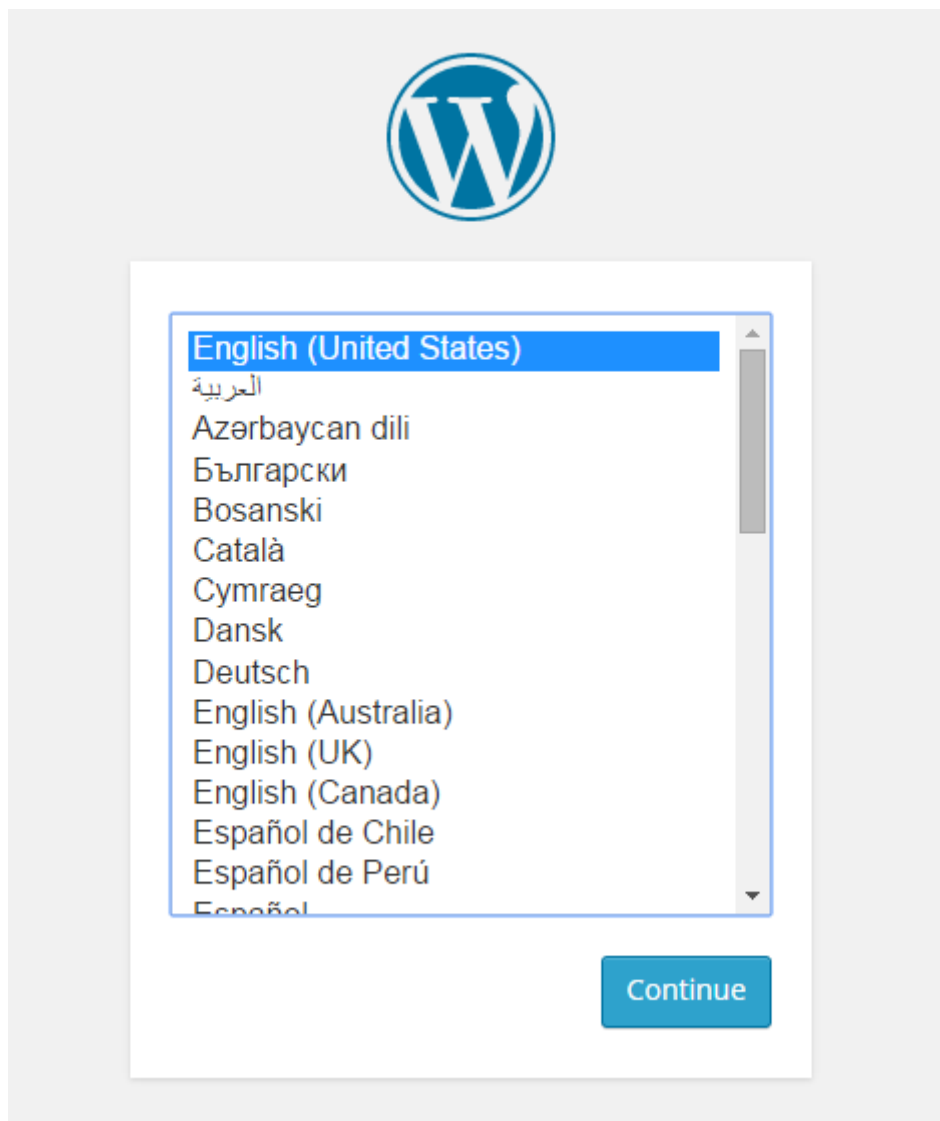
Search Users

Search Sites

## Plugins



## Appendix: Configurations, Tools, and Resources



There doesn't seem to be a `wp-config.php` file. I need this before we can get started.

Need more help? [We got it.](#)

You can create a `wp-config.php` file through a web interface, but this doesn't work for all server setups. The safest way is to manually create the file.

Create a Configuration File



Welcome to WordPress. Before getting started, we need some information on the database. You will need to know the following items before proceeding.

1. Database name
2. Database username
3. Database password
4. Database host
5. Table prefix (if you want to run more than one WordPress in a single database)

**If for any reason this automatic file creation doesn't work, don't worry. All this does is fill in the database information to a configuration file. You may also simply open `wp-config-sample.php` in a text editor, fill in your information, and save it as `wp-config.php`.**

In all likelihood, these items were supplied to you by your Web Host. If you do not have this information, then you will need to contact them before you can continue. If you're all ready...

Let's go!



Below you should enter your database connection details. If you're not sure about these, contact your host.

**Database Name**  The name of the database you want to run WP in.

**User Name**  Your MySQL username

**Password**  ...and your MySQL password.

**Database Host**  You should be able to get this info from your web host, if localhost does not work.

**Table Prefix**  If you want to run multiple WordPress installations in a single database, change this.

Submit



All right, sparky! You've made it through this part of the installation. WordPress can now communicate with your database. If you are ready, time now to...

Run the install



## Welcome

---

Welcome to the famous five minute WordPress installation process! You may want to browse the [ReadMe documentation](#) at your leisure. Otherwise, just fill in the information below and you'll be on your way to using the most extendable and powerful personal publishing platform in the world.

## Information needed

---

Please provide the following information. Don't worry, you can always change these settings later.

**Site Title**

**Username**

Username can have only alphanumeric characters, spaces, underscores, hyphens, periods and the @ symbol.

**Password, twice**

A password will be automatically generated for you if you leave this blank.

Strong



## Success!

---

WordPress has been installed. Were you expecting more steps?  
Sorry to disappoint.

**Username**                      admin

**Password**                      *Your chosen password.*

Log In



## Permalink Settings

By default WordPress uses web URLs which have question marks and lots of numbers in them, however WordPress offers you the ability to create a custom URL structure for your permalinks and archives. This can improve the aesthetics, usability, and forward-compatibility of your links. A [number of tags are available](#), and here are some examples to get you started.

### Common Settings

- Default `http://local.wpapplications.com/?p=123`
- Day and name `http://local.wpapplications.com/2013/09/15/sample-post/`
- Month and name `http://local.wpapplications.com/2013/09/sample-post/`
- Numeric `http://local.wpapplications.com/archives/123`
- Post name `http://local.wpapplications.com/sample-post/`
- Custom Structure `http://local.wpapplications.com`